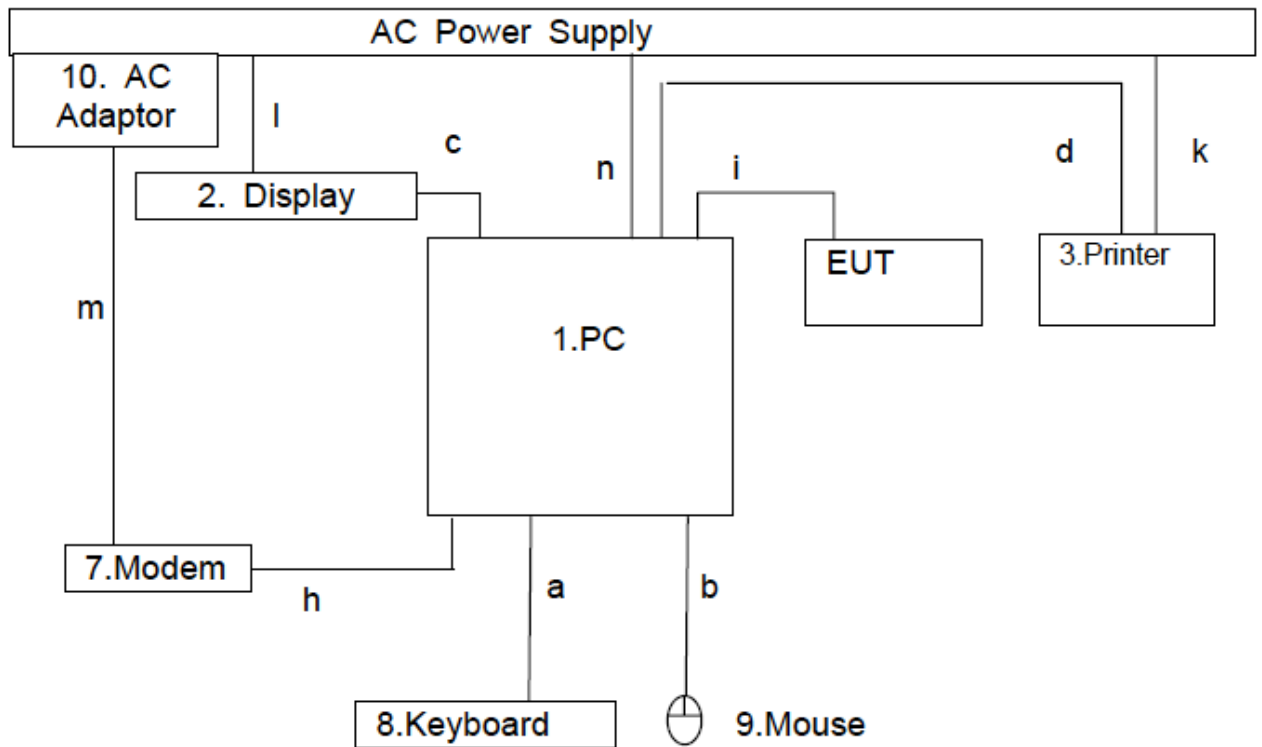


## **Test Setup Photos**


## Test Setup Photos



**Figure 1-1** System Configuration Diagram

## Measurement Photos

**Photo 1.1** Setup with Maximized RFI Field Strength Measurement  
*<0.009MHz to 30MHz>*



**Photo 1.2** Setup with Maximized RFI Field Strength Measurement  
<30MHz to 1000MHz>






**Photo 1.3** Setup with Maximized RFI Field Strength Measurement  
<1000MHz to 26500MHz>



**Photo 1.4** Setup with Maximized RFI Field Strength Measurement (*Worst Case*)





**Photo 1.5** Conducted Emission Measurement  
(Maximum Peak Output Power/6dB Band Width/Peak Power Spectral Density Measurement)

