

Wireless Transmitter

■ Wireless Transmitter (WT-200NF)

Thank you for purchasing our product. Please read carefully the instruction guide to use the product more safely and effectively. This is a wireless transmitter which receives the detection signal from emergency switch, remote controller or sensors and send the signal to receiver (WR-200, WR-300)

■ Product component

1 wireless transmitter, 1 adaptor, 2 screws, 1 manual

■ How to input a code

After plugging the power, press the transmitter power ON switch using ball pen or sharp pin then the red light will blink. At this moment (within 8 seconds), press the 'security' button of the remote control more than 2 seconds, then code can be inputted lighting the red lamp.

※ Master remote control:

Operate all wireless transmitter
(If input a code of master remote control to each transmitter)

※ Remote control:

Operate only one registered transmitter
(Input a code of remote control each transmitter)

※ Input a code number of remote control to receiver

※ Input maximum 254 different codes and display location of transmitter based on the each code

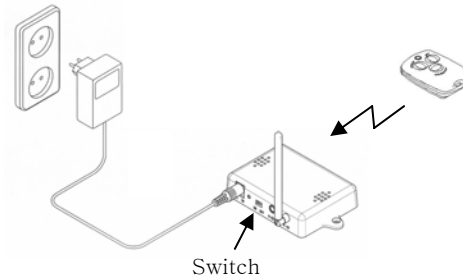
■ How to set up waiting time (Motion sensor, Door sensor)

1) If the code is inputted by "Armed" button on remote control:

When it receives radio waves, immediately sends radio waves.

2) If the code is inputted by "Off" button on remote control:

When it receives radio waves, sends radio waves after 16seconds.

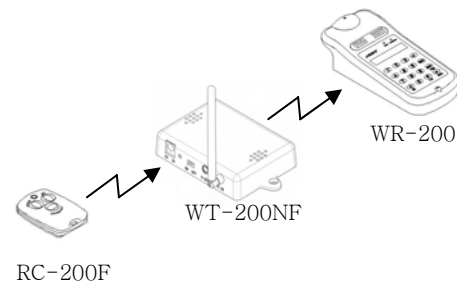


■ How to install

Although range is 800m between transmitter and receiver, decrease receive range because some obstacle if it is installed in a house or building. Therefore, position a transmitter and check operation several times before installation.

※ Range of radio wave depends on structure inside building and ambient temperature (Wall, Floor, furniture, furnishing and etc.)

※ Installation location of transmitter please install 70% of distance which can be received signals(Field Test)
(Example: If the signals can be received 70m between transmitter and receiver, place it 50m)



■ How to input a operating distance

WT-200NF has function that it is operated by emergency signal of master remote control within pre-inputted operating distance and it only operates the nearest transmitter if it uses with several transmitters.

(Operating distance is inputted by special remote control)

After plugging the power, press "Emergency" button of special remote control (within 8 seconds) from a distance you are wanted as shown in the picture



After input operating distance, Emergency signal of special remote control is possible to operate within pre-operated distance

(※Caution: It may not operate in a building because of obstacles within operating distance.)

■ Operation

Armed – Press the "ARMED" button of a remote control for 2seconds, it makes sound "beep - beep" and blinks red lamp every seconds for 32 seconds and turn off the red lamp.

OFF - Press the "OFF" button of a remote control more than 1 second, it makes a "beep" and turn on red lamp

EMERGENCY - Press the "EMERGENCY" button more than 1 second of a remote control, It makes sound "beep-beep-beep" and transmits emergency signal

ARMED + OFF – Press the "ARMED and OFF" button of a remote control, It makes sound "beep" and transmits signal

[Operation after received detected signal of optional sensor]

- Emergency button of remote control, Fire detection

sensor, Gas sensor:

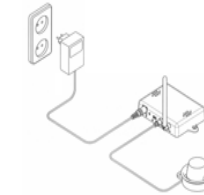
When emergency or sensor signal is received, immediately transmits the signal to the receiver.

- Motion sensor, Door sensor:

If transmitter is armed - when signal is received, it transmits the signal to the receiver after 16 seconds (or immediately)

※ If transmitter is OFF, it does not receive a signal

■ Connect and operate with wired siren (option)



- Emergency button of remote control, Fire detection sensor, Gas sensor:

When emergency or sensor signal is received, immediately ring the siren for 32 seconds.

- Motion sensor, Door sensor:

If transmitter is armed - when signal is received, ring the siren for 32 seconds after 16 seconds (or immediately)

■ Product specification

- Transmission distance: approximately 200m ~ 800m
(depend on obstacle)

- Power supply: dc 12v power adapter

- Size: 112mm x 66mm x 20mm, - Weight : 77g

■ Option

Remote control, Emergency switch, wired siren, pendant emergency switch, door sensor, smoke sensor, gas sensor, motion sensor.

■ Warning

Change or modifications not expressly approved by manufacturer could void the user's authority operate the equipment.