



## STC Test Report



Deutsche  
Akkreditierungsstelle  
D-PL-12121-01-01

Date: 2014-03-24

Page 1 of 91

No.: DM114099

**Applicant (DGO006):**

Audio Partnership Plc  
Gallery Court, Hankey Place, London, SE1 4BB United  
Kingdom

**Manufacturer:**

Audio Partnership Plc  
Gallery Court, Hankey Place, London, SE1 4BB United  
Kingdom

**Description of Sample(s):**

Product: Portable Wireless Music System  
Brand Name: Cambridge Audio  
Model Number: Go V2  
FCC ID: YKBMGV2-010

**Date Sample(s) Received:**

2014-01-17

**Date Tested:**

2014-01-20 to 2014-02-18

**Investigation Requested:**

Perform ElectroMagnetic Interference measurement in  
accordance with FCC 47CFR [Codes of Federal  
Regulations] Part 15: 2012 and ANSI C63.4: 2009 for FCC  
Certification.

**Conclusion(s):**

The submitted product COMPLIED with the requirements  
of Federal Communications Commission [FCC] Rules and  
Regulations Part 15. The tests were performed in accordance  
with the standards described above and on Section 2.2 in this  
Test Report.

**Remark(s):**

---



LONG Yun Jian, Along  
Authorized Signatory  
ElectroMagnetic Compatibility Department  
For and on behalf of  
STC (Dongguan) Company Limited

**The Hong Kong Standards and Testing Centre Ltd.**

10 Dai Wang Street, Taipo Industrial Estate, N.T., Hong Kong  
Tel: (852) 2666 1888 Fax: (852) 2664 4353 Homepage: [www.hkstc.org](http://www.hkstc.org) E-mail: [hkstc@hkstc.org](mailto:hkstc@hkstc.org)

This report shall not be reproduced unless with prior written approval from the Hong Kong Standards and Testing Centre Ltd.  
For full text of "Conditions of Issuance of Test Report", please refer to overleaf or refer to the website of Homepage.



## **STC Test Report**

Date: 2014-03-24

Page 2 of 91

No.: DM114099

### **CONTENT:**

|  |                   |
|--|-------------------|
| Cover  | Page 1 of 91      |
| Content  | Page 2-3 of 91    |
| <b><u>1.0 General Details</u></b>                              |                   |
| 1.1 Test Laboratory  | Page 4 of 91      |
| 1.2 Equipment Under Test [EUT]<br>Description of EUT operation | Page 4 of 91      |
| 1.3 Date of Order  | Page 4 of 91      |
| 1.4 Submitted Sample   | Page 4 of 91      |
| 1.5 Test Duration  | Page 4 of 91      |
| 1.6 Country of Origin  | Page 4 of 91      |
| 1.7 RF Module Details  | Page 5 of 91      |
| 1.8 Antenna Details  | Page 5 of 91      |
| <b><u>2.0 Technical Details</u></b>                            |                   |
| 2.1 Investigations Requested                                   | Page 6 of 91      |
| 2.2 Test Standards and Results Summary                         | Page 6 of 91      |
| 2.3 Table for Test Modes                                       | Page 7 of 91      |
| <b><u>3.0 Test Results</u></b>                                 |                   |
| 3.1 Emission   | Page 8 - 84 of 91 |

### **The Hong Kong Standards and Testing Centre Ltd.**

10 Dai Wang Street, Taipo Industrial Estate, N.T., Hong Kong  
Tel: (852) 2666 1888 Fax: (852) 2664 4353 Homepage: [www.hkstc.org](http://www.hkstc.org) E-mail: [hkstc@hkstc.org](mailto:hkstc@hkstc.org)

This report shall not be reproduced unless with prior written approval from The Hong Kong Standards and Testing Centre Ltd  
For Conditions of Issuance of this test report, please refer to the overleaf or Homepage



## **STC Test Report**

Date: 2014-03-24

Page 3 of 91

No.: DM114099

### **Appendix A**

List of Measurement Equipment

Page 85 of 91

### **Appendix B**

Ancillary Equipment

Page 85 of 91

### **Appendix C**

Photographs

Page 86- 91 of 91

**The Hong Kong Standards and Testing Centre Ltd.**

10 Dai Wang Street, Taipo Industrial Estate, N.T., Hong Kong

Tel: (852) 2666 1888 Fax: (852) 2664 4353 Homepage: [www.hkstc.org](http://www.hkstc.org) E-mail: [hkstc@hkstc.org](mailto:hkstc@hkstc.org)

This report shall not be reproduced unless with prior written approval from The Hong Kong Standards and Testing Centre Ltd  
For Conditions of Issuance of this test report, please refer to the overleaf or Homepage



## **STC Test Report**

Date: 2014-03-24

Page 4 of 91

No.: DM114099

### **1.0 General Details**

#### **1.1 Test Laboratory**

The Hong Kong Standards and Testing Centre Ltd.  
EMC Laboratory  
10 Dai Wang Street, Taipo Industrial Estate  
New Territories, Hong Kong  
Telephone: 852 2666 1888  
Fax: 852 2664 4353

#### **1.2 Equipment Under Test [EUT] Description of Sample(s)**

Product: Portable Wireless Music System  
Manufacturer: Audio Partnership Plc  
Gallery Court, Hankey Place, London, SE1 4BB United Kingdom  
Brand Name: Cambridge Audio  
Model Number: Go V2  
Rating: 18Vd.c. with Jack  
The AC/DC adaptor was provided by the applicant with following details:  
Brand name: N/A; Model no.: OH-1028E1801500U; Input: 100-240Va.c. 50/60Hz  
800mA MAX ; Output: 18Vd.c. 1.5A.

##### **1.2.1 Description of EUT Operation**

The Equipment Under Test (EUT) is a Portable Wireless Music System of Audio Partnership Plc, it is Audio System, modulation by IC; and type is frequency hopping speed spectrum Modulation.

#### **1.3 Date of Order**

2014-01-17

#### **1.4 Submitted Sample(s):**

1 Sample

#### **1.5 Test Duration**

2014-01-20 to 2014-02-18

#### **1.6 Country of Origin**

China

**The Hong Kong Standards and Testing Centre Ltd.**

10 Dai Wang Street, Taipo Industrial Estate, N.T., Hong Kong  
Tel: (852) 2666 1888 Fax: (852) 2664 4353 Homepage: [www.hkstc.org](http://www.hkstc.org) E-mail: [hkstc@hkstc.org](mailto:hkstc@hkstc.org)

This report shall not be reproduced unless with prior written approval from The Hong Kong Standards and Testing Centre Ltd  
For Conditions of Issuance of this test report, please refer to the overleaf or Homepage



## **STC Test Report**

Date: 2014-03-24

Page 5 of 91

No.: DM114099

### **1.7 RF Module Details**

Module Model Number: GWB8C  
Module FCC ID:  
Module Transmission Type: Bluetooth V2.1+EDR  
Modulation: FHSS (GFSK /  $\pi/4$ -DQPSK / 8DPSK)  
Data Rates: 1Mbps: GFSK  
2 Mbps:  $\pi/4$ -DQPSK  
3 Mbps: 8DPSK  
Frequency Range: 2400-2483.5MHz  
Carrier Frequencies: 2402MHz – 2480MHz

Module Specification (specification provided by manufacturer)

### **1.8 Antenna Details**

Antenna Type: Meander line antenna  
Antenna Length: 13.7mm  
Antenna Gain: 2dBi

**The Hong Kong Standards and Testing Centre Ltd.**

10 Dai Wang Street, Taipo Industrial Estate, N.T., Hong Kong  
Tel: (852) 2666 1888 Fax: (852) 2664 4353 Homepage: [www.hkstc.org](http://www.hkstc.org) E-mail: [hkstc@hkstc.org](mailto:hkstc@hkstc.org)

This report shall not be reproduced unless with prior written approval from The Hong Kong Standards and Testing Centre Ltd  
For Conditions of Issuance of this test report, please refer to the overleaf or Homepage



## STC Test Report

Date: 2014-03-24

Page 6 of 91

No.: DM114099

### **2.0 Technical Details**

#### **2.1 Investigations Requested**

Perform Electromagnetic Interference measurements in accordance with FCC 47CFR [Codes of Federal Regulations] Part 15: 2012 Regulations. FCC Pubic Notice DA 00-705 and ANSI C63.4: 2009 for FCC Certification.

#### **2.2 Test Standards and Results Summary Tables**

| <b>EMISSION<br/>Results Summary</b>          |                              |                            |                     |                                     |                          |                          |
|--|------------------------------|----------------------------|---------------------|-------------------------------------|--------------------------|--------------------------|
| Test Condition                               | Test Requirement             | Test Method                | Class /<br>Severity | Test Result                         |                          |                          |
|  |                              |                            |                     | Pass                                | Fail                     | N/A                      |
| Maximum Peak Conducted Output Power          | FCC 47CFR 15.247(b)(1)       | FCC Pubic Notice DA 00-705 | N/A                 | <input checked="" type="checkbox"/> | <input type="checkbox"/> | <input type="checkbox"/> |
| Radiated Spurious Emissions                  | FCC 47CFR 15.209             | ANSI C63.4:2009            | N/A                 | <input checked="" type="checkbox"/> | <input type="checkbox"/> | <input type="checkbox"/> |
| AC Mains Conducted Emissions                 | FCC 47CFR 15.207             | ANSI C63.4:2009            | N/A                 | <input checked="" type="checkbox"/> | <input type="checkbox"/> | <input type="checkbox"/> |
| Number of Hopping Frequency                  | FCC 47CFR 15.247(a)(2)(b)(1) | FCC Pubic Notice DA 00-705 | N/A                 | <input checked="" type="checkbox"/> | <input type="checkbox"/> | <input type="checkbox"/> |
| 20dB Bandwidth                               | FCC 47CFR 15.247(a)(2)       | FCC Pubic Notice DA 00-705 | N/A                 | <input checked="" type="checkbox"/> | <input type="checkbox"/> | <input type="checkbox"/> |
| Hopping Channel Separation                   | FCC 47CFR 15.247(a)(1)       | FCC Pubic Notice DA 00-705 | N/A                 | <input checked="" type="checkbox"/> | <input type="checkbox"/> | <input type="checkbox"/> |
| Band-edge compliance of RF Radiated Emission | FCC 47CFR 15.247(c)          | FCC Pubic Notice DA 00-705 | N/A                 | <input checked="" type="checkbox"/> | <input type="checkbox"/> | <input type="checkbox"/> |
| Time of Occupancy (Dwell Time)               | FCC 47CFR 15.247(a)(1)(iii)  | FCC Pubic Notice DA 00-705 | N/A                 | <input checked="" type="checkbox"/> | <input type="checkbox"/> | <input type="checkbox"/> |
| Antenna requirement                          | FCC 47CFR 15.203             | N/A                        | N/A                 | <input checked="" type="checkbox"/> | <input type="checkbox"/> | <input type="checkbox"/> |
| RF Exposure                                  | FCC 47CFR 15.247(i)          | N/A                        | N/A                 | <input checked="" type="checkbox"/> | <input type="checkbox"/> | <input type="checkbox"/> |

Note: N/A – Not Applicable

**The Hong Kong Standards and Testing Centre Ltd.**

10 Dai Wang Street, Taipo Industrial Estate, N.T., Hong Kong

Tel: (852) 2666 1888 Fax: (852) 2664 4353 Homepage: www.hkstc.org E-mail: hkstc@hkstc.org

This report shall not be reproduced unless with prior written approval from The Hong Kong Standards and Testing Centre Ltd  
For Conditions of Issuance of this test report, please refer to the overleaf or Homepage



## **STC Test Report**

Date: 2014-03-24

Page 7 of 91

No.: DM114099

### **2.3 Table for Test Modes**

Preliminary tests were performed in different data rate to find the worst radiated emission. The data rate in the table below is the worst case rate with respect to the specific test item.

Investigation has been done on all the possible configurations for searching the worst cases.

The following table is a list of the test modes shown in this test report.

| Test Items                                 | Mode                          | Data Rate             |
|--|-------------------------------|-----------------------|
| Maximum Peak Conducted Output Power        | GFSK / $\pi/4$ -DQPSK / 8DPSK | 1MBps / 2MBps / 3MBps |
| Hopping Channel Separation                 | GFSK / $\pi/4$ -DQPSK / 8DPSK | 1MBps / 2MBps / 3MBps |
| Number of Hopping Frequency                | GFSK / $\pi/4$ -DQPSK / 8DPSK | 2MBps                 |
| Time of Occupancy(Dwell Time)              | 8DPSK (DH1 / DH3 / DH5)       | 2MBps                 |
| Radiated Spurious Emissions                | GFSK / $\pi/4$ -DQPSK / 8DPSK | 1MBps / 2MBps / 3MBps |
| Band-edge compliance of Conducted Emission | GFSK / $\pi/4$ -DQPSK / 8DPSK | 2MBps                 |

**The Hong Kong Standards and Testing Centre Ltd.**

10 Dai Wang Street, Taipo Industrial Estate, N.T., Hong Kong

Tel: (852) 2666 1888 Fax: (852) 2664 4353 Homepage: [www.hkstc.org](http://www.hkstc.org) E-mail: [hkstc@hkstc.org](mailto:hkstc@hkstc.org)

This report shall not be reproduced unless with prior written approval from The Hong Kong Standards and Testing Centre Ltd  
For Conditions of Issuance of this test report, please refer to the overleaf or Homepage



## **STC Test Report**

Date: 2014-03-24

Page 8 of 91

No.: DM114099

### **3.0 Test Results**

#### **3.1 Emission**

##### **3.1.1 Maximum Peak Conducted Output Power**

|                    |                             |
|--------------------|-----------------------------|
| Test Requirement:  | FCC 47CFR 15.247(b)(1)      |
| Test Method:       | FCC Public Notice DA 00-705 |
| Test Date:         | 2014-01-24                  |
| Mode of Operation: | Tx mode                     |

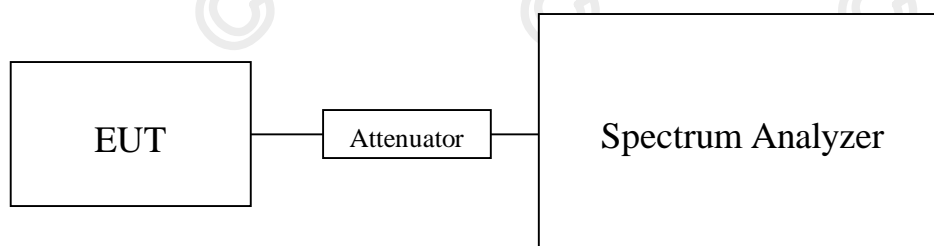
#### **Test Method:**

The RF output of the EUT was connected to the spectrum analyzer. All the attenuation or cable loss will be added to the measured maximum output power. The results are recorded in dBm.

#### **Spectrum Analyzer Setting:**

RBW = 3 MHz, VBW = 3MHz, Sweep = Auto, Span = 10MHz  
Detector = Peak, Trace = Max. hold

#### **Test Setup:**



**The Hong Kong Standards and Testing Centre Ltd.**

10 Dai Wang Street, Taipo Industrial Estate, N.T., Hong Kong  
Tel: (852) 2666 1888 Fax: (852) 2664 4353 Homepage: [www.hkstc.org](http://www.hkstc.org) E-mail: [hkstc@hkstc.org](mailto:hkstc@hkstc.org)

This report shall not be reproduced unless with prior written approval from The Hong Kong Standards and Testing Centre Ltd  
For Conditions of Issuance of this test report, please refer to the overleaf or Homepage





## **STC Test Report**

Date: 2014-03-24

Page 9 of 91

No.: DM114099

### **Limits for Maximum Peak Conducted Output Power [FCC 47CFR 15.247]:**

The maximum peak output power shall not exceed the following limits:  
For frequency hopping systems employing at least 75 hopping channels: 1 Watt  
For all other frequency hopping systems in the 2400-2483.5 MHz band: 0.125 Watts  
For Digital Transmission systems in 2400-2483.5 MHz Band: 1 Watt

### **Results of Bluetooth Communication mode (GFSK) (Fundamental Power): Pass**

| Transmitter Frequency (MHz) | Maximum conducted output power (Watt) |
|-----------------------------|---------------------------------------|
| 2402                        | 0.00152                               |

| Transmitter Frequency (MHz) | Maximum conducted output power (Watt) |
|-----------------------------|---------------------------------------|
| 2441                        | 0.00151                               |

| Transmitter Frequency (MHz) | Maximum conducted output power (Watt) |
|-----------------------------|---------------------------------------|
| 2480                        | 0.00153                               |

### **Results of Bluetooth Communication mode ( $\pi/4$ -DQPSK) (Fundamental Power): Pass**

| Transmitter Frequency (MHz) | Maximum conducted output power (Watt) |
|-----------------------------|---------------------------------------|
| 2402                        | 0.00121                               |

| Transmitter Frequency (MHz) | Maximum conducted output power (Watt) |
|-----------------------------|---------------------------------------|
| 2441                        | 0.00123                               |

| Transmitter Frequency (MHz) | Maximum conducted output power (Watt) |
|-----------------------------|---------------------------------------|
| 2480                        | 0.00122                               |

### **Results of Bluetooth Communication mode (8 DPSK) (Fundamental Power): Pass**

| Transmitter Frequency (MHz) | Maximum conducted output power (Watt) |
|-----------------------------|---------------------------------------|
| 2402                        | 0.00119                               |

| Transmitter Frequency (MHz) | Maximum conducted output power (Watt) |
|-----------------------------|---------------------------------------|
| 2441                        | 0.00121                               |

| Transmitter Frequency (MHz) | Maximum conducted output power (Watt) |
|-----------------------------|---------------------------------------|
| 2480                        | 0.00122                               |

Calculated measurement uncertainty : 30MHz to 1GHz 1.7dB  
1GHz to 18GHz 1.7dB

Remark:

1. All test data for each data rate were verified, but only the worst case was reported.
2. The EUT is programmed to transmit signals continuously for all testing.

**The Hong Kong Standards and Testing Centre Ltd.**

10 Dai Wang Street, Taipo Industrial Estate, N.T., Hong Kong  
Tel: (852) 2666 1888 Fax: (852) 2664 4353 Homepage: www.hkstc.org E-mail: hkstc@hkstc.org

This report shall not be reproduced unless with prior written approval from The Hong Kong Standards and Testing Centre Ltd  
For Conditions of Issuance of this test report, please refer to the overleaf or Homepage



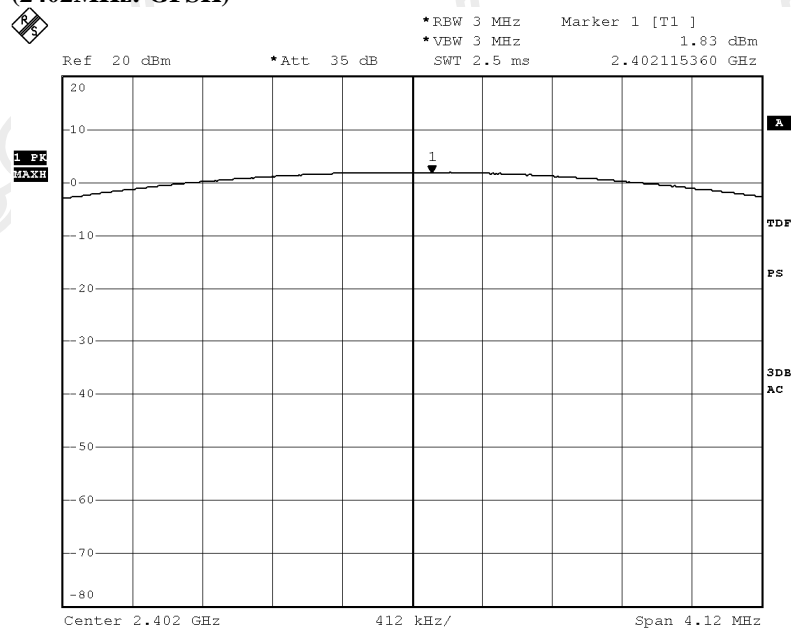
## STC Test Report

Date: 2014-03-24

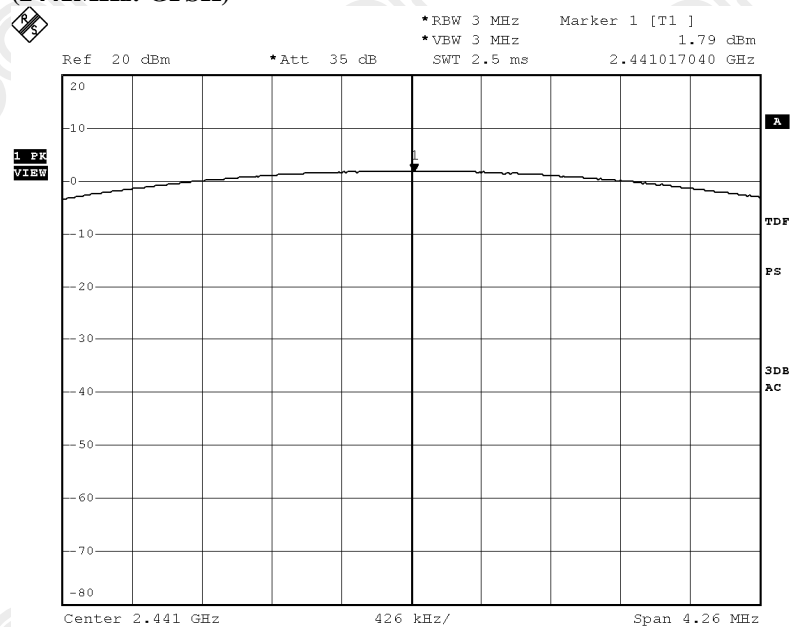
Page 10 of 91

No.: DM114099

### (2402MHz: GFSK)



### (2441MHz: GFSK)



**The Hong Kong Standards and Testing Centre Ltd.**

10 Dai Wang Street, Taipo Industrial Estate, N.T., Hong Kong

Tel: (852) 2666 1888 Fax: (852) 2664 4353 Homepage: [www.hkstc.org](http://www.hkstc.org) E-mail: [hkstc@hkstc.org](mailto:hkstc@hkstc.org)

This report shall not be reproduced unless with prior written approval from The Hong Kong Standards and Testing Centre Ltd  
For Conditions of Issuance of this test report, please refer to the overleaf or Homepage



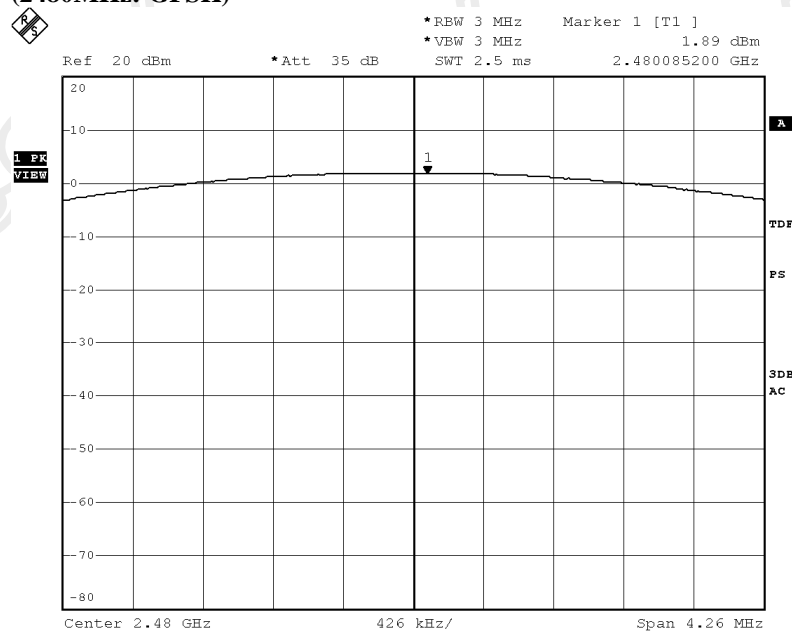
## STC Test Report

Date: 2014-03-24

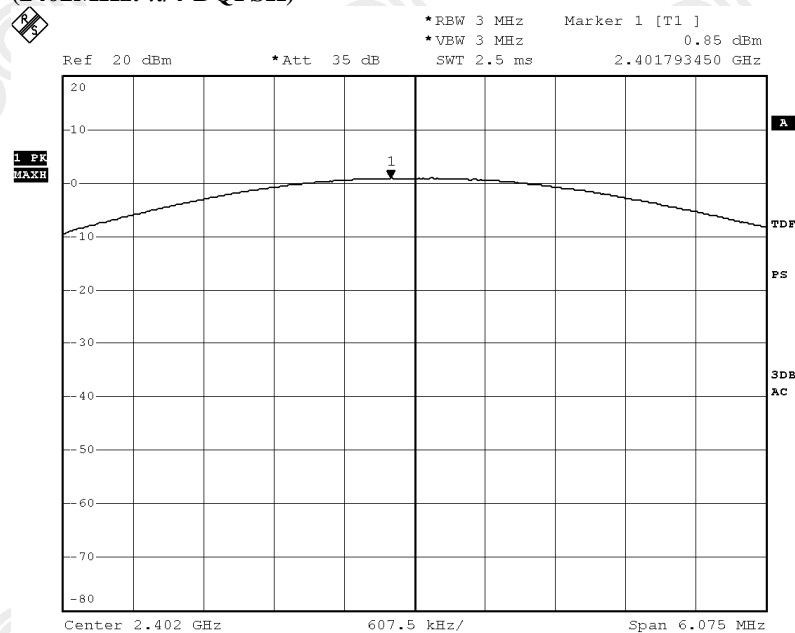
Page 11 of 91

No.: DM114099

### (2480MHz: GFSK)



### (2402MHz: $\pi/4$ -DQPSK)



**The Hong Kong Standards and Testing Centre Ltd.**

10 Dai Wang Street, Taipo Industrial Estate, N.T., Hong Kong

Tel: (852) 2666 1888 Fax: (852) 2664 4353 Homepage: [www.hkstc.org](http://www.hkstc.org) E-mail: [hkstc@hkstc.org](mailto:hkstc@hkstc.org)

This report shall not be reproduced unless with prior written approval from The Hong Kong Standards and Testing Centre Ltd  
For Conditions of Issuance of this test report, please refer to the overleaf or Homepage



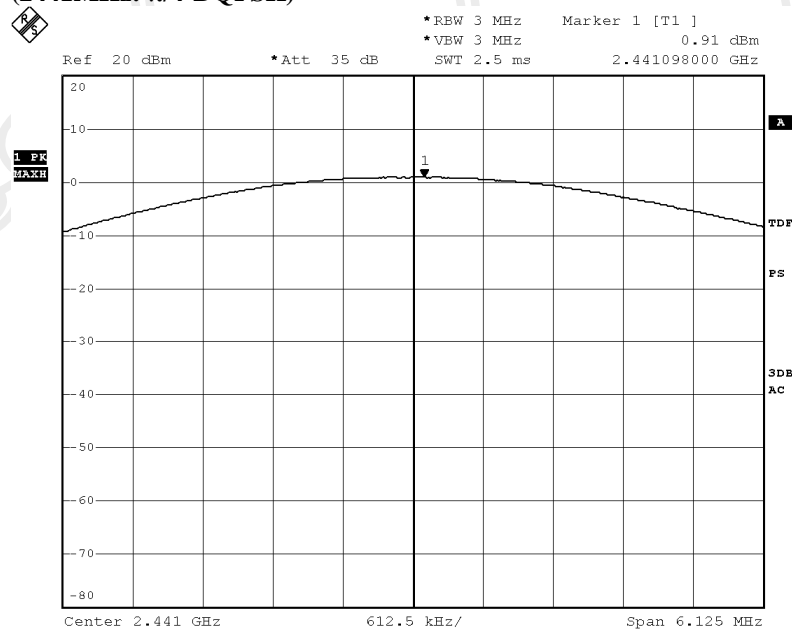
## STC Test Report

Date: 2014-03-24

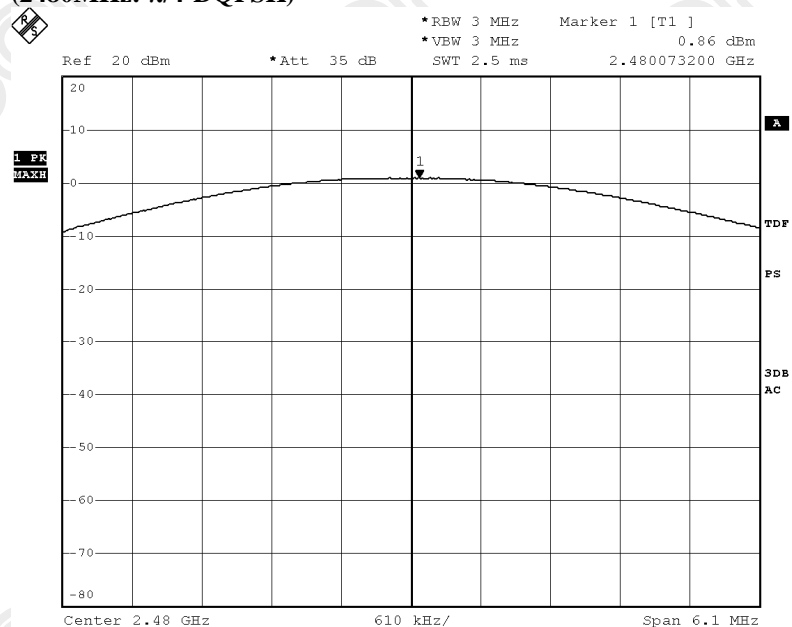
Page 12 of 91

No.: DM114099

(2441MHz:  $\pi/4$ -DQPSK)



(2480MHz:  $\pi/4$ -DQPSK)



**The Hong Kong Standards and Testing Centre Ltd.**

10 Dai Wang Street, Taipo Industrial Estate, N.T., Hong Kong

Tel: (852) 2666 1888 Fax: (852) 2664 4353 Homepage: [www.hkstc.org](http://www.hkstc.org) E-mail: [hkstc@hkstc.org](mailto:hkstc@hkstc.org)

This report shall not be reproduced unless with prior written approval from The Hong Kong Standards and Testing Centre Ltd  
For Conditions of Issuance of this test report, please refer to the overleaf or Homepage



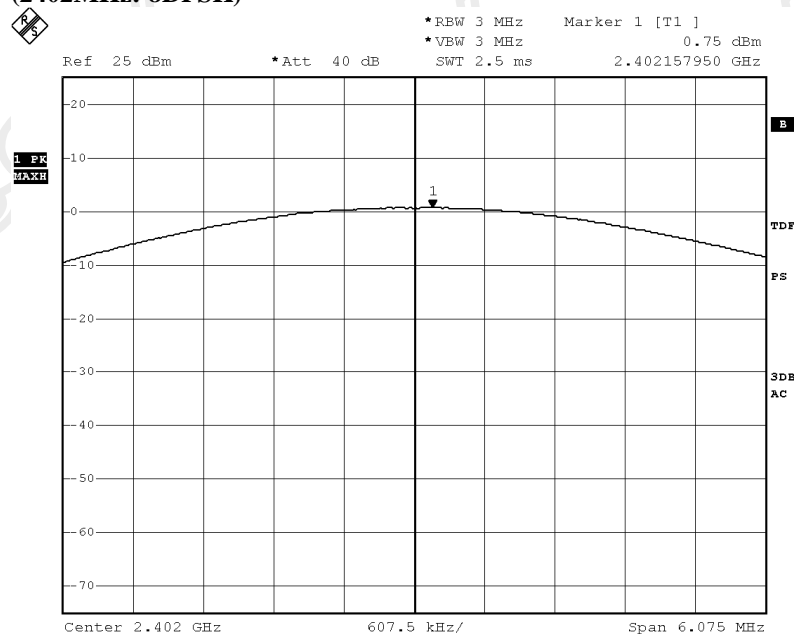
## STC Test Report

Date: 2014-03-24

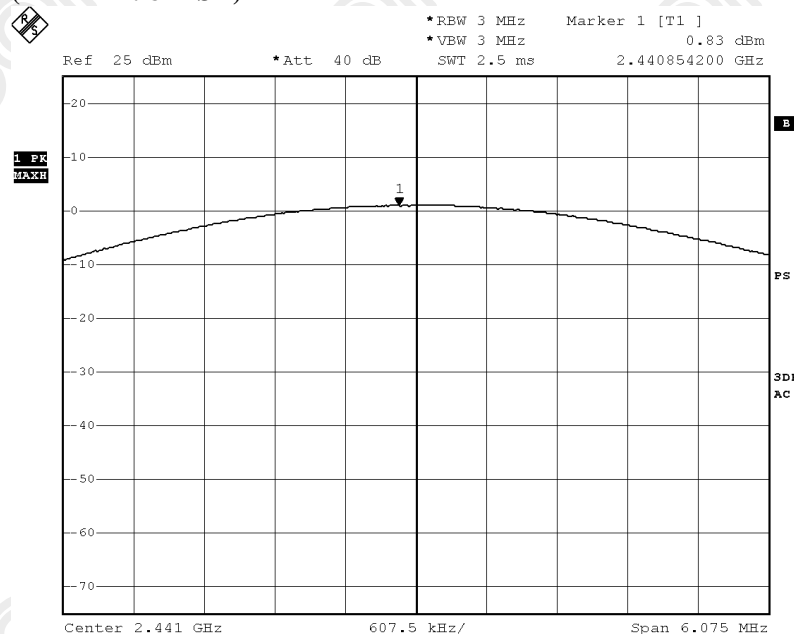
Page 13 of 91

No.: DM114099

### (2402MHz: 8DPSK)



### (2441MHz: 8DPSK)



**The Hong Kong Standards and Testing Centre Ltd.**

10 Dai Wang Street, Taipo Industrial Estate, N.T., Hong Kong

Tel: (852) 2666 1888 Fax: (852) 2664 4353 Homepage: [www.hkstc.org](http://www.hkstc.org) E-mail: [hkstc@hkstc.org](mailto:hkstc@hkstc.org)

This report shall not be reproduced unless with prior written approval from The Hong Kong Standards and Testing Centre Ltd  
For Conditions of Issuance of this test report, please refer to the overleaf or Homepage



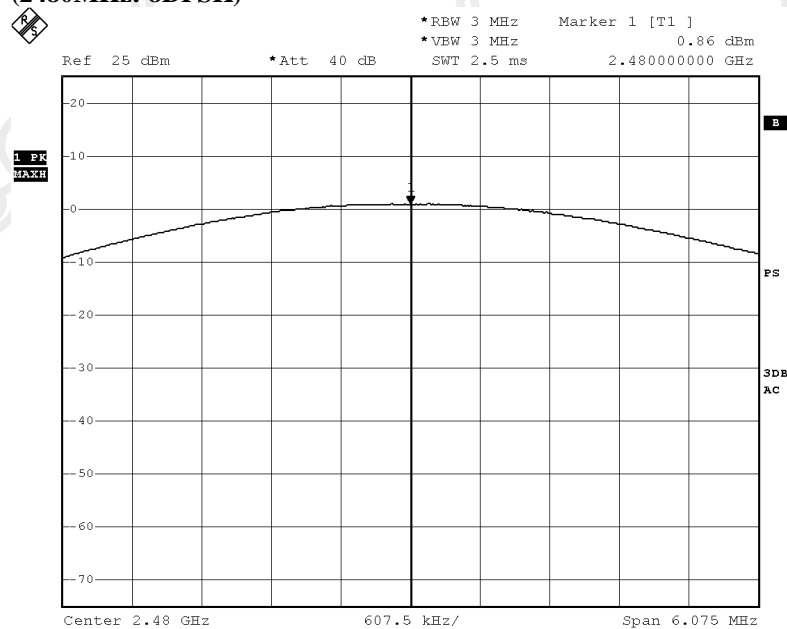
## STC Test Report

Date: 2014-03-24

Page 14 of 91

No.: DM114099

(2480MHz: 8DPSK)



**The Hong Kong Standards and Testing Centre Ltd.**

10 Dai Wang Street, Taipo Industrial Estate, N.T., Hong Kong

Tel: (852) 2666 1888 Fax: (852) 2664 4353 Homepage: [www.hkstc.org](http://www.hkstc.org) E-mail: [hkstc@hkstc.org](mailto:hkstc@hkstc.org)

This report shall not be reproduced unless with prior written approval from The Hong Kong Standards and Testing Centre Ltd  
For Conditions of Issuance of this test report, please refer to the overleaf or Homepage



## **STC Test Report**

Date: 2014-03-24

Page 15 of 91

No.: DM114099

### **3.1.2 Radiated Spurious Emissions**

|                    |  |
|--------------------|--|
| Test Requirement:  | FCC 47CFR 15.209   |
| Test Method:       | ANSI C63.4:2009  |
| Test Date:         | 2014-02-17   |
| Mode of Operation: | Tx mode / Bluetooth Communication mode (GFSK / $\pi/4$ -DQPSK / 8DPSK) |

#### **Test Method:**

The sample was placed 0.8m above the ground plane of semi-anechoic Chamber\*. Measurements in both horizontal and vertical polarities were performed. During the test, each emission was maximized by: having the EUT continuously working, investigated all operating modes, considered typical configuration to obtain worst position, manipulating interconnecting cables, rotating turntable, varying antenna height from 1m to 4m in both horizontal and vertical polarizations. The emissions worst-case are shown in Test Results of the following pages.

\*: Semi-Anechoic chamber located on the G/F of The Hong Kong Standards and Testing Centre Ltd. with a metal ground plane filed with the FCC pursuant to section 2.948 of the FCC rules, with Registration Number: 607756.

**The Hong Kong Standards and Testing Centre Ltd.**

10 Dai Wang Street, Taipo Industrial Estate, N.T., Hong Kong  
Tel: (852) 2666 1888 Fax: (852) 2664 4353 Homepage: [www.hkstc.org](http://www.hkstc.org) E-mail: [hkstc@hkstc.org](mailto:hkstc@hkstc.org)

This report shall not be reproduced unless with prior written approval from The Hong Kong Standards and Testing Centre Ltd  
For Conditions of Issuance of this test report, please refer to the overleaf or Homepage



## STC Test Report

Date: 2014-03-24

Page 16 of 91

No.: DM114099

### **Spectrum Analyzer Setting:**

9KHz – 30MHz (Pk & Av)

RBW: 10kHz  
VBW: 30kHz  
Sweep: Auto  
Span: Fully capture the emissions being measured  
Trace: Max. hold

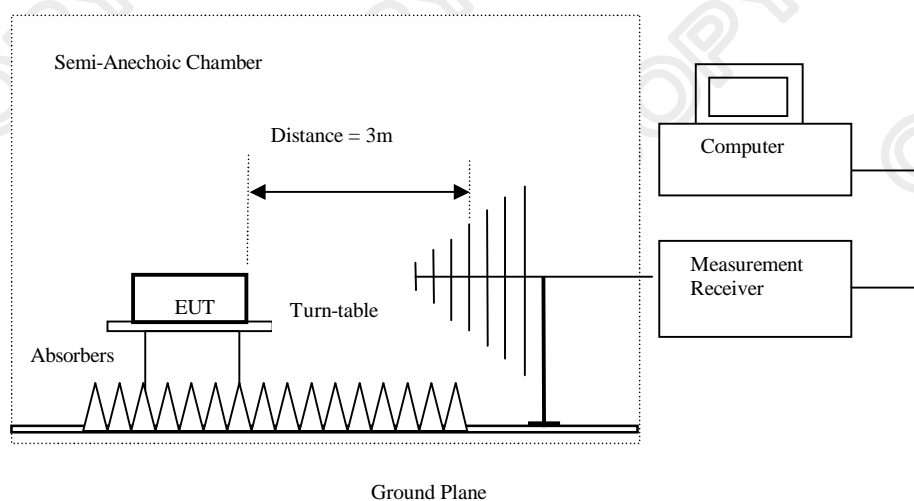
30MHz – 1GHz (QP)

RBW: 120kHz  
VBW: 120kHz  
Sweep: Auto  
Span: Fully capture the emissions being measured  
Trace: Max. hold

Above 1GHz (Pk & Av)

RBW: 1MHz  
VBW: 3MHz  
Sweep: Auto  
Span: Fully capture the emissions being measured  
Trace: Max. hold

### **Test Setup:**



- Absorbers placed on top of the ground plane are for measurements above 1000MHz only.
- Measurements between 30MHz to 1000MHz made with Bi-log antennas, above 1000MHz horn antennas are used, 9kHz to 30MHz loop antennas are used.

### **The Hong Kong Standards and Testing Centre Ltd.**

10 Dai Wang Street, Taipo Industrial Estate, N.T., Hong Kong  
Tel: (852) 2666 1888 Fax: (852) 2664 4353 Homepage: [www.hkstc.org](http://www.hkstc.org) E-mail: [hkstc@hkstc.org](mailto:hkstc@hkstc.org)

This report shall not be reproduced unless with prior written approval from The Hong Kong Standards and Testing Centre Ltd  
For Conditions of Issuance of this test report, please refer to the overleaf or Homepage





## STC Test Report

Date: 2014-03-24

Page 17 of 91

No.: DM114099

### Limits for Radiated Emissions [FCC 47 CFR 15.209 Class B]:

| Frequency Range | Quasi-Peak Limits |
|-----------------|-------------------|
| [MHz]           | [ $\mu$ V/m]      |
| 0.009-0.490     | 2400/F (kHz)      |
| 0.490-1.705     | 24000/F (kHz)     |
| 1.705-30        | 30                |
| 30-88           | 100               |
| 88-216          | 150               |
| 216-960         | 200               |
| Above 960       | 500               |

The emission limits shown in the above table are based on measurement employing a CISPR quasi-peak detector and above 1000MHz are based on measurements employing an average detector.

### Result of Tx mode (2402.0 MHz) (GFSK mode) (9kHz – 30MHz): Pass

| Field Strength of Spurious Emissions                        |          |            |          |           |           |          |
|---|----------|------------|----------|-----------|-----------|----------|
| Peak Value  |          |            |          |           |           |          |
| Frequency   | Measured | Correction | Field    | Field     | Limit     | E-Field  |
|   | Level    | Factor     | Strength | Strength  |           | Polarity |
| MHz   | dBuV     | dB/m       | dBuV/m   | $\mu$ V/m | $\mu$ V/m |          |
| Emissions detected are more than 20 dB below the FCC Limits |          |            |          |           |           |          |

### Result of Tx mode (2402.0 MHz) (GFSK mode) (30MHz – 1GHz): Pass

| Field Strength of Spurious Emissions                        |          |            |          |           |           |          |
|---|----------|------------|----------|-----------|-----------|----------|
| Quasi-Peak Value  |          |            |          |           |           |          |
| Frequency   | Measured | Correction | Field    | Field     | Limit     | E-Field  |
|   | Level    | Factor     | Strength | Strength  |           | Polarity |
| MHz   | dBuV     | dB/m       | dBuV/m   | $\mu$ V/m | $\mu$ V/m |          |
| Emissions detected are more than 20 dB below the FCC Limits |          |            |          |           |           |          |

### Result of Tx mode (2402.0 MHz) (GFSK mode) (Above 1GHz): Pass

| Field Strength of Spurious Emissions |            |            |              |              |              |            |
|--------------------------------------|------------|------------|--------------|--------------|--------------|------------|
| Peak Value                           |            |            |              |              |              |            |
| Frequency                            | Measured   | Correction | Field        | Limit        | Margin       | E-Field    |
|                                      | Level @ 3m | Factor     | Strength     | @ 3m         |              | Polarity   |
| MHz                                  | dB $\mu$ V | dB/m       | dB $\mu$ V/m | dB $\mu$ V/m | dB $\mu$ V/m |            |
| 4804.0                               | 14.7       | 41.5       | 56.2         | 74.0         | 17.8         | Vertical   |
| 4804.0                               | 13.3       | 42.4       | 55.7         | 74.0         | 18.3         | Horizontal |
| 7206.0                               | 10.6       | 45.1       | 55.7         | 74.0         | 18.3         | Vertical   |
| 7206.0                               | 8.9        | 46.2       | 55.1         | 74.0         | 18.9         | Horizontal |
| 9608.0                               | 7.3        | 48.0       | 55.3         | 74.0         | 18.7         | Vertical   |
| 9608.0                               | 7.4        | 48.8       | 56.2         | 74.0         | 17.8         | Horizontal |
| 12010.0                              | 3.8        | 51.5       | 55.3         | 74.0         | 18.7         | Vertical   |
| 12010.0                              | 3.9        | 52.4       | 56.3         | 74.0         | 17.7         | Horizontal |

### The Hong Kong Standards and Testing Centre Ltd.

10 Dai Wang Street, Taipo Industrial Estate, N.T., Hong Kong  
Tel: (852) 2666 1888 Fax: (852) 2664 4353 Homepage: www.hkstc.org E-mail: hkstc@hkstc.org

This report shall not be reproduced unless with prior written approval from The Hong Kong Standards and Testing Centre Ltd  
For Conditions of Issuance of this test report, please refer to the overleaf or Homepage



## STC Test Report

Date: 2014-03-24

Page 18 of 91

No.: DM114099

### Result of Tx mode (2402.0 MHz) (GFSK mode) (Above 1GHz): Pass

| Field Strength of Spurious Emissions |            |            |              |              |              |            |
|--------------------------------------|------------|------------|--------------|--------------|--------------|------------|
| Average Value                        |            |            |              |              |              |            |
| Frequency                            | Measured   | Correction | Field        | Limit        | Margin       | E-Field    |
| MHz                                  | Level @ 3m | Factor     | Strength     | @ 3m         |              | Polarity   |
|                                      | dB $\mu$ V | dB/m       | dB $\mu$ V/m | dB $\mu$ V/m | dB $\mu$ V/m |            |
| 4804.0                               | 0.5        | 41.5       | 42.0         | 54.0         | 12.0         | Vertical   |
| 4804.0                               | -2.2       | 42.4       | 40.2         | 54.0         | 13.8         | Horizontal |
| 7206.0                               | -4.6       | 45.1       | 40.5         | 54.0         | 13.5         | Vertical   |
| 7206.0                               | -7.0       | 46.2       | 39.2         | 54.0         | 14.8         | Horizontal |
| 9608.0                               | -8.0       | 48.0       | 40.0         | 54.0         | 14.0         | Vertical   |
| 9608.0                               | -7.5       | 48.8       | 41.3         | 54.0         | 12.7         | Horizontal |
| 12010.0                              | -11.1      | 51.5       | 40.4         | 54.0         | 13.6         | Vertical   |
| 12010.0                              | -10.6      | 52.4       | 41.8         | 54.0         | 12.2         | Horizontal |

### Result of Tx mode (2441.0 MHz) (GFSK mode) (9kHz – 30MHz): Pass

| Field Strength of Spurious Emissions                        |          |            |          |           |           |          |
|---|----------|------------|----------|-----------|-----------|----------|
| Peak Value  |          |            |          |           |           |          |
| Frequency   | Measured | Correction | Field    | Field     | Limit     | E-Field  |
| MHz   | Level    | Factor     | Strength | Strength  |           | Polarity |
|   | dBuV     | dB/m       | dBuV/m   | $\mu$ V/m | $\mu$ V/m |          |
| Emissions detected are more than 20 dB below the FCC Limits |          |            |          |           |           |          |

### Results of Tx mode (2441.0 MHz) (GFSK mode) (30MHz – 1000MHz): PASS

| Field Strength of Spurious Emissions                        |          |            |          |           |           |          |
|---|----------|------------|----------|-----------|-----------|----------|
| Quasi-Peak Value  |          |            |          |           |           |          |
| Frequency   | Measured | Correction | Field    | Field     | Limit     | E-Field  |
| MHz   | Level    | Factor     | Strength | Strength  |           | Polarity |
|   | dBuV     | dB/m       | dBuV/m   | $\mu$ V/m | $\mu$ V/m |          |
| Emissions detected are more than 20 dB below the FCC Limits |          |            |          |           |           |          |

**The Hong Kong Standards and Testing Centre Ltd.**

10 Dai Wang Street, Taipo Industrial Estate, N.T., Hong Kong

Tel: (852) 2666 1888 Fax: (852) 2664 4353 Homepage: www.hkstc.org E-mail: hkstc@hkstc.org

This report shall not be reproduced unless with prior written approval from The Hong Kong Standards and Testing Centre Ltd  
For Conditions of Issuance of this test report, please refer to the overleaf or Homepage



## STC Test Report

Date: 2014-03-24

Page 19 of 91

No.: DM114099

### Result of Tx mode (2441.0 MHz) (GFSK mode) (Above 1GHz): Pass

| Field Strength of Spurious Emissions |            |            |          |         |         |            |
|--------------------------------------|------------|------------|----------|---------|---------|------------|
| Peak Value                           |            |            |          |         |         |            |
| Frequency                            | Measured   | Correction | Field    | Limit   | Margin  | E-Field    |
| MHz                                  | Level @ 3m | Factor     | Strength | @ 3m    |         | Polarity   |
|                                      | dBu V      | dB/m       | dBu V/m  | dBu V/m | dBu V/m |            |
| 4882.0                               | 13.3       | 41.6       | 54.9     | 74.0    | 19.1    | Vertical   |
| 4882.0                               | 11.9       | 42.5       | 54.4     | 74.0    | 19.6    | Horizontal |
| 7323.0                               | 9.8        | 45.2       | 55.0     | 74.0    | 19.0    | Vertical   |
| 7323.0                               | 8.9        | 46.3       | 55.2     | 74.0    | 18.8    | Horizontal |
| 9764.0                               | 7.1        | 48.1       | 55.2     | 74.0    | 18.8    | Vertical   |
| 9764.0                               | 5.0        | 48.9       | 53.9     | 74.0    | 20.1    | Horizontal |
| 12205.0                              | 3.6        | 51.6       | 55.2     | 74.0    | 18.8    | Vertical   |
| 12205.0                              | 3.3        | 52.5       | 55.8     | 74.0    | 18.2    | Horizontal |

### Result of Tx mode (2441.0 MHz) (GFSK mode) (Above 1GHz): Pass

| Field Strength of Spurious Emissions |            |            |          |         |         |            |
|--------------------------------------|------------|------------|----------|---------|---------|------------|
| Average Value                        |            |            |          |         |         |            |
| Frequency                            | Measured   | Correction | Field    | Limit   | Margin  | E-Field    |
| MHz                                  | Level @ 3m | Factor     | Strength | @ 3m    |         | Polarity   |
|                                      | dBu V      | dB/m       | dBu V/m  | dBu V/m | dBu V/m |            |
| 4882.0                               | -1.9       | 41.6       | 39.7     | 54.0    | 14.3    | Vertical   |
| 4882.0                               | -3.2       | 42.5       | 39.3     | 54.0    | 14.7    | Horizontal |
| 7323.0                               | -5.1       | 45.2       | 40.1     | 54.0    | 13.9    | Vertical   |
| 7323.0                               | -6.5       | 46.3       | 39.8     | 54.0    | 14.2    | Horizontal |
| 9764.0                               | -8.0       | 48.1       | 40.1     | 54.0    | 13.9    | Vertical   |
| 9764.0                               | -10.3      | 48.9       | 38.6     | 54.0    | 15.4    | Horizontal |
| 12205.0                              | -11.5      | 51.6       | 40.1     | 54.0    | 13.9    | Vertical   |
| 12205.0                              | -11.5      | 52.5       | 41       | 54.0    | 13.0    | Horizontal |

**The Hong Kong Standards and Testing Centre Ltd.**

10 Dai Wang Street, Taipo Industrial Estate, N.T., Hong Kong

Tel: (852) 2666 1888 Fax: (852) 2664 4353 Homepage: [www.hkstc.org](http://www.hkstc.org) E-mail: [hkstc@hkstc.org](mailto:hkstc@hkstc.org)

This report shall not be reproduced unless with prior written approval from The Hong Kong Standards and Testing Centre Ltd  
For Conditions of Issuance of this test report, please refer to the overleaf or Homepage



## STC Test Report

Date: 2014-03-24

Page 20 of 91

No.: DM114099

**Result of Tx mode (2480.0 MHz) (GFSK mode) (9kHz – 30MHz): Pass**

| Field Strength of Spurious Emissions                        |          |            |          |          |       |          |
|---|----------|------------|----------|----------|-------|----------|
| Peak Value  |          |            |          |          |       |          |
| Frequency   | Measured | Correction | Field    | Field    | Limit | E-Field  |
|   | Level    | Factor     | Strength | Strength |       | Polarity |
| MHz   | dBuV     | dB/m       | dBuV/m   | uV/m     | uV/m  |          |
| Emissions detected are more than 20 dB below the FCC Limits |          |            |          |          |       |          |

**Results of Tx mode (2480.0 MHz) (GFSK mode) (30MHz – 1000MHz): PASS**

| Field Strength of Spurious Emissions                        |          |            |          |          |       |          |
|---|----------|------------|----------|----------|-------|----------|
| Quasi-Peak Value  |          |            |          |          |       |          |
| Frequency   | Measured | Correction | Field    | Field    | Limit | E-Field  |
|   | Level    | Factor     | Strength | Strength |       | Polarity |
| MHz   | dBuV     | dB/m       | dBuV/m   | uV/m     | uV/m  |          |
| Emissions detected are more than 20 dB below the FCC Limits |          |            |          |          |       |          |

**Result of Tx mode (2480.0 MHz) (GFSK mode) (Above 1GHz): Pass**

| Field Strength of Spurious Emissions |            |            |          |        |        |            |
|--------------------------------------|------------|------------|----------|--------|--------|------------|
| Peak Value                           |            |            |          |        |        |            |
| Frequency                            | Measured   | Correction | Field    | Limit  | Margin | E-Field    |
|                                      | Level @ 3m | Factor     | Strength | @ 3m   |        | Polarity   |
| MHz                                  | dBuV       | dB/m       | dBuV/m   | dBuV/m | dBuV/m |            |
| 4960.0                               | 12.9       | 41.4       | 54.3     | 74.0   | 19.7   | Vertical   |
| 4960.0                               | 12.7       | 42.7       | 55.4     | 74.0   | 18.6   | Horizontal |
| 7440.0                               | 9.6        | 45.6       | 55.2     | 74.0   | 18.8   | Vertical   |
| 7440.0                               | 8.6        | 46.5       | 55.1     | 74.0   | 18.9   | Horizontal |
| 9920.0                               | 6.7        | 48.6       | 55.3     | 74.0   | 18.7   | Vertical   |
| 9920.0                               | 5.7        | 49.7       | 55.4     | 74.0   | 18.6   | Horizontal |
| 12400.0                              | 3.6        | 51.7       | 55.3     | 74.0   | 18.7   | Vertical   |
| 12400.0                              | 3.1        | 52.7       | 55.8     | 74.0   | 18.2   | Horizontal |

**The Hong Kong Standards and Testing Centre Ltd.**

10 Dai Wang Street, Taipo Industrial Estate, N.T., Hong Kong

Tel: (852) 2666 1888 Fax: (852) 2664 4353 Homepage: www.hkstc.org E-mail: hkstc@hkstc.org

This report shall not be reproduced unless with prior written approval from The Hong Kong Standards and Testing Centre Ltd  
For Conditions of Issuance of this test report, please refer to the overleaf or Homepage



## STC Test Report

Date: 2014-03-24

Page 21 of 91

No.: DM114099

**Result of Tx mode (2480.0 MHz) (GFSK mode) (Above 1GHz): Pass**

| Field Strength of Spurious Emissions |            |            |          |         |         |            |
|--------------------------------------|------------|------------|----------|---------|---------|------------|
| Average Value                        |            |            |          |         |         |            |
| Frequency                            | Measured   | Correction | Field    | Limit   | Margin  | E-Field    |
| MHz                                  | Level @ 3m | Factor     | Strength | @ 3m    |         | Polarity   |
|                                      | dBu V      | dB/m       | dBu V/m  | dBu V/m | dBu V/m |            |
| 4960.0                               | -2.3       | 41.4       | 39.1     | 54.0    | 14.9    | Vertical   |
| 4960.0                               | -2.4       | 42.7       | 40.3     | 54.0    | 13.7    | Horizontal |
| 7440.0                               | -5.2       | 45.6       | 40.4     | 54.0    | 13.6    | Vertical   |
| 7440.0                               | -5.2       | 46.5       | 41.3     | 54.0    | 12.7    | Horizontal |
| 9920.0                               | -8.5       | 48.6       | 40.1     | 54.0    | 13.9    | Vertical   |
| 9920.0                               | -9.7       | 49.7       | 40.0     | 54.0    | 14.0    | Horizontal |
| 12400.0                              | -10.3      | 51.7       | 41.4     | 54.0    | 12.6    | Vertical   |
| 12400.0                              | -11.8      | 52.7       | 40.9     | 54.0    | 13.1    | Horizontal |

**Result of Tx mode (2402.0 MHz) ( $\pi/4$ -DQPSK mode) (9kHz – 30MHz): Pass**

| Field Strength of Spurious Emissions                        |          |            |          |          |       |          |
|---|----------|------------|----------|----------|-------|----------|
| Peak Value  |          |            |          |          |       |          |
| Frequency   | Measured | Correction | Field    | Field    | Limit | E-Field  |
| MHz   | Level    | Factor     | Strength | Strength |       | Polarity |
|   | dBu V    | dB/m       | dBu V/m  | u V/m    | u V/m |          |
| Emissions detected are more than 20 dB below the FCC Limits |          |            |          |          |       |          |

**Result of Tx mode (2402.0 MHz) ( $\pi/4$ -DQPSK mode) (30MHz – 1GHz): Pass**

| Field Strength of Spurious Emissions                        |          |            |          |          |       |          |
|---|----------|------------|----------|----------|-------|----------|
| Quasi-Peak Value  |          |            |          |          |       |          |
| Frequency   | Measured | Correction | Field    | Field    | Limit | E-Field  |
| MHz   | Level    | Factor     | Strength | Strength |       | Polarity |
|   | dBu V    | dB/m       | dBu V/m  | u V/m    | u V/m |          |
| Emissions detected are more than 20 dB below the FCC Limits |          |            |          |          |       |          |

**The Hong Kong Standards and Testing Centre Ltd.**

10 Dai Wang Street, Taipo Industrial Estate, N.T., Hong Kong

Tel: (852) 2666 1888 Fax: (852) 2664 4353 Homepage: www.hkstdc.org E-mail: hkstdc@hkstdc.org

This report shall not be reproduced unless with prior written approval from The Hong Kong Standards and Testing Centre Ltd  
For Conditions of Issuance of this test report, please refer to the overleaf or Homepage



## STC Test Report

Date: 2014-03-24

Page 22 of 91

No.: DM114099

**Result of Tx mode (2402.0 MHz) ( $\pi/4$ -DQPSK mode) (Above 1GHz): Pass**

| Field Strength of Spurious Emissions |            |            |          |         |         |            |
|--------------------------------------|------------|------------|----------|---------|---------|------------|
| Peak Value                           |            |            |          |         |         |            |
| Frequency                            | Measured   | Correction | Field    | Limit   | Margin  | E-Field    |
| MHz                                  | Level @ 3m | Factor     | Strength | @ 3m    |         | Polarity   |
|                                      | dBu V      | dB/m       | dBu V/m  | dBu V/m | dBu V/m |            |
| 4804.0                               | 13.7       | 41.5       | 55.2     | 74.0    | 18.8    | Vertical   |
| 4804.0                               | 11.0       | 42.4       | 53.4     | 74.0    | 20.6    | Horizontal |
| 7206.0                               | 9.3        | 45.1       | 54.4     | 74.0    | 19.6    | Vertical   |
| 7206.0                               | 8.8        | 46.2       | 55.0     | 74.0    | 19.0    | Horizontal |
| 9608.0                               | 7.0        | 48.0       | 55.0     | 74.0    | 19.0    | Vertical   |
| 9608.0                               | 6.7        | 48.8       | 55.5     | 74.0    | 18.5    | Horizontal |
| 12010.0                              | 4.6        | 51.5       | 56.1     | 74.0    | 17.9    | Vertical   |
| 12010.0                              | 3.5        | 52.4       | 55.9     | 74.0    | 18.1    | Horizontal |

**Result of Tx mode (2402.0 MHz) ( $\pi/4$ -DQPSK mode) (Above 1GHz): Pass**

| Field Strength of Spurious Emissions |            |            |          |         |         |            |
|--------------------------------------|------------|------------|----------|---------|---------|------------|
| Average Value                        |            |            |          |         |         |            |
| Frequency                            | Measured   | Correction | Field    | Limit   | Margin  | E-Field    |
| MHz                                  | Level @ 3m | Factor     | Strength | @ 3m    |         | Polarity   |
|                                      | dBu V      | dB/m       | dBu V/m  | dBu V/m | dBu V/m |            |
| 4804.0                               | -1.3       | 41.5       | 40.2     | 54.0    | 13.8    | Vertical   |
| 4804.0                               | -4.3       | 42.4       | 38.1     | 54.0    | 15.9    | Horizontal |
| 7206.0                               | -5.4       | 45.1       | 39.7     | 54.0    | 14.3    | Vertical   |
| 7206.0                               | -5.7       | 46.2       | 40.5     | 54.0    | 13.5    | Horizontal |
| 9608.0                               | -7.3       | 48.0       | 40.7     | 54.0    | 13.3    | Vertical   |
| 9608.0                               | -7.6       | 48.8       | 41.2     | 54.0    | 12.8    | Horizontal |
| 12010.0                              | -9.8       | 51.5       | 41.7     | 54.0    | 12.3    | Vertical   |
| 12010.0                              | -10.0      | 52.4       | 42.4     | 54.0    | 11.6    | Horizontal |

**The Hong Kong Standards and Testing Centre Ltd.**

10 Dai Wang Street, Taipo Industrial Estate, N.T., Hong Kong

Tel: (852) 2666 1888 Fax: (852) 2664 4353 Homepage: [www.hkstc.org](http://www.hkstc.org) E-mail: [hkstc@hkstc.org](mailto:hkstc@hkstc.org)

This report shall not be reproduced unless with prior written approval from The Hong Kong Standards and Testing Centre Ltd  
For Conditions of Issuance of this test report, please refer to the overleaf or Homepage



## STC Test Report

Date: 2014-03-24

Page 23 of 91

No.: DM114099

**Result of Tx mode (2441.0 MHz) ( $\pi/4$ -DQPSK mode) (9kHz – 30MHz): Pass**

| Field Strength of Spurious Emissions                        |          |            |          |          |       |          |
|---|----------|------------|----------|----------|-------|----------|
| Peak Value  |          |            |          |          |       |          |
| Frequency   | Measured | Correction | Field    | Field    | Limit | E-Field  |
|   | Level    | Factor     | Strength | Strength |       | Polarity |
| MHz   | dBuV     | dB/m       | dBuV/m   | uV/m     | uV/m  |          |
| Emissions detected are more than 20 dB below the FCC Limits |          |            |          |          |       |          |

**Results of Tx mode (2441.0 MHz) ( $\pi/4$ -DQPSK mode) (30MHz – 1000MHz): PASS**

| Field Strength of Spurious Emissions                        |          |            |          |          |       |          |
|---|----------|------------|----------|----------|-------|----------|
| Quasi-Peak Value  |          |            |          |          |       |          |
| Frequency   | Measured | Correction | Field    | Field    | Limit | E-Field  |
|   | Level    | Factor     | Strength | Strength |       | Polarity |
| MHz   | dBuV     | dB/m       | dBuV/m   | uV/m     | uV/m  |          |
| Emissions detected are more than 20 dB below the FCC Limits |          |            |          |          |       |          |

**Result of Tx mode (2441.0 MHz) ( $\pi/4$ -DQPSK mode) (Above 1GHz): Pass**

| Field Strength of Spurious Emissions |            |            |          |        |        |            |
|--------------------------------------|------------|------------|----------|--------|--------|------------|
| Peak Value                           |            |            |          |        |        |            |
| Frequency                            | Measured   | Correction | Field    | Limit  | Margin | E-Field    |
|                                      | Level @ 3m | Factor     | Strength | @ 3m   |        | Polarity   |
| MHz                                  | dBuV       | dB/m       | dBuV/m   | dBuV/m | dBuV/m |            |
| 4882.0                               | 14.4       | 41.6       | 56.0     | 74.0   | 18.0   | Vertical   |
| 4882.0                               | 11.6       | 42.5       | 54.1     | 74.0   | 19.9   | Horizontal |
| 7323.0                               | 9.8        | 45.2       | 55.0     | 74.0   | 19.0   | Vertical   |
| 7323.0                               | 8.2        | 46.3       | 54.5     | 74.0   | 19.5   | Horizontal |
| 9764.0                               | 7.5        | 48.1       | 55.6     | 74.0   | 18.4   | Vertical   |
| 9764.0                               | 6.1        | 48.9       | 55.0     | 74.0   | 19.0   | Horizontal |
| 12205.0                              | 4.4        | 51.6       | 56.0     | 74.0   | 18.0   | Vertical   |
| 12205.0                              | 3.0        | 52.5       | 55.5     | 74.0   | 18.5   | Horizontal |

**The Hong Kong Standards and Testing Centre Ltd.**

10 Dai Wang Street, Taipo Industrial Estate, N.T., Hong Kong

Tel: (852) 2666 1888 Fax: (852) 2664 4353 Homepage: www.hkstc.org E-mail: hkstc@hkstc.org

This report shall not be reproduced unless with prior written approval from The Hong Kong Standards and Testing Centre Ltd  
For Conditions of Issuance of this test report, please refer to the overleaf or Homepage



## STC Test Report

Date: 2014-03-24

Page 24 of 91

No.: DM114099

### Result of Tx mode (2441.0 MHz) ( $\pi/4$ -DQPSK mode) (Above 1GHz): Pass

| Field Strength of Spurious Emissions |            |            |          |         |         |            |
|--------------------------------------|------------|------------|----------|---------|---------|------------|
| Average Value                        |            |            |          |         |         |            |
| Frequency                            | Measured   | Correction | Field    | Limit   | Margin  | E-Field    |
|                                      | Level @ 3m | Factor     | Strength | @ 3m    |         | Polarity   |
| MHz                                  | dBu V      | dB/m       | dBu V/m  | dBu V/m | dBu V/m |            |
| 4882.0                               | -0.4       | 41.6       | 41.2     | 54.0    | 12.8    | Vertical   |
| 4882.0                               | -1.6       | 42.5       | 40.9     | 54.0    | 13.1    | Horizontal |
| 7323.0                               | -4.1       | 45.2       | 41.1     | 54.0    | 12.9    | Vertical   |
| 7323.0                               | -5.7       | 46.3       | 40.6     | 54.0    | 13.4    | Horizontal |
| 9764.0                               | -6.9       | 48.1       | 41.2     | 54.0    | 12.8    | Vertical   |
| 9764.0                               | -8.6       | 48.9       | 40.3     | 54.0    | 13.7    | Horizontal |
| 12205.0                              | -10.7      | 51.6       | 40.9     | 54.0    | 13.1    | Vertical   |
| 12205.0                              | -11.0      | 52.5       | 41.5     | 54.0    | 12.5    | Horizontal |

### Result of Tx mode (2480.0 MHz) ( $\pi/4$ -DQPSK mode) (9kHz – 30MHz): Pass

| Field Strength of Spurious Emissions                        |          |            |          |          |       |          |
|---|----------|------------|----------|----------|-------|----------|
| Peak Value  |          |            |          |          |       |          |
| Frequency   | Measured | Correction | Field    | Field    | Limit | E-Field  |
|   | Level    | Factor     | Strength | Strength |       | Polarity |
| MHz   | dBu V    | dB/m       | dBu V/m  | u V/m    | u V/m |          |
| Emissions detected are more than 20 dB below the FCC Limits |          |            |          |          |       |          |

### Results of Tx mode (2480.0 MHz) ( $\pi/4$ -DQPSK mode) (30MHz – 1000MHz): PASS

| Field Strength of Spurious Emissions                        |          |            |          |          |       |          |
|---|----------|------------|----------|----------|-------|----------|
| Quasi-Peak Value  |          |            |          |          |       |          |
| Frequency   | Measured | Correction | Field    | Field    | Limit | E-Field  |
|   | Level    | Factor     | Strength | Strength |       | Polarity |
| MHz   | dBu V    | dB/m       | dBu V/m  | u V/m    | u V/m |          |
| Emissions detected are more than 20 dB below the FCC Limits |          |            |          |          |       |          |

**The Hong Kong Standards and Testing Centre Ltd.**

10 Dai Wang Street, Taipo Industrial Estate, N.T., Hong Kong

Tel: (852) 2666 1888 Fax: (852) 2664 4353 Homepage: www.hkstc.org E-mail: hkstc@hkstc.org

This report shall not be reproduced unless with prior written approval from The Hong Kong Standards and Testing Centre Ltd  
For Conditions of Issuance of this test report, please refer to the overleaf or Homepage





## STC Test Report

Date: 2014-03-24

Page 25 of 91

No.: DM114099

### Result of Tx mode (2480.0 MHz) ( $\pi/4$ -DQPSK mode) (Above 1GHz): Pass

| Field Strength of Spurious Emissions |            |            |          |         |         |            |
|--------------------------------------|------------|------------|----------|---------|---------|------------|
| Peak Value                           |            |            |          |         |         |            |
| Frequency                            | Measured   | Correction | Field    | Limit   | Margin  | E-Field    |
|                                      | Level @ 3m | Factor     | Strength | @ 3m    |         | Polarity   |
| MHz                                  | dBu V      | dB/m       | dBu V/m  | dBu V/m | dBu V/m |            |
| 4960.0                               | 14.8       | 41.4       | 56.2     | 74.0    | 17.8    | Vertical   |
| 4960.0                               | 11.2       | 42.7       | 53.9     | 74.0    | 20.1    | Horizontal |
| 7440.0                               | 9.6        | 45.6       | 55.2     | 74.0    | 18.8    | Vertical   |
| 7440.0                               | 8.7        | 46.5       | 55.2     | 74.0    | 18.8    | Horizontal |
| 9920.0                               | 6.7        | 48.6       | 55.3     | 74.0    | 18.7    | Vertical   |
| 9920.0                               | 5.6        | 49.7       | 55.3     | 74.0    | 18.7    | Horizontal |
| 12400.0                              | 4.4        | 51.7       | 56.1     | 74.0    | 17.9    | Vertical   |
| 12400.0                              | 2.8        | 52.7       | 55.5     | 74.0    | 18.5    | Horizontal |

### Result of Tx mode (2480.0 MHz) ( $\pi/4$ -DQPSK mode) (Above 1GHz): Pass

| Field Strength of Spurious Emissions |            |            |          |         |         |            |
|--------------------------------------|------------|------------|----------|---------|---------|------------|
| Average Value                        |            |            |          |         |         |            |
| Frequency                            | Measured   | Correction | Field    | Limit   | Margin  | E-Field    |
|                                      | Level @ 3m | Factor     | Strength | @ 3m    |         | Polarity   |
| MHz                                  | dBu V      | dB/m       | dBu V/m  | dBu V/m | dBu V/m |            |
| 4960.0                               | 0.6        | 41.4       | 42.0     | 54.0    | 12.0    | Vertical   |
| 4960.0                               | -3.3       | 42.7       | 39.4     | 54.0    | 14.6    | Horizontal |
| 7440.0                               | -4.0       | 45.6       | 41.6     | 54.0    | 12.4    | Vertical   |
| 7440.0                               | -6.5       | 46.5       | 40.0     | 54.0    | 14.0    | Horizontal |
| 9920.0                               | -7.7       | 48.6       | 40.9     | 54.0    | 13.1    | Vertical   |
| 9920.0                               | -8.3       | 49.7       | 41.4     | 54.0    | 12.6    | Horizontal |
| 12400.0                              | -10.1      | 51.7       | 41.6     | 54.0    | 12.4    | Vertical   |
| 12400.0                              | -12.6      | 52.7       | 40.1     | 54.0    | 13.9    | Horizontal |

**The Hong Kong Standards and Testing Centre Ltd.**

10 Dai Wang Street, Taipo Industrial Estate, N.T., Hong Kong

Tel: (852) 2666 1888 Fax: (852) 2664 4353 Homepage: [www.hkstc.org](http://www.hkstc.org) E-mail: [hkstc@hkstc.org](mailto:hkstc@hkstc.org)

This report shall not be reproduced unless with prior written approval from The Hong Kong Standards and Testing Centre Ltd  
For Conditions of Issuance of this test report, please refer to the overleaf or Homepage



## STC Test Report

Date: 2014-03-24

Page 26 of 91

No.: DM114099

### **Result of Tx mode (2402.0 MHz) (8DPSK) (9kHz – 30MHz): Pass**

| Field Strength of Spurious Emissions                        |          |            |          |          |       |          |
|---|----------|------------|----------|----------|-------|----------|
| Peak Value  |          |            |          |          |       |          |
| Frequency   | Measured | Correction | Field    | Field    | Limit | E-Field  |
|   | Level    | Factor     | Strength | Strength |       | Polarity |
| MHz   | dBuV     | dB/m       | dBuV/m   | uV/m     | uV/m  |          |
| Emissions detected are more than 20 dB below the FCC Limits |          |            |          |          |       |          |

### **Result of Tx mode (2402.0 MHz) (8DPSK) (30MHz – 1GHz): Pass**

| Field Strength of Spurious Emissions                        |          |            |          |          |       |          |
|---|----------|------------|----------|----------|-------|----------|
| Quasi-Peak Value  |          |            |          |          |       |          |
| Frequency   | Measured | Correction | Field    | Field    | Limit | E-Field  |
|   | Level    | Factor     | Strength | Strength |       | Polarity |
| MHz   | dBuV     | dB/m       | dBuV/m   | uV/m     | uV/m  |          |
| Emissions detected are more than 20 dB below the FCC Limits |          |            |          |          |       |          |

### **Result of Tx mode (2402.0 MHz) (8DPSK) (Above 1GHz): Pass**

| Field Strength of Spurious Emissions |            |            |          |        |        |            |
|--------------------------------------|------------|------------|----------|--------|--------|------------|
| Peak Value                           |            |            |          |        |        |            |
| Frequency                            | Measured   | Correction | Field    | Limit  | Margin | E-Field    |
|                                      | Level @ 3m | Factor     | Strength | @ 3m   |        | Polarity   |
| MHz                                  | dBuV       | dB/m       | dBuV/m   | dBuV/m | dBuV/m |            |
| 4804.0                               | 14.9       | 41.5       | 56.4     | 74.0   | 17.6   | Vertical   |
| 4804.0                               | 11.2       | 42.4       | 53.6     | 74.0   | 20.4   | Horizontal |
| 7206.0                               | 9.2        | 45.1       | 54.3     | 74.0   | 19.7   | Vertical   |
| 7206.0                               | 9.0        | 46.2       | 55.2     | 74.0   | 18.8   | Horizontal |
| 9608.0                               | 7.2        | 48.0       | 55.2     | 74.0   | 18.8   | Vertical   |
| 9608.0                               | 6.7        | 48.8       | 55.5     | 74.0   | 18.5   | Horizontal |
| 12010.0                              | 4.5        | 51.8       | 56.3     | 74.0   | 17.7   | Vertical   |
| 12010.0                              | 3.6        | 52.4       | 56.0     | 74.0   | 18.0   | Horizontal |

**The Hong Kong Standards and Testing Centre Ltd.**

10 Dai Wang Street, Taipo Industrial Estate, N.T., Hong Kong

Tel: (852) 2666 1888 Fax: (852) 2664 4353 Homepage: www.hkstc.org E-mail: hkstc@hkstc.org

This report shall not be reproduced unless with prior written approval from The Hong Kong Standards and Testing Centre Ltd  
For Conditions of Issuance of this test report, please refer to the overleaf or Homepage



## STC Test Report

Date: 2014-03-24

Page 27 of 91

No.: DM114099

**Result of Tx mode (2402.0 MHz) (8DPSK) (Above 1GHz): Pass**

| Field Strength of Spurious Emissions |            |            |          |         |         |            |
|--------------------------------------|------------|------------|----------|---------|---------|------------|
| Average Value                        |            |            |          |         |         |            |
| Frequency                            | Measured   | Correction | Field    | Limit   | Margin  | E-Field    |
| MHz                                  | Level @ 3m | Factor     | Strength | @ 3m    |         | Polarity   |
|                                      | dBu V      | dB/m       | dBu V/m  | dBu V/m | dBu V/m |            |
| 4804.0                               | 0.2        | 41.5       | 41.7     | 54.0    | 12.3    | Vertical   |
| 4804.0                               | -3.5       | 42.4       | 38.9     | 54.0    | 15.1    | Horizontal |
| 7206.0                               | -5.6       | 45.1       | 39.5     | 54.0    | 14.5    | Vertical   |
| 7206.0                               | -5.6       | 46.2       | 40.6     | 54.0    | 13.4    | Horizontal |
| 9608.0                               | -7.3       | 48.0       | 40.7     | 54.0    | 13.3    | Vertical   |
| 9608.0                               | -7.9       | 48.8       | 40.9     | 54.0    | 13.1    | Horizontal |
| 12010.0                              | -10.9      | 51.8       | 40.9     | 54.0    | 13.1    | Vertical   |
| 12010.0                              | -10.7      | 52.4       | 41.7     | 54.0    | 12.3    | Horizontal |

**Result of Tx mode (2441.0 MHz) (8DPSK) (9kHz – 30MHz): Pass**

| Field Strength of Spurious Emissions                        |          |            |          |          |       |          |
|---|----------|------------|----------|----------|-------|----------|
| Peak Value  |          |            |          |          |       |          |
| Frequency   | Measured | Correction | Field    | Field    | Limit | E-Field  |
| MHz   | Level    | Factor     | Strength | Strength |       | Polarity |
|   | dBu V    | dB/m       | dBu V/m  | u V/m    | u V/m |          |
| Emissions detected are more than 20 dB below the FCC Limits |          |            |          |          |       |          |

**Results of Tx mode (2441.0 MHz) (8DPSK) (30MHz – 1000MHz): PASS**

| Field Strength of Spurious Emissions                        |          |            |          |          |       |          |
|---|----------|------------|----------|----------|-------|----------|
| Quasi-Peak Value  |          |            |          |          |       |          |
| Frequency   | Measured | Correction | Field    | Field    | Limit | E-Field  |
| MHz   | Level    | Factor     | Strength | Strength |       | Polarity |
|   | dBu V    | dB/m       | dBu V/m  | u V/m    | u V/m |          |
| Emissions detected are more than 20 dB below the FCC Limits |          |            |          |          |       |          |

**The Hong Kong Standards and Testing Centre Ltd.**

10 Dai Wang Street, Taipo Industrial Estate, N.T., Hong Kong

Tel: (852) 2666 1888 Fax: (852) 2664 4353 Homepage: www.hkstc.org E-mail: hkstc@hkstc.org

This report shall not be reproduced unless with prior written approval from The Hong Kong Standards and Testing Centre Ltd  
For Conditions of Issuance of this test report, please refer to the overleaf or Homepage



## STC Test Report

Date: 2014-03-24

Page 28 of 91

No.: DM114099

### Result of Tx mode (2441.0 MHz) (8DPSK) (Above 1GHz): Pass

| Field Strength of Spurious Emissions |            |            |          |         |         |            |
|--------------------------------------|------------|------------|----------|---------|---------|------------|
| Peak Value                           |            |            |          |         |         |            |
| Frequency                            | Measured   | Correction | Field    | Limit   | Margin  | E-Field    |
| MHz                                  | Level @ 3m | Factor     | Strength | @ 3m    |         | Polarity   |
|                                      | dBu V      | dB/m       | dBu V/m  | dBu V/m | dBu V/m |            |
| 4882.0                               | 14.3       | 41.6       | 55.9     | 74.0    | 18.1    | Vertical   |
| 4882.0                               | 11.5       | 42.5       | 54.0     | 74.0    | 20.0    | Horizontal |
| 7323.0                               | 9.9        | 45.2       | 55.1     | 74.0    | 18.9    | Vertical   |
| 7323.0                               | 8.0        | 46.3       | 54.3     | 74.0    | 19.7    | Horizontal |
| 9764.0                               | 7.1        | 48.1       | 55.2     | 74.0    | 18.8    | Vertical   |
| 9764.0                               | 6.3        | 48.9       | 55.2     | 74.0    | 18.8    | Horizontal |
| 12205.0                              | 3.8        | 51.6       | 55.4     | 74.0    | 18.6    | Vertical   |
| 12205.0                              | 3.6        | 52.5       | 56.1     | 74.0    | 17.9    | Horizontal |

### Result of Tx mode (2441.0 MHz) (8DPSK) (Above 1GHz): Pass

| Field Strength of Spurious Emissions |            |            |          |         |         |            |
|--------------------------------------|------------|------------|----------|---------|---------|------------|
| Average Value                        |            |            |          |         |         |            |
| Frequency                            | Measured   | Correction | Field    | Limit   | Margin  | E-Field    |
| MHz                                  | Level @ 3m | Factor     | Strength | @ 3m    |         | Polarity   |
|                                      | dBu V      | dB/m       | dBu V/m  | dBu V/m | dBu V/m |            |
| 4882.0                               | -1.1       | 41.6       | 40.5     | 54.0    | 13.5    | Vertical   |
| 4882.0                               | -2.4       | 42.5       | 40.1     | 54.0    | 13.9    | Horizontal |
| 7323.0                               | -5.2       | 45.2       | 40.0     | 54.0    | 14.0    | Vertical   |
| 7323.0                               | -6.3       | 46.3       | 40.0     | 54.0    | 14.0    | Horizontal |
| 9764.0                               | -8.3       | 48.1       | 39.8     | 54.0    | 14.2    | Vertical   |
| 9764.0                               | -8.7       | 48.9       | 40.2     | 54.0    | 13.8    | Horizontal |
| 12205.0                              | -11.6      | 51.6       | 40.0     | 54.0    | 14.0    | Vertical   |
| 12205.0                              | -10.7      | 52.5       | 41.8     | 54.0    | 12.2    | Horizontal |

**The Hong Kong Standards and Testing Centre Ltd.**

10 Dai Wang Street, Taipo Industrial Estate, N.T., Hong Kong

Tel: (852) 2666 1888 Fax: (852) 2664 4353 Homepage: www.hkstdc.org E-mail: hkstdc@hkstdc.org

This report shall not be reproduced unless with prior written approval from The Hong Kong Standards and Testing Centre Ltd  
For Conditions of Issuance of this test report, please refer to the overleaf or Homepage



## STC Test Report

Date: 2014-03-24

Page 29 of 91

No.: DM114099

**Result of Tx mode (2480.0 MHz) (8DPSK) (9kHz – 30MHz): Pass**

| Field Strength of Spurious Emissions                        |          |            |          |          |       |          |
|---|----------|------------|----------|----------|-------|----------|
| Peak Value  |          |            |          |          |       |          |
| Frequency   | Measured | Correction | Field    | Field    | Limit | E-Field  |
|   | Level    | Factor     | Strength | Strength |       | Polarity |
| MHz   | dBuV     | dB/m       | dBuV/m   | uV/m     | uV/m  |          |
| Emissions detected are more than 20 dB below the FCC Limits |          |            |          |          |       |          |

**Results of Tx mode (2480.0 MHz) (8DPSK) (30MHz – 1000MHz): PASS**

| Field Strength of Spurious Emissions                        |          |            |          |          |       |          |
|---|----------|------------|----------|----------|-------|----------|
| Quasi-Peak Value  |          |            |          |          |       |          |
| Frequency   | Measured | Correction | Field    | Field    | Limit | E-Field  |
|   | Level    | Factor     | Strength | Strength |       | Polarity |
| MHz   | dBuV     | dB/m       | dBuV/m   | uV/m     | uV/m  |          |
| Emissions detected are more than 20 dB below the FCC Limits |          |            |          |          |       |          |

**Result of Tx mode (2480.0 MHz) (8DPSK) (Above 1GHz): Pass**

| Field Strength of Spurious Emissions |            |            |          |        |        |            |
|--------------------------------------|------------|------------|----------|--------|--------|------------|
| Peak Value                           |            |            |          |        |        |            |
| Frequency                            | Measured   | Correction | Field    | Limit  | Margin | E-Field    |
|                                      | Level @ 3m | Factor     | Strength | @ 3m   |        | Polarity   |
| MHz                                  | dBuV       | dB/m       | dBuV/m   | dBuV/m | dBuV/m |            |
| 4960.0                               | 14.6       | 41.4       | 56.0     | 74.0   | 18.0   | Vertical   |
| 4960.0                               | 10.8       | 42.7       | 53.5     | 74.0   | 20.5   | Horizontal |
| 7440.0                               | 9.6        | 45.6       | 55.2     | 74.0   | 18.8   | Vertical   |
| 7440.0                               | 8.0        | 46.5       | 54.5     | 74.0   | 19.5   | Horizontal |
| 9920.0                               | 6.6        | 48.6       | 55.2     | 74.0   | 18.8   | Vertical   |
| 9920.0                               | 5.6        | 49.7       | 55.3     | 74.0   | 18.7   | Horizontal |
| 12400.0                              | 4.5        | 51.7       | 56.2     | 74.0   | 17.8   | Vertical   |
| 12400.0                              | 3.0        | 52.7       | 55.7     | 74.0   | 18.3   | Horizontal |

**The Hong Kong Standards and Testing Centre Ltd.**

10 Dai Wang Street, Taipo Industrial Estate, N.T., Hong Kong

Tel: (852) 2666 1888 Fax: (852) 2664 4353 Homepage: www.hkstc.org E-mail: hkstc@hkstc.org

This report shall not be reproduced unless with prior written approval from The Hong Kong Standards and Testing Centre Ltd  
For Conditions of Issuance of this test report, please refer to the overleaf or Homepage



## STC Test Report

Date: 2014-03-24

Page 30 of 91

No.: DM114099

### **Result of Tx mode (2480.0 MHz) (8DPSK) (Above 1GHz): Pass**

| Field Strength of Spurious Emissions |            |            |          |         |         |            |
|--------------------------------------|------------|------------|----------|---------|---------|------------|
| Average Value                        |            |            |          |         |         |            |
| Frequency                            | Measured   | Correction | Field    | Limit   | Margin  | E-Field    |
| MHz                                  | Level @ 3m | Factor     | Strength | @ 3m    |         | Polarity   |
|                                      | dBu V      | dB/m       | dBu V/m  | dBu V/m | dBu V/m |            |
| 4960.0                               | 0.2        | 41.4       | 41.6     | 54.0    | 12.4    | Vertical   |
| 4960.0                               | -3.5       | 42.7       | 39.2     | 54.0    | 14.8    | Horizontal |
| 7440.0                               | -4.2       | 45.6       | 41.4     | 54.0    | 12.6    | Vertical   |
| 7440.0                               | -7.2       | 46.5       | 39.3     | 54.0    | 14.7    | Horizontal |
| 9920.0                               | -7.6       | 48.6       | 41.0     | 54.0    | 13.0    | Vertical   |
| 9920.0                               | -9.5       | 49.7       | 40.2     | 54.0    | 13.8    | Horizontal |
| 12400.0                              | -10.7      | 51.7       | 41.0     | 54.0    | 13.0    | Vertical   |
| 12400.0                              | -10.9      | 52.7       | 41.8     | 54.0    | 12.2    | Horizontal |

#### Remarks:

\* Denotes restricted band of operation.

Measurements were made using a peak detector. Any emission less than 1000MHz and falling within the restricted bands of FCC Rules Part 15 Section 15.205 and the limits of FCC Rules Part 15 Section 15.209 were applied.

Correction Factor included Antenna Factor and Cable Attenuation.

Calculated measurement uncertainty: (9kHz - 30MHz): 3.3dB

(30MHz - 1GHz): 4.6dB

(1GHz - 26GHz): 4.4dB

Emissions in the vertical and horizontal polarizations have been investigated and the worst-case test results are recorded in this report.

**The Hong Kong Standards and Testing Centre Ltd.**

10 Dai Wang Street, Taipo Industrial Estate, N.T., Hong Kong

Tel: (852) 2666 1888 Fax: (852) 2664 4353 Homepage: [www.hkstc.org](http://www.hkstc.org) E-mail: [hkstc@hkstc.org](mailto:hkstc@hkstc.org)

This report shall not be reproduced unless with prior written approval from The Hong Kong Standards and Testing Centre Ltd  
For Conditions of Issuance of this test report, please refer to the overleaf or Homepage



## STC Test Report

Date: 2014-03-24

Page 31 of 91

No.: DM114099

### Limits for Radiated Emissions [FCC 47 CFR 15.209 Class B]:

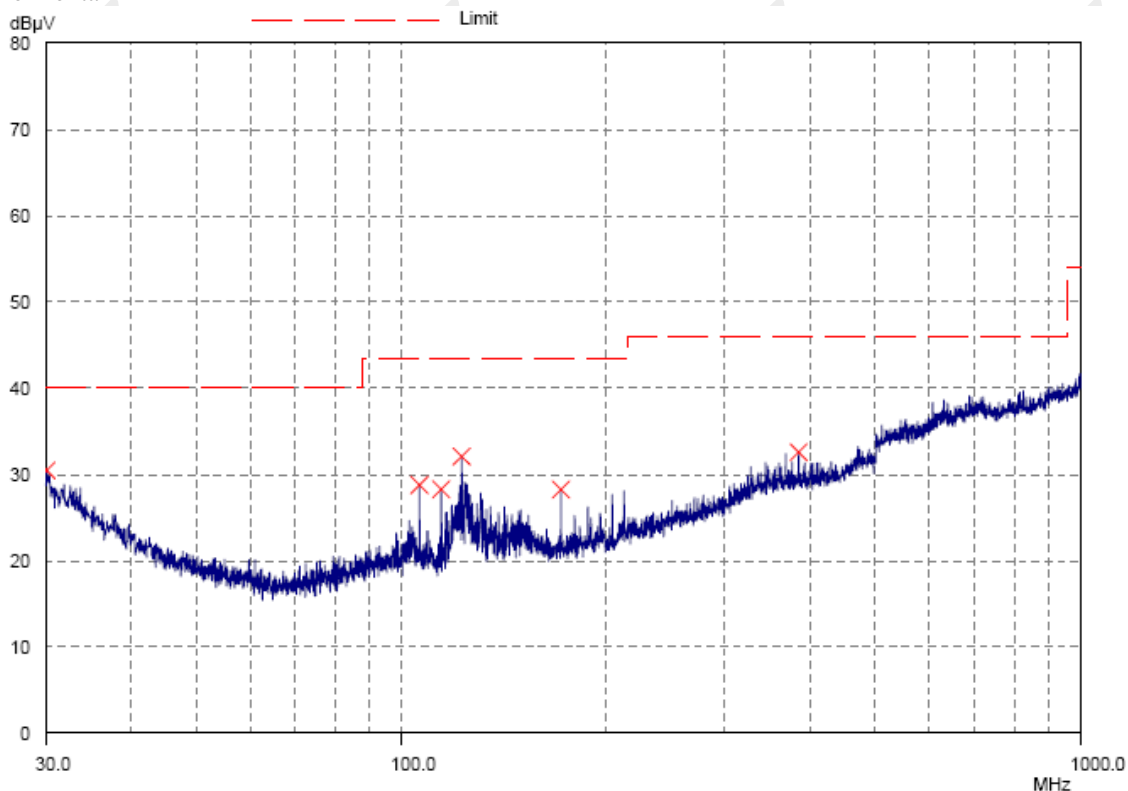
| Frequency Range | Quasi-Peak Limits   |
|-----------------|---------------------|
| [MHz]           | [ $\mu\text{V/m}$ ] |
| 0.009-0.490     | 2400/F (kHz)        |
| 0.490-1.705     | 24000/F (kHz)       |
| 1.705-30        | 30                  |
| 30-88           | 100                 |
| 88-216          | 150                 |
| 216-960         | 200                 |
| Above 960       | 500                 |

The emission limits shown in the above table are based on measurement employing a CISPR quasi-peak detector and above 1000MHz are based on measurements employing an average detector.

### Result of Bluetooth Communication mode (EUT paired with iPod, USB port connected to Resistance) (GFSK / $\pi/4$ -DQPSK / 8DPSK) (30MHz – 1GHz): Pass

Please refer to the following table for result details

#### Horizontal



### The Hong Kong Standards and Testing Centre Ltd.

10 Dai Wang Street, Taipo Industrial Estate, N.T., Hong Kong

Tel: (852) 2666 1888 Fax: (852) 2664 4353 Homepage: [www.hkstc.org](http://www.hkstc.org) E-mail: [hkstc@hkstc.org](mailto:hkstc@hkstc.org)

This report shall not be reproduced unless with prior written approval from The Hong Kong Standards and Testing Centre Ltd  
For Conditions of Issuance of this test report, please refer to the overleaf or Homepage



## **STC Test Report**

Date: 2014-03-24

Page 32 of 91

No.: DM114099

**Result of Bluetooth Communication mode (EUT paired with iPod, USB port connected to Resistance) (GFSK /  $\pi/4$ -DQPSK/ 8DPSK) (30MHz – 1GHz): Pass**

| <b>Radiated Emissions<br/>Quasi-Peak</b> |                     |                               |                               |                            |                            |
|--|---------------------|-------------------------------|-------------------------------|----------------------------|----------------------------|
| Emission<br>Frequency<br>MHz             | E-Field<br>Polarity | Level<br>@ 3m<br>dB $\mu$ V/m | Limit<br>@ 3m<br>dB $\mu$ V/m | Level<br>@ 3m<br>$\mu$ V/m | Limit<br>@ 3m<br>$\mu$ V/m |
| 30.1                                     | Horizontal          | 30.5                          | 40.0                          | 33.5                       | 100                        |
| 106.5                                    | Horizontal          | 28.8                          | 43.5                          | 27.5                       | 150                        |
| 114.7                                    | Horizontal          | 28.3                          | 43.5                          | 26.0                       | 150                        |
| 122.9                                    | Horizontal          | 32.1                          | 43.5                          | 40.3                       | 150                        |
| 172.1                                    | Horizontal          | 28.3                          | 43.5                          | 26.0                       | 150                        |
| 385.1                                    | Horizontal          | 35.3                          | 46.0                          | 58.2                       | 200                        |

**The Hong Kong Standards and Testing Centre Ltd.**

10 Dai Wang Street, Taipo Industrial Estate, N.T., Hong Kong

Tel: (852) 2666 1888 Fax: (852) 2664 4353 Homepage: [www.hkstc.org](http://www.hkstc.org) E-mail: [hkstc@hkstc.org](mailto:hkstc@hkstc.org)

This report shall not be reproduced unless with prior written approval from The Hong Kong Standards and Testing Centre Ltd  
For Conditions of Issuance of this test report, please refer to the overleaf or Homepage





## STC Test Report

Date: 2014-03-24

Page 33 of 91

No.: DM114099

### Limits for Radiated Emissions [FCC 47 CFR 15.209 Class B]:

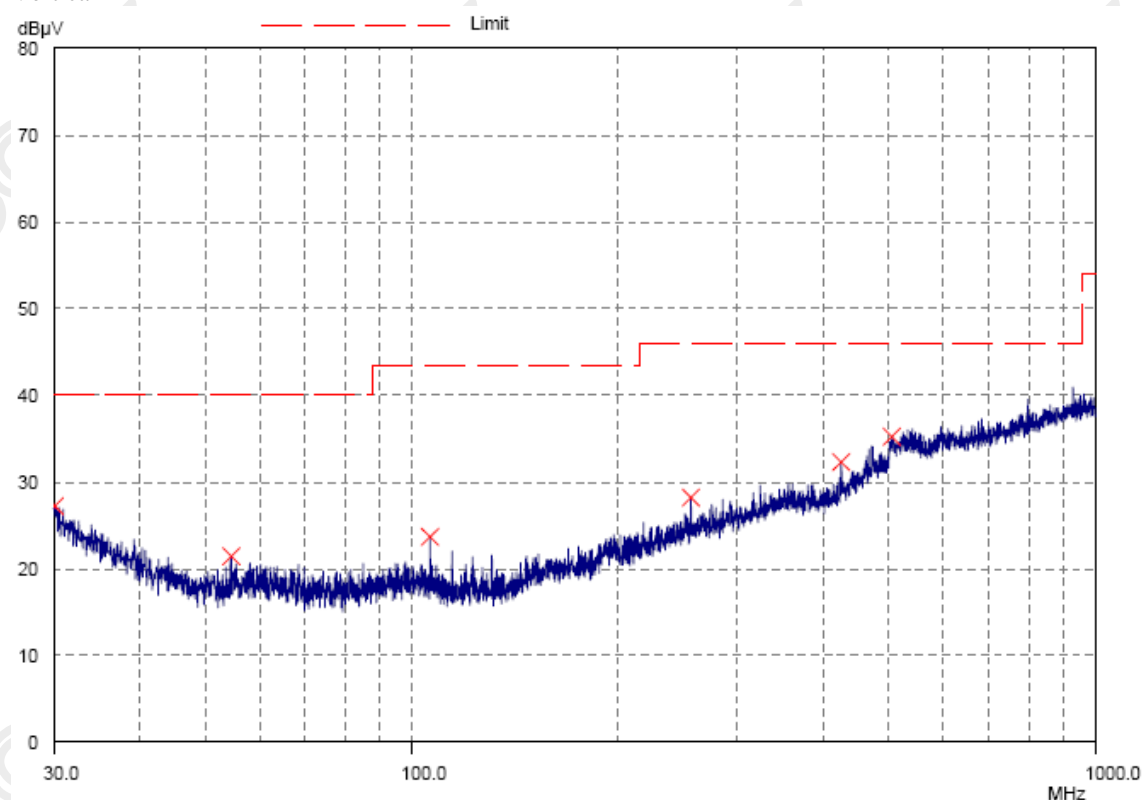
| Frequency Range | Quasi-Peak Limits   |
|-----------------|---------------------|
| [MHz]           | [ $\mu\text{V/m}$ ] |
| 0.009-0.490     | 2400/F (kHz)        |
| 0.490-1.705     | 24000/F (kHz)       |
| 1.705-30        | 30                  |
| 30-88           | 100                 |
| 88-216          | 150                 |
| 216-960         | 200                 |
| Above 960       | 500                 |

The emission limits shown in the above table are based on measurement employing a CISPR quasi-peak detector and above 1000MHz are based on measurements employing an average detector.

### Result of Bluetooth Communication mode (EUT paired with iPod, USB port connected to Resistance) (GFSK / $\pi/4$ -DQPSK/ 8DPSK) (30MHz – 1GHz): Pass

Please refer to the following table for result details

Vertical



### The Hong Kong Standards and Testing Centre Ltd.

10 Dai Wang Street, Taipo Industrial Estate, N.T., Hong Kong

Tel: (852) 2666 1888 Fax: (852) 2664 4353 Homepage: [www.hkstc.org](http://www.hkstc.org) E-mail: [hkstc@hkstc.org](mailto:hkstc@hkstc.org)

This report shall not be reproduced unless with prior written approval from The Hong Kong Standards and Testing Centre Ltd  
For Conditions of Issuance of this test report, please refer to the overleaf or Homepage



## **STC Test Report**

Date: 2014-03-24

Page 34 of 91

No.: DM114099

**Result of Bluetooth Communication mode (EUT paired with iPod, USB port connected to Resistance) (GFSK /  $\pi/4$ -DQPSK/ 8DPSK) (30MHz – 1GHz): Pass**

| <b>Radiated Emissions<br/>Quasi-Peak</b> |                     |                               |                               |                            |                            |
|--|---------------------|-------------------------------|-------------------------------|----------------------------|----------------------------|
| Emission<br>Frequency<br>MHz             | E-Field<br>Polarity | Level<br>@ 3m<br>dB $\mu$ V/m | Limit<br>@ 3m<br>dB $\mu$ V/m | Level<br>@ 3m<br>$\mu$ V/m | Limit<br>@ 3m<br>$\mu$ V/m |
| 30.1                                     | Vertical            | 27.2                          | 40.0                          | 22.9                       | 100                        |
| 54.6                                     | Vertical            | 21.4                          | 40.0                          | 11.7                       | 100                        |
| 106.5                                    | Vertical            | 23.7                          | 43.5                          | 15.3                       | 150                        |
| 256.4                                    | Vertical            | 28.2                          | 46.0                          | 25.7                       | 200                        |
| 425.2                                    | Vertical            | 32.3                          | 46.0                          | 41.2                       | 200                        |
| 504.6                                    | Vertical            | 35.2                          | 46.0                          | 57.5                       | 200                        |

**The Hong Kong Standards and Testing Centre Ltd.**

10 Dai Wang Street, Taipo Industrial Estate, N.T., Hong Kong

Tel: (852) 2666 1888 Fax: (852) 2664 4353 Homepage: [www.hkstc.org](http://www.hkstc.org) E-mail: [hkstc@hkstc.org](mailto:hkstc@hkstc.org)

This report shall not be reproduced unless with prior written approval from The Hong Kong Standards and Testing Centre Ltd  
For Conditions of Issuance of this test report, please refer to the overleaf or Homepage



## STC Test Report

Date: 2014-03-24

Page 35 of 91

No.: DM114099

### **Limits for Radiated Emissions [FCC 47 CFR 15.209 Class B]:**

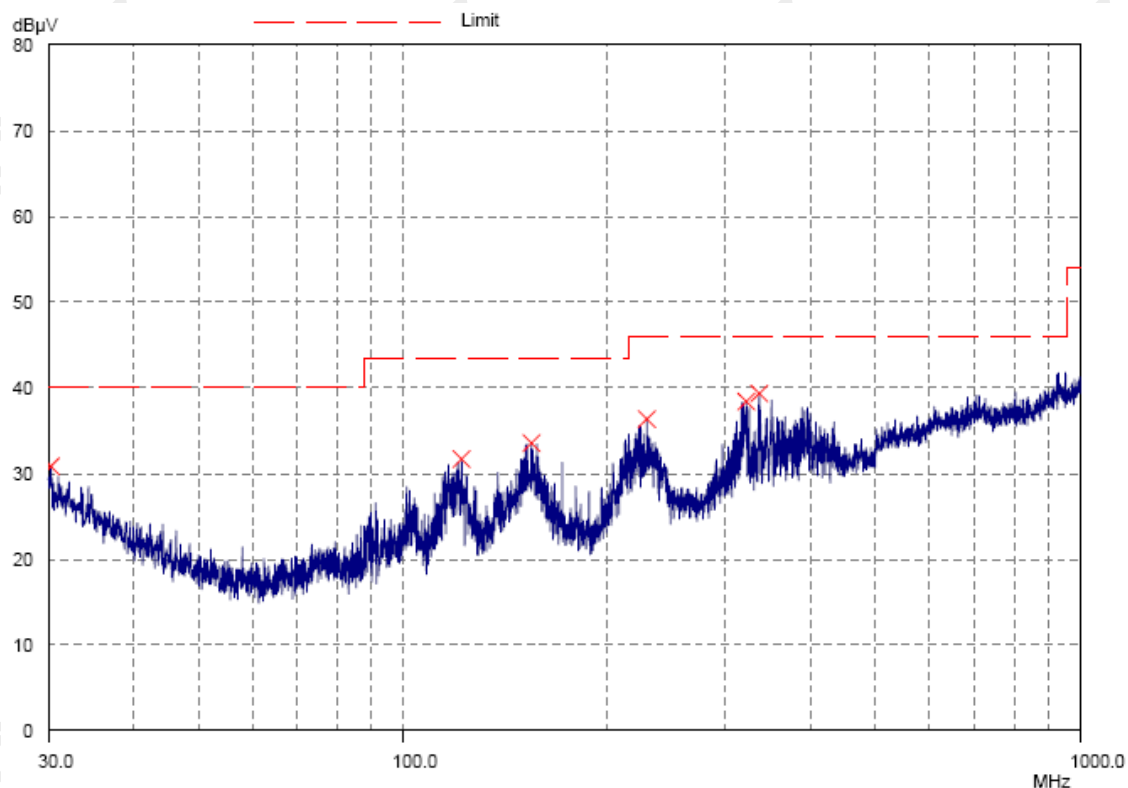
| Frequency Range | Quasi-Peak Limits   |
|-----------------|---------------------|
| [MHz]           | [ $\mu\text{V/m}$ ] |
| 0.009-0.490     | 2400/F (kHz)        |
| 0.490-1.705     | 24000/F (kHz)       |
| 1.705-30        | 30                  |
| 30-88           | 100                 |
| 88-216          | 150                 |
| 216-960         | 200                 |
| Above960        | 500                 |

The emission limits shown in the above table are based on measurement employing a CISPR quasi-peak detector and above 1000MHz are based on measurements employing an average detector.

### **Result of Bluetooth Communication + Charging mode (EUT paired with iPod, USB port connected to Resistance, Charging with adaptor) (GFSK / $\pi/4$ -DQPSK/ 8DPSK) (30MHz – 1GHz): Pass**

Please refer to the following table for result details

#### Horizontal



#### **The Hong Kong Standards and Testing Centre Ltd.**

10 Dai Wang Street, Taipo Industrial Estate, N.T., Hong Kong

Tel: (852) 2666 1888 Fax: (852) 2664 4353 Homepage: [www.hkstc.org](http://www.hkstc.org) E-mail: [hkstc@hkstc.org](mailto:hkstc@hkstc.org)

This report shall not be reproduced unless with prior written approval from The Hong Kong Standards and Testing Centre Ltd  
For Conditions of Issuance of this test report, please refer to the overleaf or Homepage



## **STC Test Report**

Date: 2014-03-24

Page 36 of 91

No.: DM114099

**Result of Bluetooth Communication + Charging mode (EUT paired with iPod, USB port connected to Resistance, Charging with adaptor) (GFSK /  $\pi/4$ -DQPSK/ 8DPSK) (30MHz – 1GHz): Pass**

| <b>Radiated Emissions<br/>Quasi-Peak</b> |                     |                               |                               |                            |                            |
|--|---------------------|-------------------------------|-------------------------------|----------------------------|----------------------------|
| Emission<br>Frequency<br>MHz             | E-Field<br>Polarity | Level<br>@ 3m<br>dB $\mu$ V/m | Limit<br>@ 3m<br>dB $\mu$ V/m | Level<br>@ 3m<br>$\mu$ V/m | Limit<br>@ 3m<br>$\mu$ V/m |
| 30.3                                     | Horizontal          | 30.9                          | 40.0                          | 35.1                       | 100                        |
| 122.3                                    | Horizontal          | 31.7                          | 43.5                          | 38.5                       | 150                        |
| 155.0                                    | Horizontal          | 33.6                          | 43.5                          | 47.9                       | 150                        |
| 229.4                                    | Horizontal          | 36.4                          | 46.0                          | 66.1                       | 200                        |
| 321.8                                    | Horizontal          | 38.4                          | 46.0                          | 83.2                       | 200                        |
| 336.3                                    | Horizontal          | 39.3                          | 46.0                          | 92.3                       | 200                        |

**The Hong Kong Standards and Testing Centre Ltd.**

10 Dai Wang Street, Taipo Industrial Estate, N.T., Hong Kong

Tel: (852) 2666 1888 Fax: (852) 2664 4353 Homepage: [www.hkstc.org](http://www.hkstc.org) E-mail: [hkstc@hkstc.org](mailto:hkstc@hkstc.org)

This report shall not be reproduced unless with prior written approval from The Hong Kong Standards and Testing Centre Ltd  
For Conditions of Issuance of this test report, please refer to the overleaf or Homepage



## STC Test Report

Date: 2014-03-24

Page 37 of 91

No.: DM114099

### Limits for Radiated Emissions [FCC 47 CFR 15.209 Class B]:

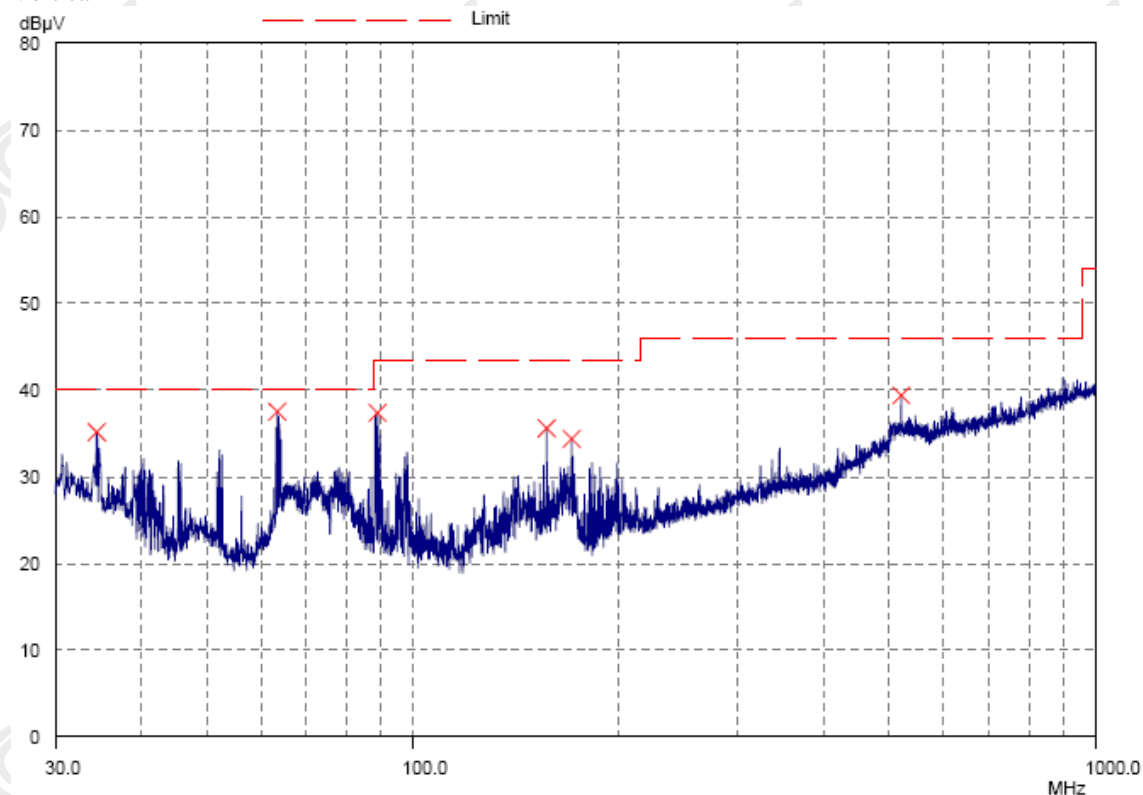
| Frequency Range | Quasi-Peak Limits   |
|-----------------|---------------------|
| [MHz]           | [ $\mu\text{V/m}$ ] |
| 0.009-0.490     | 2400/F (kHz)        |
| 0.490-1.705     | 24000/F (kHz)       |
| 1.705-30        | 30                  |
| 30-88           | 100                 |
| 88-216          | 150                 |
| 216-960         | 200                 |
| Above 960       | 500                 |

The emission limits shown in the above table are based on measurement employing a CISPR quasi-peak detector and above 1000MHz are based on measurements employing an average detector.

### Result of Bluetooth Communication + Charging mode (EUT paired with iPod, USB port connected to Resistance, Charging with adaptor) (GFSK / $\pi/4$ -DQPSK / 8DPSK) (30MHz – 1GHz): Pass

Please refer to the following table for result details

Vertical



**The Hong Kong Standards and Testing Centre Ltd.**

10 Dai Wang Street, Taipo Industrial Estate, N.T., Hong Kong

Tel: (852) 2666 1888 Fax: (852) 2664 4353 Homepage: [www.hkstc.org](http://www.hkstc.org) E-mail: [hkstc@hkstc.org](mailto:hkstc@hkstc.org)

This report shall not be reproduced unless with prior written approval from The Hong Kong Standards and Testing Centre Ltd  
For Conditions of Issuance of this test report, please refer to the overleaf or Homepage



## **STC Test Report**

Date: 2014-03-24

Page 38 of 91

No.: DM114099

**Result of Bluetooth Communication + Charging mode (EUT paired with iPod, USB port connected to Resistance, Charging with adaptor) (GFSK /  $\pi$ /4-DQPSK/ 8DPSK) (30MHz – 1GHz): Pass**

| <b>Radiated Emissions</b> |                     |                               |                               |                            |                            |
|---------------------------|---------------------|-------------------------------|-------------------------------|----------------------------|----------------------------|
| <b>Quasi-Peak</b>         |                     |                               |                               |                            |                            |
| Emission Frequency<br>MHz | E-Field<br>Polarity | Level<br>@ 3m<br>dB $\mu$ V/m | Limit<br>@ 3m<br>dB $\mu$ V/m | Level<br>@ 3m<br>$\mu$ V/m | Limit<br>@ 3m<br>$\mu$ V/m |
| 34.5                      | Vertical            | 35.2                          | 40.0                          | 57.5                       | 100                        |
| 63.4                      | Vertical            | 36.0                          | 40.0                          | 63.1                       | 100                        |
| 88.9                      | Vertical            | 37.4                          | 43.5                          | 74.1                       | 150                        |
| 157.4                     | Vertical            | 35.6                          | 43.5                          | 60.3                       | 150                        |
| 171.1                     | Vertical            | 34.4                          | 43.5                          | 52.5                       | 150                        |
| 520.1                     | Vertical            | 39.4                          | 46.0                          | 93.3                       | 200                        |

Remarks:

Calculated measurement uncertainty (30MHz – 1GHz): 4.6dB

Emissions in the vertical and horizontal polarizations have been investigated and the worst -case test results are recorded in this report.

**The Hong Kong Standards and Testing Centre Ltd.**

10 Dai Wang Street, Taipo Industrial Estate, N.T., Hong Kong

Tel: (852) 2666 1888 Fax: (852) 2664 4353 Homepage: [www.hkstc.org](http://www.hkstc.org) E-mail: [hkstc@hkstc.org](mailto:hkstc@hkstc.org)

This report shall not be reproduced unless with prior written approval from The Hong Kong Standards and Testing Centre Ltd  
For Conditions of Issuance of this test report, please refer to the overleaf or Homepage



## **STC Test Report**

Date: 2014-03-24

Page 39 of 91

No.: DM114099

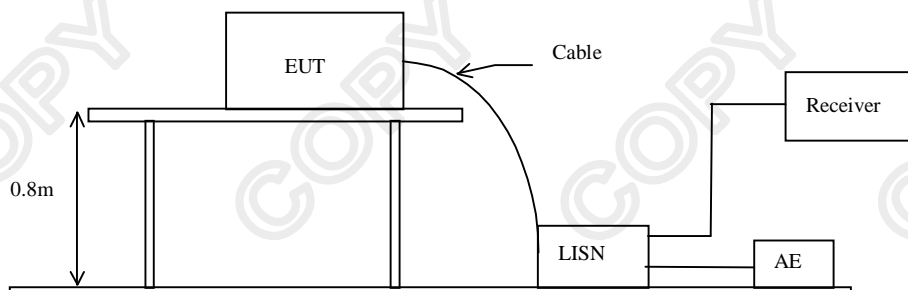
### **3.1.3 AC Mains Conducted Emissions (0.15MHz to 30MHz)**

|                    |   |
|--------------------|---|
| Test Requirement:  | FCC 47CFR 15.207                        |
| Test Method:       | ANSI C63.4:2009                         |
| Test Date:         | 2014-02-18                              |
| Mode of Operation: | Bluetooth Communication + Charging mode |
| Test Voltage:      | 117Va.c., 60Hz                          |

#### **Test Method:**

The test was performed in accordance with ANSI C63.4: 2009, with the following: an initial measurement was performed in peak and average detection mode on the live line, any emissions recorded within 30dB of the relevant limit line were re-measured using quasi-peak and average detection on the live and neutral lines with the worst case recorded in the table of results.

#### **Test Setup:**



**The Hong Kong Standards and Testing Centre Ltd.**

10 Dai Wang Street, Taipo Industrial Estate, N.T., Hong Kong

Tel: (852) 2666 1888 Fax: (852) 2664 4353 Homepage: [www.hkstc.org](http://www.hkstc.org) E-mail: [hkstc@hkstc.org](mailto:hkstc@hkstc.org)

This report shall not be reproduced unless with prior written approval from The Hong Kong Standards and Testing Centre Ltd  
For Conditions of Issuance of this test report, please refer to the overleaf or Homepage



## STC Test Report

Date: 2014-03-24

Page 40 of 91

No.: DM114099

### Limit for Conducted Emissions (FCC 47 CFR 15.207):

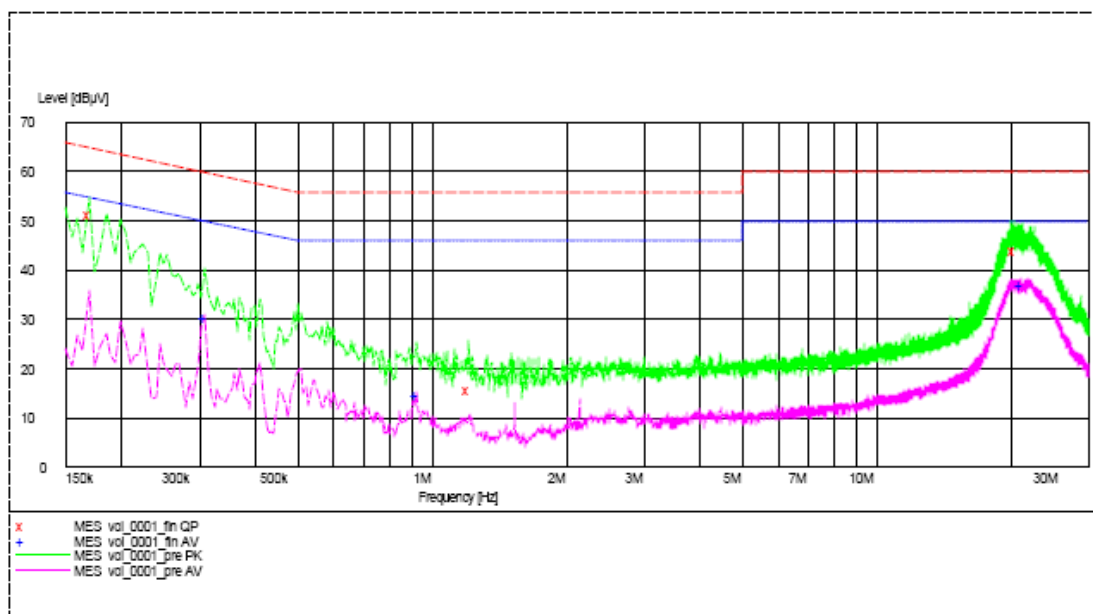
| Frequency Range<br>[MHz] | Quasi-Peak Limits<br>[dBμV] | Average<br>[dBμV] |
|--------------------------|-----------------------------|-------------------|
| 0.15-0.5                 | 66 to 56*                   | 56 to 46*         |
| 0.5-5.0                  | 56                          | 46                |
| 5.0-30.0                 | 60                          | 50                |

\* Decreases with the logarithm of the frequency.

Limits for Conducted Emissions Test, please refer to limit lines (Quasi-Peak and Average) in the following diagram.

### Result of Bluetooth Communication + Charging mode (EUT paired with iPod, USB port connected to Resistance, Charging with adaptor) (L): PASS

Please refer to the following diagram for individual results.



| Conductor       | Frequency<br>MHz | Quasi-peak    |               | Average       |               |
|-----------------|------------------|---------------|---------------|---------------|---------------|
|                 |                  | Level<br>dBμV | Limit<br>dBμV | Level<br>dBμV | Limit<br>dBμV |
| Live or Neutral |                  |               |               |               |               |
| Live            | 0.310            | -*-           | -*-           | 30.4          | 50.0          |
| Live            | 0.925            | -*-           | -*-           | 14.8          | 46.0          |
| Live            | 21.135           | -*-           | -*-           | 37.0          | 50.0          |
| Live            | 0.170            | 51.2          | 65.0          | -*-           | -*-           |
| Live            | 1.210            | 15.7          | 56.0          | -*-           | -*-           |
| Live            | 20.485           | 44.0          | 60.0          | -*-           | -*-           |

**The Hong Kong Standards and Testing Centre Ltd.**

10 Dai Wang Street, Taipo Industrial Estate, N.T., Hong Kong

Tel: (852) 2666 1888 Fax: (852) 2664 4353 Homepage: www.hkstc.org E-mail: hkstc@hkstc.org

This report shall not be reproduced unless with prior written approval from The Hong Kong Standards and Testing Centre Ltd  
For Conditions of Issuance of this test report, please refer to the overleaf or Homepage





## STC Test Report

Date: 2014-03-24

Page 41 of 91

No.: DM114099

### Limit for Conducted Emissions (FCC 47 CFR 15.207):

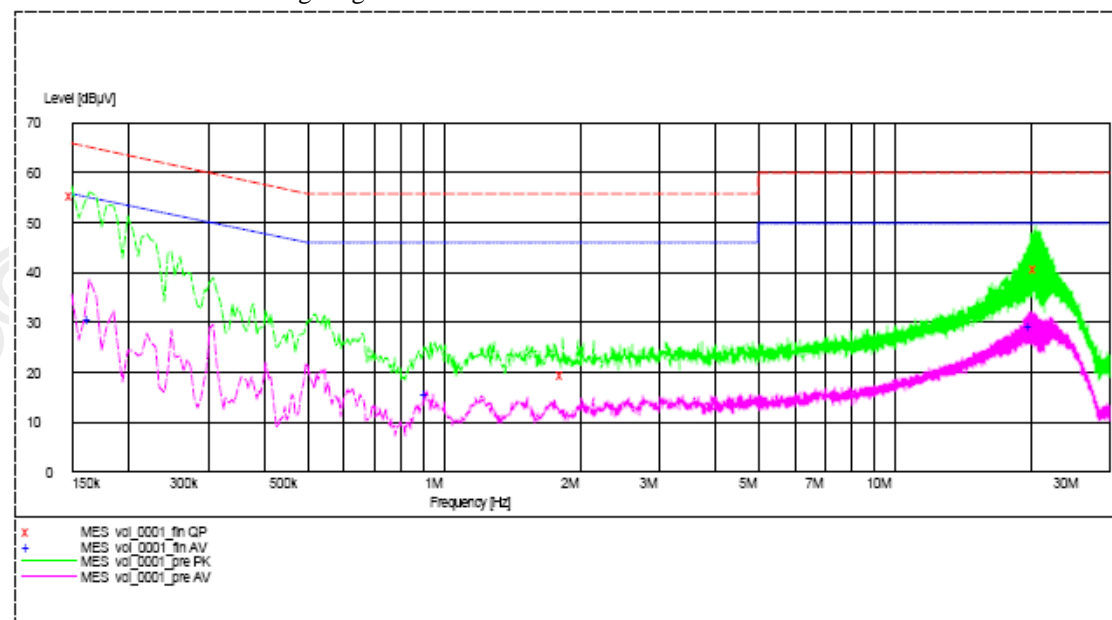
| Frequency Range<br>[MHz] | Quasi-Peak Limits<br>[dB $\mu$ V] | Average<br>[dB $\mu$ V] |
|--------------------------|-----------------------------------|-------------------------|
| 0.15-0.5                 | 66 to 56*                         | 56 to 46*               |
| 0.5-5.0                  | 56                                | 46                      |
| 5.0-30.0                 | 60                                | 50                      |

\* Decreases with the logarithm of the frequency.

Limits for Conducted Emissions Test, please refer to limit lines (Quasi-Peak and Average) in the following diagram.

### Result of Bluetooth Communication + Charging mode (EUT paired with iPod, USB port connected to Resistance, Charging with adaptor) (N): PASS

Please refer to the following diagram for individual results.



| Conductor<br>Live or Neutral | Frequency<br>MHz | Quasi-peak          |                     | Average             |                     |
|------------------------------|------------------|---------------------|---------------------|---------------------|---------------------|
|                              |                  | Level<br>dB $\mu$ V | Limit<br>dB $\mu$ V | Level<br>dB $\mu$ V | Limit<br>dB $\mu$ V |
| Neutral                      | 0.165            | -*-                 | -*-                 | 30.7                | 55.0                |
| Neutral                      | 0.920            | -*-                 | -*-                 | 15.7                | 46.0                |
| Neutral                      | 20.080           | -*-                 | -*-                 | 29.3                | 50.0                |
| Neutral                      | 0.150            | 55.6                | 66.0                | -*-                 | -*-                 |
| Neutral                      | 1.845            | 19.7                | 56.0                | -*-                 | -*-                 |
| Neutral                      | 20.620           | 40.9                | 60.0                | -*-                 | -*-                 |

Remarks:

Calculated measurement uncertainty (0.15MHz – 30MHz): 3.2dB

-\*- Emission(s) that is far below the corresponding limit line.

**The Hong Kong Standards and Testing Centre Ltd.**

10 Dai Wang Street, Taipo Industrial Estate, N.T., Hong Kong

Tel: (852) 2666 1888 Fax: (852) 2664 4353 Homepage: www.hkstc.org E-mail: hkstc@hkstc.org

This report shall not be reproduced unless with prior written approval from The Hong Kong Standards and Testing Centre Ltd  
For Conditions of Issuance of this test report, please refer to the overleaf or Homepage



## STC Test Report

Date: 2014-03-24

Page 42 of 91

No.: DM114099

### 3.1.4 Number of Hopping Frequency

#### Limit of Number of Hopping Frequency

Frequency hopping systems in the 2400–2483.5 MHz band shall use at least 15 channels

#### Test Method:

The RF output of the EUT was connected to the spectrum analyzer by a low loss cable.

#### Spectrum Analyzer Setting:

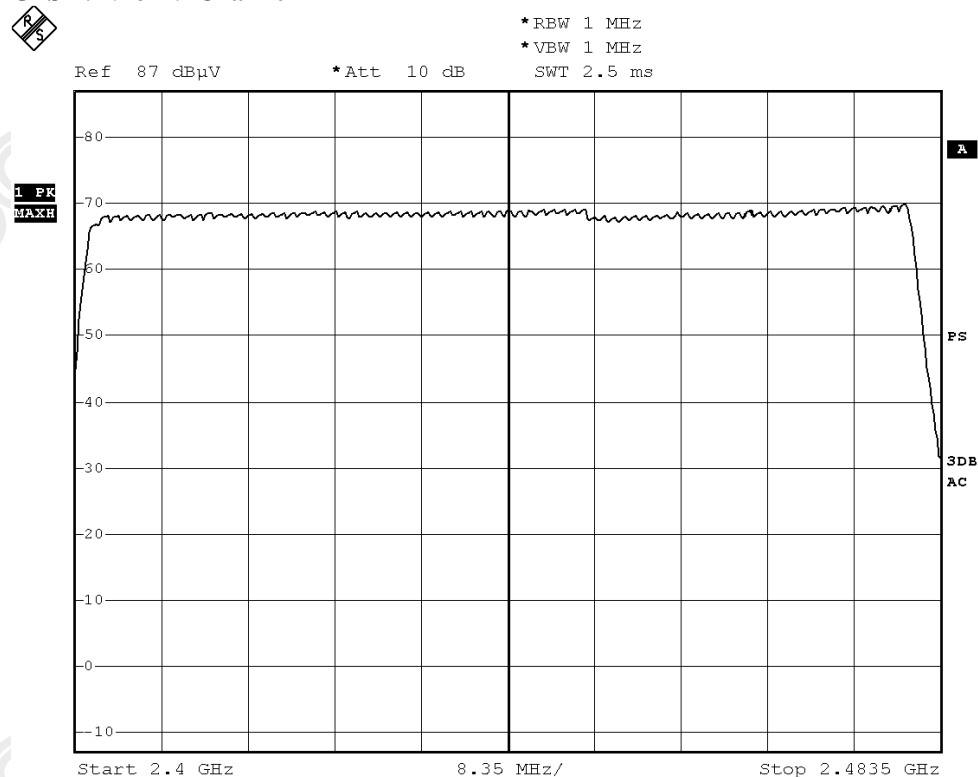
RBW = 1MHz, VBW  $\geq$  RBW, Sweep = Auto, Span = the frequency band of operation  
Detector = Peak, Trace = Max. hold

#### Test Setup:

As Test Setup of clause 3.1.1 in this test report.

#### Measurement Data:

##### GFSK: 79 of 79 Channel



**The Hong Kong Standards and Testing Centre Ltd.**

10 Dai Wang Street, Taipo Industrial Estate, N.T., Hong Kong

Tel: (852) 2666 1888 Fax: (852) 2664 4353 Homepage: [www.hkstc.org](http://www.hkstc.org) E-mail: [hkstc@hkstc.org](mailto:hkstc@hkstc.org)

This report shall not be reproduced unless with prior written approval from The Hong Kong Standards and Testing Centre Ltd  
For Conditions of Issuance of this test report, please refer to the overleaf or Homepage



## STC Test Report

Date: 2014-03-24

Page 43 of 91

No.: DM114099

### $\pi/4$ -DQPSK: 79 of 79 Channel

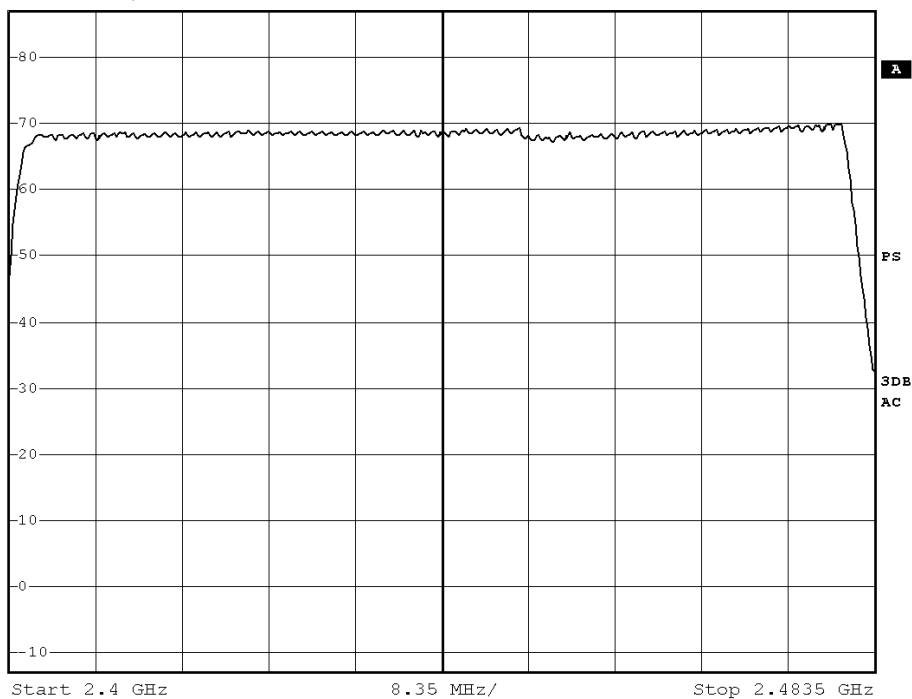


\*RBW 1 MHz  
\*VBW 1 MHz  
SWT 2.5 ms

Ref 87 dB $\mu$ V

\*Att 10 dB

SWT 2.5 ms



**The Hong Kong Standards and Testing Centre Ltd.**

10 Dai Wang Street, Taipo Industrial Estate, N.T., Hong Kong

Tel: (852) 2666 1888 Fax: (852) 2664 4353 Homepage: [www.hkstc.org](http://www.hkstc.org) E-mail: [hkstc@hkstc.org](mailto:hkstc@hkstc.org)

This report shall not be reproduced unless with prior written approval from The Hong Kong Standards and Testing Centre Ltd  
For Conditions of Issuance of this test report, please refer to the overleaf or Homepage



## STC Test Report

Date: 2014-03-24

Page 44 of 91

No.: DM114099

### 8DPSK: 79 of 79 Channel



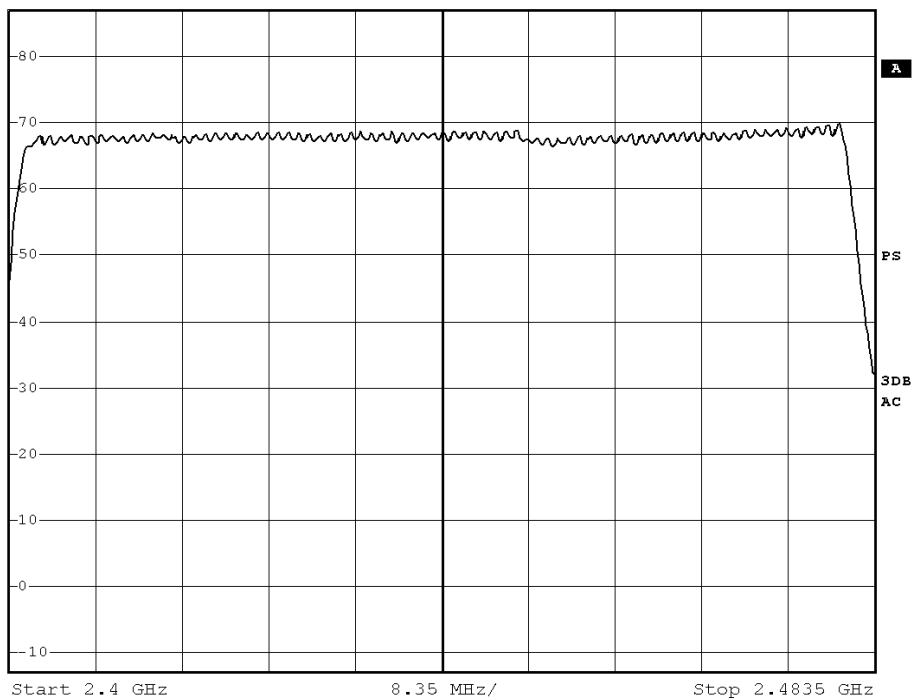
Ref 87 dB $\mu$ V

\*Att 10 dB

\*RBW 1 MHz

\*VBW 1 MHz

SWT 2.5 ms



**The Hong Kong Standards and Testing Centre Ltd.**

10 Dai Wang Street, Taipo Industrial Estate, N.T., Hong Kong

Tel: (852) 2666 1888 Fax: (852) 2664 4353 Homepage: [www.hkstc.org](http://www.hkstc.org) E-mail: [hkstc@hkstc.org](mailto:hkstc@hkstc.org)

This report shall not be reproduced unless with prior written approval from The Hong Kong Standards and Testing Centre Ltd  
For Conditions of Issuance of this test report, please refer to the overleaf or Homepage



## **STC Test Report**

Date: 2014-03-24

Page 45 of 91

No.: DM114099

### **3.1.5 20dB Bandwidth**

Test Requirement: FCC 47CFR 15.247(a)(1)  
Test Method: ANSI C63.4:2009  
Test Date: 2014-01-20  
Mode of Operation: Communication mode

#### **Remark:**

The result has been done on all the possible configurations for searching the worst cases.

#### **Test Method:**

The bandwidth is measured at an amplitude level reduced from the reference level by a specified ratio. The reference level is the level of the highest amplitude signal observed from the transmitter at the fundamental frequency. Once the reference level is established, the equipment is conditioned with typical modulating signal to produce the worst-case (i.e. the widest) bandwidth.

#### **Test Setup:**

As Test Setup of clause 3.1.1 in this test report.

**The Hong Kong Standards and Testing Centre Ltd.**

10 Dai Wang Street, Taipo Industrial Estate, N.T., Hong Kong  
Tel: (852) 2666 1888 Fax: (852) 2664 4353 Homepage: [www.hkstc.org](http://www.hkstc.org) E-mail: [hkstc@hkstc.org](mailto:hkstc@hkstc.org)

This report shall not be reproduced unless with prior written approval from The Hong Kong Standards and Testing Centre Ltd  
For Conditions of Issuance of this test report, please refer to the overleaf or Homepage



## STC Test Report

Date: 2014-03-24

Page 46 of 91

No.: DM114099

| Fundamental Frequency<br>[MHz] | 20dB Bandwidth<br>[MHz] | FCC Limits<br>[MHz] |
|--------------------------------|-------------------------|---------------------|
| 2402                           | 0.824                   | Within 2400-2483.5  |

### (Lowest Operating Frequency) - (GFSK)

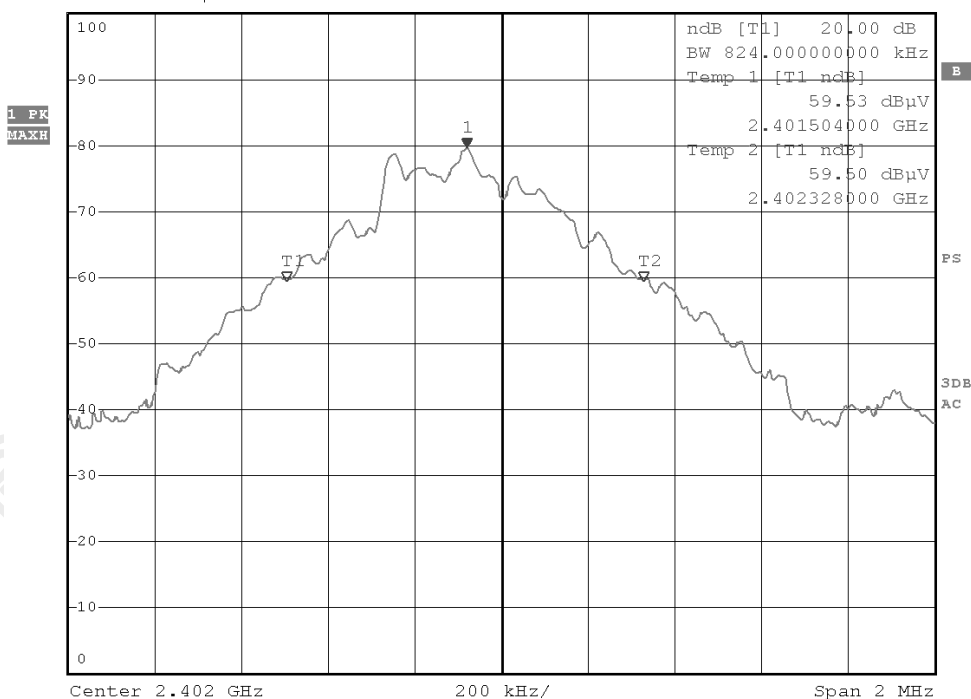


\*RBW 30 kHz Marker 1 [T1 ]  
\*VBW 100 kHz 79.54 dBμV  
SWT 2.5 ms 2.401920000 GHz

Ref 100 dBμV

\*Att 35 dB

2.401920000 GHz



**The Hong Kong Standards and Testing Centre Ltd.**

10 Dai Wang Street, Taipo Industrial Estate, N.T., Hong Kong

Tel: (852) 2666 1888 Fax: (852) 2664 4353 Homepage: [www.hkstc.org](http://www.hkstc.org) E-mail: [hkstc@hkstc.org](mailto:hkstc@hkstc.org)

This report shall not be reproduced unless with prior written approval from The Hong Kong Standards and Testing Centre Ltd  
For Conditions of Issuance of this test report, please refer to the overleaf or Homepage



## STC Test Report

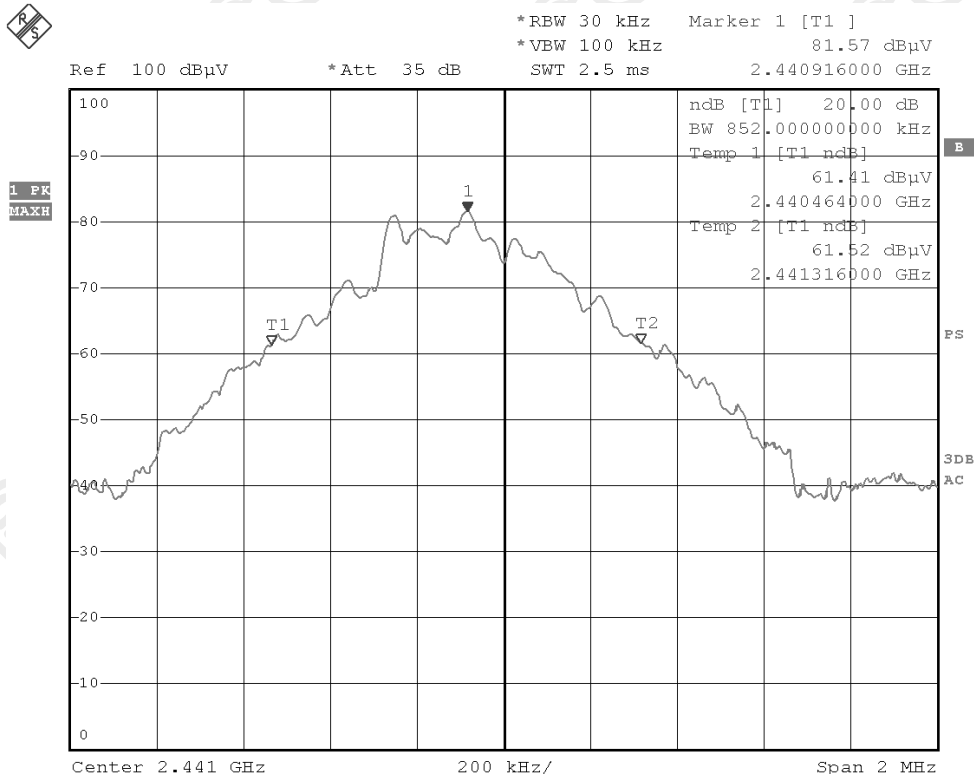
Date: 2014-03-24

Page 47 of 91

No.: DM114099

| Fundamental Frequency<br>[MHz] | 20dB Bandwidth<br>[MHz] | FCC Limits<br>[MHz] |
|--------------------------------|-------------------------|---------------------|
| 2441                           | 0.852                   | Within 2400-2483.5  |

### (Middle Operating Frequency) - (GFSK)



**The Hong Kong Standards and Testing Centre Ltd.**

10 Dai Wang Street, Taipo Industrial Estate, N.T., Hong Kong

Tel: (852) 2666 1888 Fax: (852) 2664 4353 Homepage: www.hkstc.org E-mail: hkstc@hkstc.org

This report shall not be reproduced unless with prior written approval from The Hong Kong Standards and Testing Centre Ltd  
For Conditions of Issuance of this test report, please refer to the overleaf or Homepage



## STC Test Report

Date: 2014-03-24

Page 48 of 91

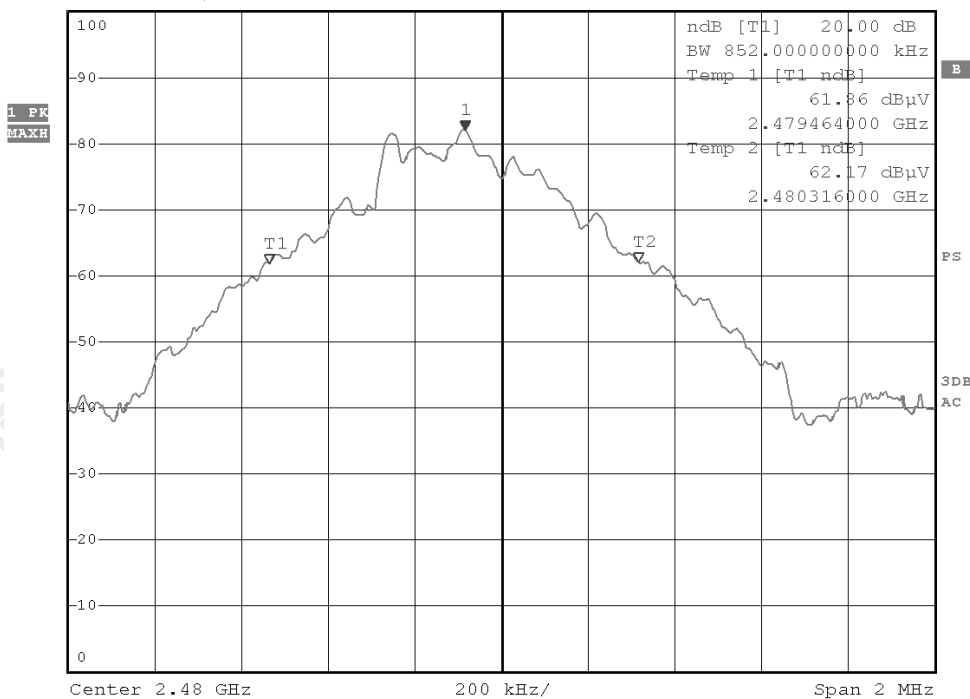
No.: DM114099

| Fundamental Frequency<br>[MHz] | 20dB Bandwidth<br>[MHz] | FCC Limits<br>[MHz] |
|--------------------------------|-------------------------|---------------------|
| 2480                           | 0.852                   | Within 2400-2483.5  |

### (Highest Operating Frequency) - (GFSK)



Ref 100 dBμV \*Att 35 dB \*RBW 30 kHz Marker 1 [T1] 82.10 dBμV  
\*VBW 100 kHz SWT 2.5 ms 2.479916000 GHz



Center 2.48 GHz 200 kHz/ Span 2 MHz

**The Hong Kong Standards and Testing Centre Ltd.**

10 Dai Wang Street, Taipo Industrial Estate, N.T., Hong Kong

Tel: (852) 2666 1888 Fax: (852) 2664 4353 Homepage: [www.hkstc.org](http://www.hkstc.org) E-mail: [hkstc@hkstc.org](mailto:hkstc@hkstc.org)

This report shall not be reproduced unless with prior written approval from The Hong Kong Standards and Testing Centre Ltd  
For Conditions of Issuance of this test report, please refer to the overleaf or Homepage





## STC Test Report

Date: 2014-03-24

Page 49 of 91

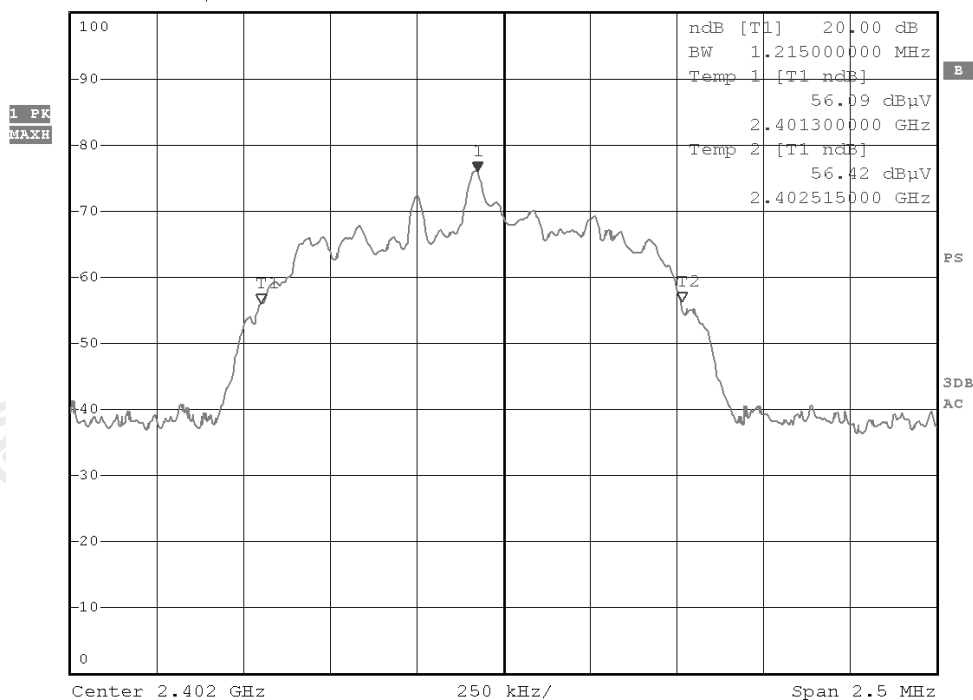
No.: DM114099

| Fundamental Frequency<br>[MHz] | 20dB Bandwidth<br>[MHz] | FCC Limits<br>[MHz] |
|--------------------------------|-------------------------|---------------------|
| 2402                           | 1.215                   | Within 2400-2483.5  |

(Lowest Operating Frequency) - ( $\pi/4$ -DQPSK)



Ref 100 dB $\mu$ V \*Att 35 dB \*REW 30 kHz Marker 1 [T1 ]  
\*VBW 100 kHz 76.07 dB $\mu$ V  
SWT 5 ms 2.401925000 GHz



**The Hong Kong Standards and Testing Centre Ltd.**

10 Dai Wang Street, Taipo Industrial Estate, N.T., Hong Kong

Tel: (852) 2666 1888 Fax: (852) 2664 4353 Homepage: [www.hkstc.org](http://www.hkstc.org) E-mail: [hkstc@hkstc.org](mailto:hkstc@hkstc.org)

This report shall not be reproduced unless with prior written approval from The Hong Kong Standards and Testing Centre Ltd  
For Conditions of Issuance of this test report, please refer to the overleaf or Homepage



## STC Test Report

Date: 2014-03-24

Page 50 of 91

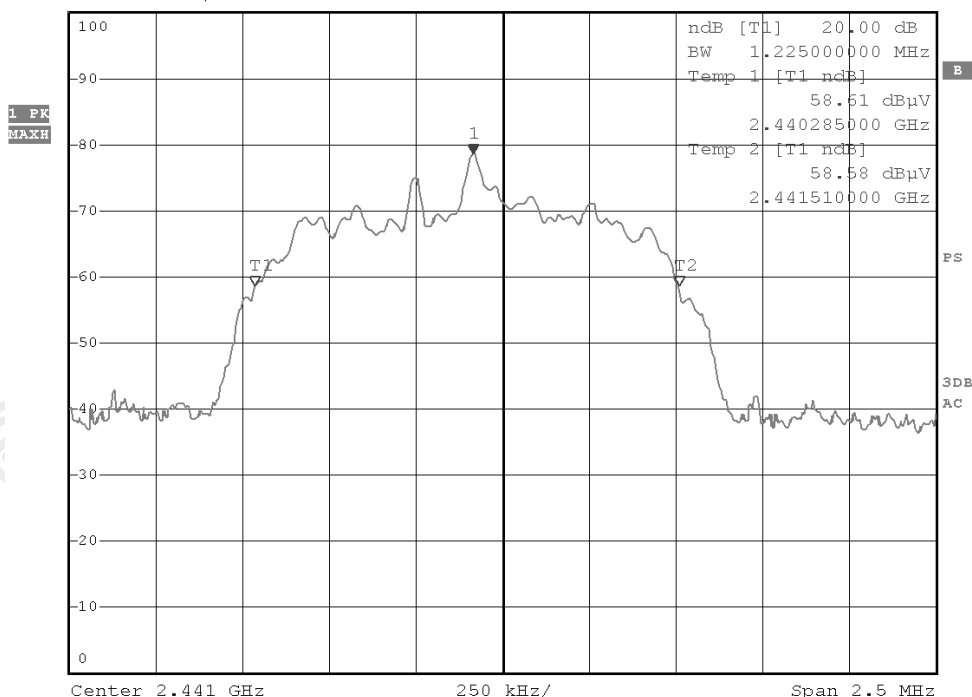
No.: DM114099

| Fundamental Frequency<br>[MHz] | 20dB Bandwidth<br>[MHz] | FCC Limits<br>[MHz] |
|--------------------------------|-------------------------|---------------------|
| 2441                           | 1.225                   | Within 2400-2483.5  |

(Middle Operating Frequency) - ( $\pi/4$  -DQPSK)



Ref 100 dB $\mu$ V \*Att 35 dB \*RBW 30 kHz Marker 1 [T1 ]  
\*VBW 100 kHz 78.54 dB $\mu$ V  
SWT 5 ms 2.440915000 GHz



**The Hong Kong Standards and Testing Centre Ltd.**

10 Dai Wang Street, Taipo Industrial Estate, N.T., Hong Kong

Tel: (852) 2666 1888 Fax: (852) 2664 4353 Homepage: [www.hkstc.org](http://www.hkstc.org) E-mail: [hkstc@hkstc.org](mailto:hkstc@hkstc.org)

This report shall not be reproduced unless with prior written approval from The Hong Kong Standards and Testing Centre Ltd  
For Conditions of Issuance of this test report, please refer to the overleaf or Homepage



## STC Test Report

Date: 2014-03-24

Page 51 of 91

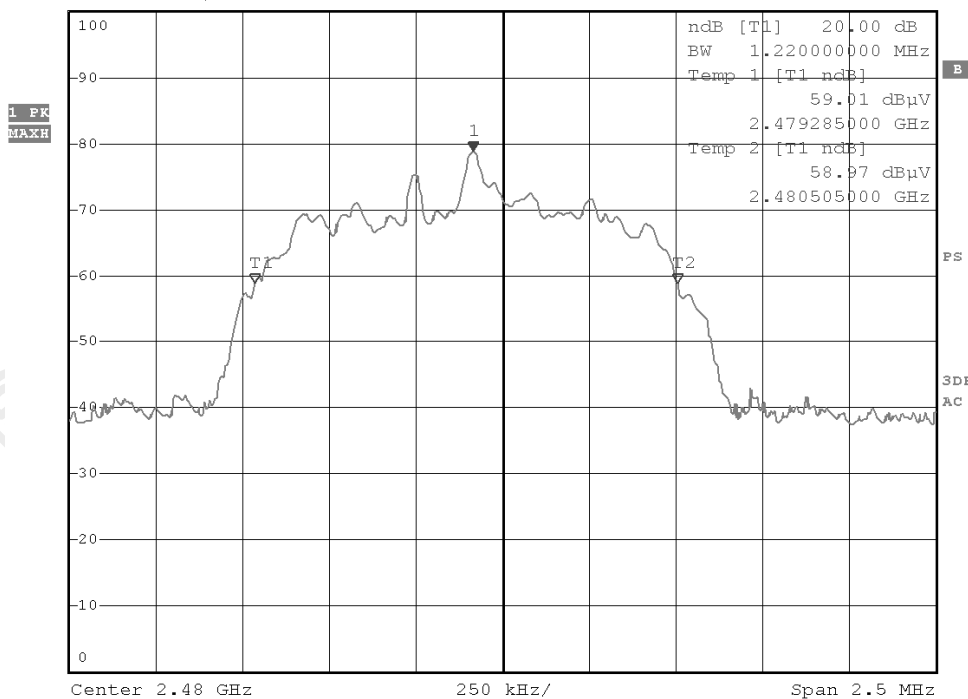
No.: DM114099

| Fundamental Frequency<br>[MHz] | 20dB Bandwidth<br>[MHz] | FCC Limits<br>[MHz] |
|--------------------------------|-------------------------|---------------------|
| 2480                           | 1.220                   | Within 2400-2483.5  |

(Highest Operating Frequency) - ( $\pi/4$ -DQPSK)



Ref 100 dB $\mu$ V \*Att 35 dB \*RBW 30 kHz Marker 1 [T1 ]  
\*VBW 100 kHz 78.93 dB $\mu$ V  
SWT 5 ms 2.479915000 GHz



**The Hong Kong Standards and Testing Centre Ltd.**

10 Dai Wang Street, Taipo Industrial Estate, N.T., Hong Kong

Tel: (852) 2666 1888 Fax: (852) 2664 4353 Homepage: [www.hkstc.org](http://www.hkstc.org) E-mail: [hkstc@hkstc.org](mailto:hkstc@hkstc.org)

This report shall not be reproduced unless with prior written approval from The Hong Kong Standards and Testing Centre Ltd  
For Conditions of Issuance of this test report, please refer to the overleaf or Homepage



## STC Test Report

Date: 2014-03-24

Page 52 of 91

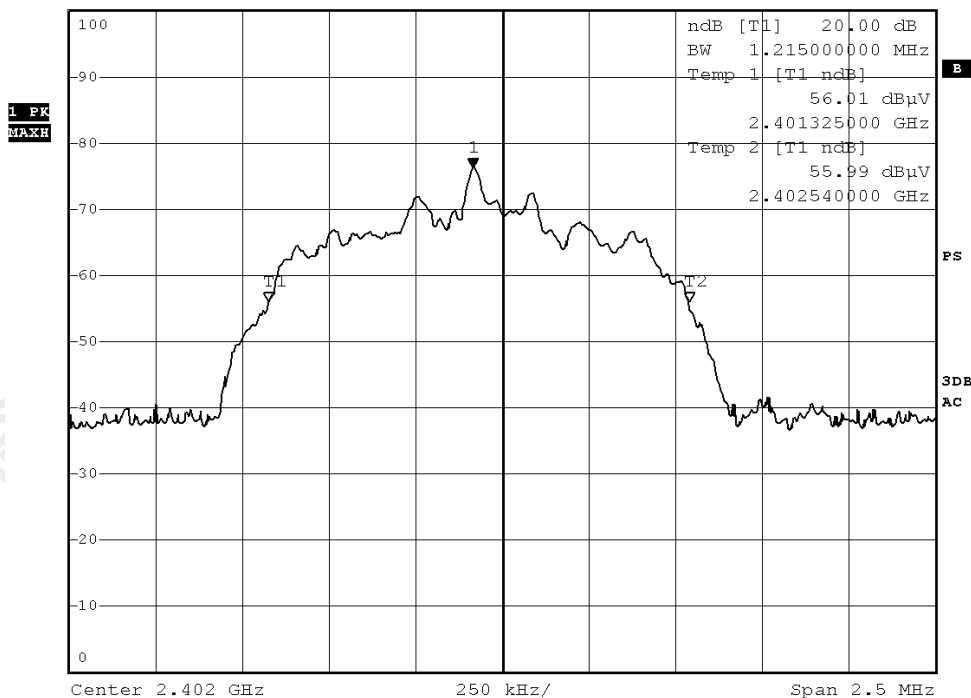
No.: DM114099

| Fundamental Frequency<br>[MHz] | 20dB Bandwidth<br>[MHz] | FCC Limits<br>[MHz] |
|--------------------------------|-------------------------|---------------------|
| 2402                           | 1.215                   | Within 2400-2483.5  |

(Lowest Operating Frequency) - (8DPSK)



\*RBW 30 kHz      Marker 1 [T1 ]  
\*VBW 100 kHz      76.12 dBμV  
Ref 100 dBμV      \*Att 35 dB      SWT 5 ms      2.401915000 GHz



**The Hong Kong Standards and Testing Centre Ltd.**

10 Dai Wang Street, Taipo Industrial Estate, N.T., Hong Kong

Tel: (852) 2666 1888 Fax: (852) 2664 4353 Homepage: www.hkstc.org E-mail: hkstc@hkstc.org

This report shall not be reproduced unless with prior written approval from The Hong Kong Standards and Testing Centre Ltd  
For Conditions of Issuance of this test report, please refer to the overleaf or Homepage



## STC Test Report

Date: 2014-03-24

Page 53 of 91

No.: DM114099

| Fundamental Frequency<br>[MHz] | 20dB Bandwidth<br>[MHz] | FCC Limits<br>[MHz] |
|--------------------------------|-------------------------|---------------------|
| 2441                           | 1.215                   | Within 2400-2483.5  |

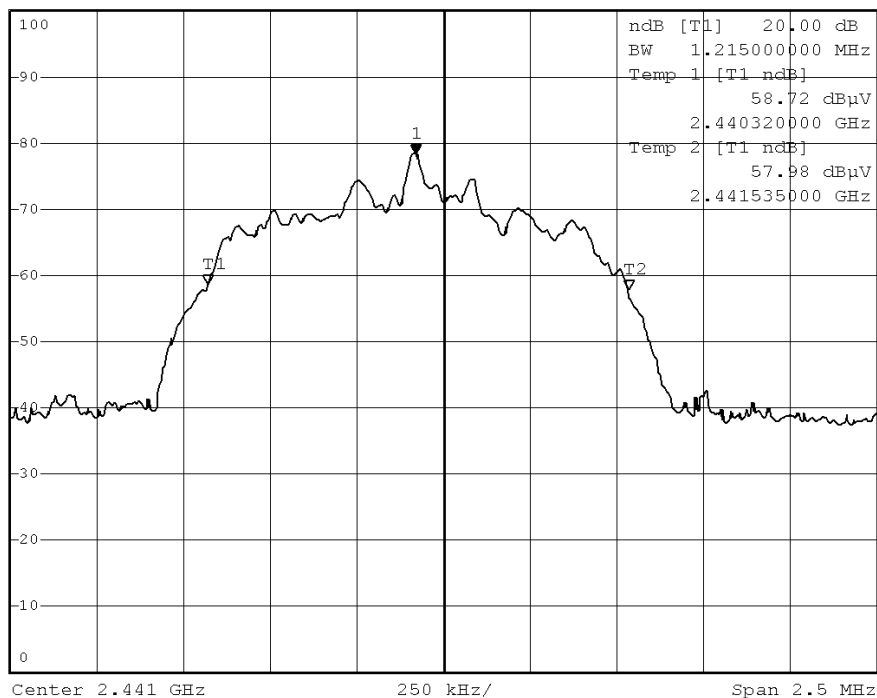
(Middle Operating Frequency) - (8DPSK)



\*RBW 30 kHz Marker 1 [T1 ]  
\*VBW 100 kHz 78.45 dBμV  
SWT 5 ms 2.440920000 GHz

Ref 100 dBμV

\*Att 35 dB



The Hong Kong Standards and Testing Centre Ltd.

10 Dai Wang Street, Taipo Industrial Estate, N.T., Hong Kong

Tel: (852) 2666 1888 Fax: (852) 2664 4353 Homepage: www.hkstdc.org E-mail: hkstdc@hkstdc.org

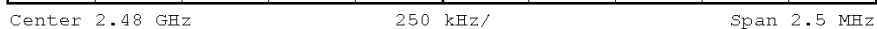
This report shall not be reproduced unless with prior written approval from The Hong Kong Standards and Testing Centre Ltd  
For Conditions of Issuance of this test report, please refer to the overleaf or Homepage



Page 54 of 91

No.: DM114099

**(Highest Operating Frequency) - (8DPSK)**



This report shall not be reproduced unless with prior written approval from The Hong Kong Standards and Testing Centre Ltd  
For Conditions of Issuance of this test report, please refer to the overleaf or Homepage



## **STC Test Report**

Date: 2014-03-24

Page 55 of 91

No.: DM114099

### **3.1.6 Hopping Channel Separation**

#### **Requirements:**

Frequency hopping systems operating in the 2400-2483.5 MHz band may have hopping channel carrier frequencies that are separated by 25 kHz or two-thirds of the 20 dB bandwidth of the hopping channel, whichever is greater, provided the systems operate with an output power no greater than 125 mW.

#### **Limit:**

The measured minimum bandwidth  $\times \frac{2}{3} = 1.225\text{MHz} \times \frac{2}{3} = 816.667\text{kHz}$

**The Hong Kong Standards and Testing Centre Ltd.**

10 Dai Wang Street, Taipo Industrial Estate, N.T., Hong Kong

Tel: (852) 2666 1888 Fax: (852) 2664 4353 Homepage: [www.hkstc.org](http://www.hkstc.org) E-mail: [hkstc@hkstc.org](mailto:hkstc@hkstc.org)

This report shall not be reproduced unless with prior written approval from The Hong Kong Standards and Testing Centre Ltd  
For Conditions of Issuance of this test report, please refer to the overleaf or Homepage



## STC Test Report

Date: 2014-03-24

Page 56 of 91

No.: DM114099

Channel separation = 1MHz (>816.667kHz) (GFSK)

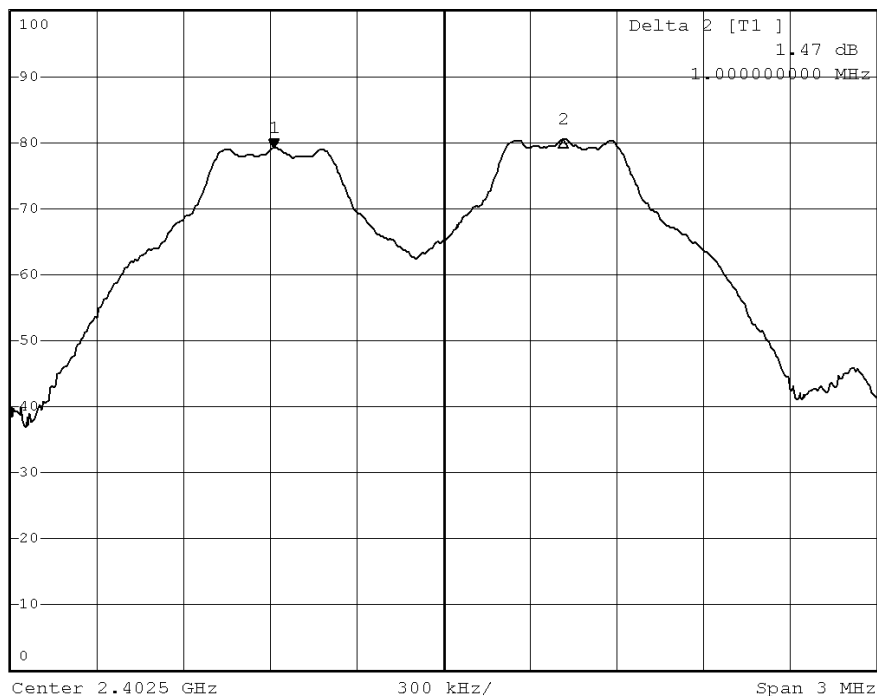
Channel 0 - Channel 1, Pass



\*RBW 100 kHz Marker 1 [T1 ]  
\*VBW 300 kHz 79.06 dBμV  
SWT 2.5 ms 2.401914000 GHz

Ref 100 dBμV

\*Att 25 dB



**The Hong Kong Standards and Testing Centre Ltd.**

10 Dai Wang Street, Taipo Industrial Estate, N.T., Hong Kong

Tel: (852) 2666 1888 Fax: (852) 2664 4353 Homepage: [www.hkstc.org](http://www.hkstc.org) E-mail: [hkstc@hkstc.org](mailto:hkstc@hkstc.org)

This report shall not be reproduced unless with prior written approval from The Hong Kong Standards and Testing Centre Ltd  
For Conditions of Issuance of this test report, please refer to the overleaf or Homepage





## STC Test Report

Date: 2014-03-24

Page 57 of 91

No.: DM114099

### Channel 39 – Channel 40, Pass



\*RBW 100 kHz Marker 1 [T1 ]  
\*VBW 300 kHz 81.64 dBμV  
SWT 2.5 ms 2.440912000 GHz

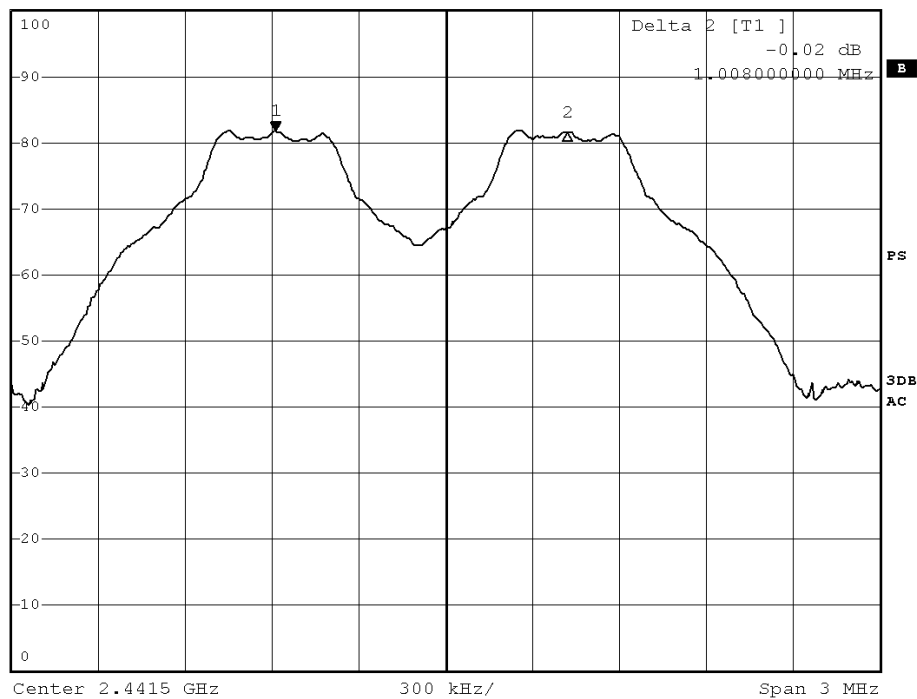
Ref 100 dBμV

\*Att 25 dB

SWT 2.5 ms

2.440912000 GHz

1 PK  
MAXH



**The Hong Kong Standards and Testing Centre Ltd.**

10 Dai Wang Street, Taipo Industrial Estate, N.T., Hong Kong

Tel: (852) 2666 1888 Fax: (852) 2664 4353 Homepage: [www.hkstc.org](http://www.hkstc.org) E-mail: [hkstc@hkstc.org](mailto:hkstc@hkstc.org)

This report shall not be reproduced unless with prior written approval from The Hong Kong Standards and Testing Centre Ltd  
For Conditions of Issuance of this test report, please refer to the overleaf or Homepage



## STC Test Report

Date: 2014-03-24

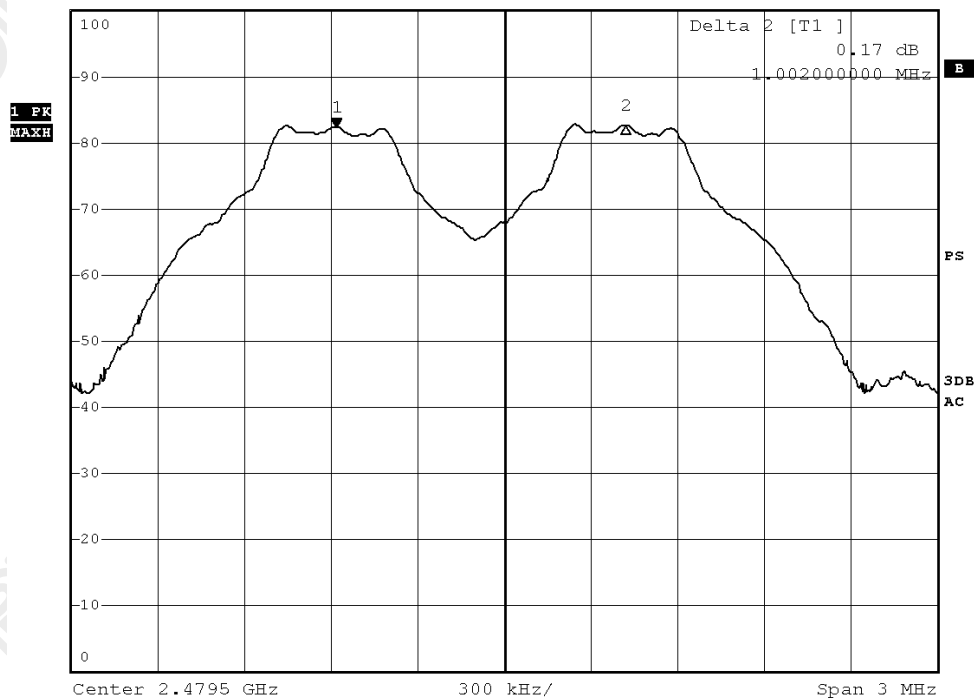
Page 58 of 91

No.: DM114099

### Channel 78 – Channel 79, Pass



Ref 100 dBμV \*Att 25 dB \*RBW 100 kHz Marker 1 [T1]  
\*VEW 300 kHz 82.39 dBμV  
SWT 2.5 ms 2.478918000 GHz



**The Hong Kong Standards and Testing Centre Ltd.**

10 Dai Wang Street, Taipo Industrial Estate, N.T., Hong Kong

Tel: (852) 2666 1888 Fax: (852) 2664 4353 Homepage: [www.hkstc.org](http://www.hkstc.org) E-mail: [hkstc@hkstc.org](mailto:hkstc@hkstc.org)

This report shall not be reproduced unless with prior written approval from The Hong Kong Standards and Testing Centre Ltd  
For Conditions of Issuance of this test report, please refer to the overleaf or Homepage



## STC Test Report

Date: 2014-03-24

Page 59 of 91

No.: DM114099

Channel separation = 1MHz (>816.667kHz) ( $\pi/4$  DQPSK)

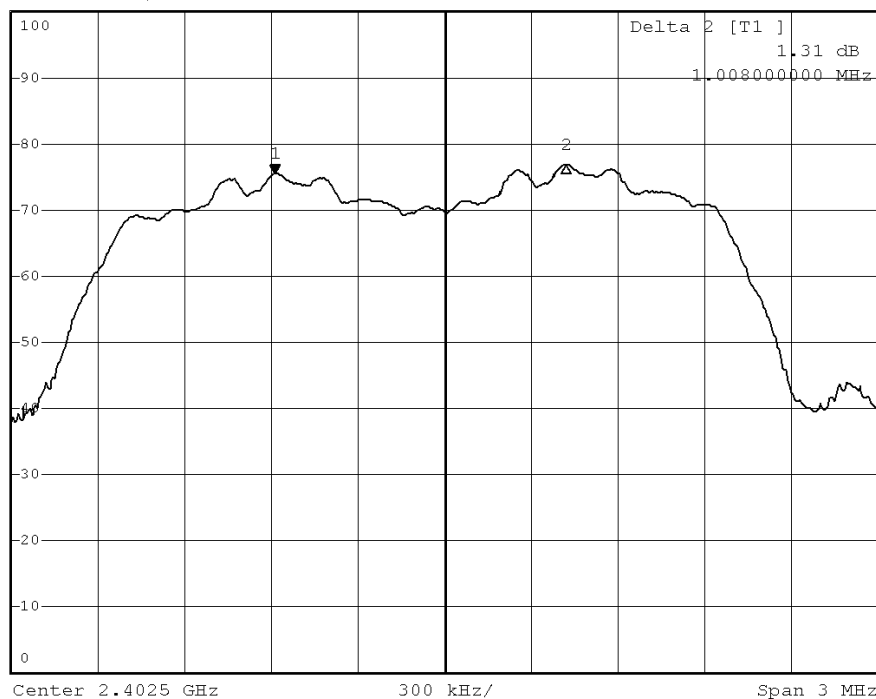
Channel 0 – Channel 1, Pass



\*RBW 100 kHz Marker 1 [T1]  
\*VBW 300 kHz 75.49 dB $\mu$ V  
SWT 2.5 ms 2.401912000 GHz

Ref 100 dB $\mu$ V

\*Att 25 dB



**The Hong Kong Standards and Testing Centre Ltd.**

10 Dai Wang Street, Taipo Industrial Estate, N.T., Hong Kong

Tel: (852) 2666 1888 Fax: (852) 2664 4353 Homepage: [www.hkstc.org](http://www.hkstc.org) E-mail: [hkstc@hkstc.org](mailto:hkstc@hkstc.org)

This report shall not be reproduced unless with prior written approval from The Hong Kong Standards and Testing Centre Ltd  
For Conditions of Issuance of this test report, please refer to the overleaf or Homepage



## STC Test Report

Date: 2014-03-24

Page 60 of 91

No.: DM114099

### Channel 39 – Channel 40, Pass



\*RBW 100 kHz Marker 1 [T1]  
\*VBW 300 kHz 78.21 dBμV  
SWT 2.5 ms 2.440912000 GHz

Ref 100 dBμV

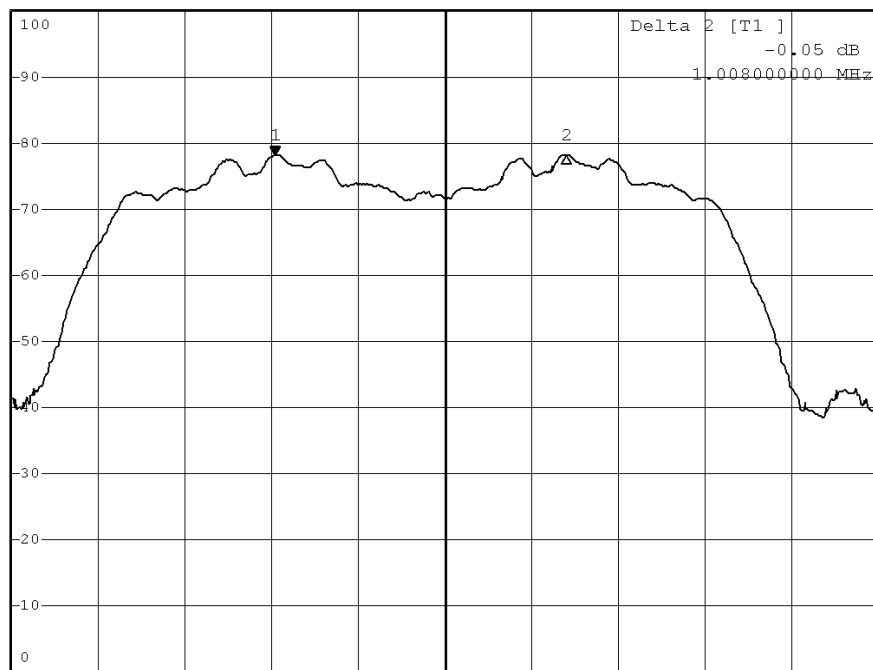
\*Att 25 dB

Delta 2 [T1]

-0.05 dB

1.008000000 MHz

1 PK  
MAXH



Center 2.4415 GHz

300 kHz/

Span 3 MHz

**The Hong Kong Standards and Testing Centre Ltd.**

10 Dai Wang Street, Taipo Industrial Estate, N.T., Hong Kong

Tel: (852) 2666 1888 Fax: (852) 2664 4353 Homepage: [www.hkstc.org](http://www.hkstc.org) E-mail: [hkstc@hkstc.org](mailto:hkstc@hkstc.org)

This report shall not be reproduced unless with prior written approval from The Hong Kong Standards and Testing Centre Ltd  
For Conditions of Issuance of this test report, please refer to the overleaf or Homepage



## STC Test Report

Date: 2014-03-24

Page 61 of 91

No.: DM114099

### Channel 78 – Channel 79, Pass



\*RBW 100 kHz Marker 1 [T1 ]  
\*VBW 300 kHz 78.94 dBμV  
SWT 2.5 ms 2.478912000 GHz

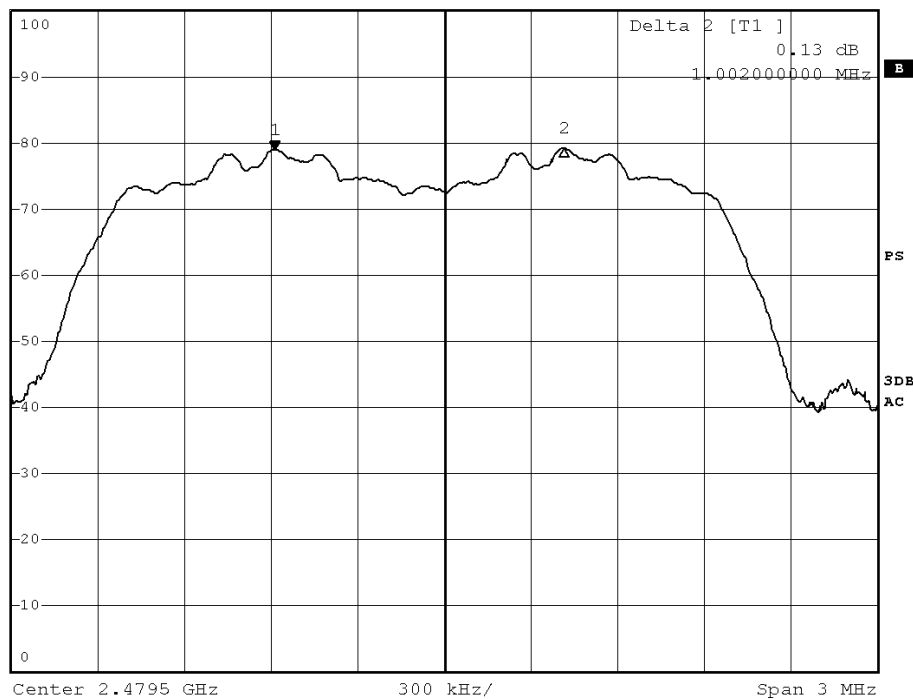
Ref 100 dBμV

\*Att 25 dB

SWT 2.5 ms

2.478912000 GHz

1 PK  
MAXH



**The Hong Kong Standards and Testing Centre Ltd.**

10 Dai Wang Street, Taipo Industrial Estate, N.T., Hong Kong

Tel: (852) 2666 1888 Fax: (852) 2664 4353 Homepage: [www.hkstc.org](http://www.hkstc.org) E-mail: [hkstc@hkstc.org](mailto:hkstc@hkstc.org)

This report shall not be reproduced unless with prior written approval from The Hong Kong Standards and Testing Centre Ltd  
For Conditions of Issuance of this test report, please refer to the overleaf or Homepage



## STC Test Report

Date: 2014-03-24

Page 62 of 91

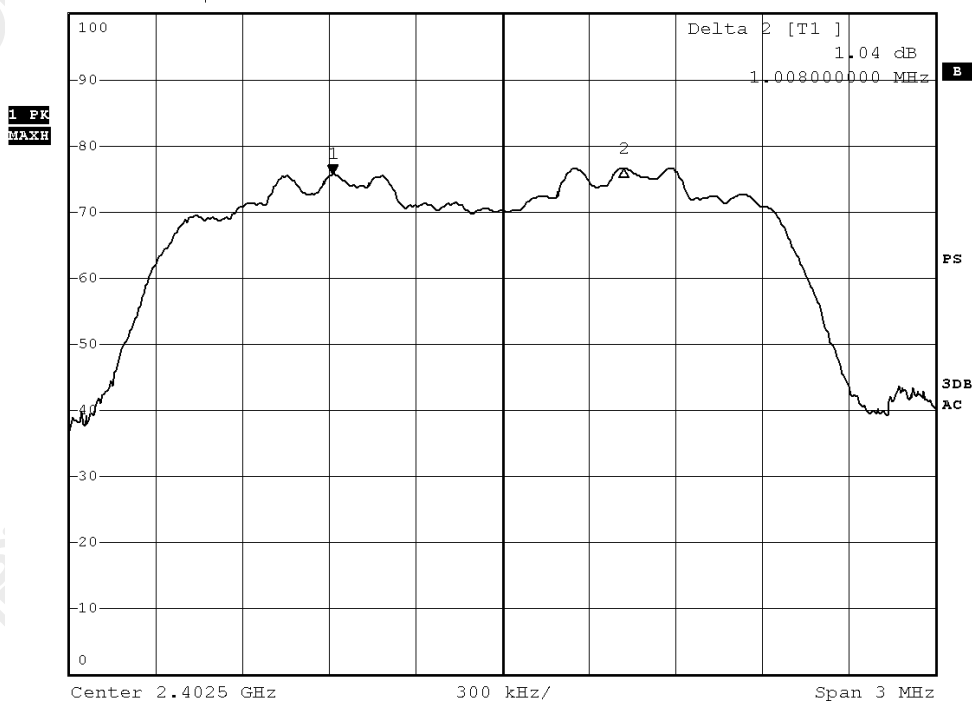
No.: DM114099

Channel separation = 1MHz (>816.667kHz) (8DPSK)

Channel 0 – Channel 1, Pass



Ref 100 dBμV \*Att 25 dB \*RBW 100 kHz Marker 1 [T1]  
\*VEW 300 kHz 75.60 dBμV  
SWT 2.5 ms 2.401912000 GHz



**The Hong Kong Standards and Testing Centre Ltd.**

10 Dai Wang Street, Taipo Industrial Estate, N.T., Hong Kong

Tel: (852) 2666 1888 Fax: (852) 2664 4353 Homepage: [www.hkstc.org](http://www.hkstc.org) E-mail: [hkstc@hkstc.org](mailto:hkstc@hkstc.org)

This report shall not be reproduced unless with prior written approval from The Hong Kong Standards and Testing Centre Ltd  
For Conditions of Issuance of this test report, please refer to the overleaf or Homepage



## STC Test Report

Date: 2014-03-24

Page 63 of 91

No.: DM114099

### Channel 39 – Channel 40, Pass



\*RBW 100 kHz Marker 1 [T1 ]  
\*VBW 300 kHz 78.11 dBμV  
SWT 2.5 ms 2.440912000 GHz

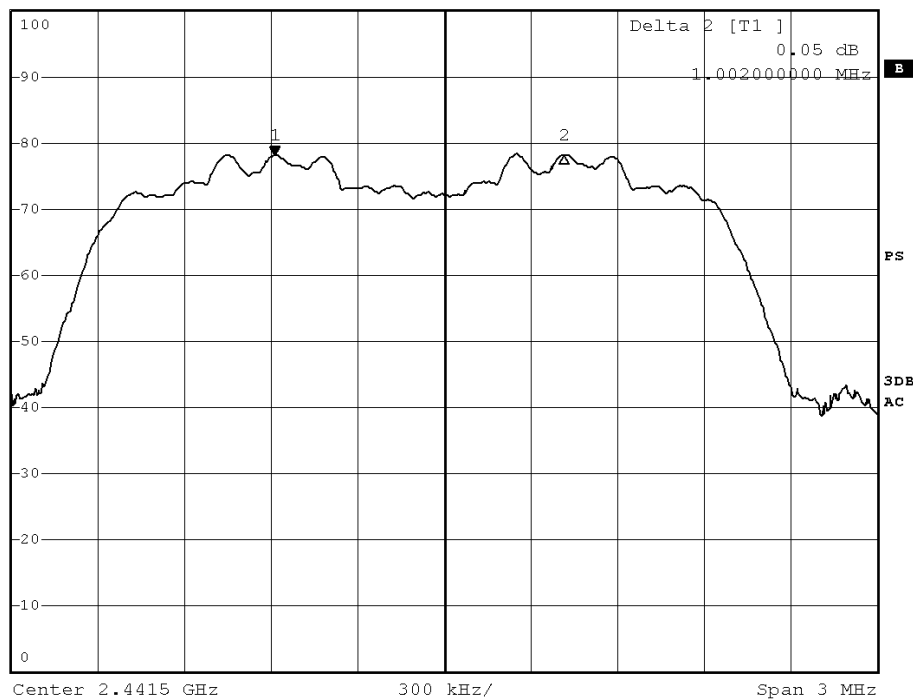
Ref 100 dBμV

\*Att 25 dB

SWT 2.5 ms

2.440912000 GHz

1 PK  
MAXH



**The Hong Kong Standards and Testing Centre Ltd.**

10 Dai Wang Street, Taipo Industrial Estate, N.T., Hong Kong

Tel: (852) 2666 1888 Fax: (852) 2664 4353 Homepage: [www.hkstc.org](http://www.hkstc.org) E-mail: [hkstc@hkstc.org](mailto:hkstc@hkstc.org)

This report shall not be reproduced unless with prior written approval from The Hong Kong Standards and Testing Centre Ltd  
For Conditions of Issuance of this test report, please refer to the overleaf or Homepage



## STC Test Report

Date: 2014-03-24

Page 64 of 91

No.: DM114099

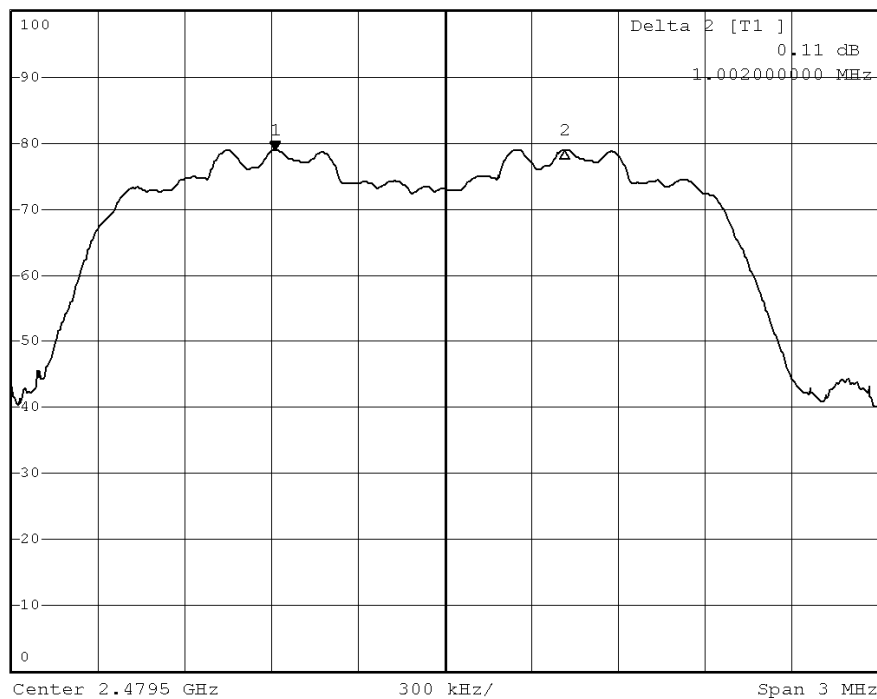
### Channel 78 – Channel 79, Pass



\*RBW 100 kHz Marker 1 [T1]  
\*VBW 300 kHz 78.88 dBμV  
SWT 2.5 ms 2.478912000 GHz

Ref 100 dBμV

\*Att 25 dB



**The Hong Kong Standards and Testing Centre Ltd.**

10 Dai Wang Street, Taipo Industrial Estate, N.T., Hong Kong

Tel: (852) 2666 1888 Fax: (852) 2664 4353 Homepage: [www.hkstc.org](http://www.hkstc.org) E-mail: [hkstc@hkstc.org](mailto:hkstc@hkstc.org)

This report shall not be reproduced unless with prior written approval from The Hong Kong Standards and Testing Centre Ltd  
For Conditions of Issuance of this test report, please refer to the overleaf or Homepage





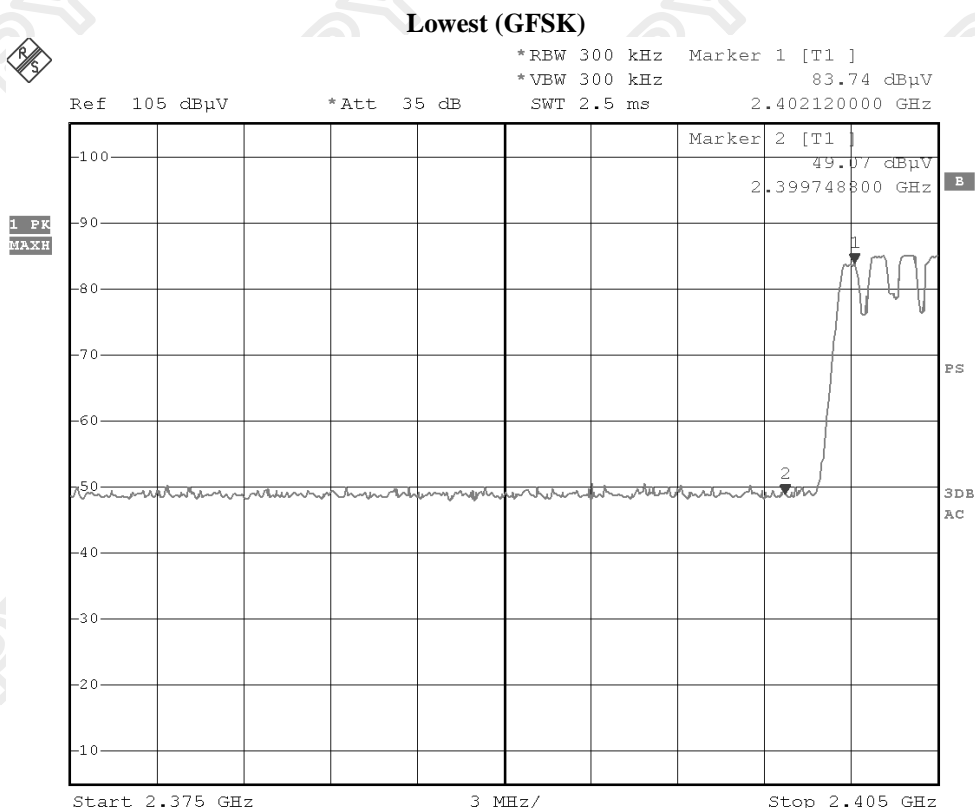
## STC Test Report

Date: 2014-03-24

Page 65 of 91

No.: DM114099

### 3.1.7 Band Edges Measurement (Radiated)



| Field Strength of Band-edge Compliance |            |            |          |        |        |          |
|--|------------|------------|----------|--------|--------|----------|
| Peak Value                             |            |            |          |        |        |          |
| Frequency                              | Measured   | Correction | Field    | Limit  | Margin | E-Field  |
|  | Level @ 3m | Factor     | Strength | @ 3m   |        | Polarity |
| MHz                                    | dBμV       | dB/m       | dBμV/m   | dBμV/m | dBμV/m |          |
| 2400.0                                 | 18.7       | 35.4       | 54.1     | 74.0   | 19.9   | Vertical |

| Field Strength of Band-edge Compliance |            |            |          |        |        |          |
|--|------------|------------|----------|--------|--------|----------|
| Average Value                          |            |            |          |        |        |          |
| Frequency                              | Measured   | Correction | Field    | Limit  | Margin | E-Field  |
|  | Level @ 3m | Factor     | Strength | @ 3m   |        | Polarity |
| MHz                                    | dBμV       | dB/m       | dBμV/m   | dBμV/m | dBμV/m |          |
| 2400.0                                 | 5.3        | 35.4       | 40.7     | 54.0   | 13.3   | Vertical |

**The Hong Kong Standards and Testing Centre Ltd.**

10 Dai Wang Street, Taipo Industrial Estate, N.T., Hong Kong

Tel: (852) 2666 1888 Fax: (852) 2664 4353 Homepage: www.hkstc.org E-mail: hkstc@hkstc.org

This report shall not be reproduced unless with prior written approval from The Hong Kong Standards and Testing Centre Ltd  
For Conditions of Issuance of this test report, please refer to the overleaf or Homepage



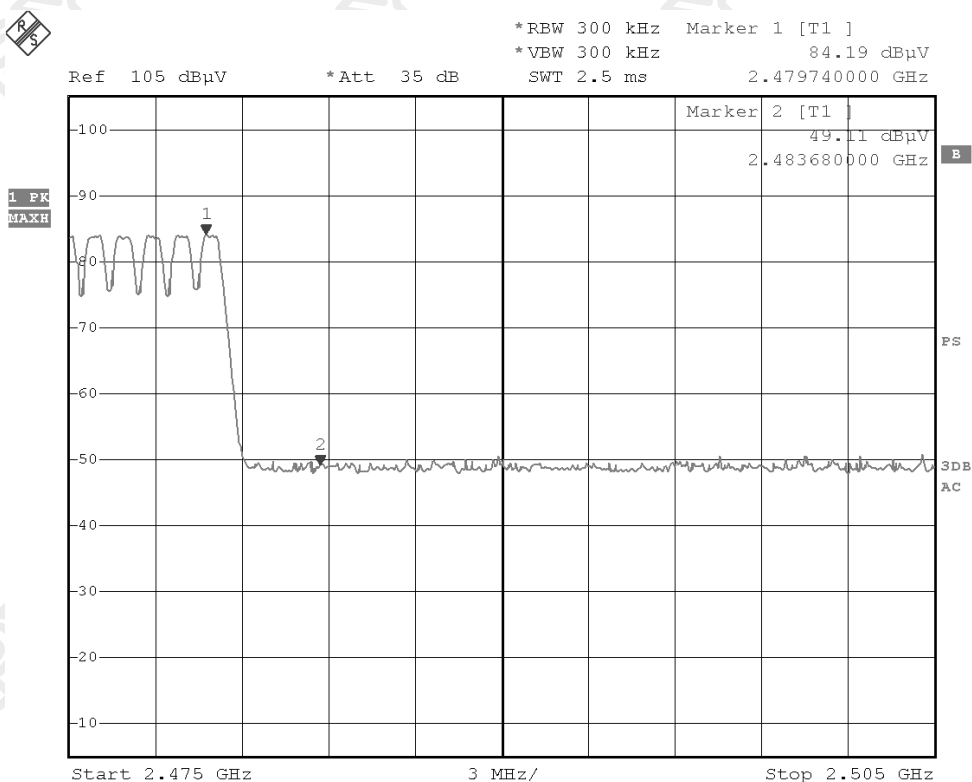
## STC Test Report

Date: 2014-03-24

Page 66 of 91

No.: DM114099

### Highest (GFSK)



| Field Strength of Band-edge Compliance |            |            |          |        |        |            |
|--|------------|------------|----------|--------|--------|------------|
| Peak Value                             |            |            |          |        |        |            |
| Frequency                              | Measured   | Correction | Field    | Limit  | Margin | E-Field    |
|  | Level @ 3m | Factor     | Strength | @ 3m   |        | Polarity   |
| MHz                                    | dBμV       | dB/m       | dBμV/m   | dBμV/m | dBμV/m |            |
| 2483.5                                 | 18.9       | 35.4       | 54.3     | 74.0   | 19.7   | Horizontal |

| Field Strength of Band-edge Compliance |            |            |          |        |        |            |
|--|------------|------------|----------|--------|--------|------------|
| Average Value                          |            |            |          |        |        |            |
| Frequency                              | Measured   | Correction | Field    | Limit  | Margin | E-Field    |
|  | Level @ 3m | Factor     | Strength | @ 3m   |        | Polarity   |
| MHz                                    | dBμV       | dB/m       | dBμV/m   | dBμV/m | dBμV/m |            |
| 2483.5                                 | 3.8        | 35.4       | 39.2     | 54.0   | 14.8   | Horizontal |

The Hong Kong Standards and Testing Centre Ltd.

10 Dai Wang Street, Taipo Industrial Estate, N.T., Hong Kong

Tel: (852) 2666 1888 Fax: (852) 2664 4353 Homepage: www.hkstc.org E-mail: hkstc@hkstc.org

This report shall not be reproduced unless with prior written approval from The Hong Kong Standards and Testing Centre Ltd  
For Conditions of Issuance of this test report, please refer to the overleaf or Homepage



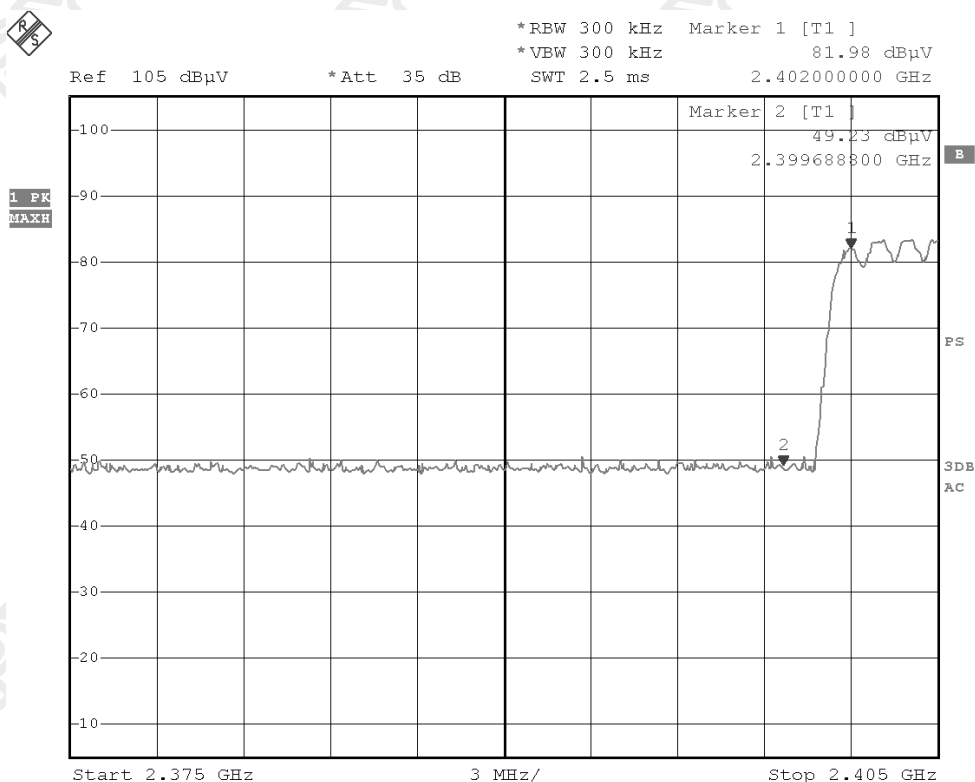
## STC Test Report

Date: 2014-03-24

Page 67 of 91

No.: DM114099

### Lowest ( $\pi/4$ -DQPSK)



| Field Strength of Band-edge Compliance |            |            |          |        |        |          |
|--|------------|------------|----------|--------|--------|----------|
| Peak Value                             |            |            |          |        |        |          |
| Frequency                              | Measured   | Correction | Field    | Limit  | Margin | E-Field  |
|  | Level @ 3m | Factor     | Strength | @ 3m   |        | Polarity |
| MHz                                    | dBμV       | dB/m       | dBμV/m   | dBμV/m | dBμV/m |          |
| 2400.0                                 | 18.9       | 35.4       | 54.3     | 74.0   | 19.7   | Vertical |

| Field Strength of Band-edge Compliance |            |            |          |        |        |          |
|--|------------|------------|----------|--------|--------|----------|
| Average Value                          |            |            |          |        |        |          |
| Frequency                              | Measured   | Correction | Field    | Limit  | Margin | E-Field  |
|  | Level @ 3m | Factor     | Strength | @ 3m   |        | Polarity |
| MHz                                    | dBμV       | dB/m       | dBμV/m   | dBμV/m | dBμV/m |          |
| 2400.0                                 | 4.6        | 35.4       | 40.0     | 54.0   | 14.0   | Vertical |

**The Hong Kong Standards and Testing Centre Ltd.**

10 Dai Wang Street, Taipo Industrial Estate, N.T., Hong Kong

Tel: (852) 2666 1888 Fax: (852) 2664 4353 Homepage: www.hkstc.org E-mail: hkstc@hkstc.org

This report shall not be reproduced unless with prior written approval from The Hong Kong Standards and Testing Centre Ltd  
For Conditions of Issuance of this test report, please refer to the overleaf or Homepage



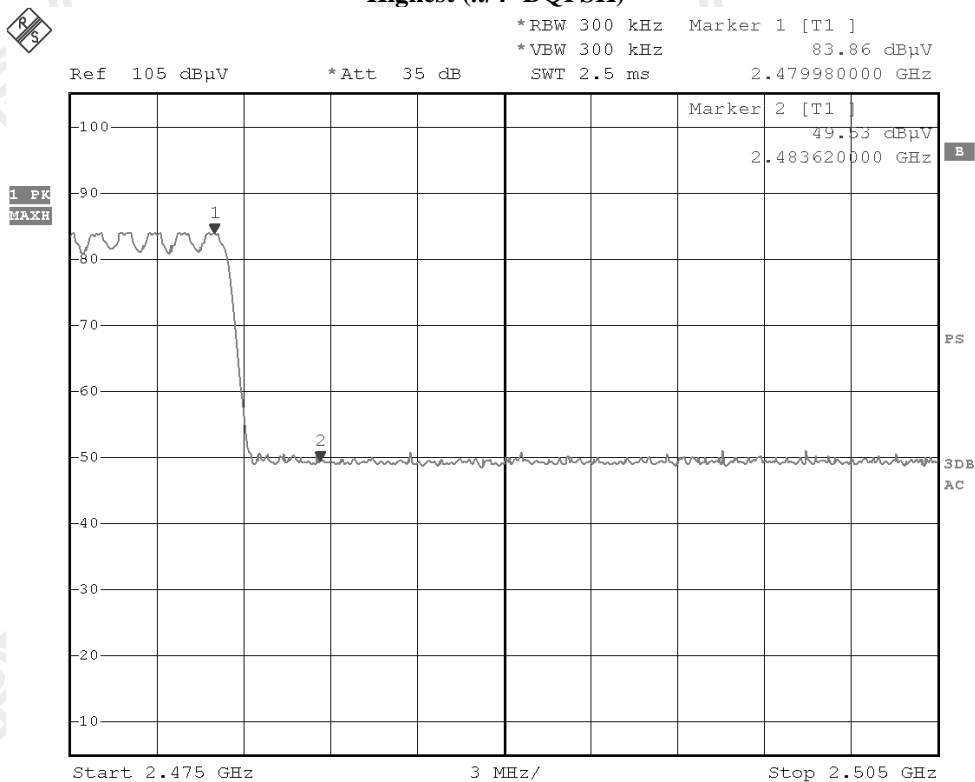
## STC Test Report

Date: 2014-03-24

Page 68 of 91

No.: DM114099

### Highest ( $\pi/4$ -DQPSK)



#### Field Strength of Band-edge Compliance

##### Peak Value

| Frequency | Measured   | Correction | Field        | Limit        | Margin       | E-Field    |
|-----------|------------|------------|--------------|--------------|--------------|------------|
|           | Level @ 3m | Factor     | Strength     | @ 3m         |              | Polarity   |
| MHz       | dB $\mu$ V | dB/m       | dB $\mu$ V/m | dB $\mu$ V/m | dB $\mu$ V/m |            |
| 2483.5    | 18.4       | 35.4       | 53.8         | 74.0         | 20.2         | Horizontal |

#### Field Strength of Band-edge Compliance

##### Average Value

| Frequency | Measured   | Correction | Field        | Limit        | Margin       | E-Field    |
|-----------|------------|------------|--------------|--------------|--------------|------------|
|           | Level @ 3m | Factor     | Strength     | @ 3m         |              | Polarity   |
| MHz       | dB $\mu$ V | dB/m       | dB $\mu$ V/m | dB $\mu$ V/m | dB $\mu$ V/m |            |
| 2483.5    | 2.8        | 35.4       | 38.2         | 54.0         | 15.8         | Horizontal |

The Hong Kong Standards and Testing Centre Ltd.

10 Dai Wang Street, Taipo Industrial Estate, N.T., Hong Kong

Tel: (852) 2666 1888 Fax: (852) 2664 4353 Homepage: www.hkstc.org E-mail: hkstc@hkstc.org

This report shall not be reproduced unless with prior written approval from The Hong Kong Standards and Testing Centre Ltd  
For Conditions of Issuance of this test report, please refer to the overleaf or Homepage

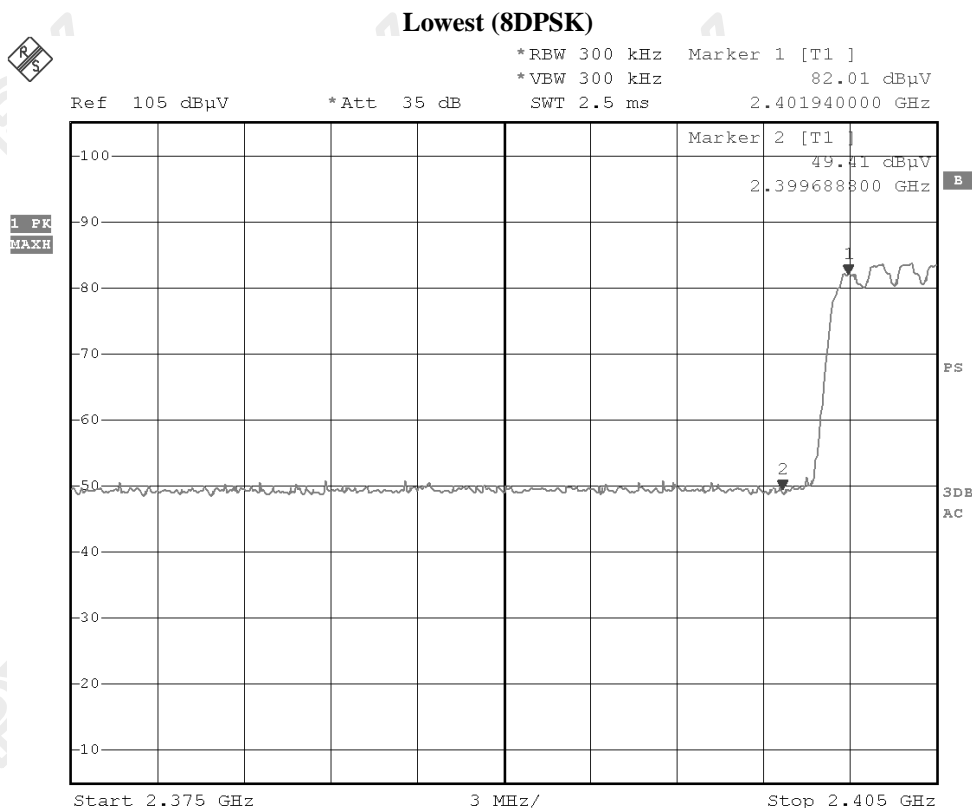


## STC Test Report

Date: 2014-03-24

Page 69 of 91

No.: DM114099



| Field Strength of Band-edge Compliance |            |            |          |        |        |          |
|--|------------|------------|----------|--------|--------|----------|
| Peak Value                             |            |            |          |        |        |          |
| Frequency                              | Measured   | Correction | Field    | Limit  | Margin | E-Field  |
|  | Level @ 3m | Factor     | Strength | @ 3m   |        | Polarity |
| MHz                                    | dBμV       | dB/m       | dBμV/m   | dBμV/m | dBμV/m |          |
| 2400.0                                 | 18.6       | 35.4       | 54.0     | 74.0   | 20.0   | Vertical |

| Field Strength of Band-edge Compliance |            |            |          |        |        |          |
|--|------------|------------|----------|--------|--------|----------|
| Average Value                          |            |            |          |        |        |          |
| Frequency                              | Measured   | Correction | Field    | Limit  | Margin | E-Field  |
|  | Level @ 3m | Factor     | Strength | @ 3m   |        | Polarity |
| MHz                                    | dBμV       | dB/m       | dBμV/m   | dBμV/m | dBμV/m |          |
| 2400.0                                 | 2.8        | 35.4       | 38.2     | 54.0   | 15.8   | Vertical |

**The Hong Kong Standards and Testing Centre Ltd.**

10 Dai Wang Street, Taipo Industrial Estate, N.T., Hong Kong

Tel: (852) 2666 1888 Fax: (852) 2664 4353 Homepage: www.hkstc.org E-mail: hkstc@hkstc.org

This report shall not be reproduced unless with prior written approval from The Hong Kong Standards and Testing Centre Ltd  
For Conditions of Issuance of this test report, please refer to the overleaf or Homepage



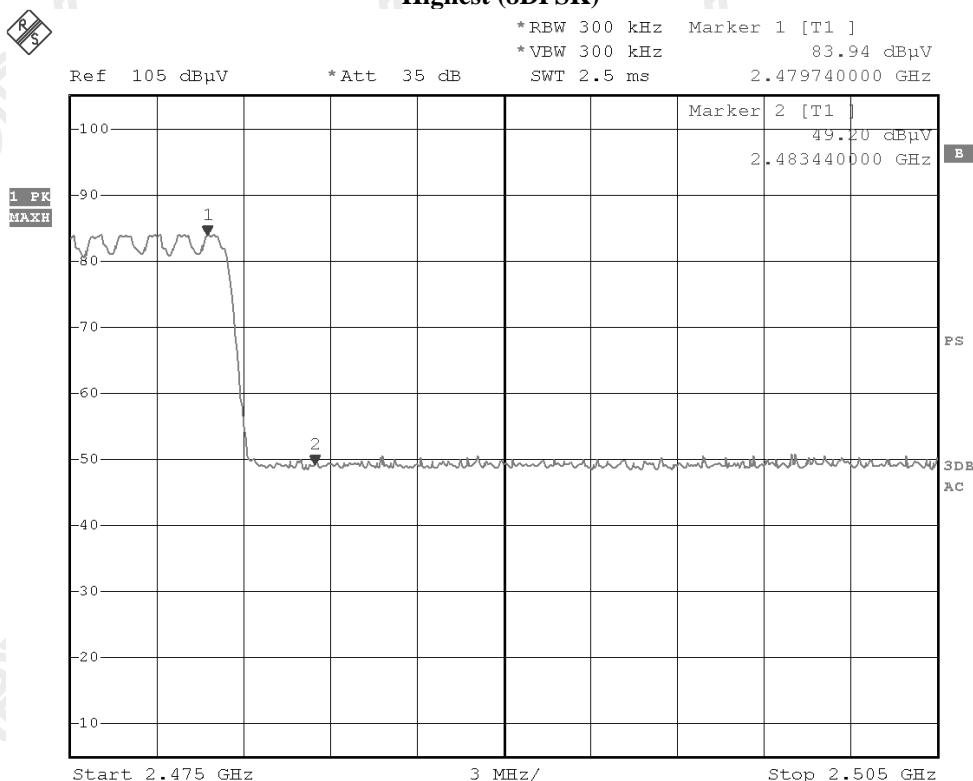
## STC Test Report

Date: 2014-03-24

Page 70 of 91

No.: DM114099

### Highest (8DPSK)



| Field Strength of Band-edge Compliance |            |            |          |        |        |            |
|--|------------|------------|----------|--------|--------|------------|
| Peak Value                             |            |            |          |        |        |            |
| Frequency                              | Measured   | Correction | Field    | Limit  | Margin | E-Field    |
| MHz                                    | Level @ 3m | Factor     | Strength | @ 3m   |        | Polarity   |
|  | dBμV       | dB/m       | dBμV/m   | dBμV/m | dBμV/m |            |
| 2483.5                                 | 18.4       | 35.4       | 53.8     | 74.0   | 20.2   | Horizontal |

| Field Strength of Band-edge Compliance |            |            |          |        |        |            |
|--|------------|------------|----------|--------|--------|------------|
| Average Value                          |            |            |          |        |        |            |
| Frequency                              | Measured   | Correction | Field    | Limit  | Margin | E-Field    |
| MHz                                    | Level @ 3m | Factor     | Strength | @ 3m   |        | Polarity   |
|  | dBμV       | dB/m       | dBμV/m   | dBμV/m | dBμV/m |            |
| 2483.5                                 | 2.7        | 35.4       | 38.1     | 54.0   | 15.9   | Horizontal |

The Hong Kong Standards and Testing Centre Ltd.

10 Dai Wang Street, Taipo Industrial Estate, N.T., Hong Kong

Tel: (852) 2666 1888 Fax: (852) 2664 4353 Homepage: www.hkstc.org E-mail: hkstc@hkstc.org

This report shall not be reproduced unless with prior written approval from The Hong Kong Standards and Testing Centre Ltd  
For Conditions of Issuance of this test report, please refer to the overleaf or Homepage



## STC Test Report

Date: 2014-03-24

Page 71 of 91

No.: DM114099

### 3.1.8 Time of Occupancy (Dwell Time)

#### Requirements:

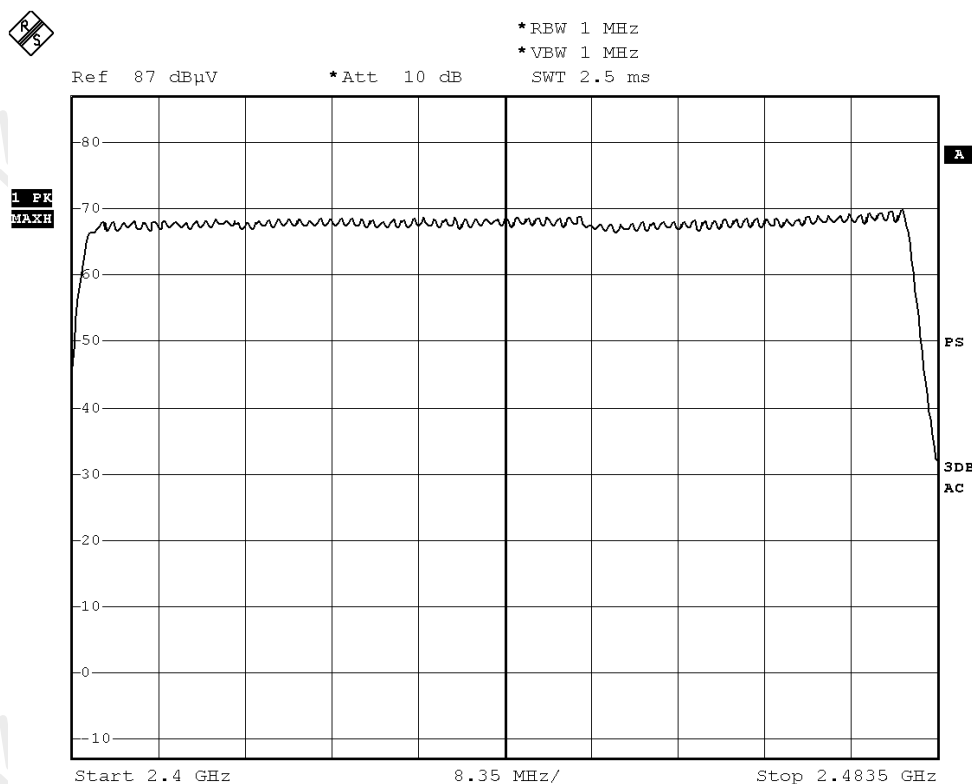
The average time of occupancy on any channel shall not be greater than 0.4 seconds within a period of 0.4 seconds multiplied by the number of hopping channel employed.  
No requirements for Digital Transmission System.

**Dwell Time = Pulse Duration \* hop rate / number of channel \* observation duration**

**Observed duration: 0.4s x 79 = 31.6s**

#### Measurement Data:

**Channel Occupied in 8DPSK: 79 of 79 Channel**



**The Hong Kong Standards and Testing Centre Ltd.**

10 Dai Wang Street, Taipo Industrial Estate, N.T., Hong Kong

Tel: (852) 2666 1888 Fax: (852) 2664 4353 Homepage: [www.hkstc.org](http://www.hkstc.org) E-mail: [hkstc@hkstc.org](mailto:hkstc@hkstc.org)

This report shall not be reproduced unless with prior written approval from The Hong Kong Standards and Testing Centre Ltd  
For Conditions of Issuance of this test report, please refer to the overleaf or Homepage



## STC Test Report

Date: 2014-03-24

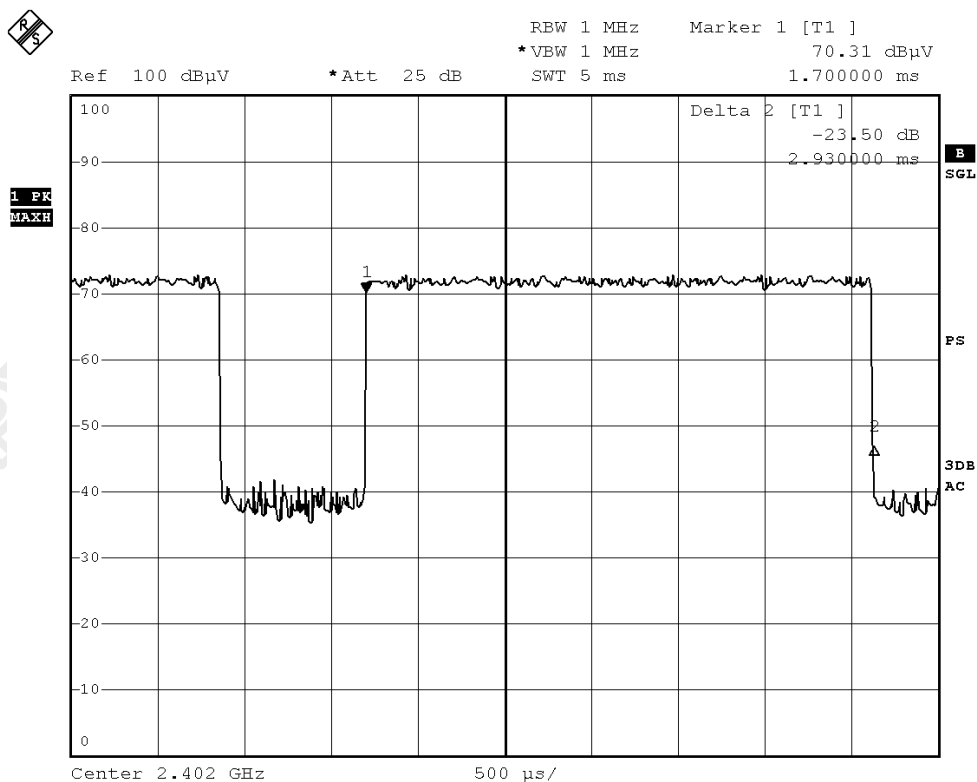
Page 72 of 91

No.: DM114099

### DH5 Packet:

DH5 Packet permit maximum  $1600/79/6 = 3.37$  hops per second in each channel (5 time slots RX, 1 time slot TX). The Dwell time is the time duration of the pulse times  $3.37 \times 31.6 = 106.6$  within 31.6 seconds

**Fig. A**  
**[Pulse duration of Lowest Channel]**



**The Hong Kong Standards and Testing Centre Ltd.**

10 Dai Wang Street, Taipo Industrial Estate, N.T., Hong Kong

Tel: (852) 2666 1888 Fax: (852) 2664 4353 Homepage: [www.hkstc.org](http://www.hkstc.org) E-mail: [hkstc@hkstc.org](mailto:hkstc@hkstc.org)

This report shall not be reproduced unless with prior written approval from The Hong Kong Standards and Testing Centre Ltd  
For Conditions of Issuance of this test report, please refer to the overleaf or Homepage





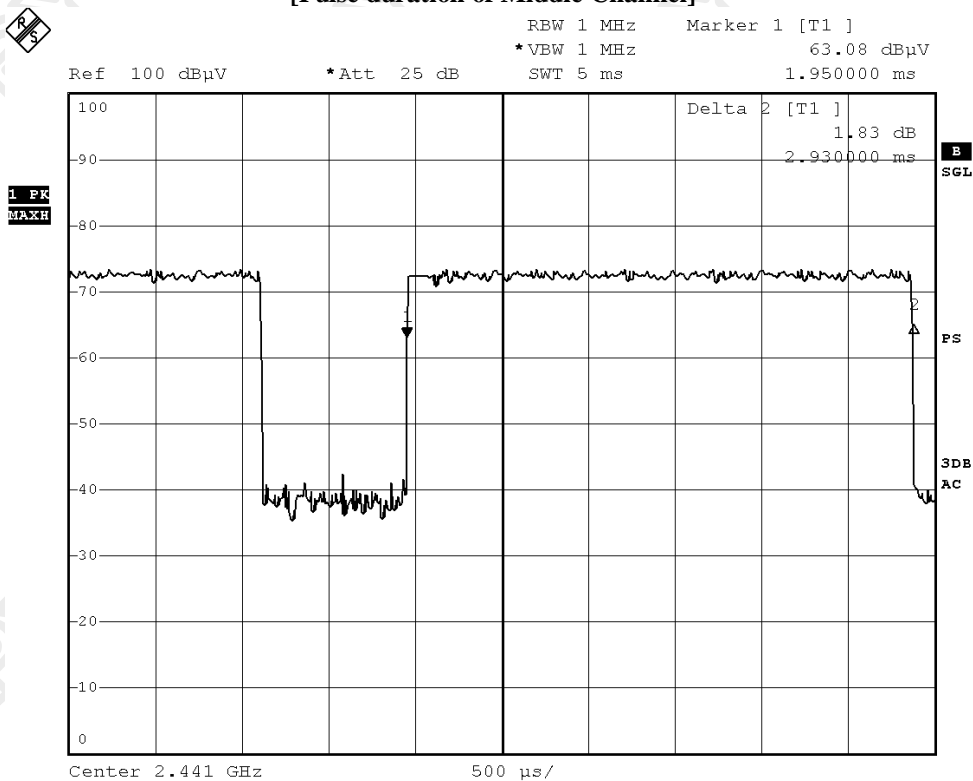
## STC Test Report

Date: 2014-03-24

Page 73 of 91

No.: DM114099

**Fig. B**  
**[Pulse duration of Middle Channel]**



**The Hong Kong Standards and Testing Centre Ltd.**

10 Dai Wang Street, Taipo Industrial Estate, N.T., Hong Kong

Tel: (852) 2666 1888 Fax: (852) 2664 4353 Homepage: [www.hkstc.org](http://www.hkstc.org) E-mail: [hkstc@hkstc.org](mailto:hkstc@hkstc.org)

This report shall not be reproduced unless with prior written approval from The Hong Kong Standards and Testing Centre Ltd  
For Conditions of Issuance of this test report, please refer to the overleaf or Homepage



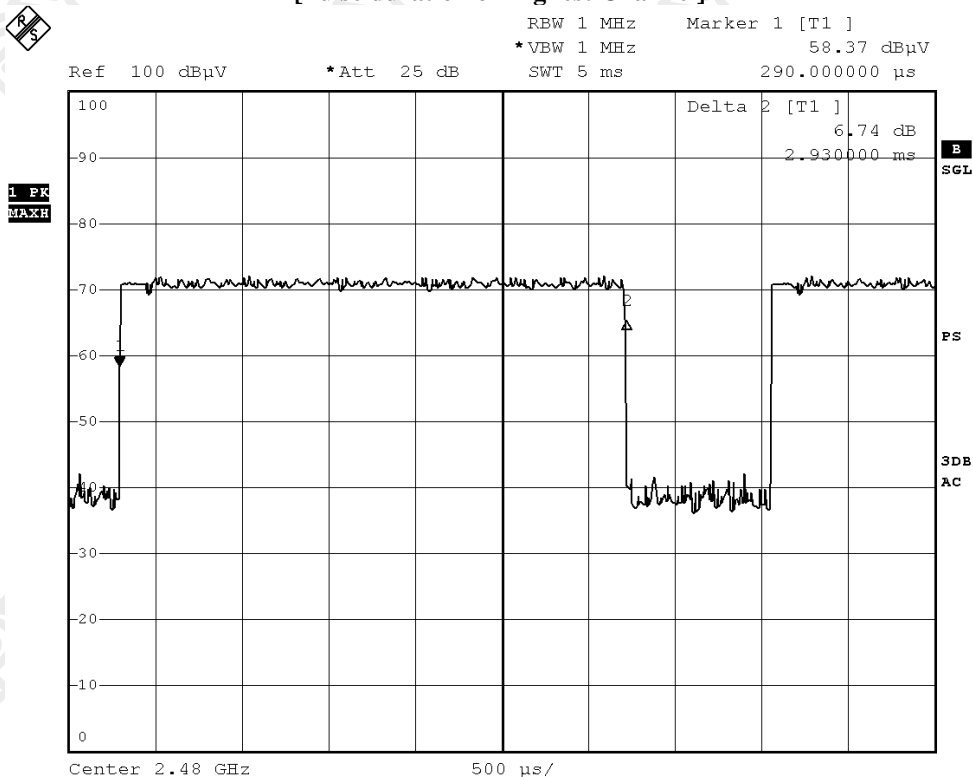
## STC Test Report

Date: 2014-03-24

Page 74 of 91

No.: DM114099

**Fig. C**  
**[Pulse duration of Highest Channel]**



**The Hong Kong Standards and Testing Centre Ltd.**

10 Dai Wang Street, Taipo Industrial Estate, N.T., Hong Kong

Tel: (852) 2666 1888 Fax: (852) 2664 4353 Homepage: [www.hkstc.org](http://www.hkstc.org) E-mail: [hkstc@hkstc.org](mailto:hkstc@hkstc.org)

This report shall not be reproduced unless with prior written approval from The Hong Kong Standards and Testing Centre Ltd  
For Conditions of Issuance of this test report, please refer to the overleaf or Homepage



## STC Test Report

Date: 2014-03-24

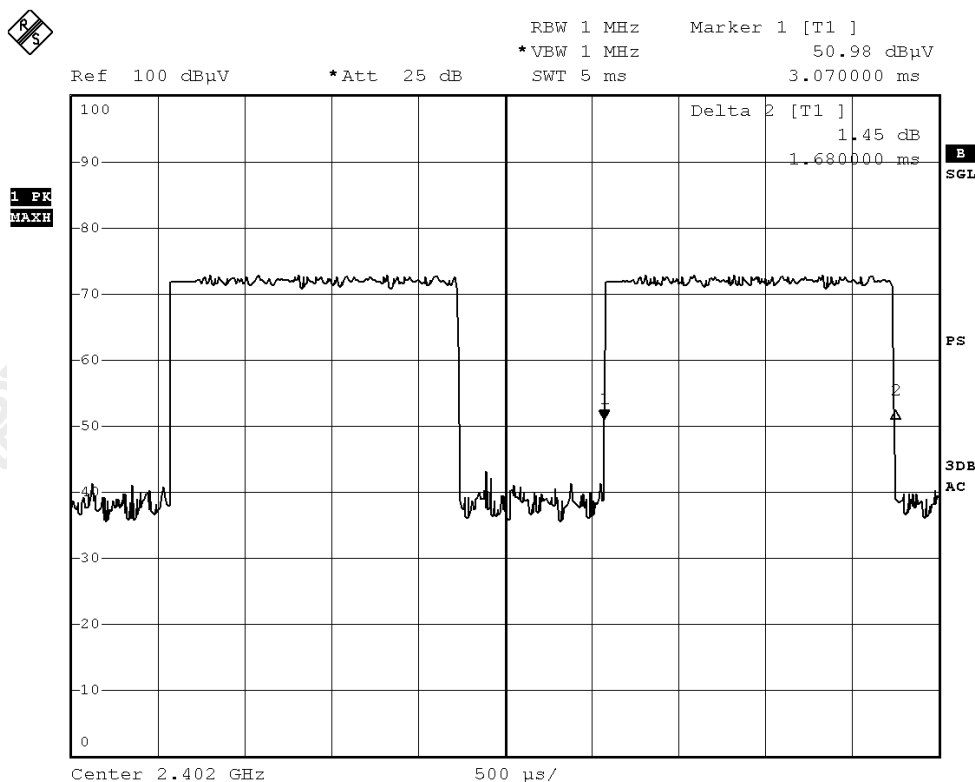
Page 75 of 91

No.: DM114099

### DH3 Packet:

DH3 Packet permit maximum  $1600/79/4 = 5.06$  hops per second in each channel (3 time slots RX, 1 time slot TX). The Dwell time is the time duration of the pulse times  $5.06 \times 31.6 = 160$  within 31.6 seconds

**Fig. D**  
**[Pulse duration of Lowest Channel]**



**The Hong Kong Standards and Testing Centre Ltd.**

10 Dai Wang Street, Taipo Industrial Estate, N.T., Hong Kong

Tel: (852) 2666 1888 Fax: (852) 2664 4353 Homepage: [www.hkstc.org](http://www.hkstc.org) E-mail: [hkstc@hkstc.org](mailto:hkstc@hkstc.org)

This report shall not be reproduced unless with prior written approval from The Hong Kong Standards and Testing Centre Ltd  
For Conditions of Issuance of this test report, please refer to the overleaf or Homepage



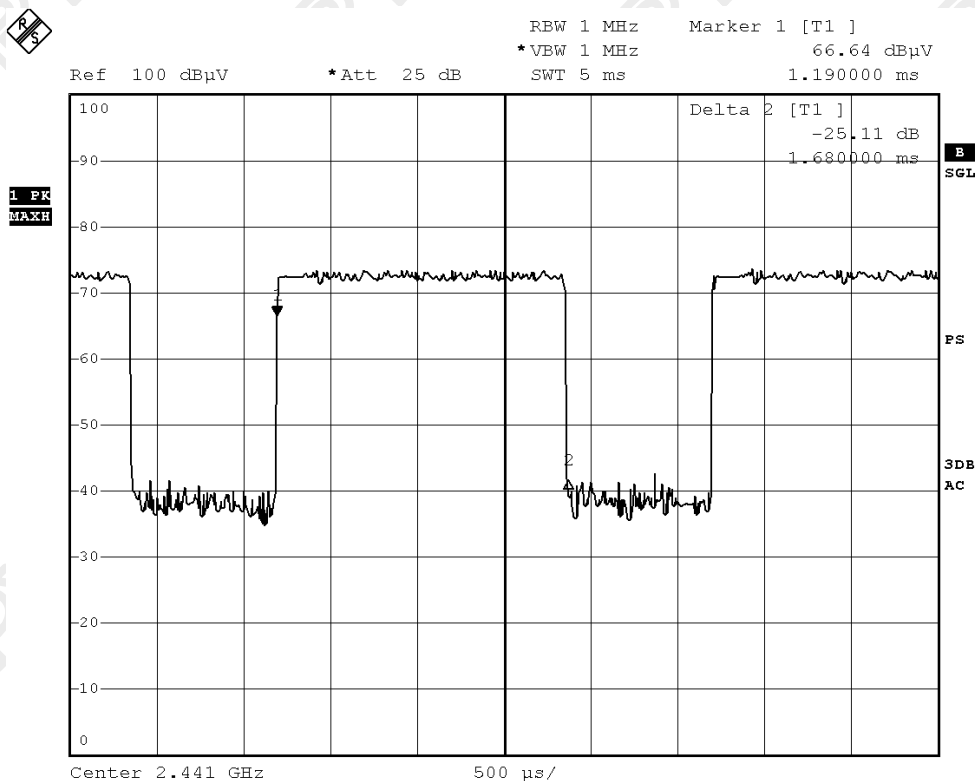
## STC Test Report

Date: 2014-03-24

Page 76 of 91

No.: DM114099

**Fig. E**  
**[Pulse duration of Middle Channel]**



**The Hong Kong Standards and Testing Centre Ltd.**

10 Dai Wang Street, Taipo Industrial Estate, N.T., Hong Kong

Tel: (852) 2666 1888 Fax: (852) 2664 4353 Homepage: [www.hkstc.org](http://www.hkstc.org) E-mail: [hkstc@hkstc.org](mailto:hkstc@hkstc.org)

This report shall not be reproduced unless with prior written approval from The Hong Kong Standards and Testing Centre Ltd  
For Conditions of Issuance of this test report, please refer to the overleaf or Homepage



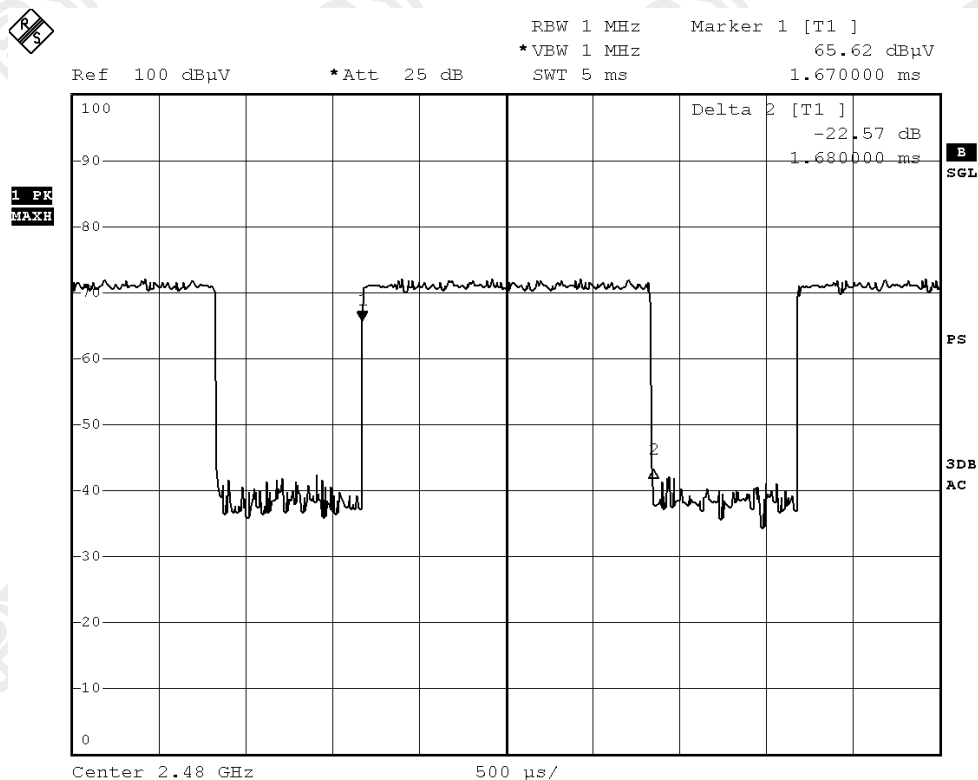
## STC Test Report

Date: 2014-03-24

Page 77 of 91

No.: DM114099

**Fig. F**  
**[Pulse duration of Highest Channel]**



**The Hong Kong Standards and Testing Centre Ltd.**

10 Dai Wang Street, Taipo Industrial Estate, N.T., Hong Kong

Tel: (852) 2666 1888 Fax: (852) 2664 4353 Homepage: [www.hkstc.org](http://www.hkstc.org) E-mail: [hkstc@hkstc.org](mailto:hkstc@hkstc.org)

This report shall not be reproduced unless with prior written approval from The Hong Kong Standards and Testing Centre Ltd  
For Conditions of Issuance of this test report, please refer to the overleaf or Homepage



## STC Test Report

Date: 2014-03-24

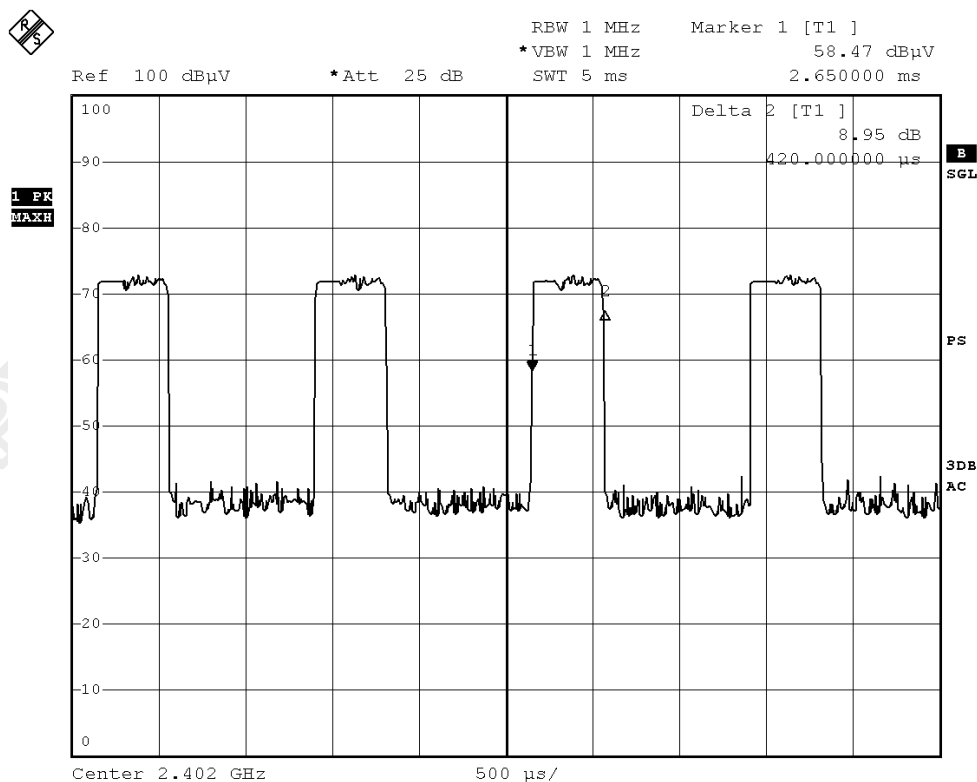
Page 78 of 91

No.: DM114099

### DH1 Packet:

DH1 Packet permit maximum  $1600/79/2 = 10.12$  hops per second in each channel (3 time slots RX, 1 time slot TX). The Dwell time is the time duration of the pulse times  $10.12 \times 31.6 = 320$  within 31.6 seconds

**Fig. G**  
**[Pulse duration of Lowest Channel]**



**The Hong Kong Standards and Testing Centre Ltd.**

10 Dai Wang Street, Taipo Industrial Estate, N.T., Hong Kong

Tel: (852) 2666 1888 Fax: (852) 2664 4353 Homepage: [www.hkstc.org](http://www.hkstc.org) E-mail: [hkstc@hkstc.org](mailto:hkstc@hkstc.org)

This report shall not be reproduced unless with prior written approval from The Hong Kong Standards and Testing Centre Ltd  
For Conditions of Issuance of this test report, please refer to the overleaf or Homepage



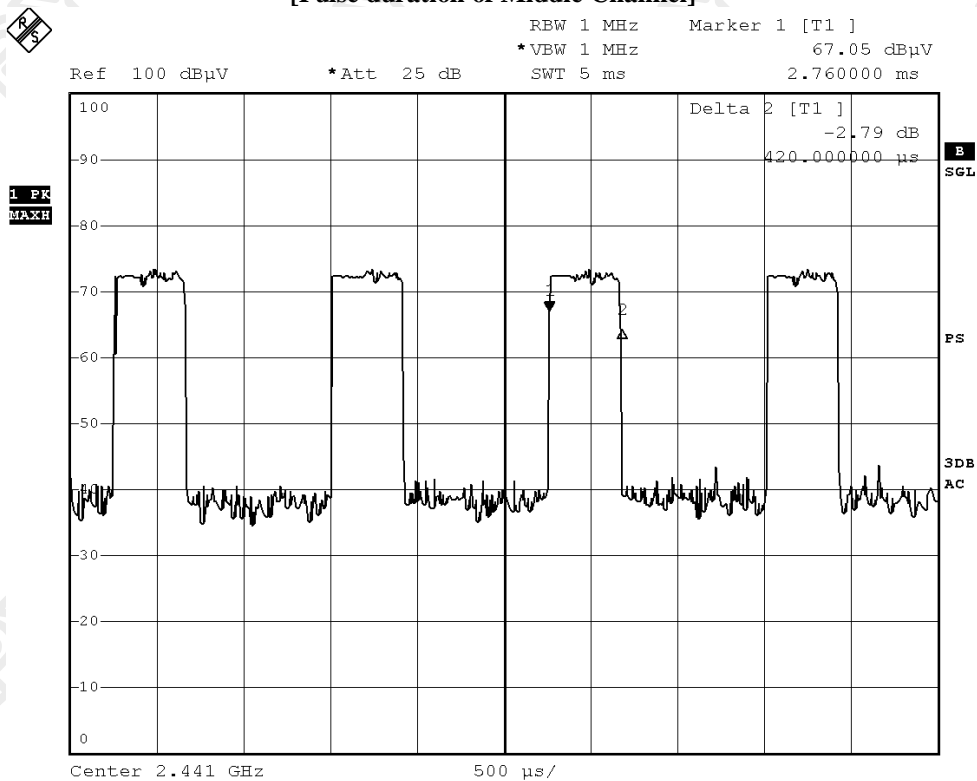
## STC Test Report

Date: 2014-03-24

Page 79 of 91

No.: DM114099

**Fig. H**  
**[Pulse duration of Middle Channel]**



**The Hong Kong Standards and Testing Centre Ltd.**

10 Dai Wang Street, Taipo Industrial Estate, N.T., Hong Kong

Tel: (852) 2666 1888 Fax: (852) 2664 4353 Homepage: [www.hkstc.org](http://www.hkstc.org) E-mail: [hkstc@hkstc.org](mailto:hkstc@hkstc.org)

This report shall not be reproduced unless with prior written approval from The Hong Kong Standards and Testing Centre Ltd  
For Conditions of Issuance of this test report, please refer to the overleaf or Homepage



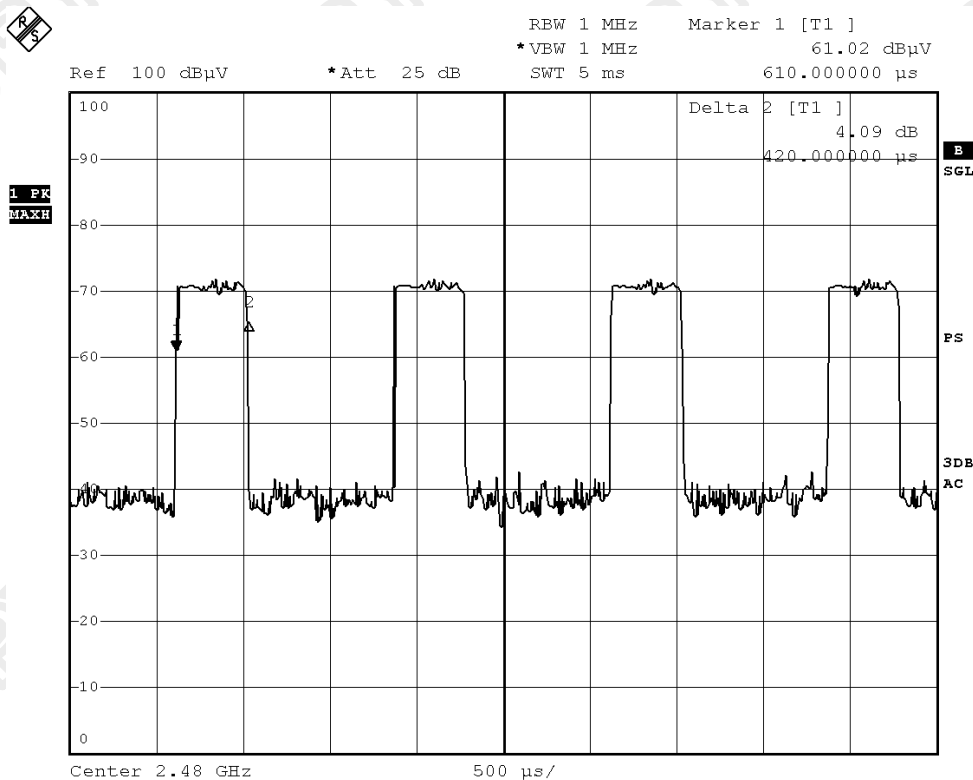
## STC Test Report

Date: 2014-03-24

Page 80 of 91

No.: DM114099

**Fig. I**  
**[Pulse duration of Highest Channel]**



**Time of occupancy (Dwell Time):**

| Data Packet | Frequency (MHz) | Pulse Duration (ms) | Dwell Time (s) | Limits (s) | Test Results |
|-------------|-----------------|---------------------|----------------|------------|--------------|
| DH5         | 2402            | 2.930               | 0.312          | 0.400      | Complies     |
| DH5         | 2441            | 2.930               | 0.312          | 0.400      | Complies     |
| DH5         | 2480            | 2.930               | 0.312          | 0.400      | Complies     |
| DH3         | 2402            | 1.680               | 0.269          | 0.400      | Complies     |
| DH3         | 2441            | 1.680               | 0.269          | 0.400      | Complies     |
| DH3         | 2480            | 1.680               | 0.269          | 0.400      | Complies     |
| DH1         | 2402            | 0.420               | 0.134          | 0.400      | Complies     |
| DH1         | 2441            | 0.420               | 0.134          | 0.400      | Complies     |
| DH1         | 2480            | 0.420               | 0.134          | 0.400      | Complies     |

**The Hong Kong Standards and Testing Centre Ltd.**

10 Dai Wang Street, Taipo Industrial Estate, N.T., Hong Kong

Tel: (852) 2666 1888 Fax: (852) 2664 4353 Homepage: [www.hkstc.org](http://www.hkstc.org) E-mail: [hkstc@hkstc.org](mailto:hkstc@hkstc.org)

This report shall not be reproduced unless with prior written approval from The Hong Kong Standards and Testing Centre Ltd  
For Conditions of Issuance of this test report, please refer to the overleaf or Homepage





## **STC Test Report**

Date: 2014-03-24

Page 81 of 91

No.: DM114099

### **3.1.9 Channel Centre Frequency**

#### **Requirements:**

Frequency hopping system in the 2400-2483.5MHz band shall use at least 79 (Channel 0 to 78) non-overlapping channels.

The EUT operates in according with the Bluetooth system specification within the 2400 - 2483.5 MHz frequency band.

RF channels for Bluetooth systems are spaced 1 MHz and are ordered in channel number k. In order to comply with out-of-band regulations, a lower frequency guard band of 2.0 MHz and a higher frequency guard band of 3.5MHz is used.

The operating frequencies of each channel are as follows:

First RF channel start from 2400MHz + 2MHz guard band = 2402MHz

Frequency of RF Channel = 2402+k MHz, k = 0,...,78 (Channel separation = 1MHz)

**The Hong Kong Standards and Testing Centre Ltd.**

10 Dai Wang Street, Taipo Industrial Estate, N.T., Hong Kong

Tel: (852) 2666 1888 Fax: (852) 2664 4353 Homepage: [www.hkstc.org](http://www.hkstc.org) E-mail: [hkstc@hkstc.org](mailto:hkstc@hkstc.org)

This report shall not be reproduced unless with prior written approval from The Hong Kong Standards and Testing Centre Ltd  
For Conditions of Issuance of this test report, please refer to the overleaf or Homepage



## **STC Test Report**

Date: 2014-03-24

Page 82 of 91

No.: DM114099

### **3.1.10 Pseudorandom Hopping Algorithm**

#### **Requirements:**

The channel frequencies shall be selected from a pseudorandom ordered list of hopping frequencies. Each frequency must be used equally by the transmitter.

#### **EUT Pseudorandom Hopping Algorithm**

The EUT is a Bluetooth device, the Pseudo-random hopping pattern; hopping characteristics and algorithm are based on the Bluetooth specification.

**The Hong Kong Standards and Testing Centre Ltd.**

10 Dai Wang Street, Taipo Industrial Estate, N.T., Hong Kong  
Tel: (852) 2666 1888 Fax: (852) 2664 4353 Homepage: [www.hkstc.org](http://www.hkstc.org) E-mail: [hkstc@hkstc.org](mailto:hkstc@hkstc.org)

This report shall not be reproduced unless with prior written approval from The Hong Kong Standards and Testing Centre Ltd  
For Conditions of Issuance of this test report, please refer to the overleaf or Homepage



## **STC Test Report**

Date: 2014-03-24

Page 83 of 91

No.: DM114099

### **3.1.11 Antenna Requirement**

#### **Test Requirements: § 15.203**

#### **Test Specification:**

An intentional radiator shall be designed to ensure that no antenna other than that furnished by the responsible party shall be used with the device. The use of a permanently attached antenna or of an antenna that uses a unique coupling to the intentional radiator shall be considered sufficient to comply with the provisions of this section. The manufacturer may design the unit so that a broken antenna can be replaced by the user, but the use of a standard antenna jack or electrical connector is prohibited.

#### **Test Results:**

This is Meander line antenna. There is no external antenna, the antenna gain = 2dBi. User is unable to remove or changed the Antenna.

**The Hong Kong Standards and Testing Centre Ltd.**

10 Dai Wang Street, Taipo Industrial Estate, N.T., Hong Kong  
Tel: (852) 2666 1888 Fax: (852) 2664 4353 Homepage: [www.hkstc.org](http://www.hkstc.org) E-mail: [hkstc@hkstc.org](mailto:hkstc@hkstc.org)

This report shall not be reproduced unless with prior written approval from The Hong Kong Standards and Testing Centre Ltd  
For Conditions of Issuance of this test report, please refer to the overleaf or Homepage



## **STC Test Report**

Date: 2014-03-24

Page 84 of 91

No.: DM114099

### **3.1.12 RF Exposure**

|                    |                      |
|--------------------|----------------------|
| Test Requirement:  | FCC 47CFR 15.247(i)  |
| Test Date:         | 2014-1-23            |
| Mode of Operation: | BT mode              |
| Dimension of EUT:  | 237mm x 62mm x 120mm |

#### **Requirements:**

In 15.247(i), an equipment shall be operated in a manner that ensures that the public is not exposed to radio frequency energy levels in excess of the limits in §§ 1.1310 and 2.1093 of this chapter.

Applications to the Commission for construction permits, licenses to transmit or renewals thereof, equipment authorizations or modifications in existing facilities must contain a statement confirming compliance with the limits unless the facility, operation, or transmitter is categorically excluded, as discussed below. Technical information showing the basis for this statement must be submitted to the Commission upon request.

According to KDB447498 D01 General RF Exposure Guidance v05, unless specifically required by the published RF exposure KDB procedures, standalone 1-g head or body and 10-g extremity SAR evaluation for general population exposure conditions, by measurement or numerical simulation, is not required when the corresponding SAR Exclusion Threshold condition.

#### **Test Results:**

##### **RF Exposure Evaluation**

The Maximum conducted output power = 1.53 mW (at frequency = 2.480 GHz)

It's Conducted source-based time-averaging output power = 1.52 mW (at frequency = 2.480 GHz)

Since the SAR test exclusion thresholds for 2450MHz at test separation distances  $\leq 5$  mm = 10mW and the Conducted source-based time-averaging output power is less than 10mW.

Therefore, the SAR evaluation can be exempted.

**The Hong Kong Standards and Testing Centre Ltd.**

10 Dai Wang Street, Taipo Industrial Estate, N.T., Hong Kong  
Tel: (852) 2666 1888 Fax: (852) 2664 4353 Homepage: [www.hkstc.org](http://www.hkstc.org) E-mail: [hkstc@hkstc.org](mailto:hkstc@hkstc.org)

This report shall not be reproduced unless with prior written approval from The Hong Kong Standards and Testing Centre Ltd  
For Conditions of Issuance of this test report, please refer to the overleaf or Homepage



## STC Test Report

Date: 2014-03-24

Page 85 of 91

No.: DM114099

### Appendix A

#### List of Measurement Equipment

| EQP NO. | DESCRIPTION                                  | MANUFACTURER              | MODEL NO.         | SERIAL NO.     | LAST CAL   | DUE CAL    |
|---------|--|---------------------------|-------------------|----------------|------------|------------|
| EMD004  | LISN   | ROHDE & SCHWARZ           | ESH3-Z5           | 100102         | 2013.03.15 | 2014.03.14 |
| EMD022  | EMI Test Receiver                            | ROHDE & SCHWARZ           | ESCS30            | 100314         | 2013.03.15 | 2014.03.14 |
| EMD035  | EMI Test Receiver                            | ROHDE & SCHWARZ           | ESCI              | 100441         | 2013.05.28 | 2014.05.27 |
| EMD036  | EMI Test Receiver                            | ROHDE & SCHWARZ           | ESIB 26           | 100388         | 2013.05.28 | 2014.05.27 |
| EMD041  | TWO-LINE V-NETWORK                           | ROHDE & SCHWARZ           | ENV216            | 100261         | 2013.05.28 | 2014.05.27 |
| EMD061  | Biconilog Antenna                            | ETS.LINDGREN              | 3142C             | 00060439       | 2012.11.03 | 2014.11.02 |
| EMD062  | Double-Ridged Waveguide (1GHz – 18GHz)       | ETS.LINDGREN              | 3117              | 00075933       | 2012.11.28 | 2014.11.27 |
| EMD084  | MULTI-DVICE CONTROLLER                       | ETS.LINDGREN              | 2090              | 00060107       | N/A        | N/A        |
| EMD088  | Video Contol Unit                            | ETS.LINDGREN              | Y21953A           | 2601073        | N/A        | N/A        |
| EMD093  | Monitor                                      | ViewSonic                 | VA9036            | Q8X064201876   | N/A        | N/A        |
| EMD102  | Intelligent Frequency                        | Ainuo Instrument Co., Ltd | AN97005SS         | 79707454       | N/A        | N/A        |
| EMD103  | Intelligent Frequency                        | Ainuo Instrument Co., Ltd | AN97005SS         | 79707455       | N/A        | N/A        |
| EMD105  | FACT-3 EMC Chamber                           | ETS.LINDGREN              | FACT-3            | 3803           | N/A        | N/A        |
| EMD106  | Shielding Room #1                            | ETS.LINDGREN              | RFD-100           | 3802           | N/A        | N/A        |
| EMD111  | Power meter                                  | ROHDE & SCHWARZ           | NRVD              | 102051         | 2013.03.15 | 2014.03.14 |
|         | 100V Insertion Unit                          | ROHDE & SCHWARZ           | URV5-Z4           | 100464         | 2013.03.15 | 2014.03.14 |
| EMD113  | Pre-Amplifier                                | ROHDE & SCHWARZ           | N/A               | 1129588        | 2013.03.15 | 2014.03.14 |
| EMD124  | Loop Antenna                                 | ETS-Lindgren              | 6502              | 00104905       | 2012.03.26 | 2014.03.25 |
| EMD131  | Standard Gain Horn Antenna (18GHz – 26.5GHz) | Chengdu AINFO Inc.        | JXTXLB-42-15-C-KF | J2021100721001 | 2013.01.25 | 2015.01.24 |

Remarks:-

CM Corrective Maintenance

N/A Not Applicable or Not Available

TBD To Be Determined

### Appendix B

#### Ancillary Equipment

| ITEM NO. | DESCRIPTION     | MODEL NO. | FCC ID    | REMARK |
|----------|-----------------|-----------|-----------|--------|
| 1        | iPod Touch      | A1367     | BCG-E2407 | N/A    |
| 2        | Resistance load | N/A       | N/A       | N/A    |

**The Hong Kong Standards and Testing Centre Ltd.**

10 Dai Wang Street, Taipo Industrial Estate, N.T., Hong Kong

Tel: (852) 2666 1888 Fax: (852) 2664 4353 Homepage: [www.hkstc.org](http://www.hkstc.org) E-mail: [hkstc@hkstc.org](mailto:hkstc@hkstc.org)

This report shall not be reproduced unless with prior written approval from The Hong Kong Standards and Testing Centre Ltd  
For Conditions of Issuance of this test report, please refer to the overleaf or Homepage



## **STC Test Report**

Date: 2014-03-24

Page 86 of 91

No.: DM114099

### **Appendix C**

#### **Photographs of EUT**


**Front View of the product**




**Rear View of the product**




**Inner Circuit Top View – All PCBs**




**Inner Circuit Bottom View – All PCBs**



**Inner Circuit Top View**



**Inner Circuit Bottom View**



**The Hong Kong Standards and Testing Centre Ltd.**

10 Dai Wang Street, Taipo Industrial Estate, N.T., Hong Kong

Tel: (852) 2666 1888 Fax: (852) 2664 4353 Homepage: [www.hkstc.org](http://www.hkstc.org) E-mail: [hkstc@hkstc.org](mailto:hkstc@hkstc.org)

This report shall not be reproduced unless with prior written approval from The Hong Kong Standards and Testing Centre Ltd  
For Conditions of Issuance of this test report, please refer to the overleaf or Homepage





## **STC Test Report**


Date: 2014-03-24

Page 87 of 91


No.: DM114099

### **Photographs of EUT**


**Inner Circuit Top View**



**Inner Circuit Bottom View**



**Inner Circuit Top View**



**Inner Circuit Bottom View**



**The Hong Kong Standards and Testing Centre Ltd.**

10 Dai Wang Street, Taipo Industrial Estate, N.T., Hong Kong

Tel: (852) 2666 1888 Fax: (852) 2664 4353 Homepage: [www.hkstc.org](http://www.hkstc.org) E-mail: [hkstc@hkstc.org](mailto:hkstc@hkstc.org)

This report shall not be reproduced unless with prior written approval from The Hong Kong Standards and Testing Centre Ltd  
For Conditions of Issuance of this test report, please refer to the overleaf or Homepage



## **STC Test Report**


Date: 2014-03-24

Page 88 of 91

No.: DM114099

### **Photographs of EUT**

**Measurement of Radiated Emission Test Set Up**



**The Hong Kong Standards and Testing Centre Ltd.**

10 Dai Wang Street, Taipo Industrial Estate, N.T., Hong Kong

Tel: (852) 2666 1888 Fax: (852) 2664 4353 Homepage: [www.hkstc.org](http://www.hkstc.org) E-mail: [hkstc@hkstc.org](mailto:hkstc@hkstc.org)

This report shall not be reproduced unless with prior written approval from The Hong Kong Standards and Testing Centre Ltd  
For Conditions of Issuance of this test report, please refer to the overleaf or Homepage





## **STC Test Report**


Date: 2014-03-24

Page 89 of 91

No.: DM114099

### **Photographs of EUT**

**Measurement of Radiated Emission Test Set Up**



**The Hong Kong Standards and Testing Centre Ltd.**

10 Dai Wang Street, Taipo Industrial Estate, N.T., Hong Kong

Tel: (852) 2666 1888 Fax: (852) 2664 4353 Homepage: [www.hkstc.org](http://www.hkstc.org) E-mail: [hkstc@hkstc.org](mailto:hkstc@hkstc.org)

This report shall not be reproduced unless with prior written approval from The Hong Kong Standards and Testing Centre Ltd  
For Conditions of Issuance of this test report, please refer to the overleaf or Homepage



## **STC Test Report**


Date: 2014-03-24

Page 90 of 91

No.: DM114099

### **Photographs of EUT**

**Measurement of Radiated Emission Test Set Up**



**The Hong Kong Standards and Testing Centre Ltd.**

10 Dai Wang Street, Taipo Industrial Estate, N.T., Hong Kong

Tel: (852) 2666 1888 Fax: (852) 2664 4353 Homepage: [www.hkstc.org](http://www.hkstc.org) E-mail: [hkstc@hkstc.org](mailto:hkstc@hkstc.org)

This report shall not be reproduced unless with prior written approval from The Hong Kong Standards and Testing Centre Ltd  
For Conditions of Issuance of this test report, please refer to the overleaf or Homepage



## **STC Test Report**

Date: 2014-03-24

Page 91 of 91

No.: DM114099

### **Photographs of EUT**

#### **Measurement of Conducted Emission Test Set Up**



**\*\*\*\*\* End of Test Report \*\*\*\*\***

**The Hong Kong Standards and Testing Centre Ltd.**

10 Dai Wang Street, Taipo Industrial Estate, N.T., Hong Kong  
Tel: (852) 2666 1888 Fax: (852) 2664 4353 Homepage: www.hkstc.org E-mail: hkstc@hkstc.org

This report shall not be reproduced unless with prior written approval from The Hong Kong Standards and Testing Centre Ltd  
For Conditions of Issuance of this test report, please refer to the overleaf or Homepage