








| | | | |
|--|---|--|---|
| <div><div>SOONBOX</div><div>S3900</div><div>Wireless Speaker/ Portable Wireless Speaker</div></div> <div></div> | <div><div>Wireless Speaker - S3900</div><div>Wireless Speaker</div></div> <div><div>Technical specifications:</div><div>Wireless standard: 5.3 Transmission distance: 10 meters Output power: 10W*1 Playing time: 4-6hours Speaker size: 57mm 4Q 10W*1 Input power: 5=1A Maximum current consumption: 2A Battery type: 2000mAh Charging port: Type-c charging cable</div><div><div>Features:</div><div>1.Wireless connection 2.Memory function,breakpoint resuming. 3.Support U disk/TF card/FM/TWS playback mode. 4.Built-in lithiumium battery. 5.Support MP3 music format decoding. 6.Using high-fidelity speakers,the sound is more natural and delicate. 7.1+1device serial connection function.</div></div></div> | <div><div>Wireless Speaker - S3900</div><div>Wireless Speaker</div></div> <div><div><div><div>①</div><div></div><div>Multifunction button</div></div><div><div>②</div><div></div><div>Lightshow turn On / Off</div></div><div><div>③</div><div></div><div>Function mode switch</div></div><div><div>④</div><div>Upper </div><div>Next Song / Volume +</div></div><div><div>⑤</div><div>Lower </div><div>Previous Song / Volume -</div></div><div><div>⑥</div><div></div><div>TF Jack</div></div><div><div>⑦</div><div></div><div>Type-C Jack</div></div><div><div>⑧</div><div></div><div>USB Jack</div></div></div></div> | <div><div>Wireless Speaker - S3900</div><div>Wireless Speaker</div></div> <div><div>Button instruction:</div><div>1.Long press "⓪" for Turn On and Off; Short press "⓪" Play and Pause; When there is an incoming call, short press to answer the call, press again to end the call, long press to reject the call, press twice to redial. 2.Short press "⊗" switch the light mode; Long press "⊗" for turn on and off the light; 3.Short press "Ⓜ" to switch function mode;long press to enter TWS pairing mode; 4.Short press Upper Button " " increase volume; Long press " " : Next song; 5.Short press Lower Button " " :decrease volume; Long press " " : Previous song; 6.TF Jack: When inserting a TF card, the default is TF card playing mode; 7.TYPE-C Jack: 1. Charging cable port, when inserting the Type-c charging cable, the device is charged by default; 2. When using the radio function, you need to insert the charging cable as a radio antenna and the radio function can be used normally; 8.USB Jack: When inserting a USB flash drive, the USB playback mode is set to USB by default.</div></div> |
|--|---|--|---|