

APPLICATION CERTIFICATION
On Behalf of
Shenzhen Waikin Electronic Co., Ltd.

Car Radio Bluetooth
Model No.: 87752824

FCC ID: YJ6-87752824

Prepared for : Shenzhen Waikin Electronic Co., Ltd.
Address : Wu Tong Shan Village, Shenzhen, China

Prepared by : ACCURATE TECHNOLOGY CO. LTD
Address : F1, Bldg. A, Changyuan New Material Port, Keyuan Rd.
Science & Industry Park, Nanshan, Shenzhen, Guangdong
P.R. China

Tel: (0755) 26503290
Fax: (0755) 26503396

Report Number : ATE20101270-1
Date of Test : June 21-26, 2010
Date of Report : June 30, 2010

TABLE OF CONTENTS

Description	Page
Test Report Certification	
1. GENERAL INFORMATION	5
1.1. Description of Device (EUT).....	5
1.2. Description of Test Facility	6
1.3. Measurement Uncertainty	6
2. MEASURING DEVICE AND TEST EQUIPMENT	7
3. OPERATION OF EUT DURING TESTING	8
3.1. Operating Mode	8
3.2. Configuration and peripherals	8
4. TEST PROCEDURES AND RESULTS	9
5. 20DB BANDWIDTH TEST.....	10
5.1. Block Diagram of Test Setup.....	10
5.2. The Requirement For Section 15.247(a)(1).....	10
5.3. EUT Configuration on Measurement	10
5.4. Operating Condition of EUT	10
5.5. Test Procedure	11
5.6. Test Result	11
6. CARRIER FREQUENCY SEPARATION TEST.....	15
6.1. Block Diagram of Test Setup.....	15
6.2. The Requirement For Section 15.247(a)(1).....	15
6.3. EUT Configuration on Measurement	15
6.4. Operating Condition of EUT	15
6.5. Test Procedure	16
6.6. Test Result	16
7. NUMBER OF HOPPING FREQUENCY TEST	20
7.1. Block Diagram of Test Setup.....	20
7.2. The Requirement For Section 15.247(a)(1)(iii).....	20
7.3. EUT Configuration on Measurement	20
7.4. Operating Condition of EUT	20
7.5. Test Procedure	21
7.6. Test Result	21
8. DWELL TIME TEST	25
8.1. Block Diagram of Test Setup.....	25
8.2. The Requirement For Section 15.247(a)(1)(iii).....	25
8.3. EUT Configuration on Measurement	25
8.4. Operating Condition of EUT	25
8.5. Test Procedure	26
8.6. Test Result	26
9. MAXIMUM PEAK OUTPUT POWER TEST	30
9.1. Block Diagram of Test Setup.....	30
9.2. The Requirement For Section 15.247(b)(1).....	30
9.3. EUT Configuration on Measurement	30
9.4. Operating Condition of EUT	30
9.5. Test Procedure	31

9.6.	Test Result	31
10.	BAND EDGE COMPLIANCE TEST	35
10.1.	Block Diagram of Test Setup.....	35
10.2.	The Requirement For Section 15.247(d)	35
10.3.	EUT Configuration on Measurement	35
10.4.	Operating Condition of EUT	36
10.5.	Test Procedure	36
10.6.	Test Result	37
11.	RADIATED SPURIOUS EMISSION TEST	42
11.1.	Block Diagram of Test Setup.....	42
11.2.	The Limit For Section 15.247(d)	43
11.3.	Restricted bands of operation	43
11.4.	Configuration of EUT on Measurement	44
11.5.	Operating Condition of EUT	44
11.6.	Test Procedure	44
11.7.	The Field Strength of Radiation Emission Measurement Results	45
12.	ANTENNA REQUIREMENT.....	66
12.1.	The Requirement	66
12.2.	Antenna Construction	66

Test Report Certification

Applicant : Shenzhen Waikin Electronic Co., Ltd.
 Manufacturer : Shenzhen Waikin Electronic Co., Ltd.
 EUT Description : Car Radio Bluetooth
 (A) MODEL NO.: 87752824
 (B) SERIAL NO.: N/A
 (C) POWER SUPPLY: DC 12V

Measurement Procedure Used:

FCC Rules and Regulations Part 15 Subpart C Section 15.247 ANSI C63.4: 2003

The device described above is tested by ACCURATE TECHNOLOGY CO. LTD to determine the maximum emission levels emanating from the device. The maximum emission levels are compared to the FCC Part 15 Subpart C Section 15.247 limits. The measurement results are contained in this test report and ACCURATE TECHNOLOGY CO. LTD is assumed full responsibility for the accuracy and completeness of these measurements. Also, this report shows that the Equipment Under Test (EUT) is to be technically compliant with the FCC requirements.

This report applies to above tested sample only. This report shall not be reproduced in part without written approval of ACCURATE TECHNOLOGY CO. LTD.

Date of Test : June 21-26, 2010

Prepared by : 
 (Engineer)

Approved & Authorized Signer : 
 (Manager)

1. GENERAL INFORMATION

1.1. Description of Device (EUT)

EUT	:	Car Radio Bluetooth
Model Number	:	87752824
Frequency Band	:	2402MHz-2480MHz
Number of Channels	:	79
Antenna Gain	:	0dBi
Power Supply	:	DC 12V
Applicant	:	Shenzhen Waikin Electronic Co., Ltd.
Address	:	Wu Tong Shan Village, Shenzhen, China
Manufacturer	:	Shenzhen Waikin Electronic Co., Ltd.
Address	:	Wu Tong Shan Village, Shenzhen, China
Date of sample received	:	June 9, 2010
Date of Test	:	June 21-26, 2010

1.2. Description of Test Facility

EMC Lab : Accredited by TUV Rheinland Shenzhen

Listed by FCC
The Registration Number is 752051

Listed by Industry Canada
The Registration Number is 5077A-2

Accredited by China National Accreditation Committee
for Laboratories
The Certificate Registration Number is L3193

Name of Firm : ACCURATE TECHNOLOGY CO. LTD

Site Location : F1, Bldg. A, Changyuan New Material Port, Keyuan Rd.
Science & Industry Park, Nanshan, Shenzhen, Guangdong
P.R. China

1.3. Measurement Uncertainty

Conducted Emission Expanded Uncertainty = 2.23dB, k=2

Radiated emission expanded uncertainty = 3.08dB, k=2
(9kHz-30MHz)

Radiated emission expanded uncertainty = 4.42dB, k=2
(30MHz-1000MHz)

Radiated emission expanded uncertainty = 4.06dB, k=2
(Above 1GHz)

2. MEASURING DEVICE AND TEST EQUIPMENT

Table 1: List of Test and Measurement Equipment

Kind of equipment	Manufacturer	Type	S/N	Calibrated until
EMI Test Receiver	Rohde&Schwarz	ESCS30	100307	Jan. 9, 2011
EMI Test Receiver	Rohde&Schwarz	ESPI3	101526/003	Jan. 9, 2011
Spectrum Analyzer	Agilent	E7405A	MY45115511	Jan. 9, 2011
Pre-Amplifier	Rohde&Schwarz	CBLU118354 0-01	3791	Jan. 9, 2011
Loop Antenna	Schwarzbeck	FMZB1516	1516131	Jan. 9, 2011
Bilog Antenna	Schwarzbeck	VULB9163	9163-323	Jan. 9, 2011
Horn Antenna	Schwarzbeck	BBHA9120D	9120D-655	Jan. 9, 2011
Horn Antenna	Schwarzbeck	BBHA9170	9170-359	Jan. 9, 2011
LISN	Rohde&Schwarz	ESH3-Z5	100305	Jan. 9, 2011
LISN	Schwarzbeck	NSLK8126	8126431	Jan. 9, 2011

3. OPERATION OF EUT DURING TESTING

3.1.Operating Mode

The mode is used: Transmitting mode

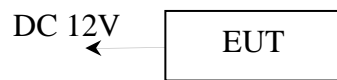
Low Channel: 2402MHz

Middle Channel: 2441MHz

High Channel: 2480MHz

Hopping

3.2.Configuration and peripherals



Setup: Transmitting mode

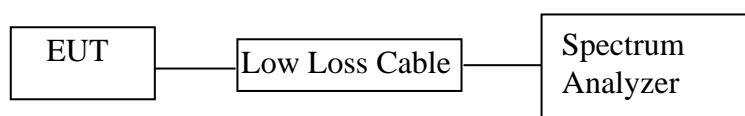
(EUT: Car Radio Bluetooth)

4. TEST PROCEDURES AND RESULTS

FCC Rules	Description of Test	Result
Section 15.247(a)(1)	20dB Bandwidth Test	Compliant
Section 15.247(a)(1)	Carrier Frequency Separation Test	Compliant
Section 15.247(a)(1)(iii)	Number Of Hopping Frequency Test	Compliant
Section 15.247(a)(1)(iii)	Dwell Time Test	Compliant
Section 15.247(b)(1)	Maximum Peak Output Power Test	Compliant
Section 15.247(d)	Band Edge Compliance Test	Compliant
Section 15.247(d) Section 15.209	Radiated Spurious Emission Test	Compliant
Section 15.203	Antenna Requirement	Compliant

5. 20DB BANDWIDTH TEST

5.1. Block Diagram of Test Setup



(EUT: Car Radio Bluetooth)

5.2. The Requirement For Section 15.247(a)(1)

Section 15.247(a)(1): Frequency hopping systems shall have hopping channel carrier frequencies separated by a minimum of 25 kHz or the 20 dB bandwidth of the hopping channel, whichever is greater.

5.3. EUT Configuration on Measurement

The following equipment are installed on the emission measurement to meet the commission requirements and operating regulations in a manner which tends to maximize its emission characteristics in normal application.

5.3.1. Car Radio Bluetooth (EUT)

Model Number	:	87752824
Serial Number	:	N/A
Manufacturer	:	Shenzhen Waikin Electronic Co., Ltd.

5.4. Operating Condition of EUT

5.4.1. Setup the EUT and simulator as shown as Section 5.1.

5.4.2. Turn on the power of all equipment.

5.4.3. Let the EUT work in TX(Hopping off) modes measure it. The transmit frequency are 2402-2480MHz. We select 2402MHz, 2441MHz, 2480MHz TX frequency to transmit.

5.5. Test Procedure

5.5.1. The transmitter output was connected to the spectrum analyzer through a low loss cable.

5.5.2. Set RBW of spectrum analyzer to 30kHz and VBW to 100kHz.

5.5.3. The 20dB bandwidth is defined as the total spectrum the power of which is higher than peak power minus 20dB.

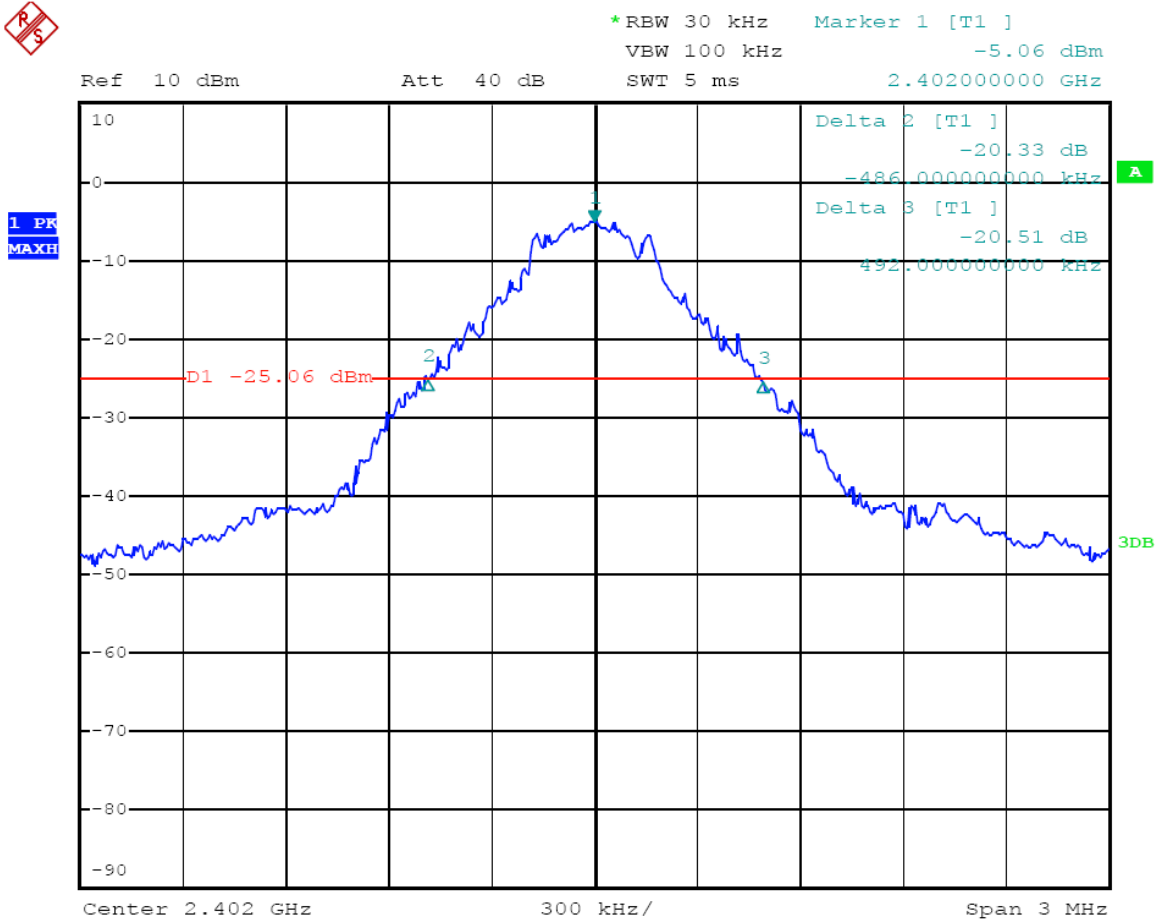
5.6. Test Result

PASS.

Date of Test:	June 23, 2010	Temperature:	25°C
EUT:	Car Radio Bluetooth	Humidity:	50%
Model No.:	87752824	Power Supply:	DC 12V
Test Mode:	TX	Test Engineer:	Joe

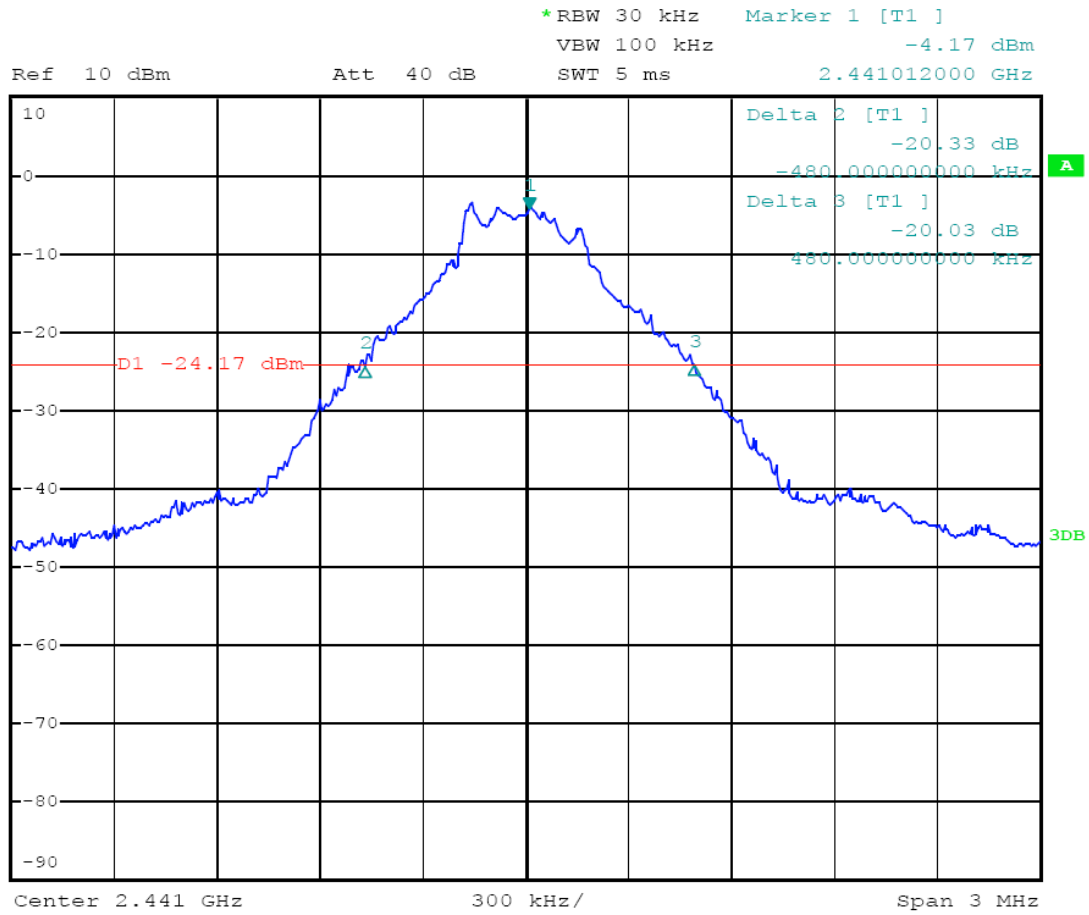
Channel	Frequency (MHz)	20dB Bandwidth (MHz)	Limit (MHz)
Low	2402	0.978	---
Middle	2441	0.960	---
High	2480	0.972	---

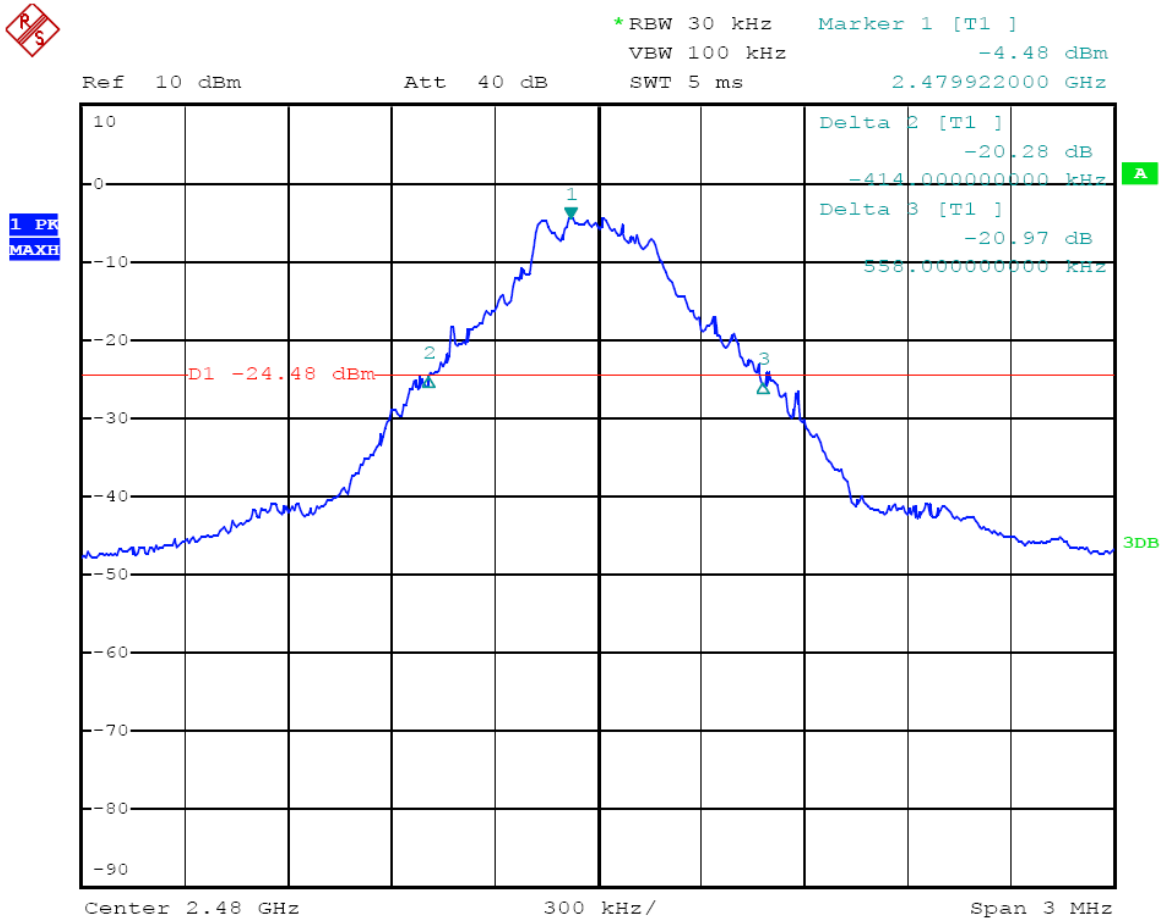
The spectrum analyzer plots are attached as below.





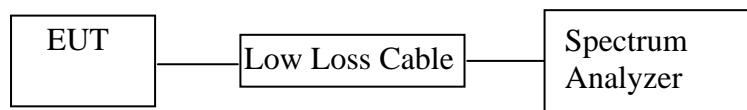
1 PK
MAXH





6. CARRIER FREQUENCY SEPARATION TEST

6.1. Block Diagram of Test Setup



(EUT: Car Radio Bluetooth)

6.2. The Requirement For Section 15.247(a)(1)

Section 15.247(a)(1): Frequency hopping systems shall have hopping channel carrier frequencies separated by a minimum of 25 kHz or the 20 dB bandwidth of the hopping channel, whichever is greater. Alternatively, frequency hopping systems operating in the 2400-2483.5 MHz band may have hopping channel carrier frequencies that are separated by 25 kHz or two-thirds of the 20 dB bandwidth of the hopping channel, whichever is greater, provided the systems operate with an output power no greater than 125 mW. The system shall hop to channel frequencies that are selected at the system hopping rate from a pseudorandomly ordered list of hopping frequencies. Each frequency must be used equally on the average by each transmitter. The system receivers shall have input bandwidths that match the hopping channel bandwidths of their corresponding transmitters and shall shift frequencies in synchronization with the transmitted signals.

6.3. EUT Configuration on Measurement

The following equipment are installed on the emission measurement to meet the commission requirements and operating regulations in a manner which tends to maximize its emission characteristics in normal application.

6.3.1. Car Radio Bluetooth (EUT)

Model Number	:	87752824
Serial Number	:	N/A
Manufacturer	:	Shenzhen Waikin Electronic Co., Ltd.

6.4. Operating Condition of EUT

6.4.1. Setup the EUT and simulator as shown as Section 6.1.

6.4.2. Turn on the power of all equipment.

6.4.3. Let the EUT work in TX (Hopping on) modes measure it. The transmit frequency are 2402-2480MHz. We select 2402MHz, 2441MHz, 2480MHz TX frequency to transmit.

6.5. Test Procedure

6.5.1. The transmitter output was connected to the spectrum analyzer through a low loss cable.

6.5.2. Set RBW of spectrum analyzer to 100kHz and VBW to 300kHz. Adjust Span to 3 MHz.

6.5.3. Set the adjacent channel of the EUT maxhold another trace.

6.5.4. Measurement the channel separation

6.6. Test Result

PASS.

Date of Test:	June 23, 2010	Temperature:	25°C
EUT:	Car Radio Bluetooth	Humidity:	50%
Model No.:	87752824	Power Supply:	DC 12V
Test Mode:	Hopping	Test Engineer:	Joe

Channel	Channel Frequency (MHz)	Channel separation (MHz)	Limit
Low	2402	1.002	> the 20dB Bandwidth or 25kHz (whichever is greater)
Middle	2441	1.002	> the 20dB Bandwidth or 25kHz (whichever is greater)
High	2480	1.002	> the 20dB Bandwidth or 25kHz (whichever is greater)

The spectrum analyzer plots are attached as below.



*RBW 100 kHz Delta 2 [T1]
VBW 300 kHz -0.09 dB
SWT 2.5 ms 1.002000000 MHz

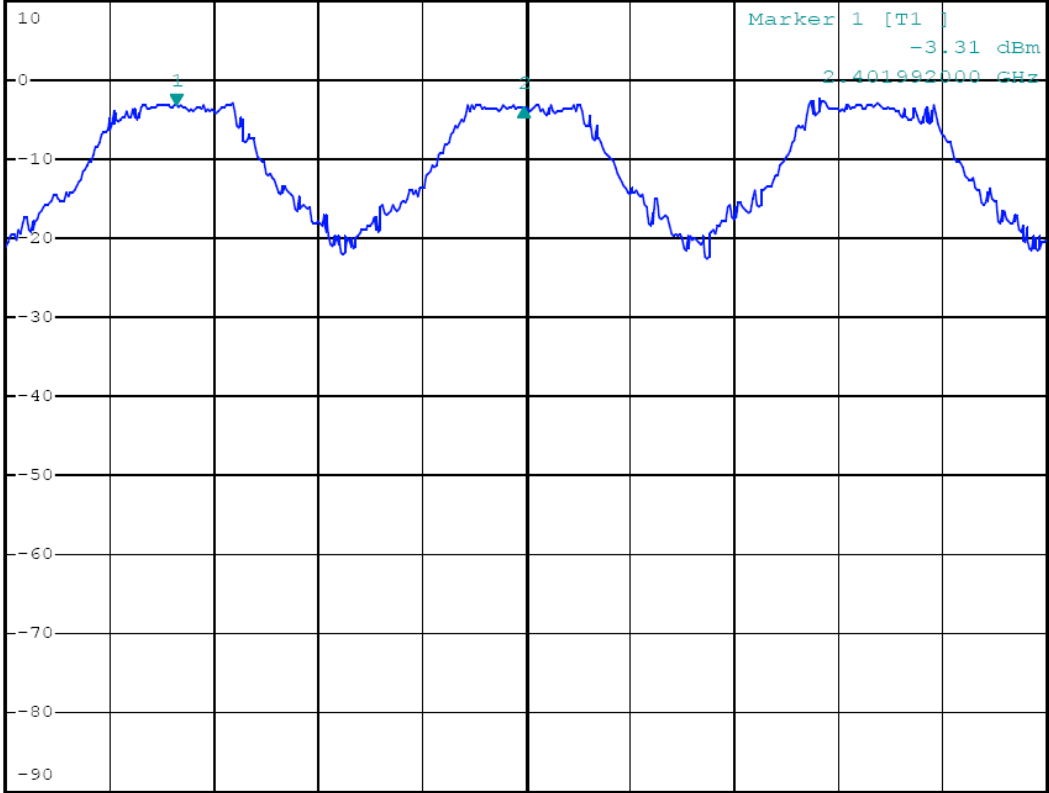
Ref 10 dBm

Att 40 dB

SWT 2.5 ms

1.002000000 MHz

1 PK
MAXH

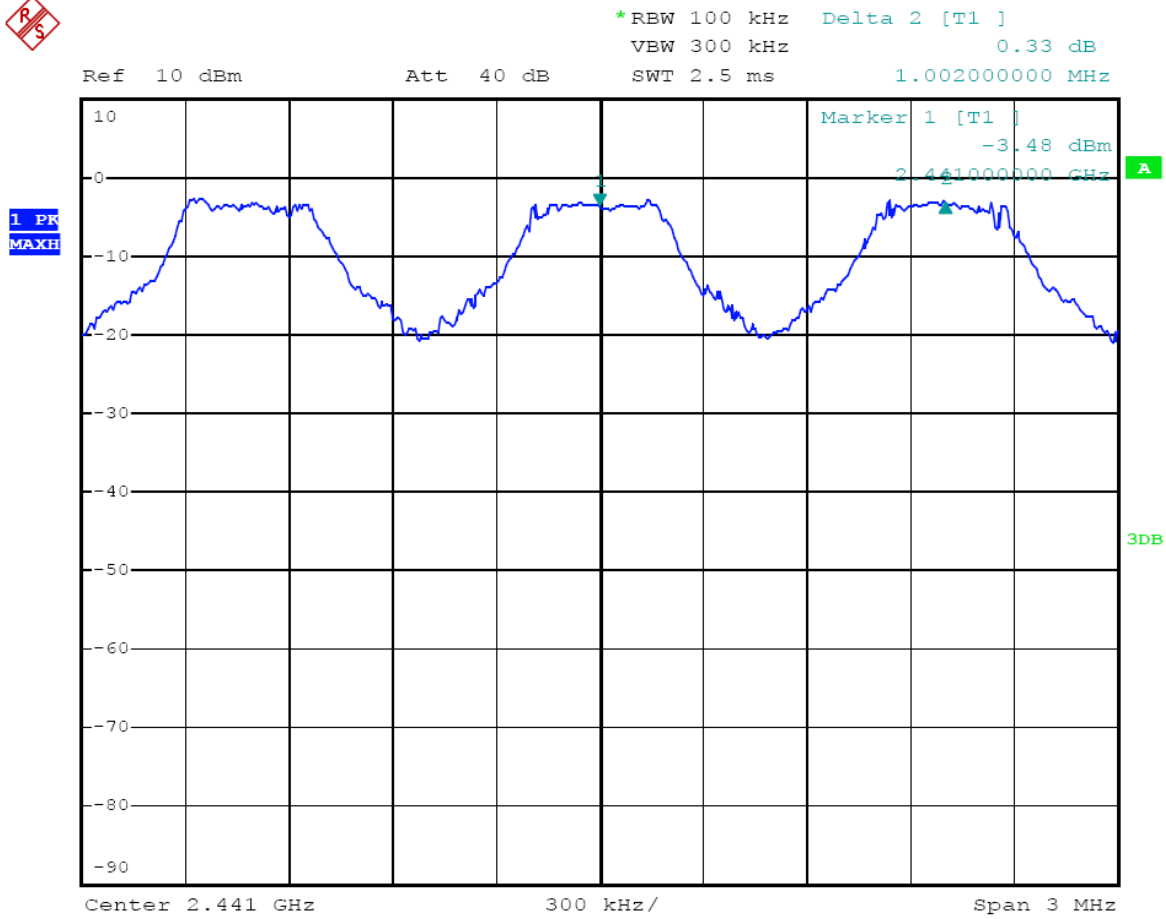


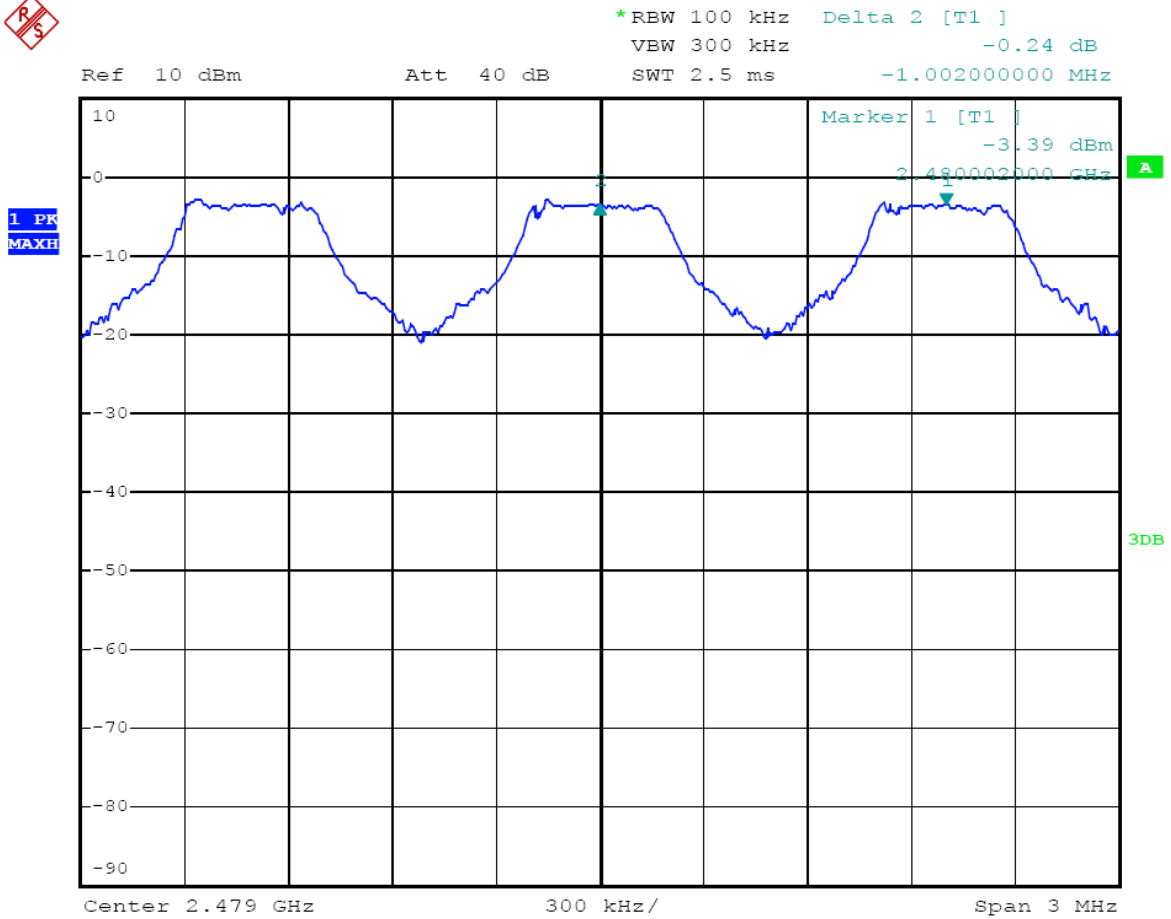
3DB

Center 2.403 GHz

300 kHz/

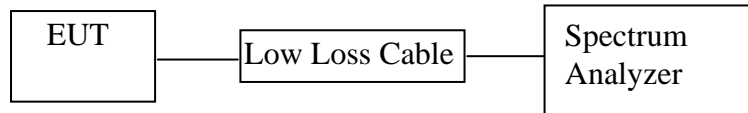
Span 3 MHz





7. NUMBER OF HOPPING FREQUENCY TEST

7.1. Block Diagram of Test Setup



(EUT: Car Radio Bluetooth)

7.2. The Requirement For Section 15.247(a)(1)(iii)

Section 15.247(a)(1)(iii): Frequency hopping systems in the 2400-2483.5 MHz band shall use at least 15 channels.

7.3. EUT Configuration on Measurement

The following equipment are installed on the emission measurement to meet the commission requirements and operating regulations in a manner which tends to maximize its emission characteristics in normal application.

7.3.1. Car Radio Bluetooth (EUT)

Model Number	:	87752824
Serial Number	:	N/A
Manufacturer	:	Shenzhen Waikin Electronic Co., Ltd.

7.4. Operating Condition of EUT

7.4.1. Setup the EUT and simulator as shown as Section 7.1.

7.4.2. Turn on the power of all equipment.

7.4.3. Let the EUT work in TX (Hopping on) modes measure it.

7.5. Test Procedure

7.5.1. The transmitter output was connected to the spectrum analyzer through a low loss cable.

7.5.2. Set the spectrum analyzer as Span=30MHz, RBW=300kHz, VBW=300kHz.

7.5.3. Max hold, view and count how many channel in the band.

7.6. Test Result

PASS.

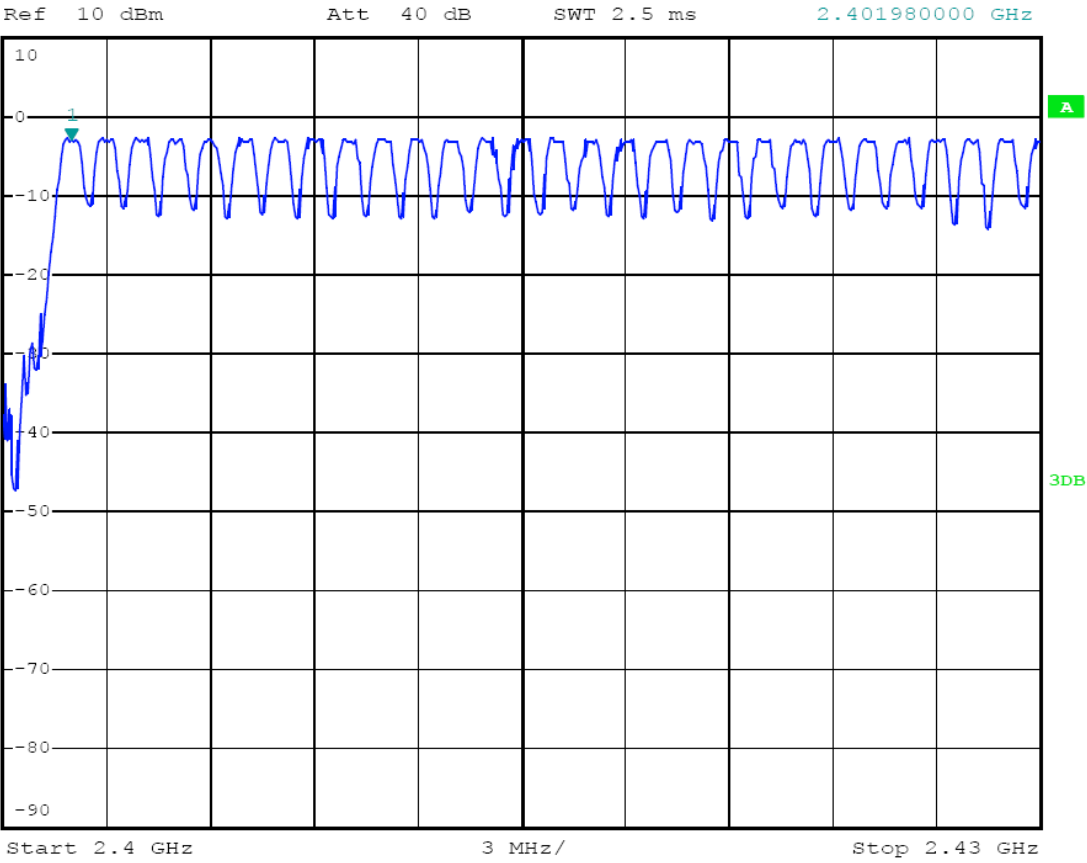
Date of Test:	<u>June 23, 2010</u>	Temperature:	<u>25°C</u>
EUT:	<u>Car Radio Bluetooth</u>	Humidity:	<u>50%</u>
Model No.:	<u>87752824</u>	Power Supply:	<u>DC 12V</u>
Test Mode:	<u>Hopping</u>	Test Engineer:	<u>Joe</u>

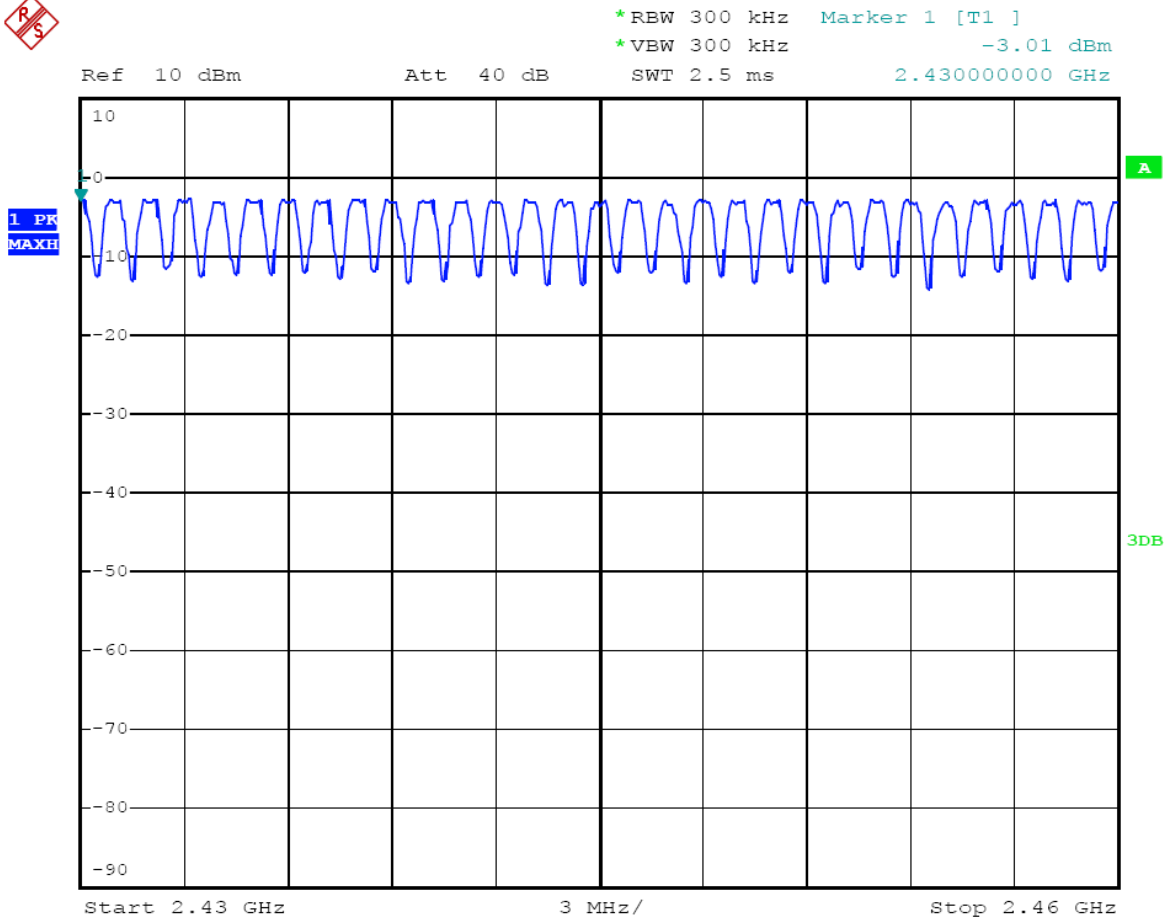
Total number of hopping channel	Measurement result (CH)	Limit (CH)
	79	>15

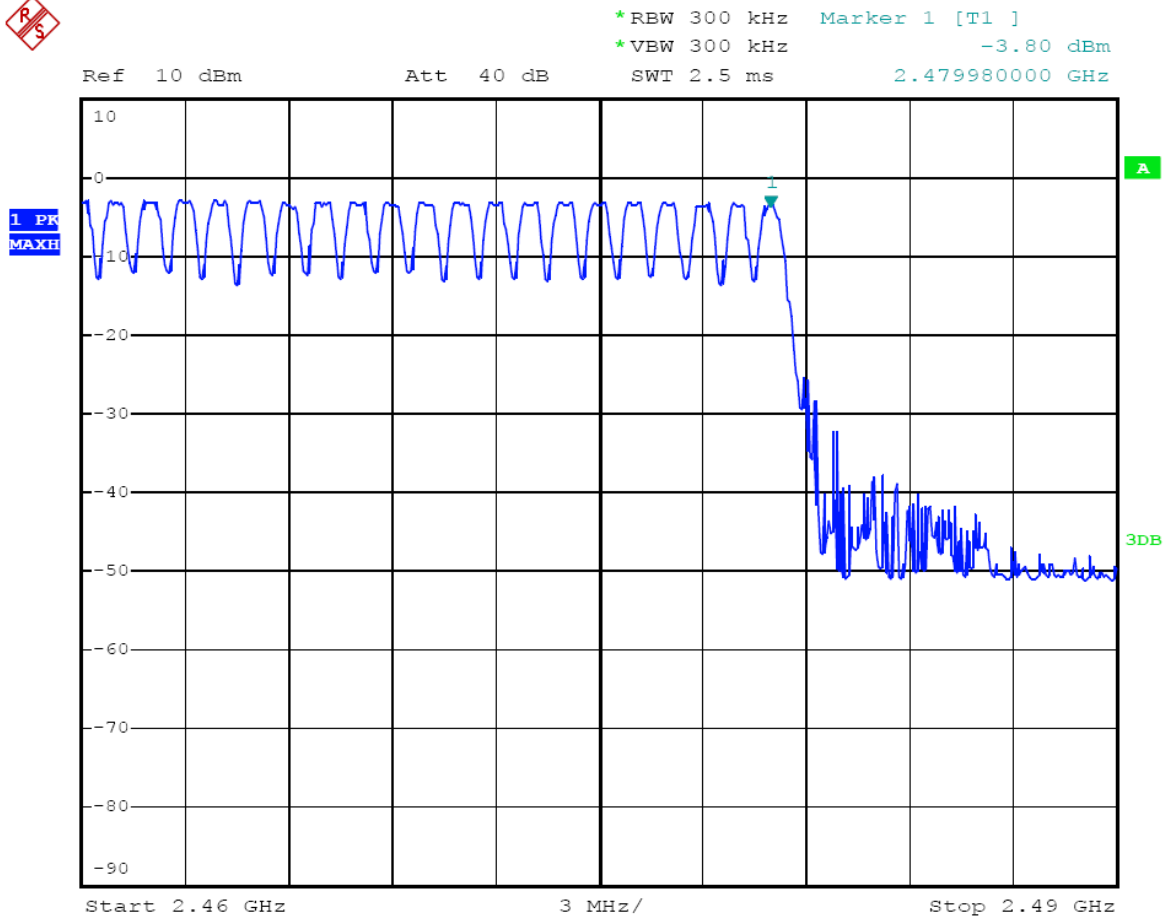
The spectrum analyzer plots are attached as below.



*REW 300 kHz Marker 1 [T1]
*VBW 300 kHz -3.08 dBm
SWT 2.5 ms 2.401980000 GHz

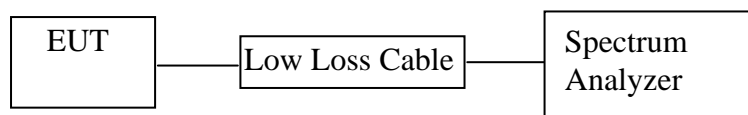






8. DWELL TIME TEST

8.1. Block Diagram of Test Setup



(EUT: Car Radio Bluetooth)

8.2. The Requirement For Section 15.247(a)(1)(iii)

Section 15.247(a)(1)(iii): Frequency hopping systems in the 2400-2483.5 MHz band shall use at least 15 channels. The average time of occupancy on any channel shall not be greater than 0.4 seconds within a period of 0.4 seconds multiplied by the number of hopping channels employed. Frequency hopping systems may avoid or suppress transmissions on a particular hopping frequency provided that a minimum of 15 channels are used.

8.3. EUT Configuration on Measurement

The following equipment are installed on the emission measurement to meet the commission requirements and operating regulations in a manner which tends to maximize its emission characteristics in normal application.

8.3.1. Car Radio Bluetooth (EUT)

Model Number	:	87752824
Serial Number	:	N/A
Manufacturer	:	Shenzhen Waikin Electronic Co., Ltd.

8.4. Operating Condition of EUT

8.4.1. Setup the EUT and simulator as shown as Section 8.1.

8.4.2. Turn on the power of all equipment.

8.4.3. Let the EUT work in TX (Hopping on) modes measure it. The transmit frequency are 2402-2480MHz. We select 2402MHz, 2441MHz, 2480MHz TX frequency to transmit.

8.5. Test Procedure

8.5.1. The transmitter output was connected to the spectrum analyzer through a low loss cable.

8.5.2. Set center frequency of spectrum analyzer = operating frequency.

8.5.3. Set the spectrum analyzer as RBW=100kHz, VBW=300kHz, Span=0Hz, Adjust Sweep=1s. Get the burst (in 1 sec.).

8.5.4. Set the spectrum analyzer as RBW=1MHz, VBW=3MHz, Span=0Hz, Adjust Sweep=2ms. Get the pulse time.

8.5.5. Repeat above procedures until all frequency measured were complete.

8.6. Test Result

PASS.

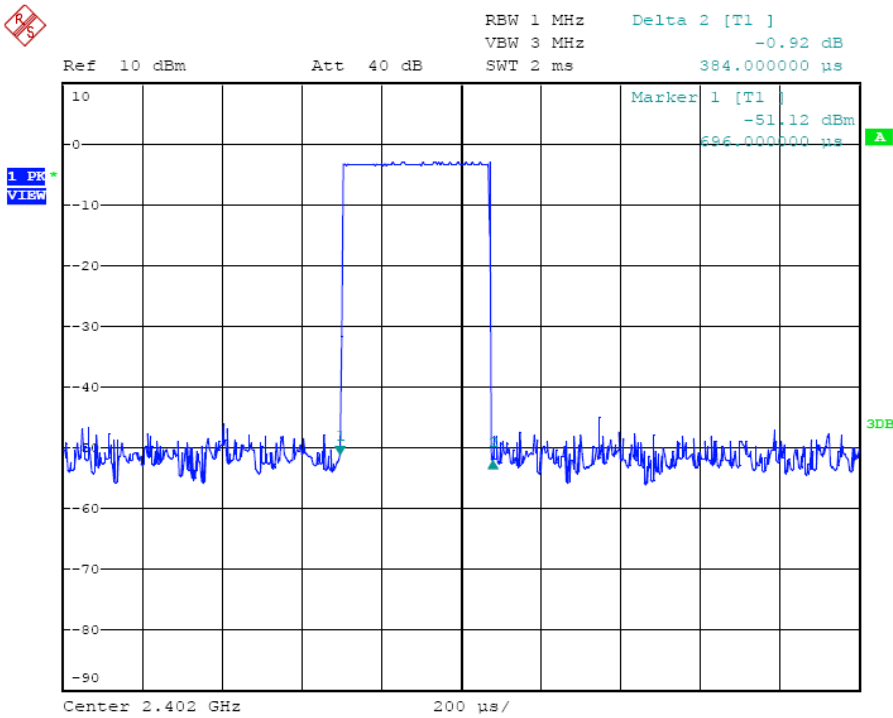
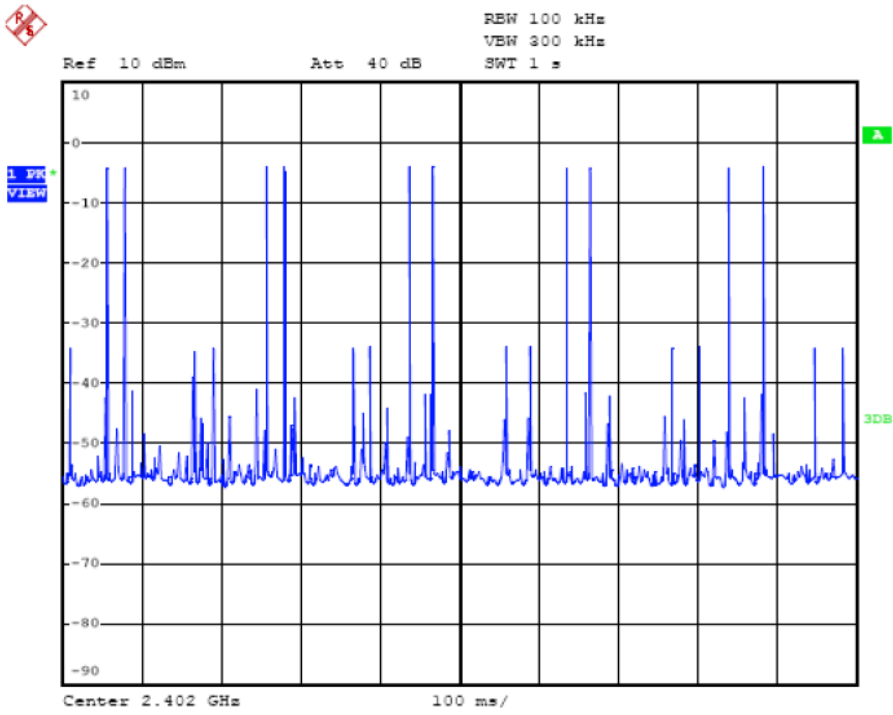
Date of Test:	<u>June 23, 2010</u>	Temperature:	<u>25°C</u>
EUT:	<u>Car Radio Bluetooth</u>	Humidity:	<u>50%</u>
Model No.:	<u>87752824</u>	Power Supply:	<u>DC 12V</u>
Test Mode:	<u>Hopping</u>	Test Engineer:	<u>Joe</u>

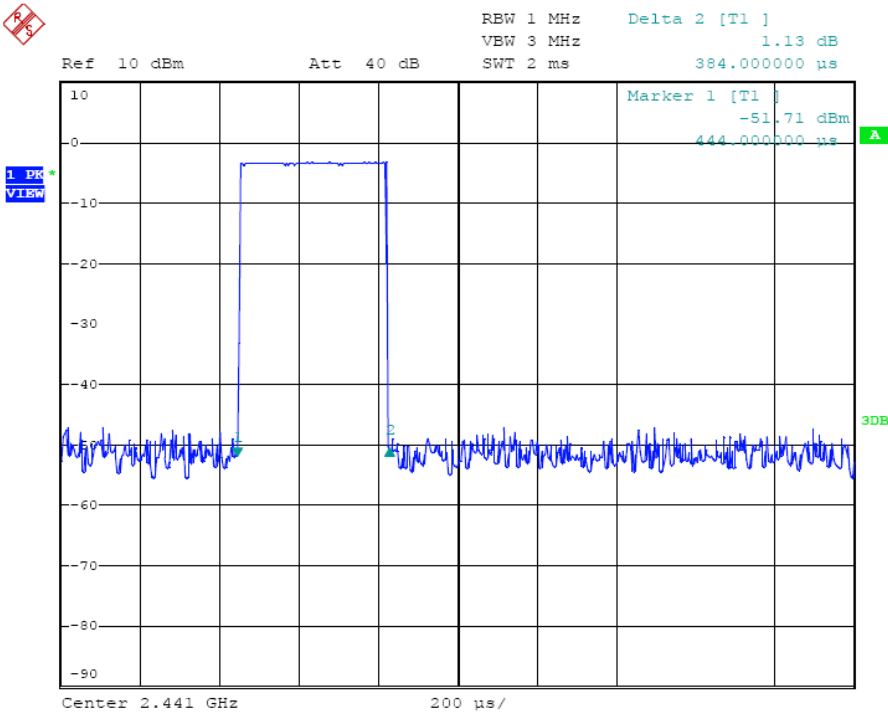
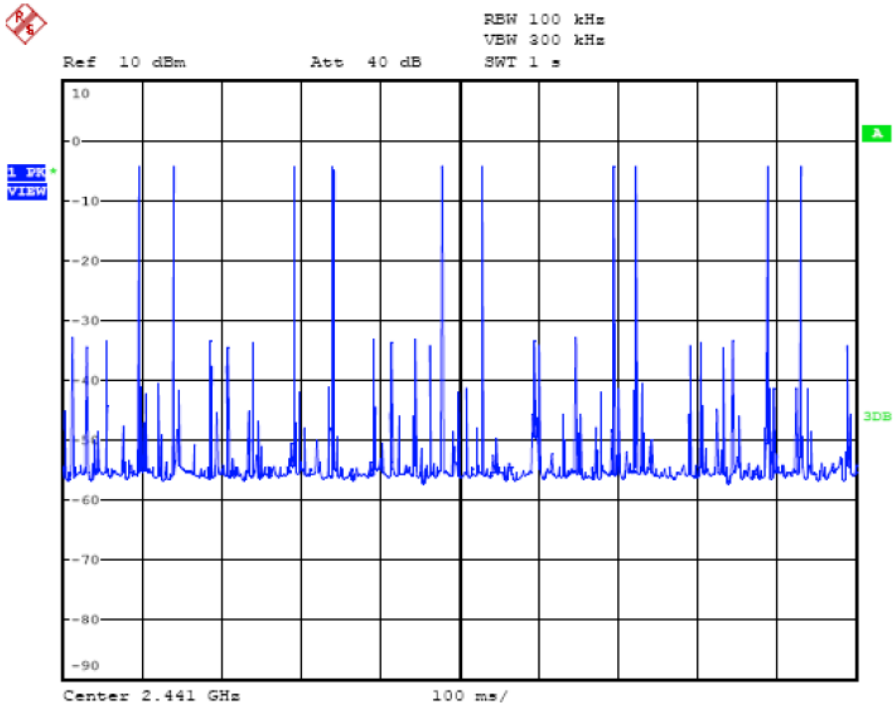
A period transmit time = $0.4 \times 79 = 31.6$

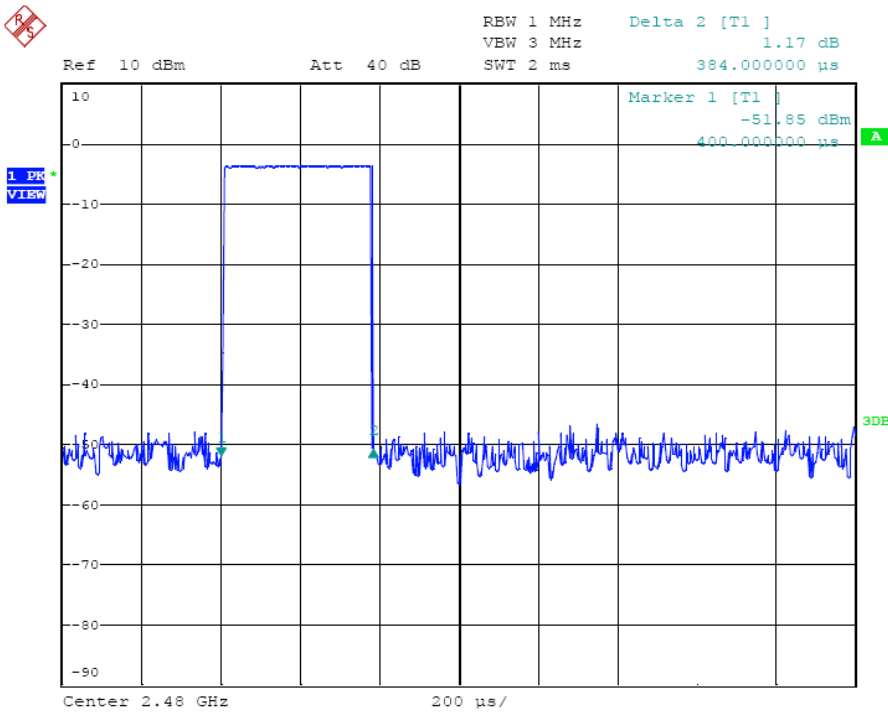
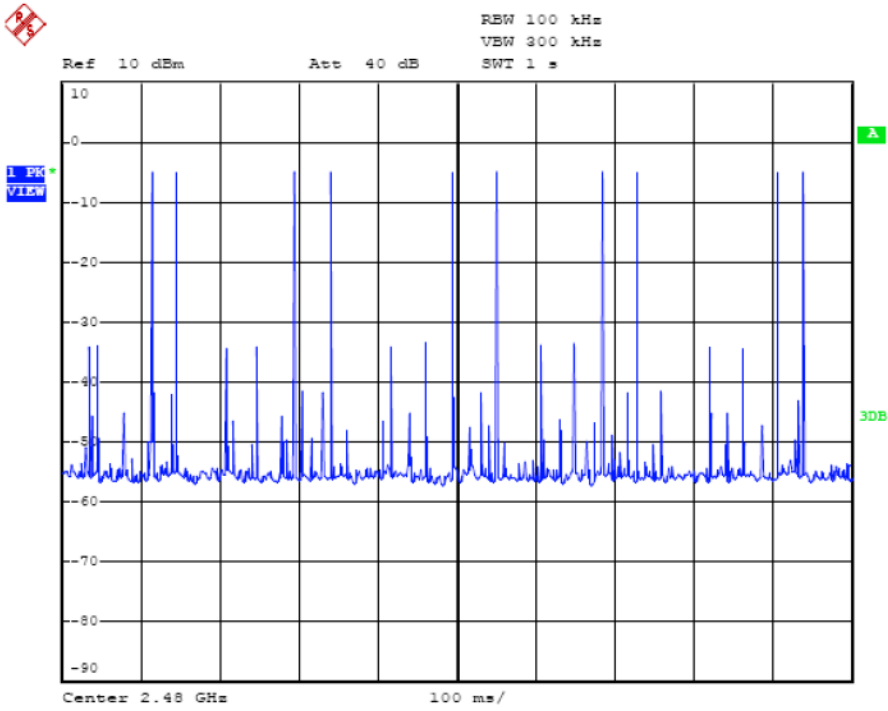
Dwell time = pulse time \times burst (in 1 sec.) $\times 31.6$

Channel	Channel Frequency (MHz)	Pulse Time (ms)	Burst (in 1 sec.)	Dwell Time (ms)	Limit (ms)
Low	2402	0.384	10	121.3	400
Middle	2441	0.384	10	121.3	400
High	2480	0.384	10	121.3	400

The spectrum analyzer plots are attached as below.

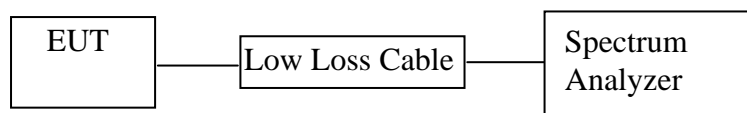






9. MAXIMUM PEAK OUTPUT POWER TEST

9.1. Block Diagram of Test Setup



(EUT: Car Radio Bluetooth)

9.2. The Requirement For Section 15.247(b)(1)

Section 15.247(b)(1): For frequency hopping systems operating in the 2400-2483.5 MHz band employing at least 75 non-overlapping hopping channels, and all frequency hopping systems in the 5725-5850 MHz band: 1 watt. For all other frequency hopping systems in the 2400-2483.5 MHz band: 0.125 watts.

9.3. EUT Configuration on Measurement

The following equipment are installed on the emission Measurement to meet the commission requirements and operating regulations in a manner which tends to maximize its emission characteristics in normal application.

9.3.1. Car Radio Bluetooth (EUT)

Model Number	:	87752824
Serial Number	:	N/A
Manufacturer	:	Shenzhen Waikin Electronic Co., Ltd.

9.4. Operating Condition of EUT

9.4.1. Setup the EUT and simulator as shown as Section 9.1.

9.4.2. Turn on the power of all equipment.

9.4.3. Let the EUT work in TX (Hopping off) modes measure it. The transmit frequency are 2402-2480MHz. We select 2402MHz, 2441MHz, 2480MHz TX frequency to transmit.

9.5. Test Procedure

9.5.1. The transmitter output was connected to the spectrum analyzer through a low loss cable.

9.5.2. Set RBW of spectrum analyzer to 1MHz and VBW to 3MHz.

9.5.3. Measurement the maximum peak output power.

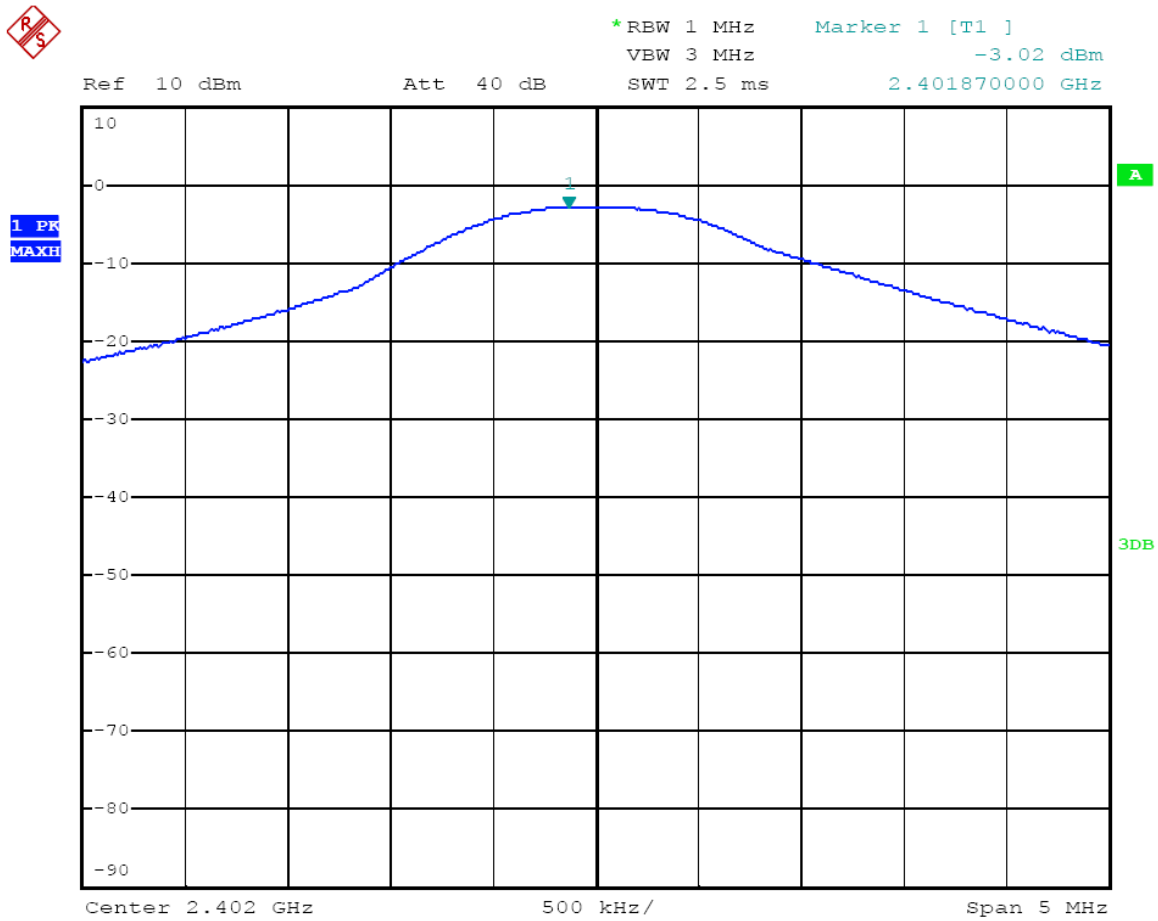
9.6. Test Result

PASS.

Date of Test:	June 23, 2010	Temperature:	25°C
EUT:	Car Radio Bluetooth	Humidity:	50%
Model No.:	87752824	Power Supply:	DC 12V
Test Mode:	TX	Test Engineer:	Joe

Channel	Frequency (MHz)	Peak Output Power (dBm)	Peak Output Power (mW)	Limits dBm / W
Low	2402	-3.02	0.499	30 dBm / 1 W
Middle	2441	-3.21	0.478	30 dBm / 1 W
High	2480	-3.47	0.450	30 dBm / 1 W

The spectrum analyzer plots are attached as below.



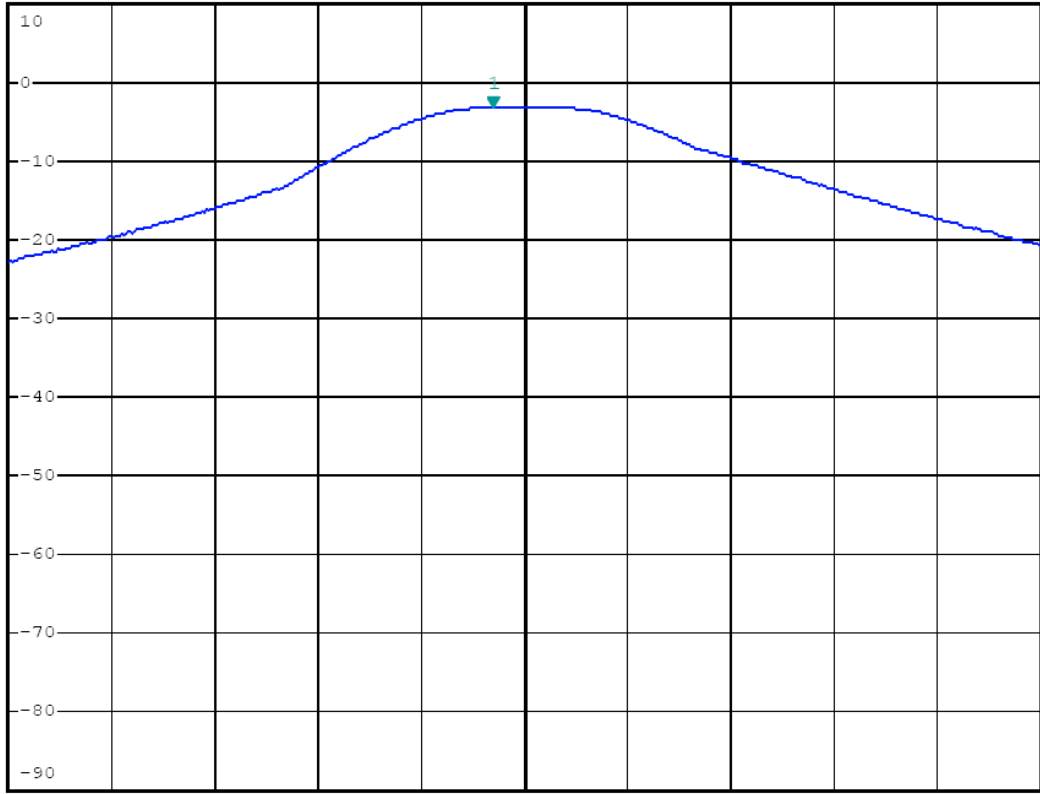


*RBW 1 MHz Marker 1 [T1]
VBW 3 MHz -3.21 dBm
SWT 2.5 ms 2.440850000 GHz

Ref 10 dBm

Att 40 dB

1 PK
MAXH



Center 2.441 GHz

500 kHz/

Span 5 MHz

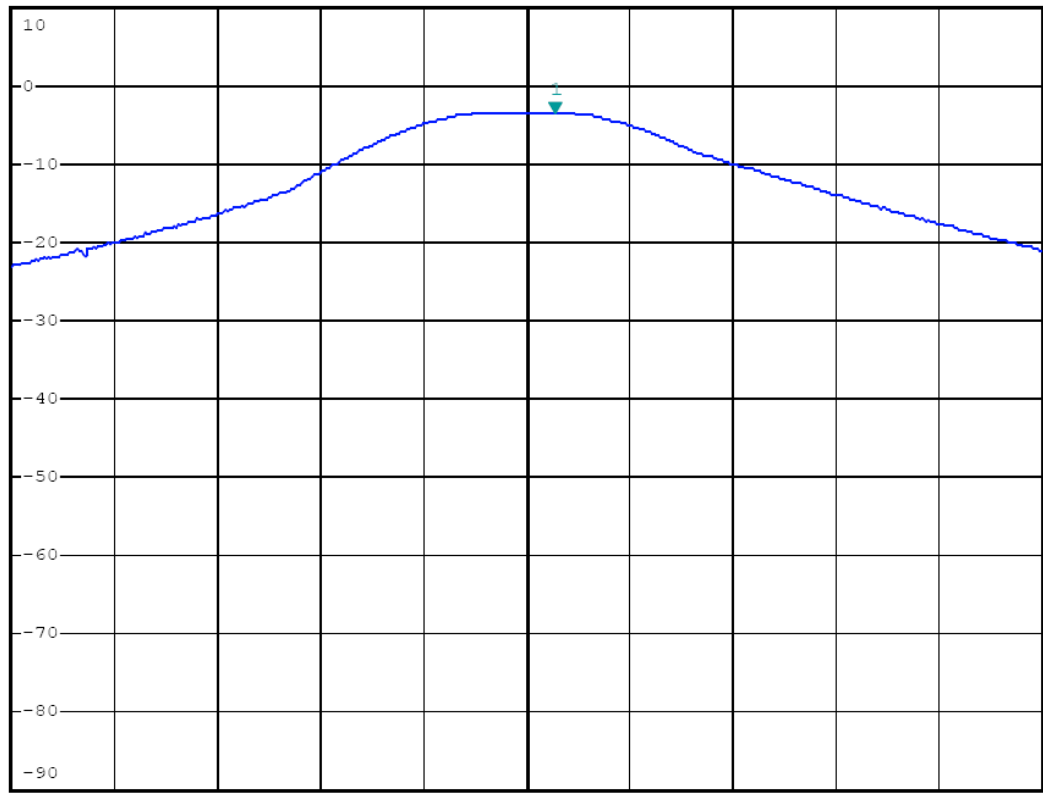


*RBW 1 MHz Marker 1 [T1]
VBW 3 MHz -3.47 dBm
SWT 2.5 ms 2.480140000 GHz

Ref 10 dBm

Att 40 dB

1 PK
MAXH



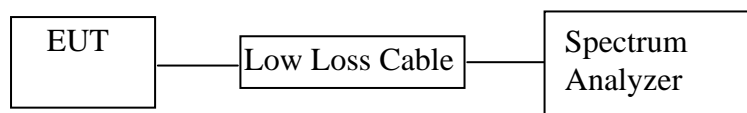
Center 2.48 GHz

500 kHz/

Span 5 MHz

10.BAND EDGE COMPLIANCE TEST

10.1.Block Diagram of Test Setup



(EUT: Car Radio Bluetooth)

10.2.The Requirement For Section 15.247(d)

Section 15.247(d): In any 100 kHz bandwidth outside the frequency band in which the spread spectrum or digitally modulated intentional radiator is operating, the radio frequency power that is produced by the intentional radiator shall be at least 20 dB below that in the 100 kHz bandwidth within the band that contains the highest level of the desired power, based on either an RF conducted or a radiated measurement, provided the transmitter demonstrates compliance with the peak conducted power limits. If the transmitter complies with the conducted power limits based on the use of RMS averaging over a time interval, as permitted under paragraph (b)(3) of this section, the attenuation required under this paragraph shall be 30 dB instead of 20 dB. Attenuation below the general limits specified in Section 15.209(a) is not required. In addition, radiated emissions which fall in the restricted bands, as defined in Section 15.205(a), must also comply with the radiated emission limits specified in Section 15.209(a).

10.3.EUT Configuration on Measurement

The following equipment are installed on the emission Measurement to meet the commission requirements and operating regulations in a manner which tends to maximize its emission characteristics in normal application.

10.3.1.Car Radio Bluetooth (EUT)

Model Number	:	87752824
Serial Number	:	N/A
Manufacturer	:	Shenzhen Waikin Electronic Co., Ltd.

10.4.Operating Condition of EUT

10.4.1.Setup the EUT and simulator as shown as Section 10.1.

10.4.2.Turn on the power of all equipment.

10.4.3.Let the EUT work in TX (Hopping off, Hopping on) modes measure it. The transmit frequency are 2402-2480MHz. We select 2402MHz, 2480MHz TX frequency to transmit.

10.5.Test Procedure

10.5.1.The transmitter output was connected to the spectrum analyzer via a low loss cable.

10.5.2.Set RBW of spectrum analyzer to 100kHz and VBW to 300kHz.

10.5.3.The band edges was measured and recorded.

10.6. Test Result

Pass

Date of Test:	<u>June 23, 2010</u>	Temperature:	<u>25°C</u>
EUT:	<u>Car Radio Bluetooth</u>	Humidity:	<u>50%</u>
Model No.:	<u>87752824</u>	Power Supply:	<u>DC 12V</u>
Test Mode:	<u>TX (Hopping off)</u>	Test Engineer:	<u>Joe</u>

Conducted test

Frequency (MHz)	Result of Band Edge (dBc)	Limit of Band Edge (dBc)
2402	37.41	> 20dBc
2480	42.53	> 20dBc

Date of Test:	<u>June 23, 2010</u>	Temperature:	<u>25°C</u>
EUT:	<u>Car Radio Bluetooth</u>	Humidity:	<u>50%</u>
Model No.:	<u>87752824</u>	Power Supply:	<u>DC 12V</u>
Test Mode:	<u>TX (Hopping on)</u>	Test Engineer:	<u>Joe</u>

Conducted test

Frequency (MHz)	Result of Band Edge (dBc)	Limit of Band Edge (dBc)
2402	38.63	> 20dBc
2480	43.41	> 20dBc



*RBW 100 kHz Delta 2 [T1]
VBW 300 kHz -37.41 dB
SWT 2.5 ms -2.000000000 MHz

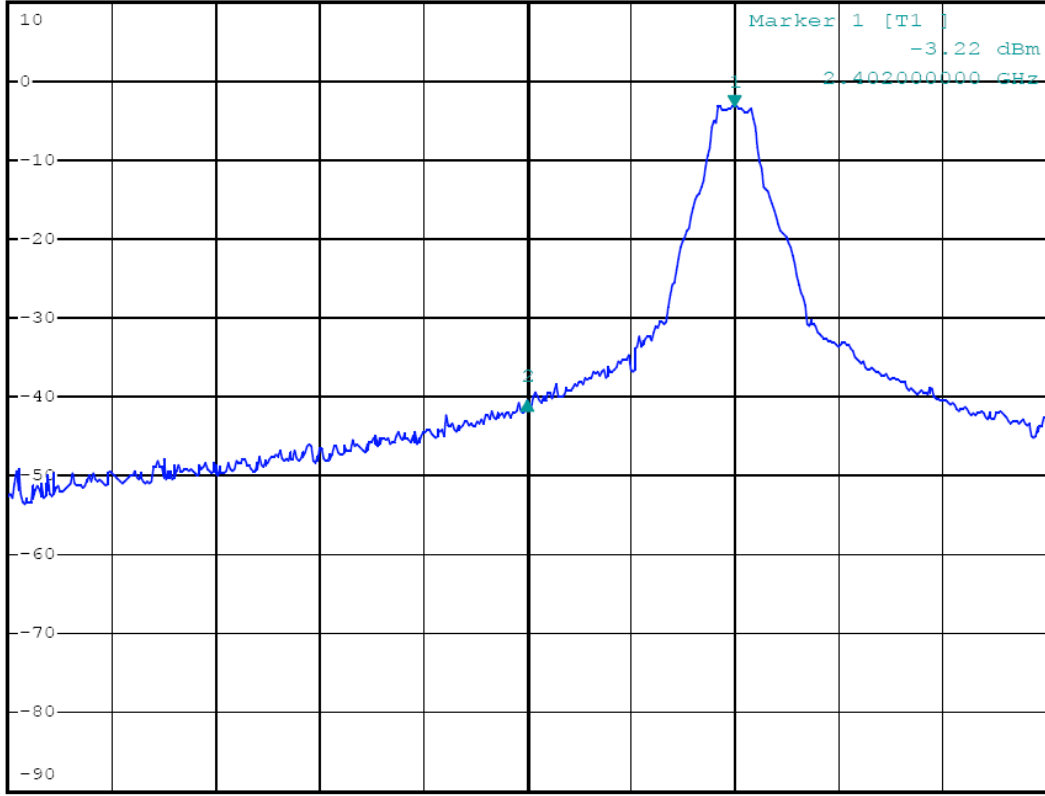
Ref 10 dBm

Att 40 dB

SWT 2.5 ms

-2.000000000 MHz

1 PK
MAXH





*RBW 100 kHz Delta 2 [T1]
VBW 300 kHz -42.53 dB
SWT 2.5 ms 3.660000000 MHz

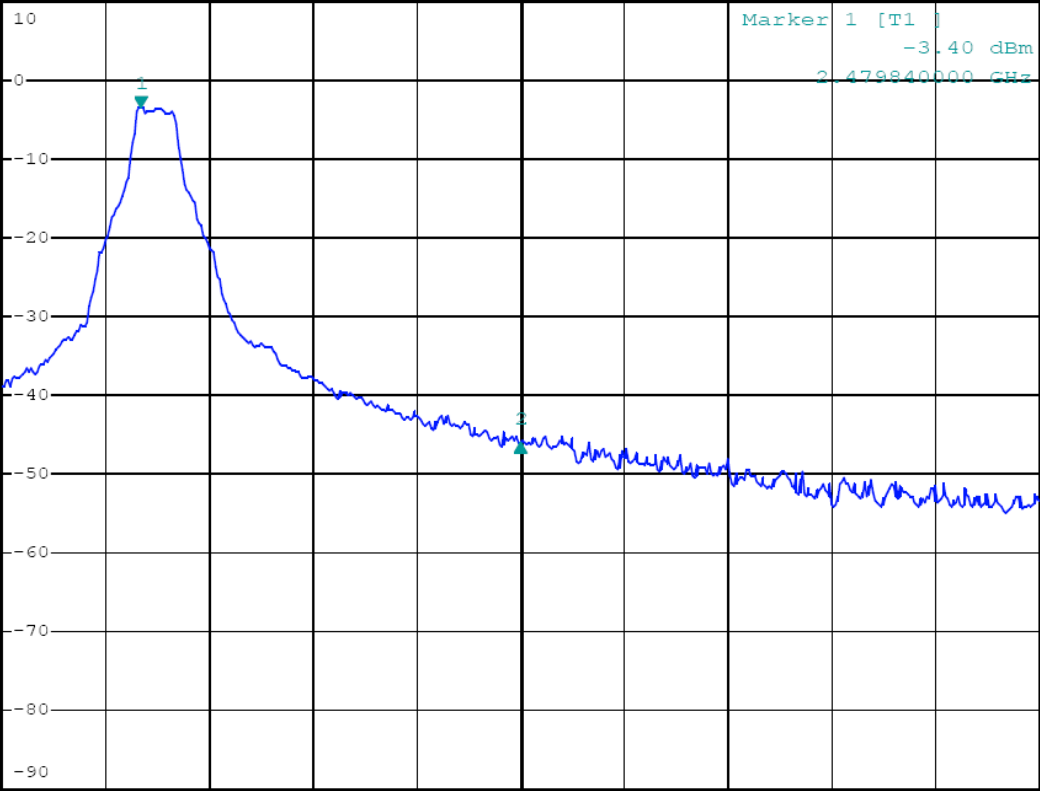
Ref 10 dBm

Att 40 dB

SWT 2.5 ms

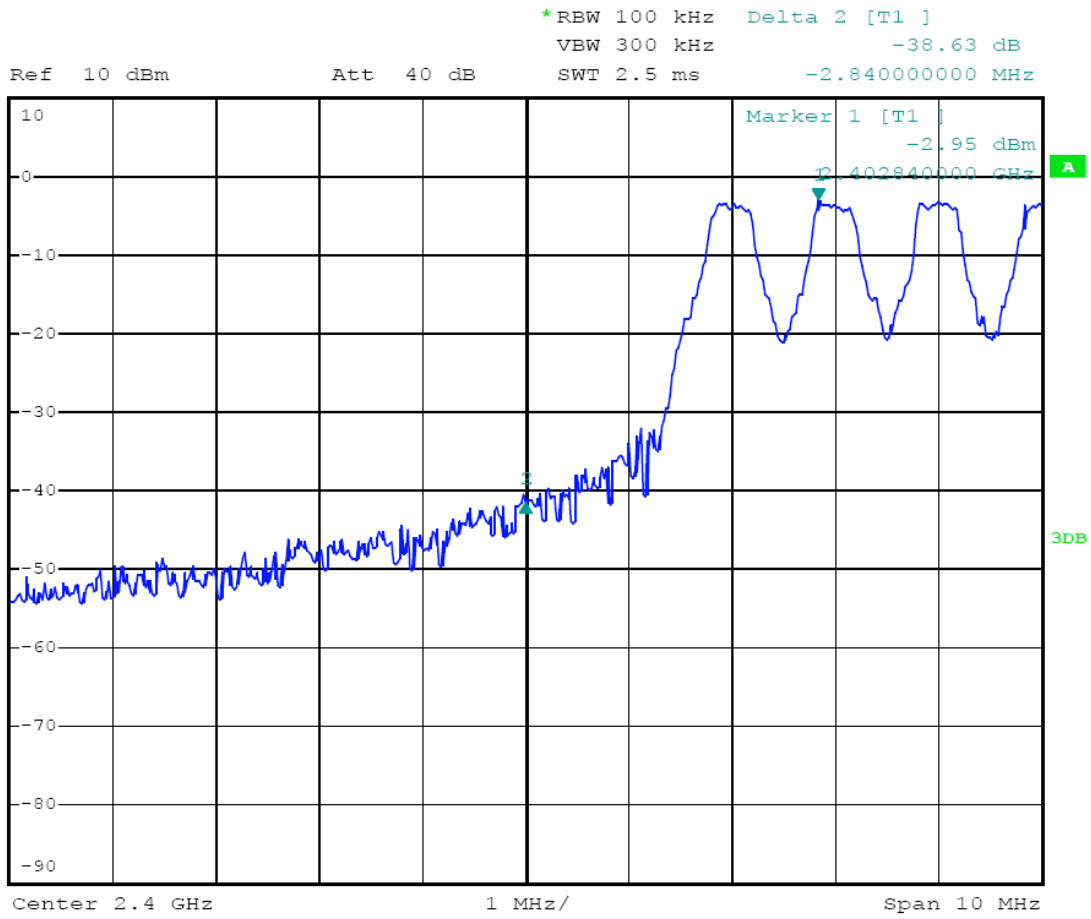
3.660000000 MHz

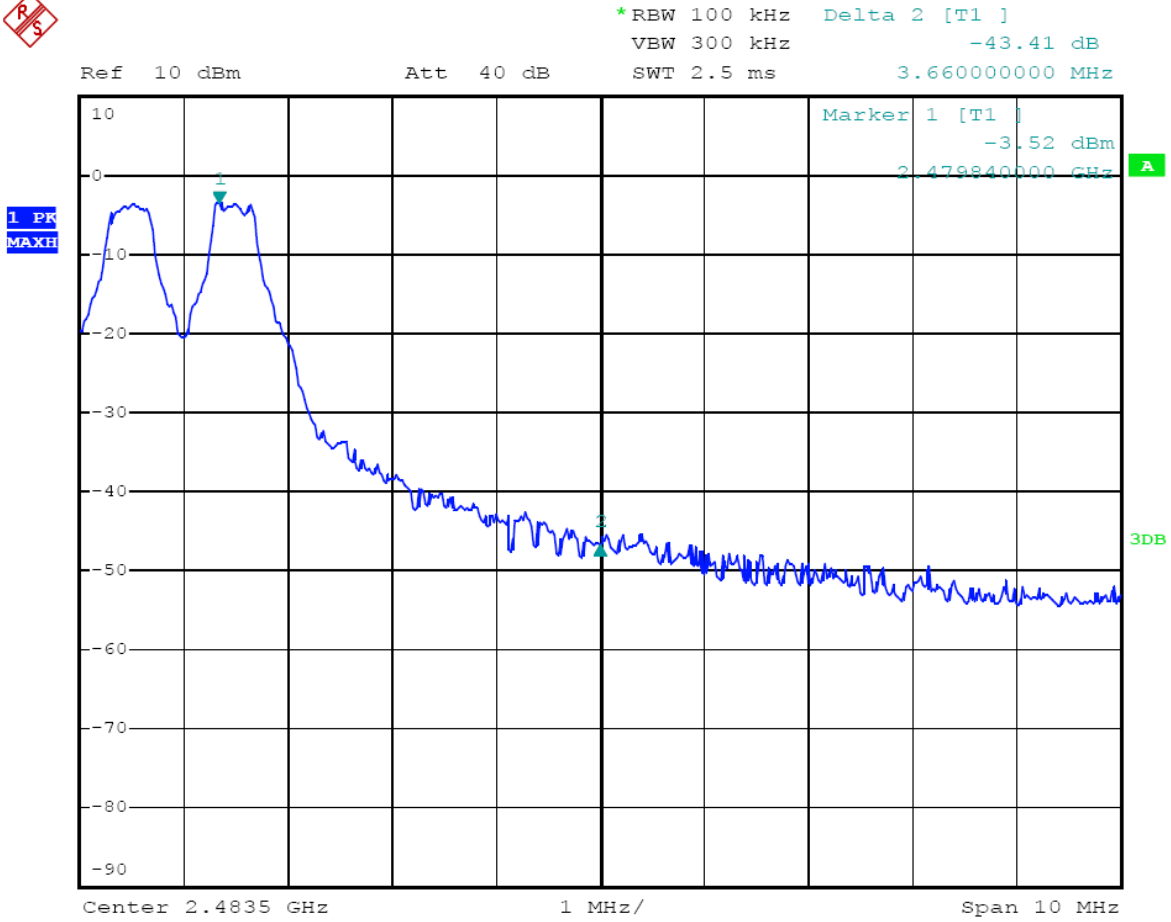
1 PK
MAXH





1 PK
MAXH

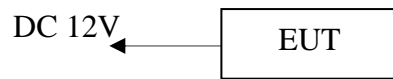




11.RADIATED SPURIOUS EMISSION TEST

11.1.Block Diagram of Test Setup

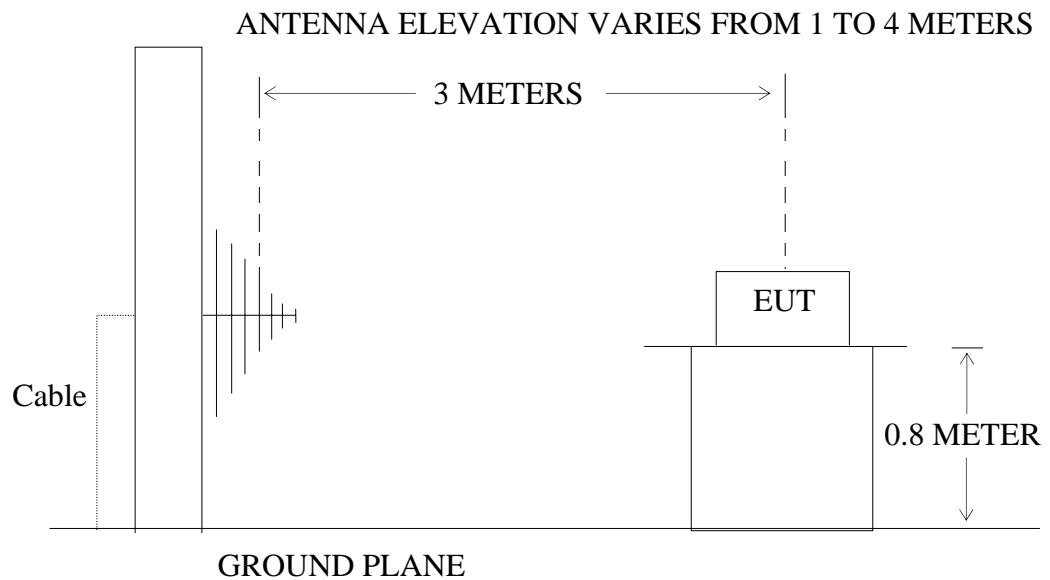
11.1.1.Block diagram of connection between the EUT and simulators



Setup: Transmitting mode

(EUT: Car Radio Bluetooth)

11.1.2.Semi-Anechoic Chamber Test Setup Diagram



(EUT: Car Radio Bluetooth)

11.2.The Limit For Section 15.247(d)

Section 15.247(d): In any 100 kHz bandwidth outside the frequency band in which the spread spectrum or digitally modulated intentional radiator is operating, the radio frequency power that is produced by the intentional radiator shall be at least 20 dB below that in the 100 kHz bandwidth within the band that contains the highest level of the desired power, based on either an RF conducted or a radiated measurement, provided the transmitter demonstrates compliance with the peak conducted power limits. If the transmitter complies with the conducted power limits based on the use of RMS averaging over a time interval, as permitted under paragraph (b)(3) of this section, the attenuation required under this paragraph shall be 30 dB instead of 20 dB. Attenuation below the general limits specified in Section 15.209(a) is not required. In addition, radiated emissions which fall in the restricted bands, as defined in Section 15.205(a), must also comply with the radiated emission limits specified in Section 15.209(a).

11.3.Restricted bands of operation

11.3.1.FCC Part 15.205 Restricted bands of operation

(a) Except as shown in paragraph (d) of this section, Only spurious emissions are permitted in any of the frequency bands listed below:

MHz	MHz	MHz	GHz
0.090-0.110	16.42-16.423	399.9-410	4.5-5.15
¹ 0.495-0.505	16.69475-16.69525	608-614	5.35-5.46
2.1735-2.1905	16.80425-16.80475	960-1240	7.25-7.75
4.125-4.128	25.5-25.67	1300-1427	8.025-8.5
4.17725-4.17775	37.5-38.25	1435-1626.5	9.0-9.2
4.20725-4.20775	73-74.6	1645.5-1646.5	9.3-9.5
6.215-6.218	74.8-75.2	1660-1710	10.6-12.7
6.26775-6.26825	108-121.94	1718.8-1722.2	13.25-13.4
6.31175-6.31225	123-138	2200-2300	14.47-14.5
8.291-8.294	149.9-150.05	2310-2390	15.35-16.2
8.362-8.366	156.52475-156.52525	2483.5-2500	17.7-21.4
8.37625-8.38675	156.7-156.9	2690-2900	22.01-23.12
8.41425-8.41475	162.0125-167.17	3260-3267	23.6-24.0
12.29-12.293	167.72-173.2	3332-3339	31.2-31.8
12.51975-12.52025	240-285	3345.8-3358	36.43-36.5
12.57675-12.57725	322-335.4	3600-4400	(²)
13.36-13.41			

¹Until February 1, 1999, this restricted band shall be 0.490-0.510

²Above 38.6

(b) Except as provided in paragraphs (d) and (e), the field strength of emission appearing within these frequency bands shall not exceed the limits shown in Section 15.209. At frequencies equal to or less than 1000MHz, Compliance with the limits in Section 15.209 shall be demonstrated using measurement instrumentation employing a CISPR quasi-peak detector. Above 1000MHz, compliance with the emission limits in Section 15.209 shall be demonstrated based on the average value of the measured emissions. The provisions in Section 15.35 apply to these measurements.

11.4. Configuration of EUT on Measurement

The following equipment are installed on Radiated Emission Measurement to meet the commission requirements and operating regulations in a manner which tends to maximize its emission characteristics in normal application.

11.4.1. Car Radio Bluetooth (EUT)

Model Number : 87752824
 Serial Number : N/A
 Manufacturer : Shenzhen Waikin Electronic Co., Ltd.

11.5. Operating Condition of EUT

11.5.1. Setup the EUT and simulator as shown as Section 11.1.

11.5.2. Turn on the power of all equipment.

11.5.3. Let the EUT work in TX (Hopping off) modes measure it. The transmit frequency are 2402-2480MHz. We select 2402MHz, 2441MHz, 2480MHz TX frequency to transmit.

11.6. Test Procedure

The EUT and its simulators are placed on a turntable, which is 0.8 meter high above ground. The turntable can rotate 360 degrees to determine the position of the maximum emission level. EUT is set 3.0 meters away from the receiving antenna, which is mounted on an antenna tower. The antenna can be moved up and down between 1.0 meter and 4 meters to find out the maximum emission level. Broadband antenna (calibrated bilog antenna) is used as receiving antenna. Both horizontal and vertical polarizations of the antenna are set on measurement. In order to find the maximum emission levels, all of the interface cables must be manipulated according to ANSI C63.4: 2003 on radiated emission measurement. The EUT was tested in 3 orthogonal planes.

The bandwidth of test receiver (R&S ESI26) is set at 120kHz in 30-1000MHz. and set at 1MHz in above 1000MHz.

The frequency range from 30MHz to 25000MHz is checked.

The final measurement in band 9-90kHz, 110-490kHz and above 1000MHz is performed with Average detector. Except those frequency bands mention above, the final measurement for frequencies below 1000MHz is performed with Quasi Peak detector.

The field strength is calculated by adding the antenna factor, and cable loss, and subtracting the amplifier gain from the measured reading. The basic equation calculation is as follows:

Result = Reading + Corrected Factor

Where Corrected Factor = Antenna Factor + Cable Loss – Amplifier Gain

11.7. The Field Strength of Radiation Emission Measurement Results

PASS.

Date of Test:	June 21, 2010	Temperature:	25°C
EUT:	Car Radio Bluetooth	Humidity:	50%
Model No.:	87752824	Power Supply:	DC 12V
Test Mode:	TX (2402MHz)	Test Engineer:	Joe

For 30MHz-1000MHz

Corrected Factor = Antenna Factor + Cable Loss – Amplifier Gain

Frequency (MHz)	Reading (dBμV/m)	Factor Corr. (dB)	Result (dBμV/m)	Limit (dBμV/m)	Margin (dB)	Polarization
	QP		QP	QP	QP	
-	-	-	-	-	-	Vertical
-	-	-	-	-	-	Horizontal

For 1GHz-25GHz

Corrected Factor = Antenna Factor + Cable Loss – Amplifier Gain

Frequency (MHz)	Reading(dBμV/m)		Factor Corr. (dB)	Result(dBμV/m)		Limit(dBμV/m)		Margin(dBμV/m)		Polarization
	AV	PEAK		AV	PEAK	AV	PEAK	AV	PEAK	
2400.00	37.83	43.87	-7.46	30.37	36.41	54	74	-23.63	-37.59	Vertical
2402.010	102.37	108.40	-7.45	94.92	100.95	-	-	-	-	Vertical
*4804.016	49.12	55.15	-0.30	48.82	54.85	54	74	-5.18	-19.15	Vertical
2400.00	38.76	44.81	-7.46	31.30	37.35	54	74	-22.70	-36.65	Horizontal
2402.010	102.91	108.95	-7.45	95.46	101.50	-	-	-	-	Horizontal
*4804.016	49.64	55.65	-0.30	49.34	55.35	54	74	-4.66	-18.65	Horizontal

Note: 1. Emissions attenuated more than 20 dB below the permissible value are not reported.

2. *: Denotes restricted band of operation.

Date of Test:	June 21, 2010	Temperature:	25°C
EUT:	Car Radio Bluetooth	Humidity:	50%
Model No.:	87752824	Power Supply:	DC 12V
Test Mode:	TX (2441MHz)	Test Engineer:	Joe

For 30MHz-1000MHz

Corrected Factor = Antenna Factor + Cable Loss – Amplifier Gain

Frequency (MHz)	Reading (dBμV/m)	Factor Corr. (dB)	Result (dBμV/m)	Limit (dBμV/m)	Margin (dB)	Polarization
	QP		QP	QP	QP	
-	-	-	-	-	-	Vertical
-	-	-	-	-	-	Horizontal

For 1GHz-25GHz

Corrected Factor = Antenna Factor + Cable Loss – Amplifier Gain

Frequency (MHz)	Reading(dBμV/m)		Factor Corr. (dB)	Result(dBμV/m)		Limit(dBμV/m)		Margin(dBμV/m)		Polarization
	AV	PEAK		AV	PEAK	AV	PEAK	AV	PEAK	
2441.010	102.47	108.51	-7.35	95.12	101.16	-	-	-	-	Vertical
*4882.018	48.38	54.40	0.14	48.52	54.54	54	74	-5.48	-19.46	Vertical
2441.010	102.75	108.79	-7.35	95.40	101.44	-	-	-	-	Horizontal
*4882.018	49.04	55.08	0.14	49.18	55.22	54	74	-4.82	-18.78	Horizontal

Note: 1. Emissions attenuated more than 20 dB below the permissible value are not reported.**2. *: Denotes restricted band of operation.**

Date of Test:	June 21, 2010	Temperature:	25°C
EUT:	Car Radio Bluetooth	Humidity:	50%
Model No.:	87752824	Power Supply:	DC 12V
Test Mode:	TX (2480MHz)	Test Engineer:	Joe

For 30MHz-1000MHz

Corrected Factor = Antenna Factor + Cable Loss – Amplifier Gain

Frequency (MHz)	Reading (dBμV/m)	Factor Corr. (dB)	Result (dBμV/m)	Limit (dBμV/m)	Margin (dB)	Polarization
	QP		QP	QP	QP	
-	-	-	-	-	-	Vertical
-	-	-	-	-	-	Horizontal

For 1GHz-25GHz

Corrected Factor = Antenna Factor + Cable Loss – Amplifier Gain

Frequency (MHz)	Reading(dBμV/m)		Factor Corr. (dB)	Result(dBμV/m)		Limit(dBμV/m)		Margin(dBμV/m)		Polarization
	AV	PEAK		AV	PEAK	AV	PEAK	AV	PEAK	
2480.009	103.02	109.08	-7.37	95.65	101.71	-	-	-	-	Vertical
2483.500	37.79	43.82	-7.37	30.42	36.45	54	74	-23.58	-37.55	Vertical
4960.015	48.28	54.32	0.52	48.80	54.84	54	74	-5.20	-19.16	Vertical
2480.009	103.50	109.56	-7.37	96.13	102.19	-	-	-	-	Horizontal
2483.500	38.20	44.22	-7.37	30.83	36.85	54	74	-23.17	-37.15	Horizontal
4960.015	49.10	55.13	0.52	49.62	55.65	54	74	-4.38	-18.35	Horizontal

Note: 1. Emissions attenuated more than 20 dB below the permissible value are not reported.**2. *: Denotes restricted band of operation.**



ACCURATE TECHNOLOGY CO., LTD.

F1,Bldg,A,Changyuan New Material Port Keyuan Rd,
Science & Industry Park,Nanshan Shenzhen,P.R.China

Site: 966 chamber
Tel:+86-0755-26503290
Fax:+86-0755-26503396

Job No.: RTTE #5206

Standard: FCC Class B 3M Radiated

Test item: Radiation Test

Temp.(C)/Hum.(%) 25 C / 50 %

EUT: Car Radio Bluetooth

Mode: TX 2402MHz

Model: 87752824

Manufacturer: Shenzhen Waikin Electronic Co., Ltd.

Polarization: Horizontal

Power Source: DC 12V

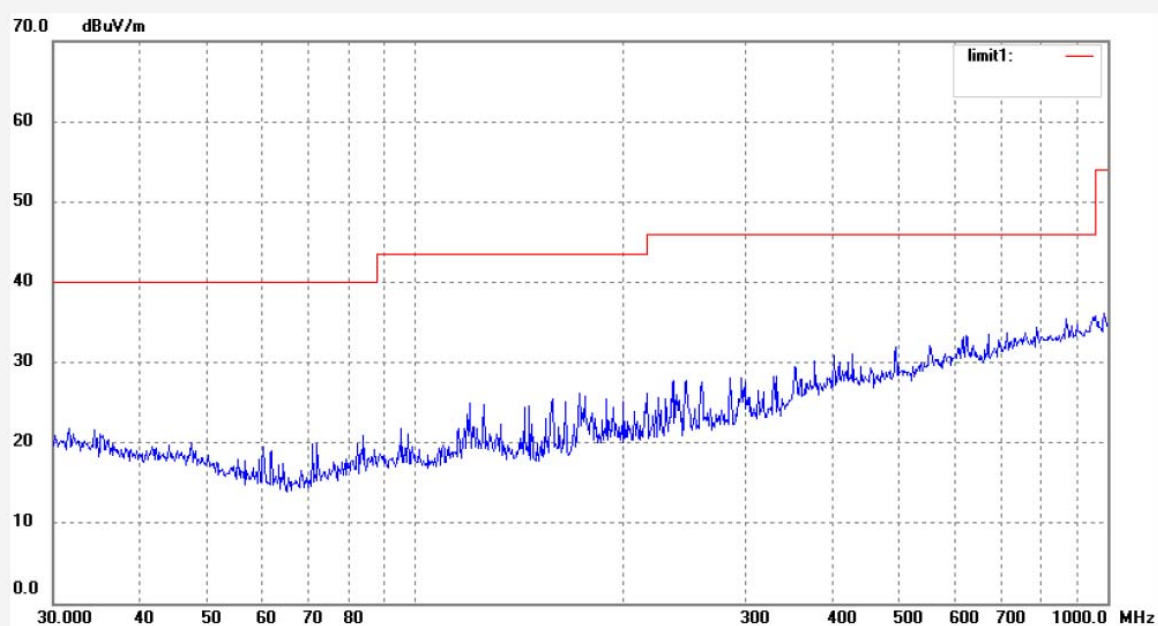
Date: 2010/06/21

Time: 9:06:19

Engineer Signature: Joe

Distance: 3m

Note: Sample No.:101459 Report No.:ATE20101270



No.	Freq. (MHz)	Reading (dBuV/m)	Factor (dB)	Result (dBuV/m)	Limit (dBuV/m)	Margin (dB)	Detector	Height (cm)	Degree (deg.)	Remark
-----	----------------	---------------------	----------------	--------------------	-------------------	----------------	----------	----------------	------------------	--------


ACCURATE TECHNOLOGY CO., LTD.

F1,Bldg,A,Changyuan New Material Port Keyuan Rd,
Science & Industry Park,Nanshan Shenzhen,P.R.China

Site: 966 chamber
Tel:+86-0755-26503290
Fax:+86-0755-26503396

Job No.: RTTE #5207

Standard: FCC Class B 3M Radiated

Test item: Radiation Test

Temp.(C)/Hum.(%) 25 C / 50 %

EUT: Car Radio Bluetooth

Mode: TX 2402MHz

Model: 87752824

Manufacturer: Shenzhen Waikin Electronic Co., Ltd.

Polarization: Vertical

Power Source: DC 12V

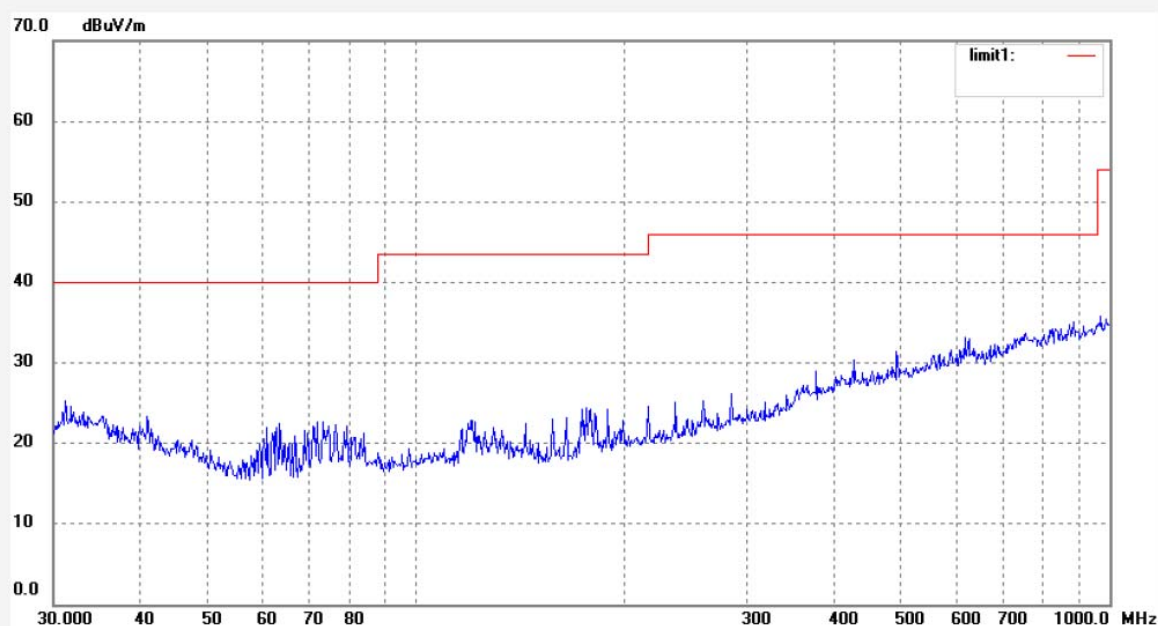
Date: 2010/06/21

Time: 9:09:52

Engineer Signature: Joe

Distance: 3m

Note: Sample No.:101459 Report No.:ATE20101270



No.	Freq. (MHz)	Reading (dBuV/m)	Factor (dB)	Result (dBuV/m)	Limit (dBuV/m)	Margin (dB)	Detector	Height (cm)	Degree (deg.)	Remark
-----	----------------	---------------------	----------------	--------------------	-------------------	----------------	----------	----------------	------------------	--------



ACCURATE TECHNOLOGY CO., LTD.

F1,Bldg,A,Changyuan New Material Port Keyuan Rd,
Science & Industry Park,Nanshan Shenzhen,P.R.China

Site: 966 chamber
Tel:+86-0755-26503290
Fax:+86-0755-26503396

Job No.: RTTE #5214

Standard: FCC Class B 3M Radiated

Test item: Radiation Test

Temp.(C)/Hum.(%) 25 C / 50 %

EUT: Car Radio Bluetooth

Mode: TX 2402MHz

Model: 87752824

Manufacturer: Shenzhen Waikin Electronic Co., Ltd.

Polarization: Horizontal

Power Source: DC 12V

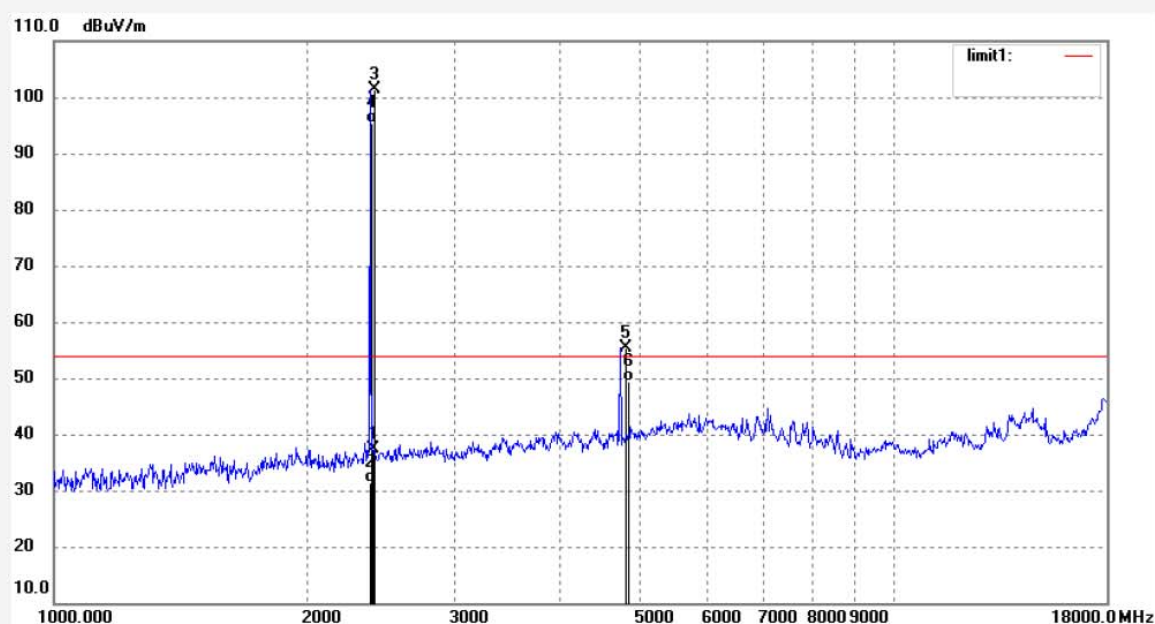
Date: 2010/06/21

Time: 9:37:25

Engineer Signature: Joe

Distance: 3m

Note: Sample No.:101459 Report No.:ATE20101270



No.	Freq. (MHz)	Reading (dBuV/m)	Factor (dB)	Result (dBuV/m)	Limit (dBuV/m)	Margin (dB)	Detector	Height (cm)	Degree (deg.)	Remark
1	2400.000	44.81	-7.46	37.35	74.00	-36.65	peak			
2	2400.000	38.76	-7.46	31.30	54.00	-22.70	AVG			
3	2402.010	108.95	-7.45	101.50	-	-	peak			
4	2402.010	102.91	-7.45	95.46	-	-	AVG			
5	4804.016	55.65	-0.30	55.35	74.00	-18.65	peak			
6	4804.016	49.64	-0.30	49.34	54.00	-4.66	AVG			



ACCURATE TECHNOLOGY CO., LTD.

F1,Bldg,A,Changyuan New Material Port Keyuan Rd,
Science & Industry Park,Nanshan Shenzhen,P.R.China

Site: 966 chamber
Tel:+86-0755-26503290
Fax:+86-0755-26503396

Job No.: RTTE #5215

Standard: FCC Class B 3M Radiated

Test item: Radiation Test

Temp.(C)/Hum.(%) 25 C / 50 %

EUT: Car Radio Bluetooth

Mode: TX 2402MHz

Model: 87752824

Manufacturer: Shenzhen Waikin Electronic Co., Ltd.

Polarization: Vertical

Power Source: DC 12V

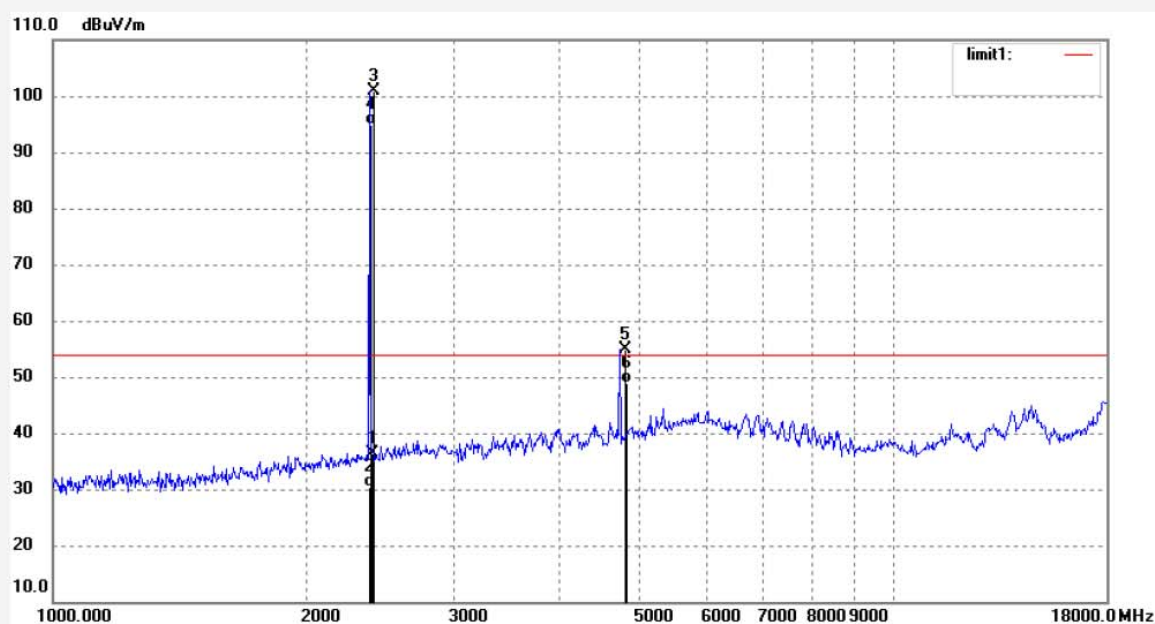
Date: 2010/06/21

Time: 9:41:36

Engineer Signature: Joe

Distance: 3m

Note: Sample No.:101459 Report No.:ATE20101270



No.	Freq. (MHz)	Reading (dBuV/m)	Factor (dB)	Result (dBuV/m)	Limit (dBuV/m)	Margin (dB)	Detector	Height (cm)	Degree (deg.)	Remark
1	2400.000	43.87	-7.46	36.41	74.00	-37.59	peak			
2	2400.000	37.83	-7.46	30.37	54.00	-23.63	AVG			
3	2402.010	108.40	-7.45	100.95	-	-	peak			
4	2402.010	102.37	-7.45	94.92	-	-	AVG			
5	4804.016	55.15	-0.30	54.85	74.00	-19.15	peak			
6	4804.016	49.12	-0.30	48.82	54.00	-5.18	AVG			


ACCURATE TECHNOLOGY CO., LTD.

F1,Bldg,A,Changyuan New Material Port Keyuan Rd,
Science & Industry Park,Nanshan Shenzhen,P.R.China

Site: 966 chamber
Tel:+86-0755-26503290
Fax:+86-0755-26503396

Job No.: RTTE #5220

Standard: FCC Class B 3M Radiated

Test item: Radiation Test

Temp.(C)/Hum.(%) 25 C / 50 %

EUT: Car Radio Bluetooth

Mode: TX 2402MHz

Model: 87752824

Manufacturer: Shenzhen Waikin Electronic Co., Ltd.

Polarization: Horizontal

Power Source: DC 12V

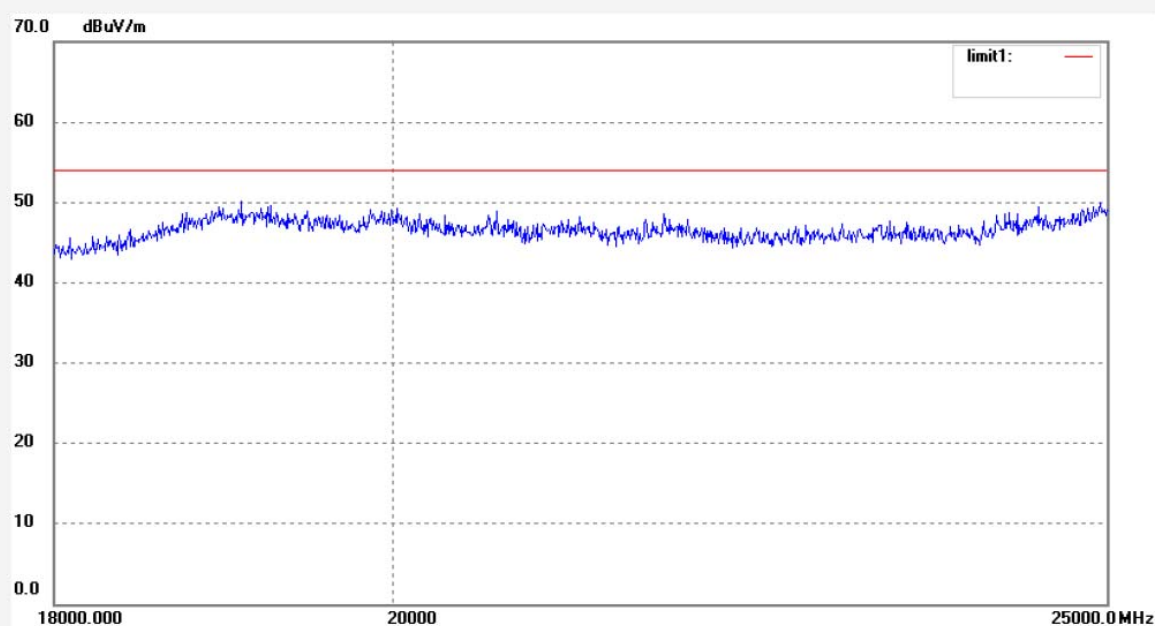
Date: 2010/06/21

Time: 10:06:38

Engineer Signature: Joe

Distance: 3m

Note: Sample No.:101459 Report No.:ATE20101270



No.	Freq. (MHz)	Reading (dBuV/m)	Factor (dB)	Result (dBuV/m)	Limit (dBuV/m)	Margin (dB)	Detector	Height (cm)	Degree (deg.)	Remark
-----	----------------	---------------------	----------------	--------------------	-------------------	----------------	----------	----------------	------------------	--------


ACCURATE TECHNOLOGY CO., LTD.

F1,Bldg,A,Changyuan New Material Port Keyuan Rd,
Science & Industry Park,Nanshan Shenzhen,P.R.China

Site: 966 chamber
Tel:+86-0755-26503290
Fax:+86-0755-26503396

Job No.: RTTE #5221

Standard: FCC Class B 3M Radiated

Test item: Radiation Test

Temp.(C)/Hum.(%) 25 C / 50 %

EUT: Car Radio Bluetooth

Mode: TX 2402MHz

Model: 87752824

Manufacturer: Shenzhen Waikin Electronic Co., Ltd.

Polarization: Vertical

Power Source: DC 12V

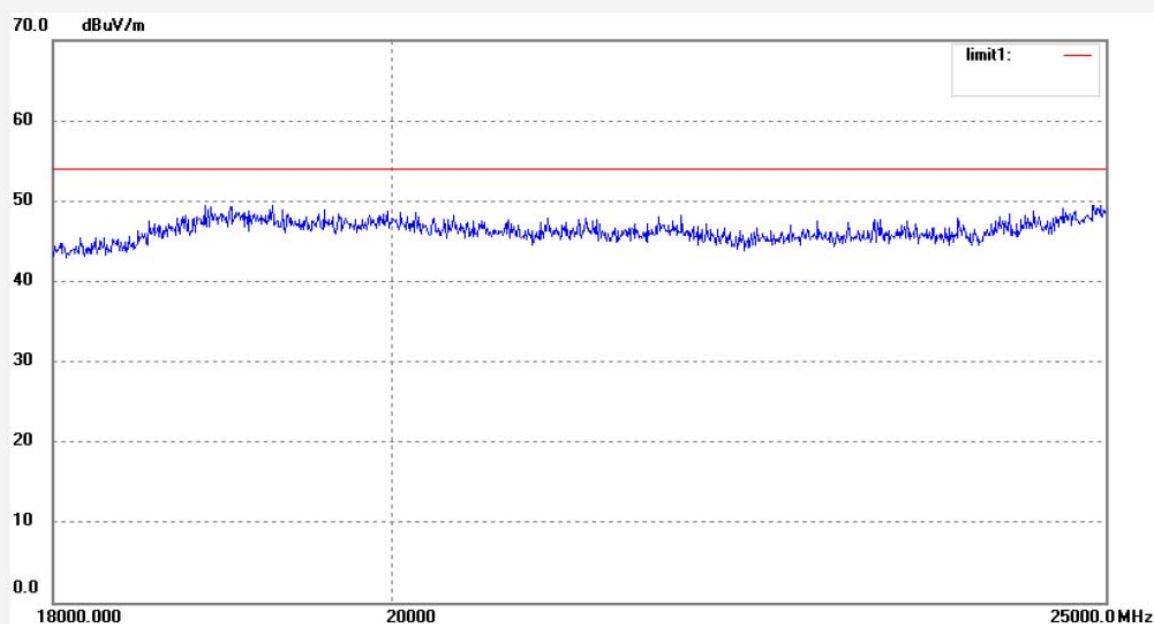
Date: 2010/06/21

Time: 10:10:42

Engineer Signature: Joe

Distance: 3m

Note: Sample No.:101459 Report No.:ATE20101270



No.	Freq. (MHz)	Reading (dBuV/m)	Factor (dB)	Result (dBuV/m)	Limit (dBuV/m)	Margin (dB)	Detector	Height (cm)	Degree (deg.)	Remark
-----	----------------	---------------------	----------------	--------------------	-------------------	----------------	----------	----------------	------------------	--------


ACCURATE TECHNOLOGY CO., LTD.

F1,Bldg,A,Changyuan New Material Port Keyuan Rd,
Science & Industry Park,Nanshan Shenzhen,P.R.China

Site: 966 chamber
Tel:+86-0755-26503290
Fax:+86-0755-26503396

Job No.: RTTE #5209

Standard: FCC Class B 3M Radiated

Test item: Radiation Test

Temp.(C)/Hum.(%) 25 C / 50 %

EUT: Car Radio Bluetooth

Mode: TX 2441MHz

Model: 87752824

Manufacturer: Shenzhen Waikin Electronic Co., Ltd.

Polarization: Horizontal

Power Source: DC 12V

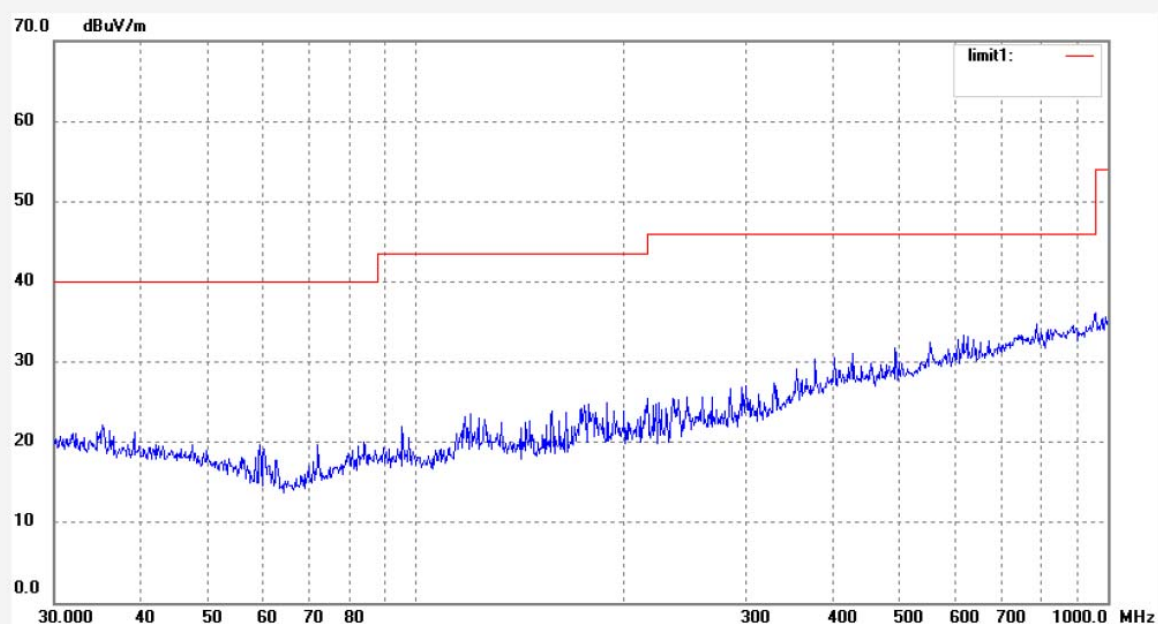
Date: 2010/06/21

Time: 9:17:59

Engineer Signature: Joe

Distance: 3m

Note: Sample No.:101459 Report No.:ATE20101270



No.	Freq. (MHz)	Reading (dBuV/m)	Factor (dB)	Result (dBuV/m)	Limit (dBuV/m)	Margin (dB)	Detector	Height (cm)	Degree (deg.)	Remark
-----	----------------	---------------------	----------------	--------------------	-------------------	----------------	----------	----------------	------------------	--------


ACCURATE TECHNOLOGY CO., LTD.

F1,Bldg,A,Changyuan New Material Port Keyuan Rd,
Science & Industry Park,Nanshan Shenzhen,P.R.China

Site: 966 chamber
Tel:+86-0755-26503290
Fax:+86-0755-26503396

Job No.: RTTE #5208

Standard: FCC Class B 3M Radiated

Test item: Radiation Test

Temp.(C)/Hum.(%) 25 C / 50 %

EUT: Car Radio Bluetooth

Mode: TX 2441MHz

Model: 87752824

Manufacturer: Shenzhen Waikin Electronic Co., Ltd.

Polarization: Vertical

Power Source: DC 12V

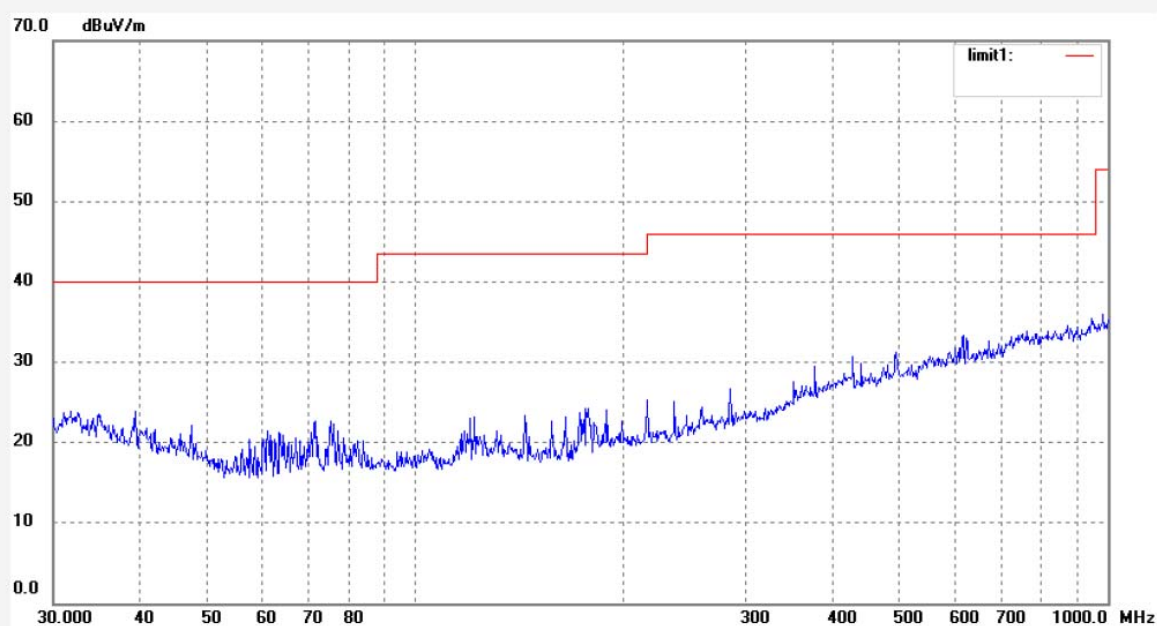
Date: 2010/06/21

Time: 9:14:26

Engineer Signature: Joe

Distance: 3m

Note: Sample No.:101459 Report No.:ATE20101270



No.	Freq. (MHz)	Reading (dBuV/m)	Factor (dB)	Result (dBuV/m)	Limit (dBuV/m)	Margin (dB)	Detector	Height (cm)	Degree (deg.)	Remark
-----	----------------	---------------------	----------------	--------------------	-------------------	----------------	----------	----------------	------------------	--------



ACCURATE TECHNOLOGY CO., LTD.

F1,Bldg,A,Changyuan New Material Port Keyuan Rd,
Science & Industry Park,Nanshan Shenzhen,P.R.China

Site: 966 chamber
Tel:+86-0755-26503290
Fax:+86-0755-26503396

Job No.: RTTE #5217

Standard: FCC Class B 3M Radiated

Test item: Radiation Test

Temp.(C)/Hum.(%) 25 C / 50 %

EUT: Car Radio Bluetooth

Mode: TX 2441MHz

Model: 87752824

Manufacturer: Shenzhen Waikin Electronic Co., Ltd.

Polarization: Horizontal

Power Source: DC 12V

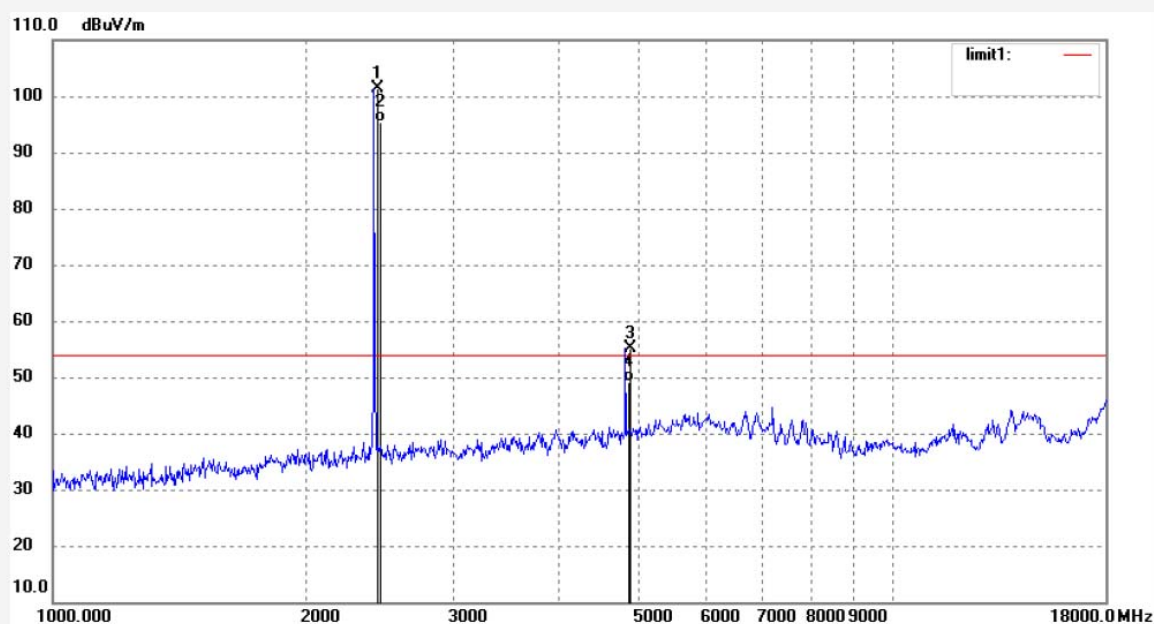
Date: 2010/06/21

Time: 9:50:20

Engineer Signature: Joe

Distance: 3m

Note: Sample No.:101459 Report No.:ATE20101270



No.	Freq. (MHz)	Reading (dBuV/m)	Factor (dB)	Result (dBuV/m)	Limit (dBuV/m)	Margin (dB)	Detector	Height (cm)	Degree (deg.)	Remark
1	2441.010	108.79	-7.35	101.44	-	-	peak			
2	2441.010	102.75	-7.35	95.40	-	-	AVG			
3	4882.018	55.08	0.14	55.22	74.00	-18.78	peak			
4	4882.018	49.04	0.14	49.18	54.00	-4.82	AVG			



ACCURATE TECHNOLOGY CO., LTD.

F1,Bldg,A,Changyuan New Material Port Keyuan Rd,
Science & Industry Park,Nanshan Shenzhen,P.R.China

Site: 966 chamber
Tel:+86-0755-26503290
Fax:+86-0755-26503396

Job No.: RTTE #5216

Standard: FCC Class B 3M Radiated

Test item: Radiation Test

Temp.(C)/Hum.(%) 25 C / 50 %

EUT: Car Radio Bluetooth

Mode: TX 2441MHz

Model: 87752824

Manufacturer: Shenzhen Waikin Electronic Co., Ltd.

Polarization: Vertical

Power Source: DC 12V

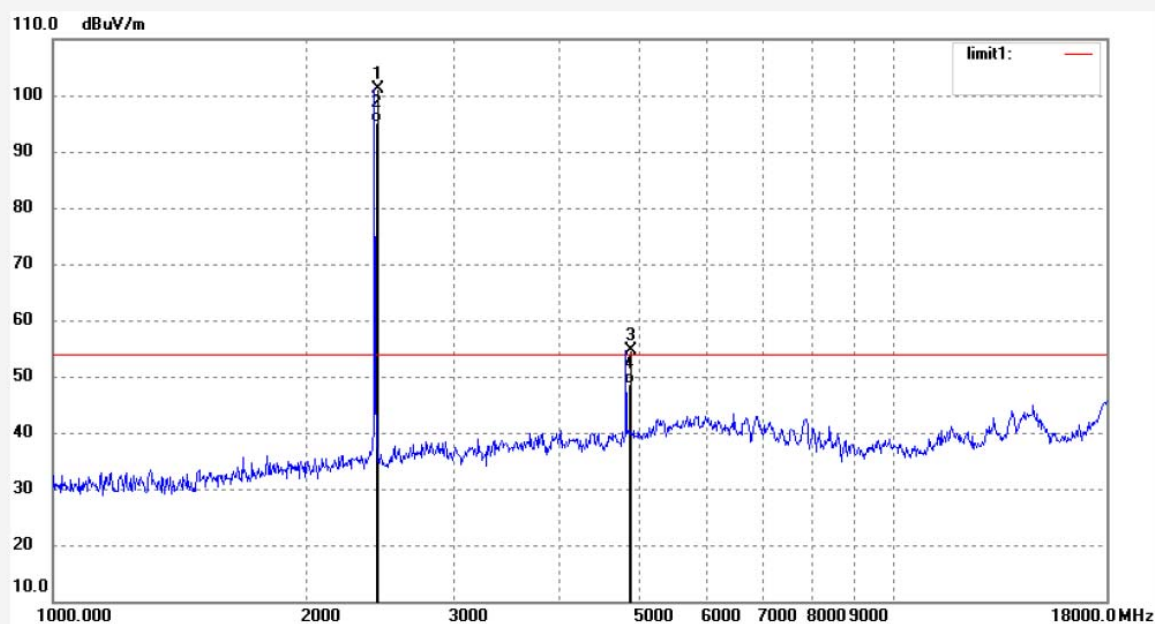
Date: 2010/06/21

Time: 9:46:11

Engineer Signature: Joe

Distance: 3m

Note: Sample No.:101459 Report No.:ATE20101270



No.	Freq. (MHz)	Reading (dBuV/m)	Factor (dB)	Result (dBuV/m)	Limit (dBuV/m)	Margin (dB)	Detector	Height (cm)	Degree (deg.)	Remark
1	2441.010	108.51	-7.35	101.16	-	-	peak			
2	2441.010	102.47	-7.35	95.12	-	-	AVG			
3	4882.018	54.40	0.14	54.54	74.00	-19.46	peak			
4	4882.018	48.38	0.14	48.52	54.00	-5.48	AVG			

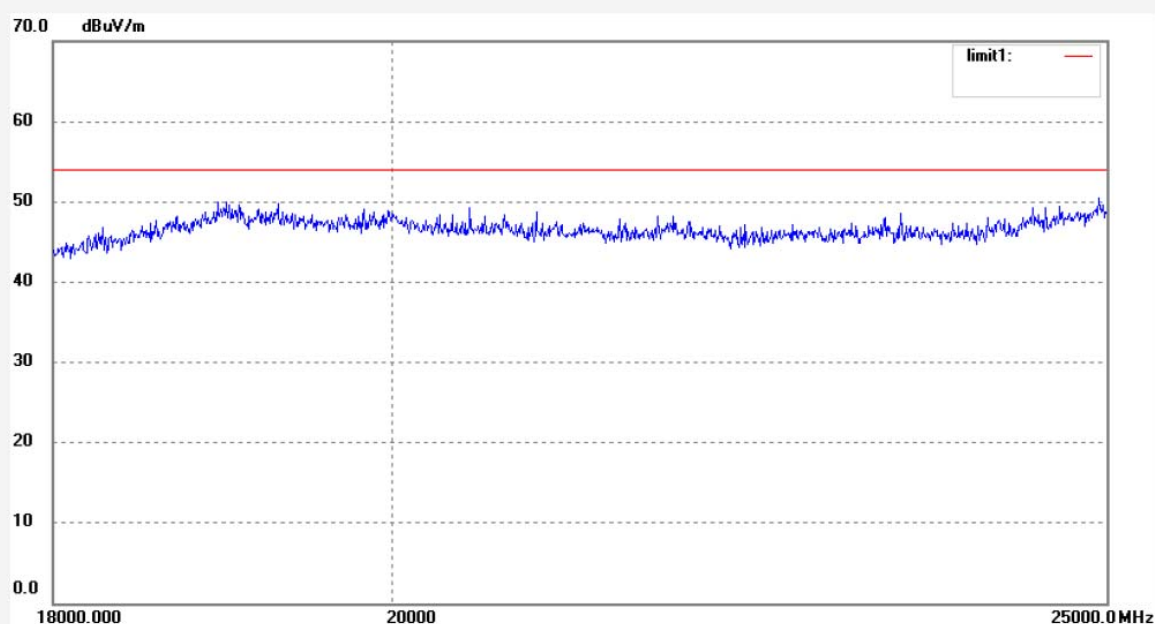

ACCURATE TECHNOLOGY CO., LTD.

 F1,Bldg,A,Changyuan New Material Port Keyuan Rd,
 Science & Industry Park,Nanshan Shenzhen,P.R.China

 Site: 966 chamber
 Tel:+86-0755-26503290
 Fax:+86-0755-26503396

Job No.: RTTE #5223	Polarization: Horizontal
Standard: FCC Class B 3M Radiated	Power Source: DC 12V
Test item: Radiation Test	Date: 2010/06/21
Temp.(C)/Hum.(%) 25 C / 50 %	Time: 10:19:33
EUT: Car Radio Bluetooth	Engineer Signature: Joe
Mode: TX 2441MHz	Distance: 3m
Model: 87752824	
Manufacturer: Shenzhen Waikin Electronic Co., Ltd.	

Note: Sample No.:101459 Report No.:ATE20101270



No.	Freq. (MHz)	Reading (dBuV/m)	Factor (dB)	Result (dBuV/m)	Limit (dBuV/m)	Margin (dB)	Detector	Height (cm)	Degree (deg.)	Remark
-----	----------------	---------------------	----------------	--------------------	-------------------	----------------	----------	----------------	------------------	--------


ACCURATE TECHNOLOGY CO., LTD.

F1,Bldg,A,Changyuan New Material Port Keyuan Rd,
Science & Industry Park,Nanshan Shenzhen,P.R.China

Site: 966 chamber
Tel:+86-0755-26503290
Fax:+86-0755-26503396

Job No.: RTTE #5222

Standard: FCC Class B 3M Radiated

Test item: Radiation Test

Temp.(C)/Hum.(%) 25 C / 50 %

EUT: Car Radio Bluetooth

Mode: TX 2441MHz

Model: 87752824

Manufacturer: Shenzhen Waikin Electronic Co., Ltd.

Polarization: Vertical

Power Source: DC 12V

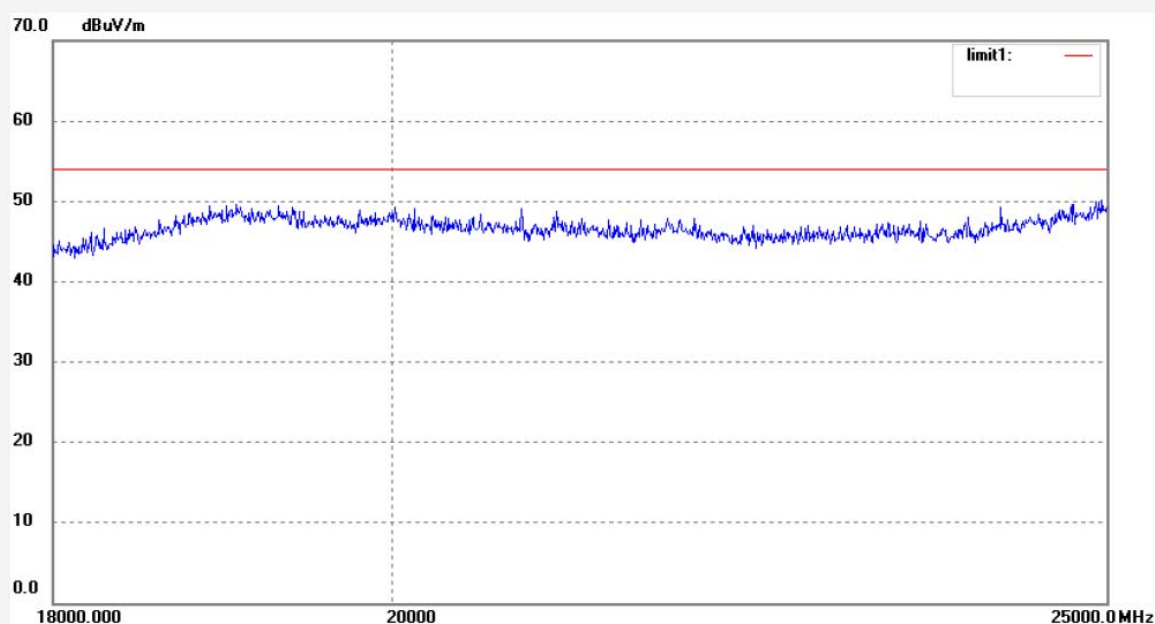
Date: 2010/06/21

Time: 10:15:30

Engineer Signature: Joe

Distance: 3m

Note: Sample No.:101459 Report No.:ATE20101270



No.	Freq. (MHz)	Reading (dBuV/m)	Factor (dB)	Result (dBuV/m)	Limit (dBuV/m)	Margin (dB)	Detector	Height (cm)	Degree (deg.)	Remark
-----	----------------	---------------------	----------------	--------------------	-------------------	----------------	----------	----------------	------------------	--------


ACCURATE TECHNOLOGY CO., LTD.

F1,Bldg,A,Changyuan New Material Port Keyuan Rd,
Science & Industry Park,Nanshan Shenzhen,P.R.China

Site: 966 chamber
Tel:+86-0755-26503290
Fax:+86-0755-26503396

Job No.: RTTE #5210

Standard: FCC Class B 3M Radiated

Test item: Radiation Test

Temp.(C)/Hum.(%) 25 C / 50 %

EUT: Car Radio Bluetooth

Mode: TX 2480MHz

Model: 87752824

Manufacturer: Shenzhen Waikin Electronic Co., Ltd.

Polarization: Horizontal

Power Source: DC 12V

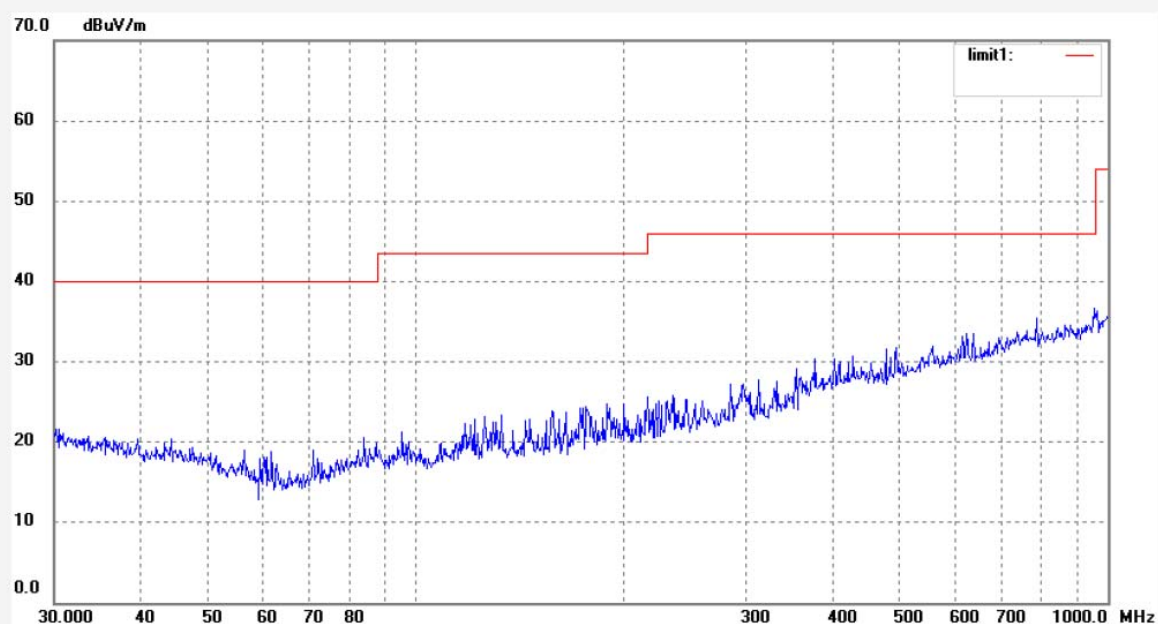
Date: 2010/06/21

Time: 9:22:30

Engineer Signature: Joe

Distance: 3m

Note: Sample No.:101459 Report No.:ATE20101270



No.	Freq. (MHz)	Reading (dBuV/m)	Factor (dB)	Result (dBuV/m)	Limit (dBuV/m)	Margin (dB)	Detector	Height (cm)	Degree (deg.)	Remark
-----	----------------	---------------------	----------------	--------------------	-------------------	----------------	----------	----------------	------------------	--------


ACCURATE TECHNOLOGY CO., LTD.

 F1,Bldg,A,Changyuan New Material Port Keyuan Rd,
 Science & Industry Park,Nanshan Shenzhen,P.R.China

 Site: 966 chamber
 Tel:+86-0755-26503290
 Fax:+86-0755-26503396

Job No.: RTTE #5211

Standard: FCC Class B 3M Radiated

Test item: Radiation Test

Temp.(C)/Hum.(%) 25 C / 50 %

EUT: Car Radio Bluetooth

Mode: TX 2480MHz

Model: 87752824

Manufacturer: Shenzhen Waikin Electronic Co., Ltd.

Polarization: Vertical

Power Source: DC 12V

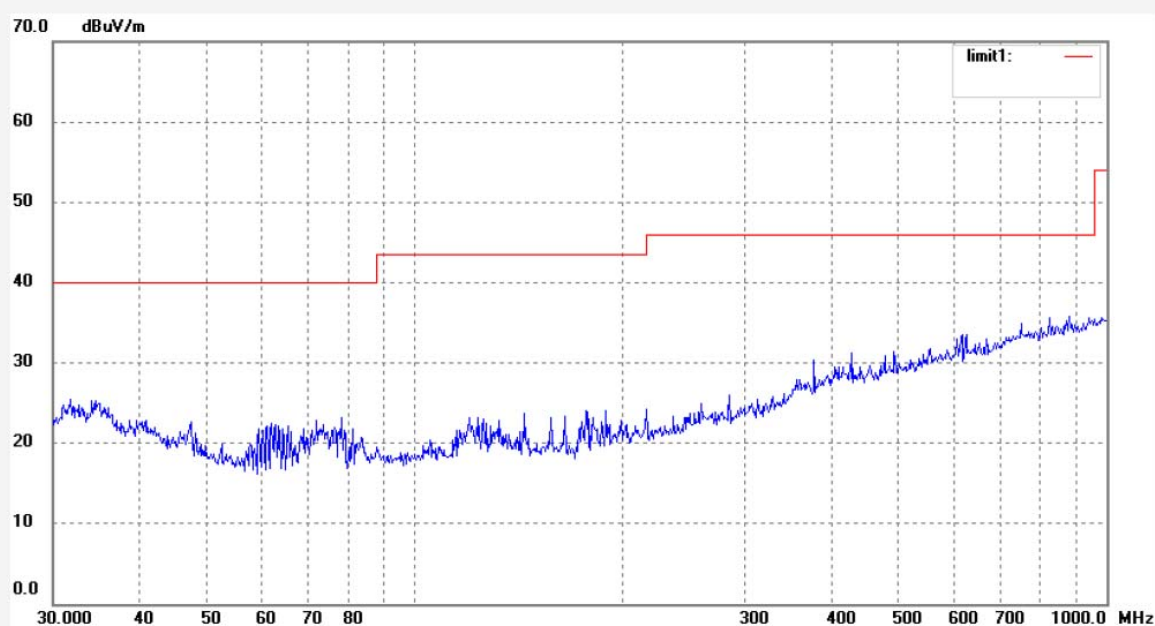
Date: 2010/06/21

Time: 9:26:04

Engineer Signature: Joe

Distance: 3m

Note: Sample No.:101459 Report No.:ATE20101270



No.	Freq. (MHz)	Reading (dBuV/m)	Factor (dB)	Result (dBuV/m)	Limit (dBuV/m)	Margin (dB)	Detector	Height (cm)	Degree (deg.)	Remark
-----	----------------	---------------------	----------------	--------------------	-------------------	----------------	----------	----------------	------------------	--------



ACCURATE TECHNOLOGY CO., LTD.

F1,Bldg,A,Changyuan New Material Port Keyuan Rd,
Science & Industry Park,Nanshan Shenzhen,P.R.China

Site: 966 chamber
Tel:+86-0755-26503290
Fax:+86-0755-26503396

Job No.: RTTE #5218

Standard: FCC Class B 3M Radiated

Test item: Radiation Test

Temp.(C)/Hum.(%) 25 C / 50 %

EUT: Car Radio Bluetooth

Mode: TX 2480MHz

Model: 87752824

Manufacturer: Shenzhen Waikin Electronic Co., Ltd.

Polarization: Horizontal

Power Source: DC 12V

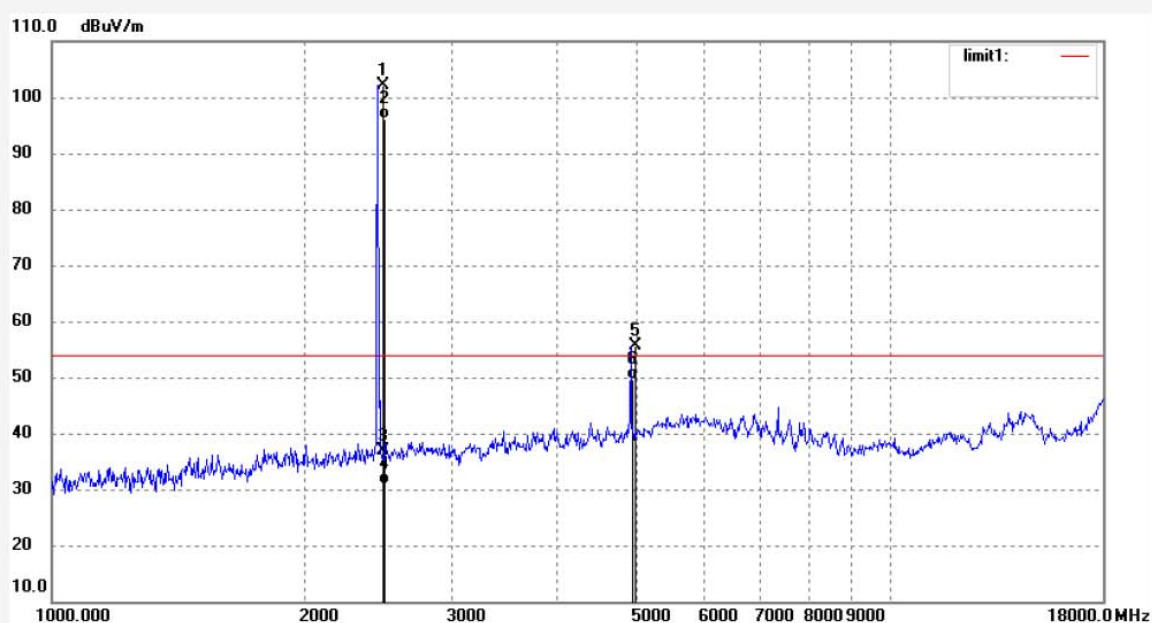
Date: 2010/06/21

Time: 9:54:58

Engineer Signature: Joe

Distance: 3m

Note: Sample No.:101459 Report No.:ATE20101270



No.	Freq. (MHz)	Reading (dBuV/m)	Factor (dB)	Result (dBuV/m)	Limit (dBuV/m)	Margin (dB)	Detector	Height (cm)	Degree (deg.)	Remark
1	2480.009	109.56	-7.37	102.19	-	-	peak			
2	2480.009	103.50	-7.37	96.13	-	-	AVG			
3	2483.500	44.22	-7.37	36.85	74.00	-37.15	peak			
4	2483.500	38.20	-7.37	30.83	54.00	-23.17	AVG			
5	4960.015	55.13	0.52	55.65	74.00	-18.35	peak			
6	4960.015	49.10	0.52	49.62	54.00	-4.38	AVG			



ACCURATE TECHNOLOGY CO., LTD.

F1,Bldg,A,Changyuan New Material Port Keyuan Rd,
Science & Industry Park,Nanshan Shenzhen,P.R.China

Site: 966 chamber
Tel:+86-0755-26503290
Fax:+86-0755-26503396

Job No.: RTTE #5219

Standard: FCC Class B 3M Radiated

Test item: Radiation Test

Temp.(C)/Hum.(%) 25 C / 50 %

EUT: Car Radio Bluetooth

Mode: TX 2480MHz

Model: 87752824

Manufacturer: Shenzhen Waikin Electronic Co., Ltd.

Polarization: Vertical

Power Source: DC 12V

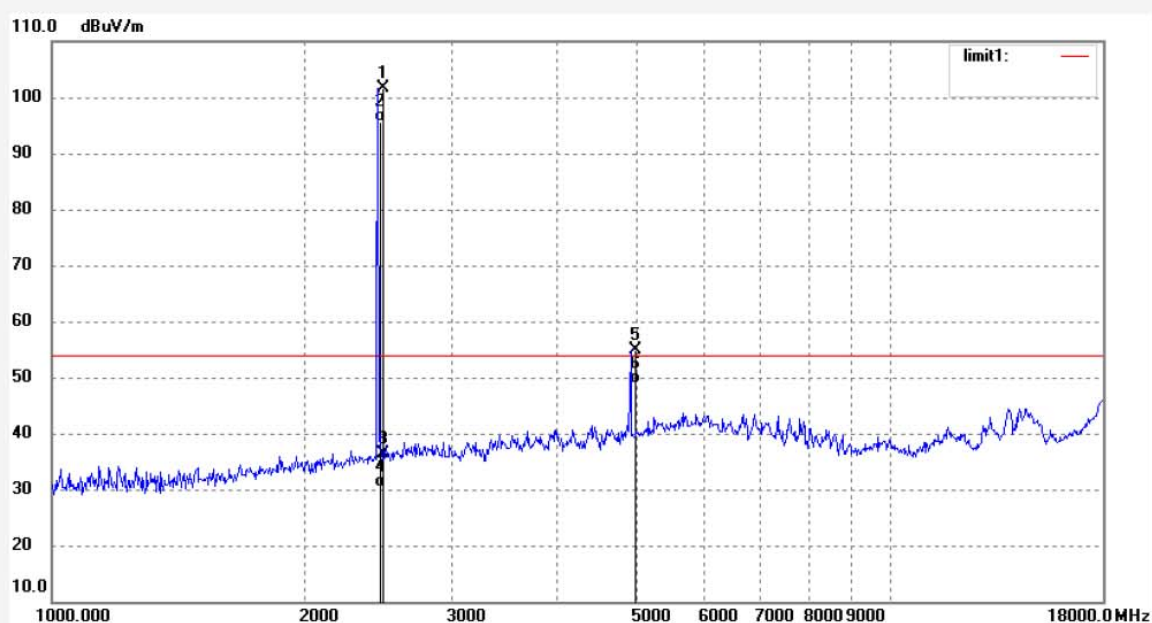
Date: 2010/06/21

Time: 9:59:07

Engineer Signature: Joe

Distance: 3m

Note: Sample No.:101459 Report No.:ATE20101270



No.	Freq. (MHz)	Reading (dBuV/m)	Factor (dB)	Result (dBuV/m)	Limit (dBuV/m)	Margin (dB)	Detector	Height (cm)	Degree (deg.)	Remark
1	2480.009	109.08	-7.37	101.71	-	-	peak			
2	2480.009	103.02	-7.37	95.65	-	-	AVG			
3	2483.500	43.82	-7.37	36.45	74.00	-37.55	peak			
4	2483.500	37.79	-7.37	30.42	54.00	-23.58	AVG			
5	4960.015	54.32	0.52	54.84	74.00	-19.16	peak			
6	4960.015	48.28	0.52	48.80	54.00	-5.20	AVG			



ACCURATE TECHNOLOGY CO., LTD.

F1,Bldg,A,Changyuan New Material Port Keyuan Rd,
Science & Industry Park,Nanshan Shenzhen,P.R.China

Site: 966 chamber
Tel:+86-0755-26503290
Fax:+86-0755-26503396

Job No.: RTTE #5224

Standard: FCC Class B 3M Radiated

Test item: Radiation Test

Temp.(C)/Hum.(%) 25 C / 50 %

EUT: Car Radio Bluetooth

Mode: TX 2480MHz

Model: 87752824

Manufacturer: Shenzhen Waikin Electronic Co., Ltd.

Polarization: Horizontal

Power Source: DC 12V

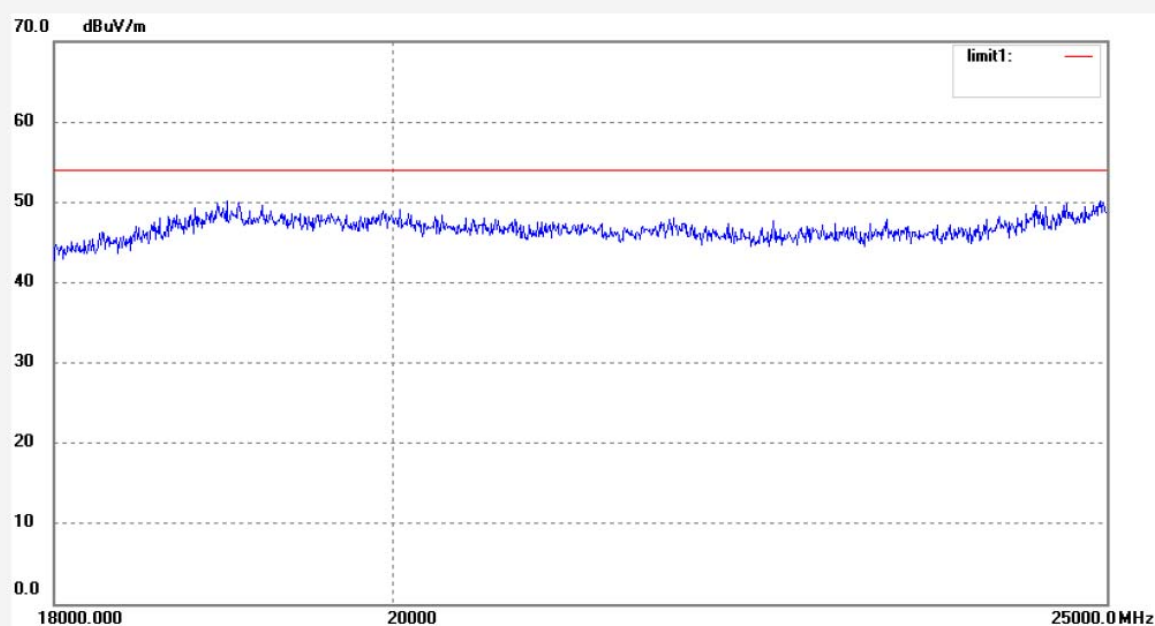
Date: 2010/06/21

Time: 10:24:19

Engineer Signature: Joe

Distance: 3m

Note: Sample No.:101459 Report No.:ATE20101270



No.	Freq. (MHz)	Reading (dBuV/m)	Factor (dB)	Result (dBuV/m)	Limit (dBuV/m)	Margin (dB)	Detector	Height (cm)	Degree (deg.)	Remark
-----	----------------	---------------------	----------------	--------------------	-------------------	----------------	----------	----------------	------------------	--------


ACCURATE TECHNOLOGY CO., LTD.

F1,Bldg,A,Changyuan New Material Port Keyuan Rd,
Science & Industry Park,Nanshan Shenzhen,P.R.China

Site: 966 chamber
Tel:+86-0755-26503290
Fax:+86-0755-26503396

Job No.: RTTE #5225

Standard: FCC Class B 3M Radiated

Test item: Radiation Test

Temp.(C)/Hum.(%) 25 C / 50 %

EUT: Car Radio Bluetooth

Mode: TX 2480MHz

Model: 87752824

Manufacturer: Shenzhen Waikin Electronic Co., Ltd.

Polarization: Vertical

Power Source: DC 12V

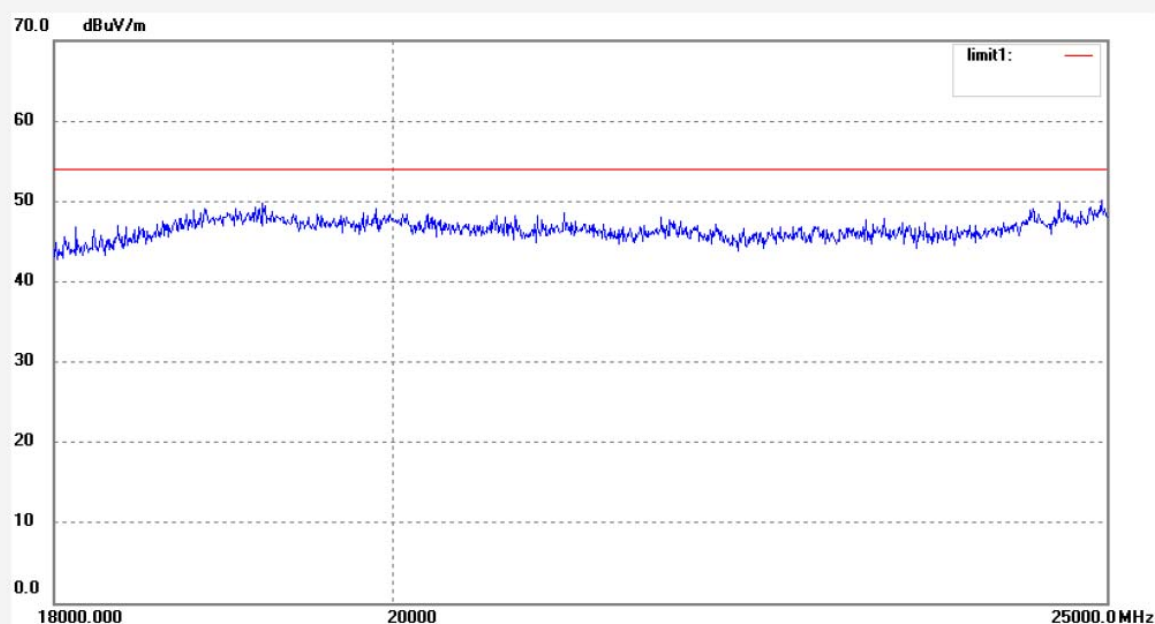
Date: 2010/06/21

Time: 10:28:25

Engineer Signature: Joe

Distance: 3m

Note: Sample No.:101459 Report No.:ATE20101270



No.	Freq. (MHz)	Reading (dBuV/m)	Factor (dB)	Result (dBuV/m)	Limit (dBuV/m)	Margin (dB)	Detector	Height (cm)	Degree (deg.)	Remark
-----	----------------	---------------------	----------------	--------------------	-------------------	----------------	----------	----------------	------------------	--------

12.ANTENNA REQUIREMENT

12.1.The Requirement

According to Section 15.203, an intentional radiator shall be designed to ensure that no antenna other than that furnished by the responsible party shall be used with the device.

12.2.Antenna Construction

Device is equipped with unique antenna connector. Therefore, the equipment complies with the antenna requirement of Section 15.203.

