



Test setup for CONDUCTED POWER / SPURIOUS EMISSIONS



Antenna Port Conducted Measurement Setup
(EUT removed from case for port access)

at0


Test setup for RADIATED SPURIOUS EMISSIONS



EUT Upright (On Bottom)



EUT On Side



EUT on Back (Flat)

Figure 1 Test Setup for Conducted Emissions

