


Conducted Antenna Port Measurements




Radiated Emissions Below 30MHz




Radiated Emissions 30MHz – 1GHz





Radiated Emissions Above 1GHz



Radiated Emissions Above 1GHz (Back Side)





Conducted Emissions (Front)



