

## Annex D

1-7849/19-01-01\_AnnexD

Setup photos of the Equipment Under Test

---

This addendum is electronically signed and valid without handwritten signature.  
For verification of the electronic signatures, the public keys can be requested at the testing laboratory.

Document authorized:

---

---

**Mihail Dorongovskij**  
Lab Manager  
Radio Communications & EMC

## Photos




Photo 1: EUT at the anechoic chamber



Photo 2: EUT at the anechoic chamber



Photo 3: EUT at the anechoic chamber



Photo 4: EUT at the anechoic chamber




Photo 5: EUT at the anechoic chamber



Photo 6: EUT at the anechoic chamber



Photo 7: EUT at the anechoic chamber




Photo 8: EUT at the anechoic chamber, loop antenna test setup



Photo 9: EUT at the anechoic chamber, loop antenna test setup




Photo 10: EUT at the anechoic chamber, loop antenna test setup




Photo 11: EUT at the anechoic chamber, loop antenna test setup



Photo 12: EUT at the anechoic chamber, loop antenna test setup




Photo 13: EUT at the anechoic chamber, loop antenna test setup




Photo 14: EUT at the semi-anechoic chamber





Photo 15: AC conducted emission test setup

## Document history

Version	Applied changes	Date of release
	initial release	2019-04-08

---

- END OF DOCUMENT -

---