

**FCC PART 15 SUBPART C TEST REPORT**

**for**

**Wireless Access Point**

**Model No.: WEJ-N300-A**

**FCC ID: YEI-N305213A**

**of**

Applicant: Equaline Corporation

Address: 2F, 16, Fu-Hua Road, Shih-Lin, Taipei, Taiwan

Tested and Prepared

by

**Worldwide Testing Services (Taiwan) Co., Ltd.**

**FCC Registration No.: 930600**

**Industry Canada filed test laboratory Reg. No. IC 5679A-1**

**A2LA Accredited No.: 2732.01**



**Report No.: W6M21301-12981-C-1**

6F, NO. 58, LANE 188, RUEY-KUANG RD., NEIHU TAIPEI 114, TAIWAN, R.O.C.  
TEL: 886-2-66068877 FAX: 886-2-66068879 E-mail: [wtst@wtst-lab.com](mailto:wtst@wtst-lab.com)



## **TABLE OF CONTENTS**

<b>1</b>	<b>GENERAL INFORMATION .....</b>	<b>2</b>
1.1	NOTES .....	2
1.2	TESTING LABORATORY .....	3
1.2.1	Location .....	3
1.2.2	Details of accreditation status .....	3
1.3	DETAILS OF APPROVAL HOLDER .....	3
1.4	APPLICATION DETAILS .....	4
1.5	GENERAL INFORMATION OF TEST ITEM .....	4
1.6	TEST STANDARDS .....	6
<b>2</b>	<b>TECHNICAL TEST .....</b>	<b>7</b>
2.1	SUMMARY OF TEST RESULTS .....	7
2.2	TEST ENVIRONMENT .....	7
2.3	TEST EQUIPMENT LIST .....	8
2.4	GENERAL TEST PROCEDURE .....	10
<b>3</b>	<b>TEST RESULTS (ENCLOSURE) .....</b>	<b>12</b>
3.1	PEAK OUTPUT POWER (TRANSMITTER) .....	13
3.2	EQUIVALENT ISOTROPIC RADIATED POWER .....	27
3.3	RF EXPOSURE COMPLIANCE REQUIREMENTS .....	27
3.4	TRANSMITTER RADIATED EMISSIONS IN RESTRICTED BANDS .....	28
3.5	SPURIOUS EMISSIONS (TX) .....	29
3.6	RADIATED EMISSION ON THE BAND EDGE .....	43
3.7	MINIMUM 6 dB BANDWIDTH .....	52
3.8	PEAK POWER SPECTRAL DENSITY .....	65
3.9	RADIATED EMISSION FROM DIGITAL PART .....	78
3.10	POWER LINE CONDUCTED EMISSION .....	79
	APPENDIX .....	84



# **Worldwide Testing Services(Taiwan) Co., Ltd.**

Registration number: W6M21301-12981-C-1

FCC ID: YEI-N305213A

## **1 General Information**

### **1.1 Notes**

The purpose of conformity testing is to increase the probability of adherence to the essential requirements or conformity specifications, as appropriate.

The complexity of the technical specifications, however, means that full and thorough testing is impractical for both technical and economic reasons.

Furthermore, there is no guarantee that a test sample which has passed all the relevant tests conforms to a specification.

Neither is there any guarantee that such a test sample will interwork with other genuinely open systems. The existence of the tests nevertheless provides the confidence that the test sample possesses the qualities as maintained and that its performance generally conforms to representative cases of communications equipment.

The test results of this test report relate exclusively to the item tested as specified in 1.5.

The test report may only be reproduced or published in full.

Reproduction or publication of extracts from the report requires the prior written approval of the Worldwide Testing Services(Taiwan) Co., Ltd.

#### **Specific Conditions:**

Usage of the hereunder tested device in combination with other integrated or external antennas requires at least additional output power measurements, spurious emission measurements, conducted emission measurements (AC supply lines) and radio frequency exposure evaluations for each individual configuration performed, for certification by FCC.

The test sample is able to work according IEEE 802.11 b/g/n.

This report is related to FCC Part 15 C (DSSS and OFDM device).

#### **Tester:**

May 08, 2013

Robert Ren

Date

WTS-Lab.

Name

Signature

#### **Technical responsibility for area of testing:**

May 08, 2013

Danny Sung

Date

WTS

Name

Signature



# **Worldwide Testing Services(Taiwan) Co., Ltd.**

Registration number: W6M21301-12981-C-1

FCC ID: YEI-N305213A

## **1.2 Testing laboratory**

### **1.2.1 Location**

OATS

No.5-1, Lishui, Shuang Sing Village,

Wanli Dist., New Taipei City 207,

Taiwan (R.O.C.)

3 meter semi-anechoic chamber

No.35, Aly. 21, Ln. 228, Ankang Rd., Neihu Dist., Taipei City 114, Taiwan (R.O.C.)

TEL:886-2-6613-0228

FAX:886-2-2791-5046

Company

Worldwide Testing Services(Taiwan) Co., Ltd.

6F, NO. 58, LANE 188, RUEY-KUANG RD.

NEIHU, TAIPEI 114, TAIWAN R.O.C.

Tel : 886-2-66068877

Fax : 886-2-66068879

### **1.2.2 Details of accreditation status**

Accredited testing laboratory

A2LA accredited number: 2732.01

FCC filed test laboratory Reg. No. 930600

Industry Canada filed test laboratory Reg. No. IC 5679A-1



**Test location, where different from Worldwide Testing Services (Taiwan) Co., Ltd. :**

Name: ./.

Accredited number: ./.

Street: ./.

Town: ./.

Country: ./.

Telephone: ./.

Fax: ./.

## **1.3 Details of approval holder**

Name: Equaline Corporation

Street: 2F, 16, Fu-Hua Road, Shih-Lin,

Town: Taipei,

Country: Taiwan

Telephone: +886-2-2838-1118

Fax: +886-2-2838-1116



Registration number: W6M21301-12981-C-1

FCC ID: YEI-N305213A

## **1.4 Application details**

Date of receipt of test item: January 17, 2013

Date of test: from January 18, 2013 to May 08, 2013

## **1.5 General information of Test item**

Type of test item: Wireless Access Point

Model Number: WEJ-N300-A

Brand Name: Equaline

Multi-listing model number: WEJ-N300, WEJ-11N, WEJ-N150-A, WEJ-N150, WEJ-11N-A, WEJ-11N-CM, WEJ-11N-CMA,

Photos: see Appendix

### **Technical data**

Frequency band: 2.4 GHz – 2.4835 GHz

#### **802.11b, g, n 20MHz**

Frequency ( ch 1 or A): 2.412 GHz

Frequency ( ch 6 or B): 2.437 GHz

Frequency ( ch 11 or C): 2.462 GHz

#### **802.11n 40MHz**

Frequency ( ch 1 or A): 2.422 GHz

Frequency ( ch 4 or B): 2.437 GHz

Frequency ( ch 7 or C): 2.452 GHz

Number of Channels: 802.11b, g, n 20MHz: 11

802.11n 40MHz: 7

Operation modes: duplex

Modulation Type: DSSS / OFDM

Fixed point-to-point operation: ☐ Yes / ☒ No

Type of Antenna: Double Ridged Horn Antenna

Antenna gain: Port A: 2.52 dBi / Port B: 2.52 dBi

Directional gain: 5.53 dBi

According to KDB 662911, Unequal antenna gains, with equal transmit powers. For antenna gains given by  $G_1, G_2, \dots, G_N$  dBi. If transmit signals are correlated, then Directional gain  
 $= 10 \log[(10^{G_1/20} + 10^{G_2/20} + \dots + 10^{G_N/20})^2 / N]$  dBi [Note the “20”s in the denominator of each exponent and the square of the sum of terms; the object is to combine the signal levels coherently.]



# **Worldwide Testing Services(Taiwan) Co., Ltd.**

Registration number: W6M21301-12981-C-1  
FCC ID: YEI-N305213A

Power supply: 48 VDC (Power from POE)  
Emission designator: Mode A (802.11b): DSSS: 17M0G1D  
Mode B (802.11g): OFDM: 17M8D1D  
Mode C (802.11n 20MHz): OFDM: 18M8D1D  
Mode D (802.11n 40MHz): OFDM: 38M0D1D  
Host device: none

Classification:

Fixed Device	<input type="checkbox"/>
Mobile Device (Human Body distance > 20cm)	<input checked="" type="checkbox"/>
Portable Device (Human Body distance < 20cm)	<input type="checkbox"/>
Modular Radio Device	<input type="checkbox"/>

## **Transmitter**

## **Unom**

### **Port A**

#### **Mode A (DSSS)**

Power ( ch 1 or A): Conducted: 28.73 dBm  
Power ( ch 6 or B): Conducted: 28.99 dBm  
Power ( ch 11 or C): Conducted: 29.07 dBm

#### **Mode B (OFDM)**

Power ( ch 1 or A): Conducted: 27.42 dBm  
Power ( ch 6 or B): Conducted: 28.19 dBm  
Power ( ch 11 or C): Conducted: 28.02 dBm

#### **Mode C (OFDM)**

Power ( ch 1 or A): Conducted: 26.91 dBm  
Power ( ch 6 or B): Conducted: 26.82 dBm  
Power ( ch 11 or C): Conducted: 26.95 dBm

#### **Mode D (OFDM)**

Power ( ch 1 or A): Conducted: 26.44 dBm  
Power ( ch 4 or B): Conducted: 26.58 dBm  
Power ( ch 7 or C): Conducted: 26.27 dBm



Registration number: W6M21301-12981-C-1

FCC ID: YEI-N305213A

## **Port B**

### **Mode A (DSSS)**

Power ( ch 1 or A): Conducted: 28.40 dBm

Power ( ch 6 or B): Conducted: 27.75 dBm

Power ( ch 11 or C): Conducted: 26.63 dBm

### **Mode B (OFDM)**

Power ( ch 1 or A): Conducted: 28.30 dBm

Power ( ch 6 or B): Conducted: 27.30 dBm

Power ( ch 11 or C): Conducted: 26.16 dBm

### **Mode C (OFDM)**

Power ( ch 1 or A): Conducted: 26.56 dBm

Power ( ch 6 or B): Conducted: 26.44 dBm

Power ( ch 11 or C): Conducted: 25.43 dBm

### **Mode D (OFDM)**

Power ( ch 1 or A): Conducted: 25.99 dBm

Power ( ch 4 or B): Conducted: 25.26 dBm

Power ( ch 7 or C): Conducted: 24.68 dBm

Combine	mW			dBm		
	Ch Low	Ch Mid	Ch High	Ch Low	Ch Mid	Ch High
802.11n 20MHz	943.81	921.39	844.59	29.75	29.64	29.27
802.11n 40MHz	837.74	790.73	717.40	29.23	28.98	28.56

### **Manufacturer: (if applicable)**

Name: ./.

Street: ./.

Town: ./.

Country: ./.

## **1.6 Test standards**

Technical standard : FCC RULES PART 15 SUBPART C § 15.247 (2011-10)



Registration number: W6M21301-12981-C-1

FCC ID: YEI-N305213A

## **2 Technical test**

### **2.1 Summary of test results**

No deviations from the technical specification(s) were ascertained in the course of the tests performed.



**or**

The deviations as specified in 2.5 were ascertained in the course of the tests performed.



### **2.2 Test environment**

Temperature: 23 °C


Relative humidity content: 20 ... 75 %

Air pressure: 86 ... 103 kPa

Power supply: 48 VDC (Power from POE)

Extreme conditions parameters: ./.





# Worldwide Testing Services(Taiwan) Co., Ltd.

Registration number: W6M21301-12981-C-1

FCC ID: YEI-N305213A

## 2.3 Test Equipment List

No.	Test equipment	Type	Serial No.	Manufacturer	Cal. Date	Next Cal. Date
ETSTW-CE 001	EMI TEST RECEIVER	ESHS10	842121/013	R&S	2012/9/5	2013/9/4
ETSTW-CE 003	AC POWER SOURCE	APS-9102	D161137	GW	Function Test	
ETSTW-CE 004	ZWEILEITER-V-NETZNACHBILDUNG TWO-LINE V-NETWORK	ESH3-Z5	840731/011	R&S	2012/12/21	2013/12/20
ETSTW-CE 006	IMPULSBEGRENZER PULSE LIMITER	ESH3-Z2	100226	R&S	2013/3/4	2014/3/3
ETSTW-CE 007	SPECTRUM ANALYZER 5GHz	FSB	849670/001	R&S	Pre-test Use	
ETSTW-CE 008	HF-EICHELITUNG RF STEP ATTENUATOR 139dB DPSP	334.6010.02	844581/024	R&S	Function Test	
ETSTW-CE 009	TEMP.&HUMIDITY CHAMBER	GTH-225-40-1P-U	MAA0305-009	GIANT FORCE	2012/7/3	2013/7/2
ETSTW-RE 004	EMI TEST RECEIVER	ESI 40	832427/004	R&S	2012/9/5	2013/9/4
ETSTW-RE 005	EMI TEST RECEIVER	ESVS10	843207/020	R&S	2012/9/5	2013/9/4
ETSTW-RE 012	TUNABLE BANDREJECT FILTER	D.C 0309	146	K&L	Function Test	
ETSTW-RE 013	TUNABLE BANDREJECT FILTER	D.C 0336	397	K&L	Function Test	
ETSTW-RE 018	MICROWAVE HORN ANTENNA	AT4560	27212	AR	2012/10/12	2013/10/11
ETSTW-RE 027	Passive Loop Antenna	6512	00034563	ETS-Lindgren	2012/8/01	2013/7/31
ETSTW-RE 030	Double-Ridged Guide Horn Antenna	3117	00035224	EMCO	2013/3/4	2014/3/3
ETSTW-RE 045	ESA-E SERIES SPECTRUM ANALYZER	E4404B	MY45111242	Agilent	Pre-test Use	
ETSTW-RE 049	TRILOG Super Broadband test Antenna	VULB 9160	9160-3185	Schwarzbeck	2013/3/21	2014/3/20
ETSTW-RE 050	Attenuator 10dB	50HF-010-1	None	JFW	2013/3/4	2014/3/3
ETSTW-RE 051	Attenuator 6dB	50HF-006-1	None	JFW	2013/3/4	2014/3/3
ETSTW-RE 053	Attenuator 3dB	50HF-003-1	None	JFW	2013/3/4	2014/3/3
ETSTW-RE 055	SPECTRUM ANALYZER	FSU 26	200074	R&S	2012/5/29	2013/5/28
ETSTW-RE 060	Attenuator 30dB	5015-30	F651012z-01	ATM	2013/3/4	2014/3/3
ETSTW-RE 062	Amplifier Module	CHC 2	None	KMIC	2012/11/28	2013/11/27
ETSTW-RE 064	Bluetooth Test Set	MT8852B-042	6K00005709	Anritsu	Function Test	
ETSTW-RE 069	Double-Ridged Guide Horn Antenna	3117	00069377	EMCO	Function Test	
ETSTW-RE 072	CELL SITE TEST SET	8921A	3339A00375	HP	2012/10/5	2013/10/4
ETSTW-RE 088	SOLID STATE AMPLIFIER	KMA180265A01	99057	KMIC	2012/10/12	2013/10/11
ETSTW-RE 099	DC Block	50DB-007-1	None	JFW	2013/3/4	2014/3/3
ETSTW-RE 106	Humidity Temperature Meter	TES-1366	091011113	TES	2012/12/4	2013/12/3
ETSTW-RE 111	TRILOG Super Broadband test Antenna	VULB 9160	9160-3309	Schwarz beck	2012/12/13	2013/12/12
ETSTW-RE 112	AC POWER SOURCE	TFC-1005	None	T-Power	Function test	
ETSTW-RE 115	2.4GHz Notch Filter	N0124411	473874	MICROWAVE CIRCUITS	2013/1/11	2014/1/10
ETSTW-RE 120	RF Player	MP9200	MP9210-111022	ADIVIC	Function test	




# Worldwide Testing Services(Taiwan) Co., Ltd.

Registration number: W6M21301-12981-C-1

FCC ID: YEI-N305213A

ETSTW-RE 122	SIGNAL GENERATOR	SMF100A	102149	R&S	2012/7/3	2013/7/2
ETSTW-RE 125	5GHz Notch filter	5NSL11-5200/E221.3-O/O	1	K&L Microwave	2012/8/18	2013/8/17
ETSTW-RE 126	5GHz Notch filter	5NSL11-5800/E221.3-O/O	1	K&L Microwave	2012/8/18	2013/8/17
ETSTW-RE 127	RF Switch Box	RFS-01	None	WTS	2013/3/4	2014/3/3
ETSTW-GSM 002	Universal Radio Communication Tester	CMU 200	109439	R&S	2012/10/5	2013/10/4
ETSTW-GSM 019	Band Reject Filter	WRCTF824/849-822/851-40 /12+9SS	3	WI	2013/1/11	2014/1/10
ETSTW-GSM 020	Band Reject Filter	WRCD1747/1748-1743/1752-32/5SS	1	WI	2013/1/11	2014/1/10
ETSTW-GSM 021	Band Reject Filter	WRCD1879.5/1880.5-1875.5/1884.5-32/5SS	3	WI	2013/1/11	2014/1/10
ETSTW-GSM 022	Band Reject Filter	WRCT901.9/903.1-904.25-50/8SS	1	WI	2013/1/11	2014/1/10
ETSTW-GSM 023	Power Divider	4901.19.A	None	SUHNER	2012/9/18	2013/9/17
ETSTW-Cable 010	BNC Cable	5 M BNC Cable	None	JYE BAO CO.,LTD.	2013/3/4	2014/3/3
ETSTW-Cable 011	BNC Cable	BNC Cable 1	None	JYE BAO CO.,LTD.	Pre-test Use NCR	
ETSTW-Cable 012	N TYPE To SMA Cable	Cable 012	None	JYE BAO CO.,LTD.	2013/3/4	2014/3/3
ETSTW-Cable 016	BNC Cable	Switch Box	B Cable 1	Schwarz beck	2013/3/4	2014/3/3
ETSTW-Cable 017	BNC Cable	X Cable	B Cable 2	Schwarz beck	2013/3/4	2014/3/3
ETSTW-Cable 018	BNC Cable	Y Cable	B Cable 3	Schwarz beck	2013/3/4	2014/3/3
ETSTW-Cable 019	BNC Cable	Z Cable	B Cable 4	Schwarz beck	2013/3/4	2014/3/3
ETSTW-Cable 022	N TYPE Cable	5006	0002	JYE BAO CO.,LTD.	2013/3/26	2014/3/25
ETSTW-Cable 026	Microwave Cable	SUCOFLEX 104	279075	HUBER+SUHNER	2013/3/4	2014/3/3
ETSTW-Cable 027	Microwave Cable	SUCOFLEX 104	279083	HUBER+SUHNER	2013/3/4	2014/3/3
ETSTW-Cable 028	Microwave Cable	FA147A0015M2020	30064-2	UTIFLEX	2012/10/12	2013/10/11
ETSTW-Cable 029	Microwave Cable	FA147A0015M2020	30064-3	UTIFLEX	2012/10/12	2013/10/11
ETSTW-Cable 030	Microwave Cable	SUCOFLEX 104 (S_Cable 9)	279067	HUBER+SUHNER	2013/3/4	2014/3/3
ETSTW-Cable 031	Microwave Cable	SUCOFLEX 104 (S_Cable 10)	238092	HUBER+SUHNER	2012/11/28	2013/11/27
ETSTW-Cable 043	Microwave Cable	SUCOFLEX 104	317576	HUBER+SUHNER	2012/11/28	2013/11/27
ETSTW-Cable 047	Microwave Cable	SUCOFLEX 104	325518	HUBER+SUHNER	2012/11/28	2013/11/27
ETSTW-Cable 053	N TYPE To SMA Cable	RG142	None	JYE BAO CO.,LTD.	2013/3/26	2014/3/25
ETSTW-Cable 054	BNC To SMA Cable	RG142	None	JYE BAO CO.,LTD.	2013/3/26	2014/3/25
WTSTW-SW 002	EMI TEST SOFTWARE	EZ EMC	None	Farad	Version ETS-03A1	



## **2.4 General Test Procedure**

**POWER LINE CONDUCTED INTERFERENCE:** The procedure used was ANSI STANDARD C63.4-2009 5.2 using a 50 $\mu$ H LISN (if necessary). Both lines were observed. The bandwidth of the spectrum analyzer was 10 kHz with an appropriate sweep speed.

**RADIATION INTERFERENCE:** The test procedure used was according to ANSI STANDARD C63.4-2009 6.4 employing a spectrum analyzer. For investigated frequency is equal to or below 1GHz, the RBW and VBW of the spectrum analyzer was 100 kHz and 100kHz respectively with an appropriate sweep speed. For investigated frequency is above 1GHz, both of RBW and VBW of the spectrum analyzer were 1 MHz with an appropriate sweep speed. The analyzer was calibrated in dB above a microvolt at the output of the antenna.

**FORMULA OF CONVERSION FACTORS:** The Field Strength at 3m was established by adding the meter reading of the spectrum analyzer (which is set to read in units of dB $\mu$ V) to the antenna correction factor supplied by the antenna manufacturer. The antenna correction factors are stated in terms of dB.

Example:

Freq (MHz)	METER READING + ACF + CABLE LOSS (to the receiver) = FS
33	20 dB $\mu$ V + 10.36 dB + 6 dB = 36.36 dB $\mu$ V/m @3m


The EUT was placed on a table 80 cm high and with dimensions of 1m by 1.5m (non metallic table) and arranged according to ANSI C63.4-2009 6.3.1. The table used for radiated measurements is capable of continuous rotation. The spectrum was scanned from 30 MHz to the frequency specified as follows:

- (1) If the intentional radiator operates below 10 GHz: to the tenth harmonic of the highest fundamental frequency or to 40 GHz, whichever is lower.
- (2) If the intentional radiator operates at or above 10 GHz and below 30 GHz: to the fifth harmonic of the highest fundamental frequency or to 100 GHz, whichever is lower.
- (3) If the intentional radiator operates at or above 30 GHz: to the fifth harmonic of the highest fundamental frequency or to 200 GHz, whichever is lower, unless specified otherwise elsewhere in the rules.
- (4) If the intentional radiator contains a digital device, regardless of whether this digital device controls the functions of the intentional radiator or the digital device is used for additional control or function purposes other than to enable the operation of the intentional radiator, the frequency range shall be investigated up to the range specified in paragraphs (a)(1)-(a)(3) of this section or the range applicable to the digital device, as shown in paragraph (b)(1) of this Section, whichever is the higher frequency range of investigation.

For hand-held devices, a exploratory test was performed with three (3) orthogonal planes to determine the highest emissions.

Measurements were made by Worldwide Testing Services(Taiwan) Co., Ltd. at the registered open field test site located at No.5-1, Lishui, Shuang Sing Village, Wanli Dist., New Taipei City 207, Taiwan (R.O.C.). The Registration Number: 930600.

When an emission was found, the table was rotated to produce the maximum signal strength. At this point, the antenna was raised and lowered from 1m to 4m. The antenna was placed in both the horizontal and vertical planes.



Registration number: W6M21301-12981-C-1

FCC ID: YEI-N305213A

When the radiated emission limits are expressed in terms of the average value of the emission, and pulsed operation is employed, the measurement field strength shall be determined by averaging over one complete pulse train, including blanking intervals, as long as the pulse train does not exceed 0.1 seconds. As an alternative (provided the transmitter operates for longer than 0.1 seconds) or in cases where the pulse train exceeds 0.1 seconds, the measured field strength shall be determined from the average absolute voltage during a 0.1 second interval during which the field strength is at its maximum value.

The formula is as follows:

Average = Peak + Duty Factor

Duty Factor =  $20 \log (\text{dwell time}/T)$

T = 100ms when the pulse train period is over 100 ms or the period of the pulse train.

Modified Limits for peak according to 15.35 (b) = Max Permitted average Limits + 20dB

ANSI STANDARD C63.4-2009 10.2.7: Any measurements that utilize special test software shall be indicated and referenced in the test report. During testing, test software 'EZ EMC' was used for setting up different operation modes.



Registration number: W6M21301-12981-C-1

FCC ID: YEI-N305213A

### 3 Test results (enclosure)

TEST CASE	Para. Number	Required	Test passed	Test failed
Peak Output Power	15.247(b)(3)	<input checked="" type="checkbox"/>	<input checked="" type="checkbox"/>	<input type="checkbox"/>
Equivalent isotropically radiated Power	15.247(b)(3)	<input checked="" type="checkbox"/>	<input checked="" type="checkbox"/>	<input type="checkbox"/>
Spurious Emissions radiated – Transmitter operating	15.247(c): 15.209	<input checked="" type="checkbox"/>	<input checked="" type="checkbox"/>	<input type="checkbox"/>
Band Edge Measurement	15.247(c)	<input checked="" type="checkbox"/>	<input checked="" type="checkbox"/>	<input type="checkbox"/>
Minimum 6 dB Bandwidth	15.247(a)(2)	<input checked="" type="checkbox"/>	<input checked="" type="checkbox"/>	<input type="checkbox"/>
Peak Power Spectral Density	15.247(d)	<input checked="" type="checkbox"/>	<input checked="" type="checkbox"/>	<input type="checkbox"/>
Radiated Emission from Digital Part	15.109	<input type="checkbox"/>	<input type="checkbox"/>	<input type="checkbox"/>
Power Line Conducted Emission	15.207	<input checked="" type="checkbox"/>	<input checked="" type="checkbox"/>	<input type="checkbox"/>

#### Note:

1. This EUT incorporates a MIMO function with IEEE 802.11b, 802.11g, and 802.11n. Physically, this EUT includes two transmitters and two receivers with two incoherent streams. This device uses multiplexing and also employ cyclic delay diversity to improve range and throughput, and this device simultaneously operates on two adjacent channels.
2. This EUT is 2\*2 spatial MIMO (2Tx&2Rx) without beam forming function. That operates dual chain configuration. The Pre-test was performed to determine the worst case mode from all possible combinations between all available modulations, data rates, bandwidths, and spatial stream modes.
3. The detail of chosen mode for full testing are as below:

Mode	Available channel	Chosen Channel	Modulation Technology	Modulation Type	Data Rate (Mbps)
802.11b	1 to 11	1,6,11	DSSS	DBPSK, DQPSK, CCK	1
802.11g	1 to 11	1,6,11	OFDM	BPSK, QPSK, 16QAM, 64QAM	6
802.11n (20MHz)	1 to 11	1,6,11	OFDM	BPSK, QPSK, 16QAM, 64QAM	6.5
802.11n (40MHz)	1 to 7	1,4,7	OFDM	BPSK, QPSK, 16QAM, 64QAM	13.5



Registration number: W6M21301-12981-C-1

FCC ID: YEI-N305213A

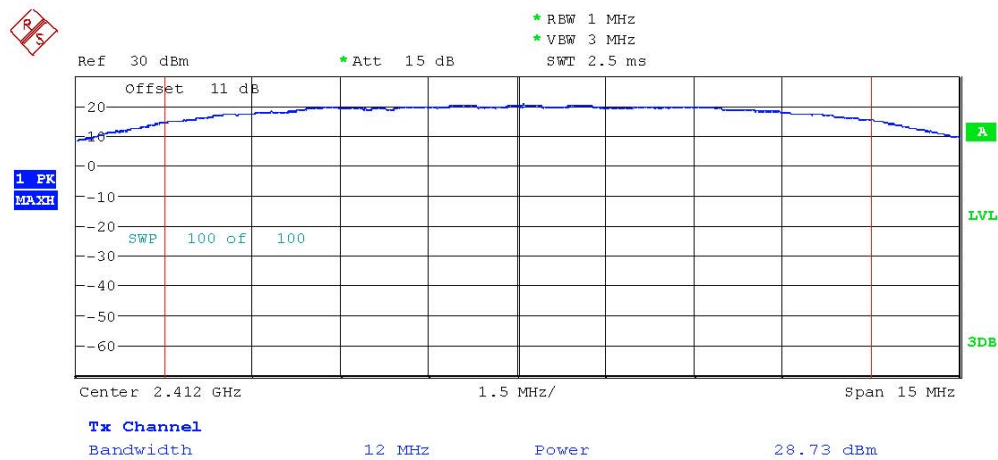
## 3.1 Peak Output Power (transmitter)

FCC Rule: 15.247(b)(3)

This measurement applies to equipment with an integral antenna and to equipment with an antenna connector and equipped with an antenna as declared by the applicant.


The power was measured with modulation (declared by the applicant).

### Port A



MAX OUTPUT POWER 802.11B CH01

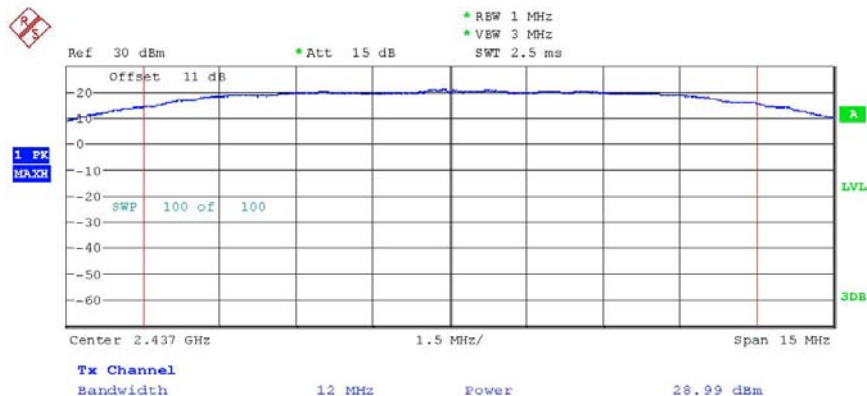
Date: 23.JAN.2013 09:36:22



# Worldwide Testing Services(Taiwan) Co., Ltd.

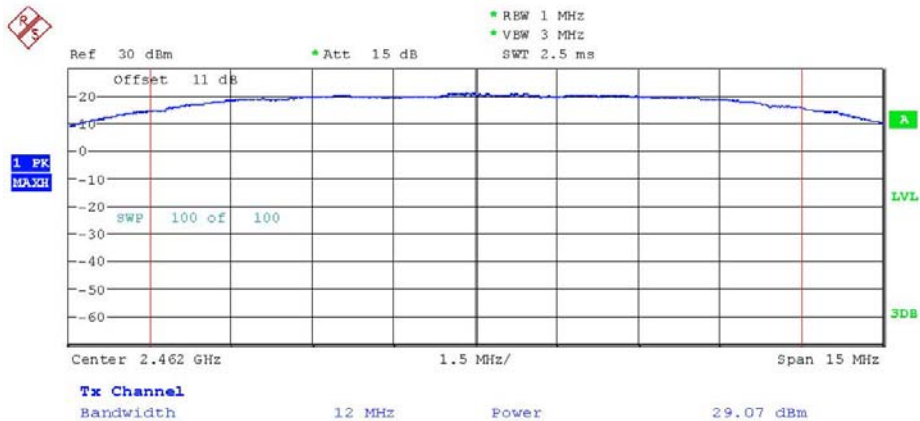
Registration number: W6M21301-12981-C-1

FCC ID: YEI-N305213A



MAX OUTPUT POWER 802.11B CH06

Date: 23.JAN.2013 09:42:31



MAX OUTPUT POWER 802.11B CH11

Date: 23.JAN.2013 09:44:19

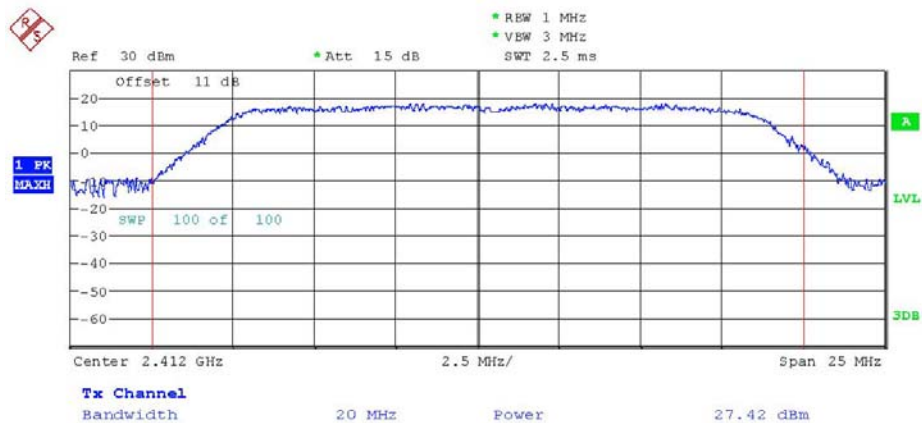




# Worldwide Testing Services(Taiwan) Co., Ltd.

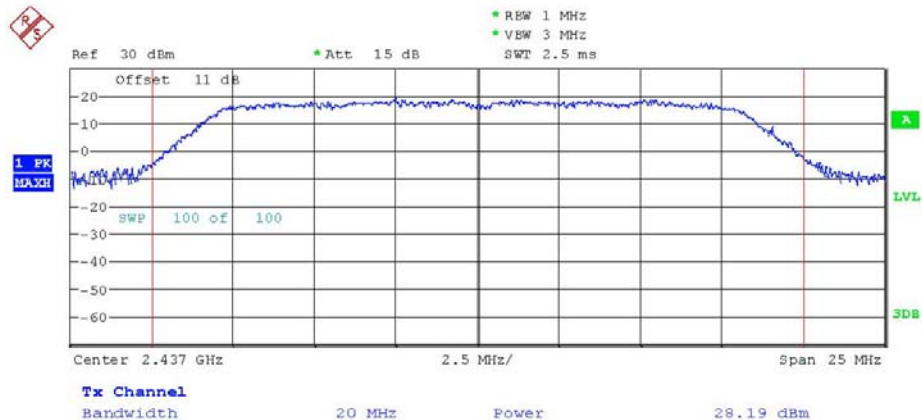
Registration number: W6M21301-12981-C-1

FCC ID: YEI-N305213A



MAX OUTPUT POWER 802.11G CH01


Date: 23.JAN.2013 09:45:28



MAX OUTPUT POWER 802.11G CH06

Date: 23.JAN.2013 09:46:08

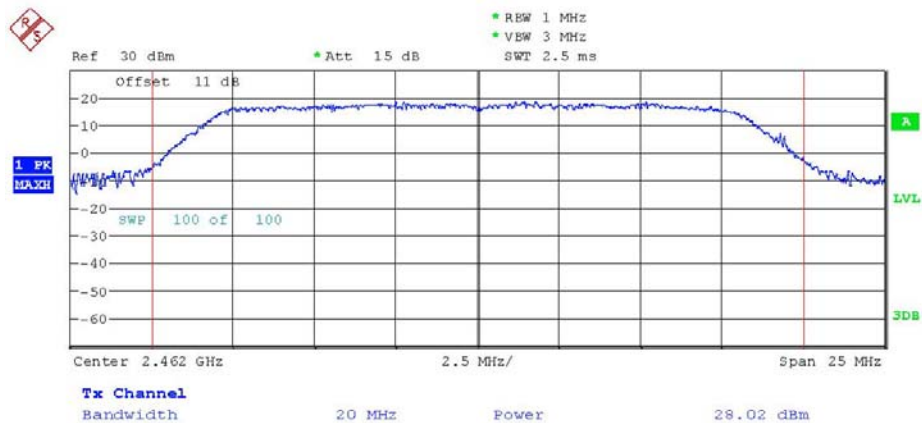




# Worldwide Testing Services(Taiwan) Co., Ltd.

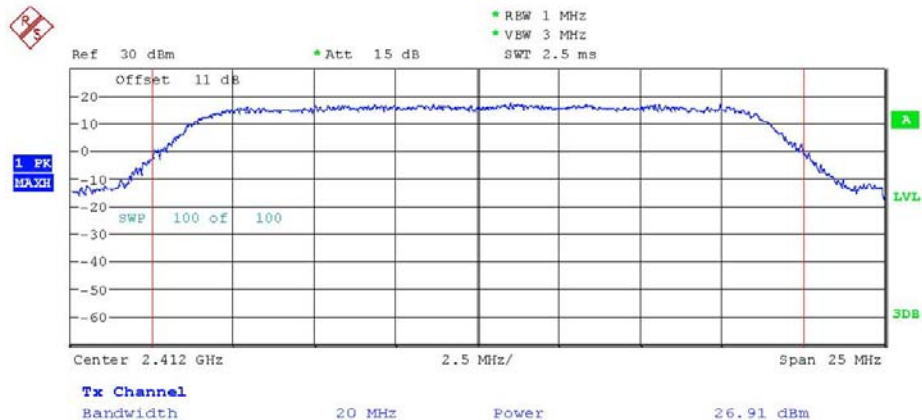
Registration number: W6M21301-12981-C-1

FCC ID: YEI-N305213A




MAX OUTPUT POWER 802.11G CH11

Date: 23.JAN.2013 12:08:51



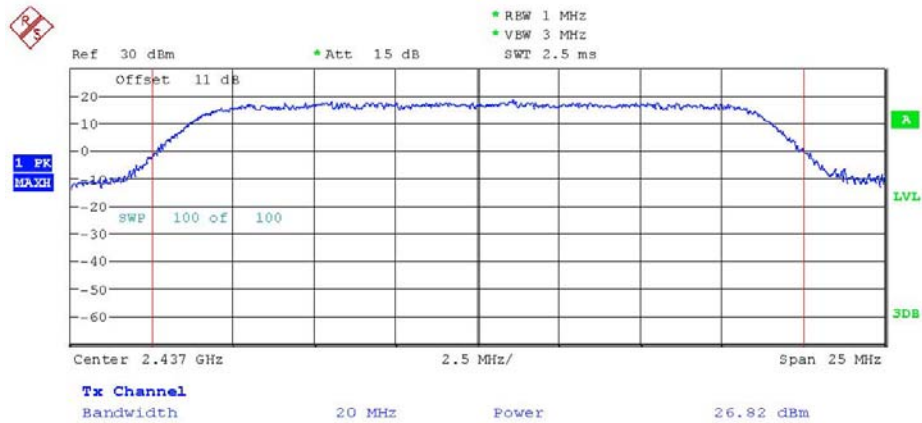
MAX OUTPUT POWER 802.11N 20MHZ CH01

Date: 23.JAN.2013 12:09:46



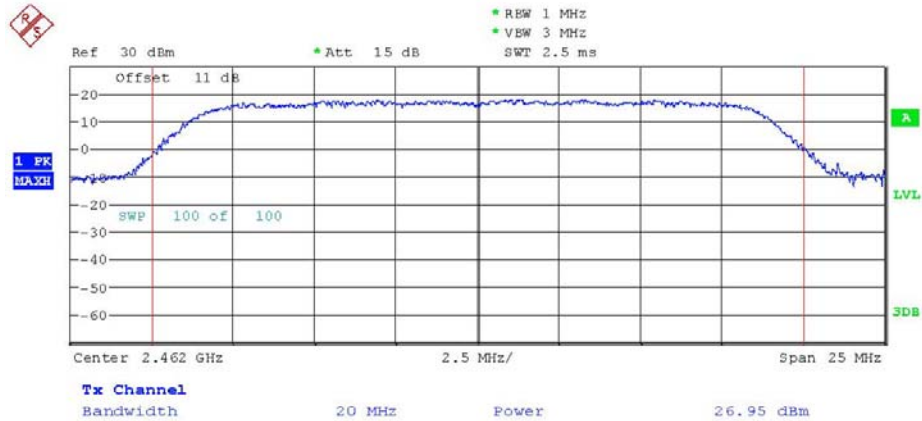
# Worldwide Testing Services(Taiwan) Co., Ltd.

Registration number: W6M21301-12981-C-1  
FCC ID: YEI-N305213A




MAX OUTPUT POWER 802.11N 20MHZ CH06

Date: 23.JAN.2013 12:10:24



MAX OUTPUT POWER 802.11N 20MHZ CH11

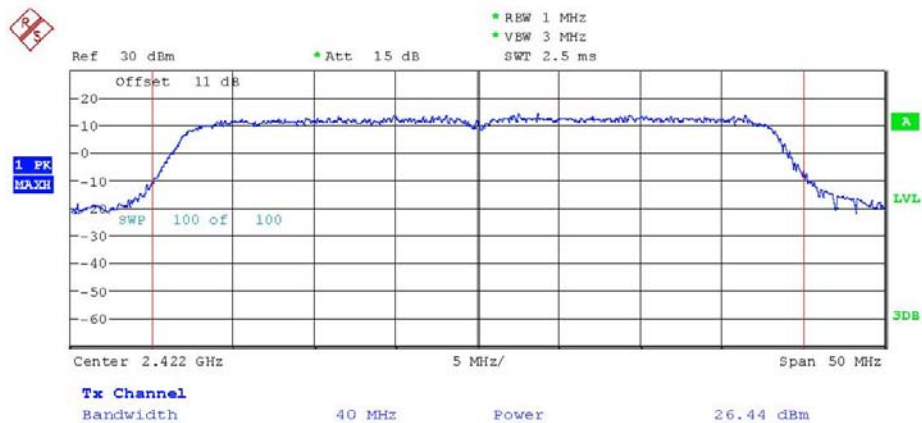
Date: 23.JAN.2013 12:11:02



# Worldwide Testing Services(Taiwan) Co., Ltd.

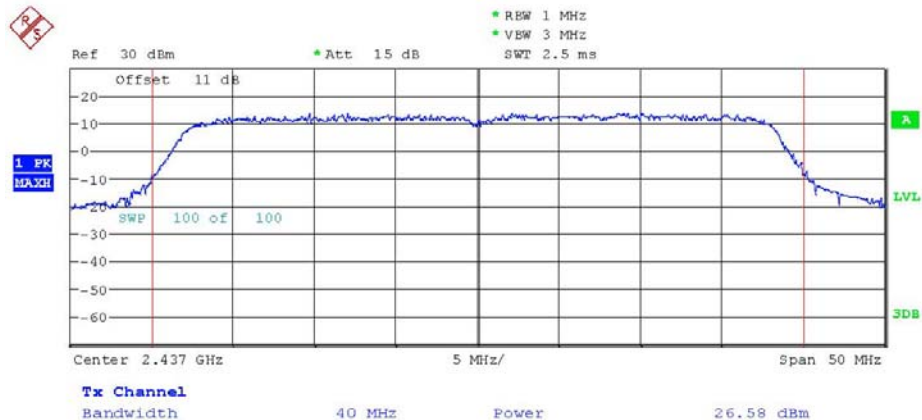
Registration number: W6M21301-12981-C-1

FCC ID: YEI-N305213A



MAX OUTPUT POWER 802.11N 40MHZ CH01

Date: 23.JAN.2013 12:20:58



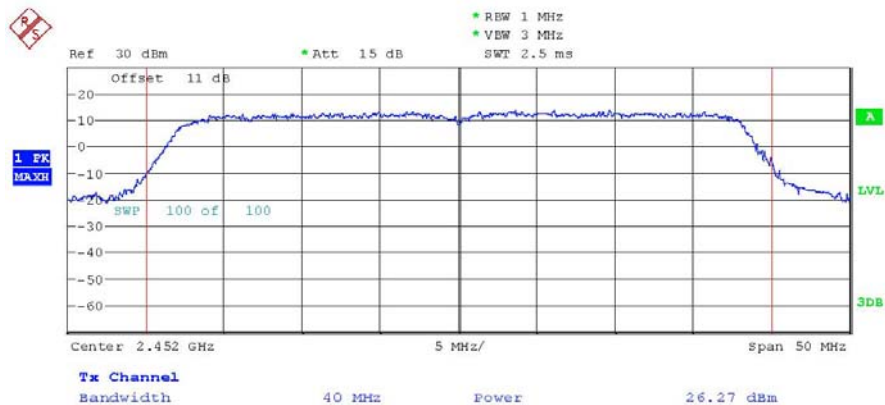
MAX OUTPUT POWER 802.11N 40MHZ CH04

Date: 23.JAN.2013 12:21:47



Registration number: W6M21301-12981-C-1

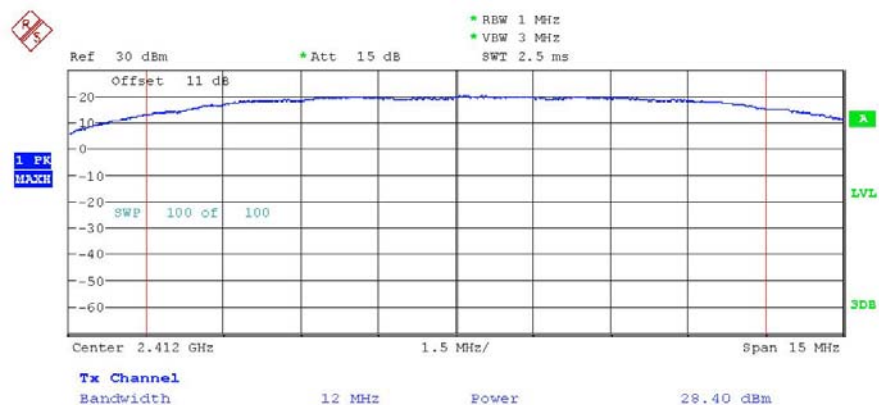
FCC ID: YEI-N305213A



MAX OUTPUT POWER 802.11N 40MHZ CH07


Date: 23.JAN.2013 12:25:18

## Port B



MAX OUTPUT POWER 802.11B CH01

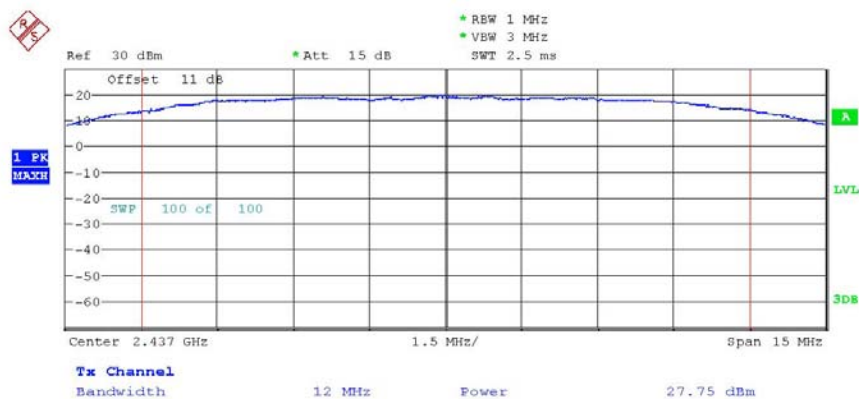
Date: 23.JAN.2013 13:50:45



# Worldwide Testing Services(Taiwan) Co., Ltd.

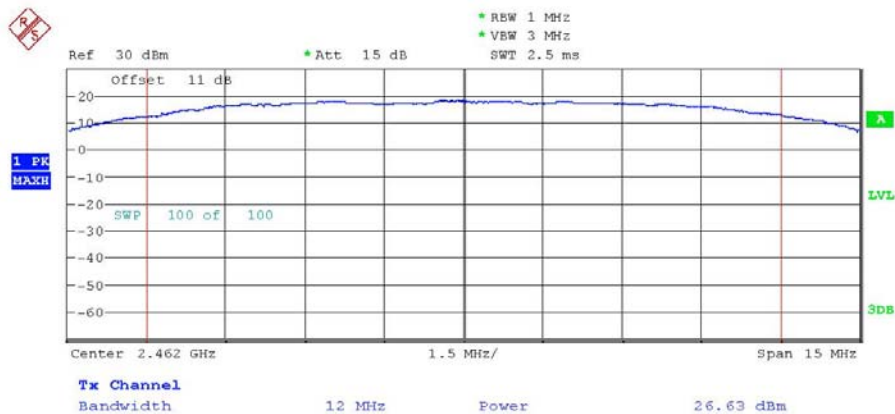
Registration number: W6M21301-12981-C-1

FCC ID: YEI-N305213A



MAX OUTPUT POWER 802.11B CH06

Date: 23.JAN.2013 13:51:40



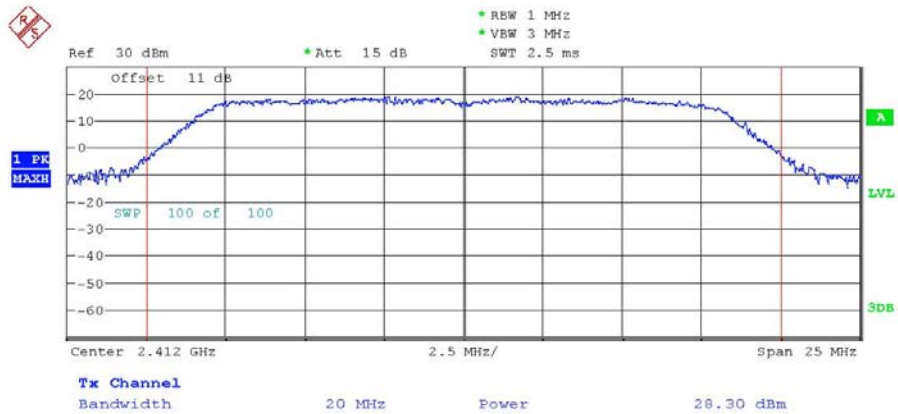
MAX OUTPUT POWER 802.11B CH11

Date: 23.JAN.2013 13:52:26

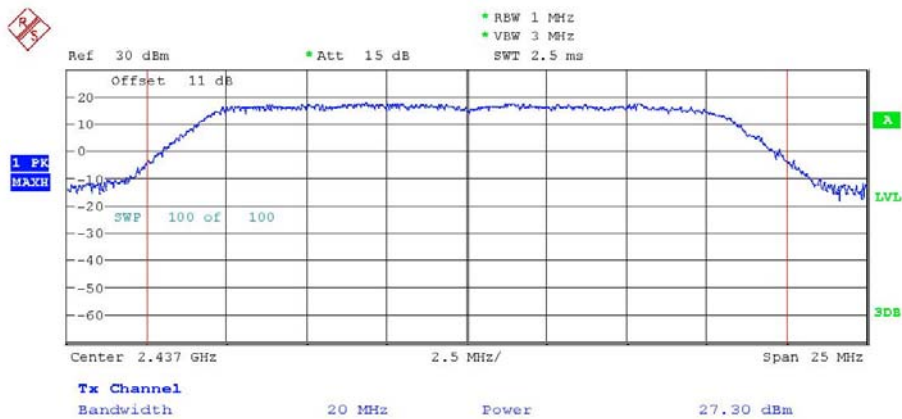


# Worldwide Testing Services(Taiwan) Co., Ltd.

Registration number: W6M21301-12981-C-1  
FCC ID: YEI-N305213A



MAX OUTPUT POWER 802.11G CH01  
Date: 23.JAN.2013 13:53:54

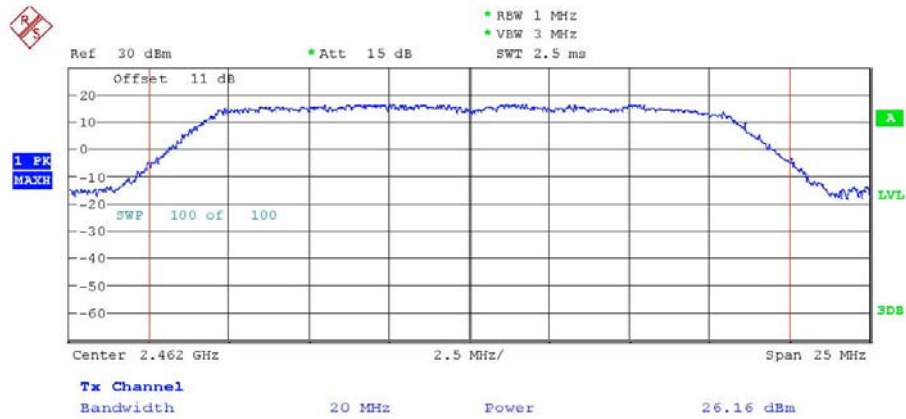


MAX OUTPUT POWER 802.11G CH06  
Date: 23.JAN.2013 13:54:38

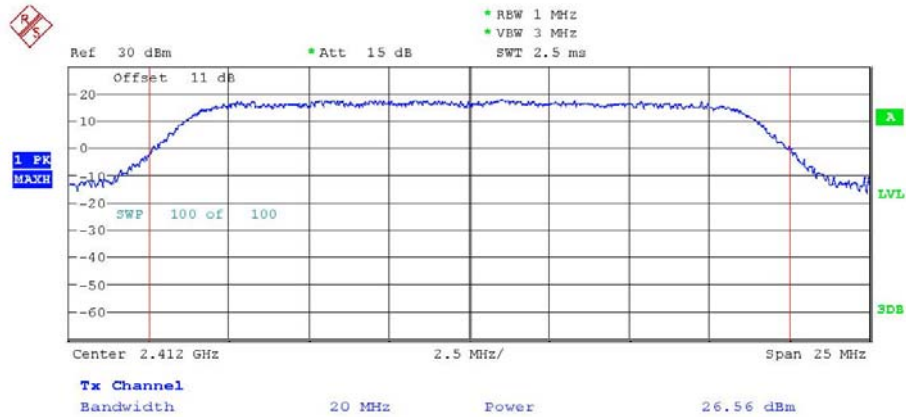


# Worldwide Testing Services(Taiwan) Co., Ltd.

Registration number: W6M21301-12981-C-1  
FCC ID: YEI-N305213A



MAX OUTPUT POWER 802.11G CH11  
Date: 23.JAN.2013 13:55:45



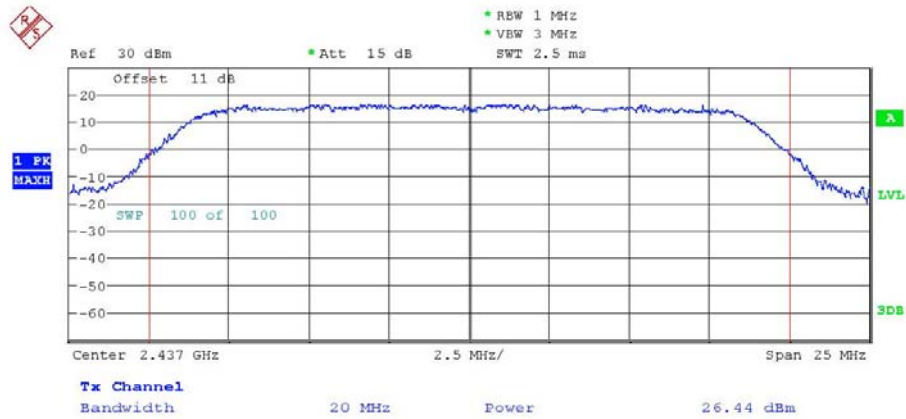
MAX OUTPUT POWER 802.11N 20MHZ CH01  
Date: 23.JAN.2013 13:56:34



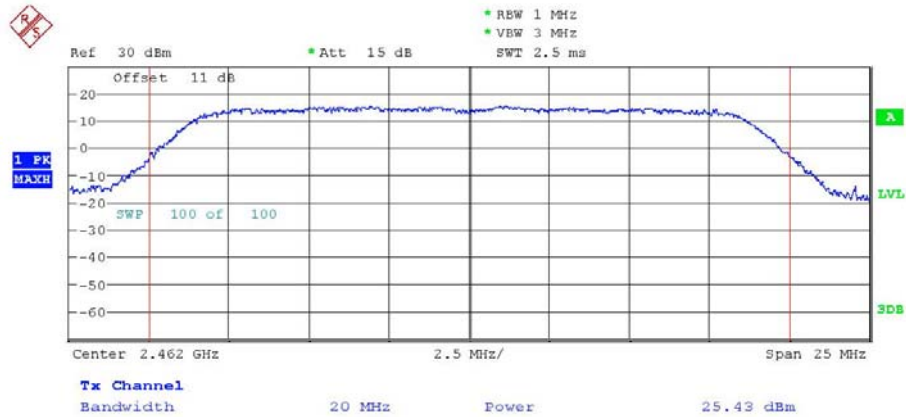


# Worldwide Testing Services(Taiwan) Co., Ltd.

Registration number: W6M21301-12981-C-1  
FCC ID: YEI-N305213A



MAX OUTPUT POWER 802.11N 20MHZ CH06  
Date: 23.JAN.2013 13:57:37



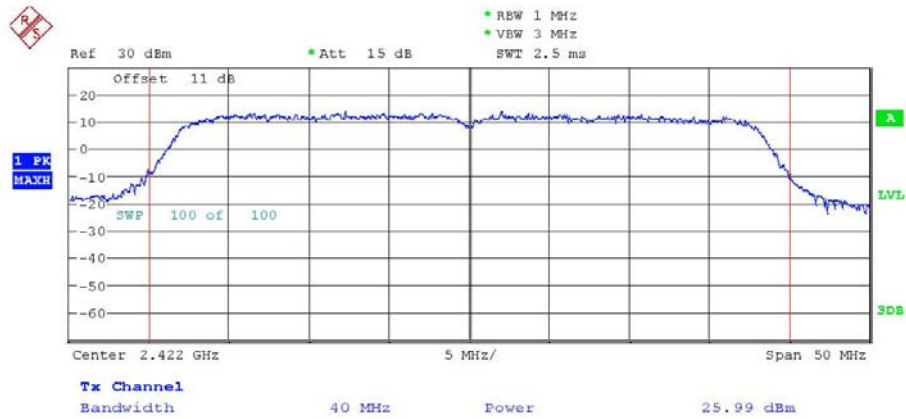
MAX OUTPUT POWER 802.11N 20MHZ CH11  
Date: 23.JAN.2013 13:58:21



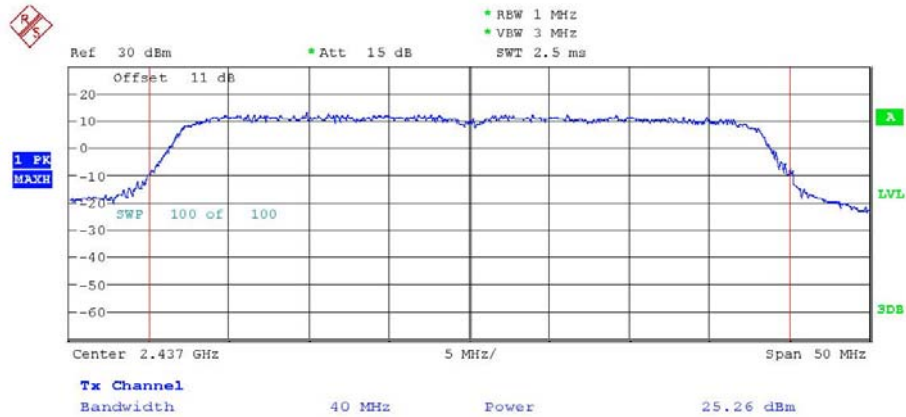


# Worldwide Testing Services(Taiwan) Co., Ltd.

Registration number: W6M21301-12981-C-1  
FCC ID: YEI-N305213A



MAX OUTPUT POWER 802.11N 40MHZ CH01  
Date: 23.JAN.2013 14:00:57



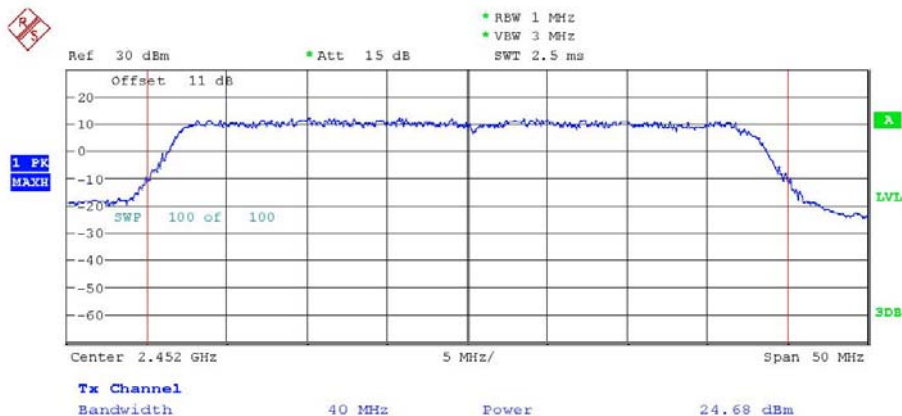
MAX OUTPUT POWER 802.11N 40MHZ CH04  
Date: 23.JAN.2013 14:02:14



# Worldwide Testing Services(Taiwan) Co., Ltd.

Registration number: W6M21301-12981-C-1

FCC ID: YEI-N305213A



MAX OUTPUT POWER 802.11n 40MHz CH07

Date: 23.JAN.2013 14:03:56

Port A	mW			dBm		
	Ch Low	Ch Mid	Ch High	Ch Low	Ch Mid	Ch High
802.11n 20MHz	490.91	480.84	495.45	26.91	26.82	26.95
802.11n 40MHz	440.55	454.99	423.64	26.44	26.58	26.27
Port B	mW			dBm		
	Ch Low	Ch Mid	Ch High	Ch Low	Ch Mid	Ch High
802.11n 20MHz	452.90	440.55	349.14	26.56	26.44	25.43
802.11n 40MHz	397.19	335.74	293.76	25.99	25.26	24.68
Combine	mW			dBm		
	Ch Low	Ch Mid	Ch High	Ch Low	Ch Mid	Ch High
802.11n 20MHz	943.81	921.39	844.59	29.75	29.64	29.27
802.11n 40MHz	837.74	790.73	717.40	29.23	28.98	28.56



# **Worldwide Testing Services(Taiwan) Co., Ltd.**

Registration number: W6M21301-12981-C-1

FCC ID: YEI-N305213A

Limits:

Frequency MHz	Power dBm
902 - 928	30
2400 – 2483.5	30
5725 – 5850	30

In case of employing transmitter antennas having antenna gain  $> 6$  dBi and using fixed point-to point operation consider §15.247 (b)(4)

Test equipment used: ETSTW-RE 055, ETSTW-RE 050, ETSTW-RE 073, ETSTW-RE 074



Registration number: W6M21301-12981-C-1

FCC ID: YEI-N305213A

## 3.2 Equivalent isotropic radiated power

FCC Rule: 15.247(b)(3)

EIRP = max. conducted output power + antenna gain

EIRP = 29.75 dBm + 5.53 dBi  
= 35.28 dBm

Limit: EIRP = +36 dBm for Antenna gain <6dBi

Test equipment used: ETSTW-RE 055

## 3.3 RF Exposure Compliance Requirements

FCC OET Bulletin 65 Edition 97.01 determines the equations for predicting RF fields and applicable limits.

The prediction for power density in the far-field but will over-predict power density in the near field, where it could be used for walking a “worst case” or conservative prediction.

$$S = \frac{PG}{4\pi R^2}$$

S – Power Density

P – Output power ERP

R – Distance

D – Cable Loss

AG – Antenna Gain

Item	Unit	Value	Remarks
P	mW	944.06	Peak value
D	dB		
AG	dBi	5.53	
G		3.573	Calculated Value
R	cm	20	Assumed value
S	mW/cm <sup>2</sup>	0.671	Calculated value

Limits:

Limit for General Population / Uncontrolled Exposure	
Frequency (MHz)	Power Density (mW/cm <sup>2</sup> )
1500 – 100.000	1.0



Registration number: W6M21301-12981-C-1

FCC ID: YEI-N305213A

### **3.4 Transmitter Radiated Emissions in Restricted Bands**

FCC Rules: 15.247 (c), 15.205, 15.209, 15.35

Radiated emission measurements were performed from 30 MHz to 26500 MHz.

For radiated emission tests, the analyzer setting was as followings:

Frequency  $\leq$  1 GHz, RBW:100 kHz, VBW: 100 kHz (Peak measurements)

Frequency  $>$  1 GHz, RBW: 1 MHz, VBW: 1 MHz (Peak measurements)

Frequency  $>$  1 GHz , RBW:1 MHz , VBW: 10 Hz (Average measurements)

Limits.

For frequencies below 1GHz:

Frequency of Emission (MHz)	Field strength (microvolts/meter)	Field Strength (dB microvolts/meter)
30 - 88	100	40.0
88 - 216	150	43.5
216 - 960	200	46.0
Above	500	54.0

For frequencies above 1GHz (Average measurements).

Guidance on Measurement of Digit Transmission Systems:

“If the emission is pulsed, modify the unit for continuous operation, use the setting shown above, then correct the reading by subtracting the peak-average correction factor, derived from the appropriate duty cycle calculation.”

The correction factor, based on the total channel dwell time in a 100 ms period, may be mathematically applied to a measurement made with an average detector, to further reduce the value.

Duty cycle correction =  $20 \log (\text{dwell time} / 100\text{ms})$

Note: No duty cycle correction was added to the reading of this EUT.

Explanation: See attached diagrams in Appendix.



Registration number: W6M21301-12981-C-1

FCC ID: YEI-N305213A

## **3.5 Spurious Emissions (tx)**

Spurious emission was measured with modulation (declared by manufacturer).

In any 100 kHz bandwidth outside the frequency band in which the intentional radiator is operating, the radio frequency power that is produced by the intentional radiator shall be at least 20dB below that in the 100 kHz bandwidth within the band that contains the highest level of the desired power, based on either an RF conducted or a radiated measurement. Attenuation below the general limits specified in § 15.209(a) is not required. In addition, radiated emissions which fall in the restricted bands, as defined in § 15.205(a), must also comply with the radiated emission limits specified in § 15.209(a) (see § 15.205(c))

FCC Rule: 15.247(c), 15.35

For out of band emissions that are close to or that exceed the 20 dB attenuation requirement described in the specification, radiated measurements were performed at a 3 m separation distance to determine whether these emissions complied with the general radiated emission requirement.

Limits:

For frequencies above 1GHz (Peak measurements).

Modified Limit for peak according to 15.35 (b) = Max Permitted average Limits + 20dB

For frequencies above 1GHz (Average measurements).

Max. reading – 20dB

Max. reading – 20 dB


Guidance on Measurement of Digit Transmission Systems:

“If the emission is pulsed, modify the unit for continuous operation, use the settings shown above, then correct the reading by subtracting the peak-average correction factor, derived from the appropriate duty cycle calculation.”

The correction factor, based on the total channel dwell time in a 100 ms period, may be mathematically applied to a measurement made with an average detector, to further reduce the value.

Duty Cycle correction =  $20 \log (\text{dwell time}/100\text{ms})$

Note: No duty cycle correction was added to the reading of EUT.



# Worldwide Testing Services(Taiwan) Co., Ltd.

Registration number: W6M21301-12981-C-1

FCC ID: YEI-N305213A

SAMPLE CALCULATION OF LIMIT. All results will be updated by an automatic measuring system in accordance with point 2.3.

Calculation of test results:

Such factors like antenna correction, cable loss, external attenuation etc. are already included in the provided measurement results. This is done by using validated test software and calibrated test system according the accreditation requirements.

The peak and average spurious emission plots was measured with the average limits.

In the Table being listed the critical peak and average value and exhibit the compliance with the above calculated Limits.

If in the column's correction factor states a value then the max. Field strength in the same row is corrected by a value gained from the "Correction Factor".

## Summary table with radiated data of the test plots

### Port A

Model: WEJ-N300-A Date: 2013/1/28 - 2013/5/3  
 Mode: TX 802.11b CH1 Temperature: 24 °C Engineer: Leon  
 Polarization: Horizontal Humidity: 60 %


Frequency (MHz)	Reading (dBuV)	Detector	Factor (dB)	Result (dBuV/m)	Limit (dBuV/m)	Margin (dB)	Table Degree (Deg.)	Ant. High (cm)
249.6593	28.12	peak	14.14	42.26	46.00	-3.74	240	100
640.3808	18.47	peak	23.51	41.98	46.00	-4.02	110	100

Frequency (MHz)	Reading (dBuV)		Factor (dB) Corr.	Result (dBuV/m)		Limit (dBuV/m)		Margin (dB)	Table Degree (Deg.)	Ant. High (cm)
	Peak	Ave.		Peak	Ave.	Peak	Ave.			
4824.0000	41.51	---	0.50	42.01	---	74.00	54.00	-31.99	145	100
7236.0000	40.20	---	4.06	44.26	---	74.00	54.00	-29.74	160	100
9648.0000	35.35	---	9.16	44.51	---	74.00	54.00	-29.49	175	100
12060.0000	33.40	---	13.89	47.29	---	74.00	54.00	-26.71	155	100

Polarization: Vertical

Frequency (MHz)	Reading (dBuV)	Detector	Factor (dB)	Result (dBuV/m)	Limit (dBuV/m)	Margin (dB)	Table Degree (Deg.)	Ant. High (cm)
51.3828	24.15	peak	14.08	38.23	40.00	-1.77	135	100
640.3808	17.73	peak	23.51	41.24	46.00	-4.76	160	100

Frequency (MHz)	Reading (dBuV)		Factor (dB) Corr.	Result (dBuV/m)		Limit (dBuV/m)		Margin (dB)	Table Degree (Deg.)	Ant. High (cm)
	Peak	Ave.		Peak	Ave.	Peak	Ave.			
4824.0000	41.39	---	0.50	41.89	---	74.00	54.00	-32.11	190	175
7236.0000	40.59	---	4.06	44.65	---	74.00	54.00	-29.35	340	120
9648.0000	35.06	---	9.16	44.22	---	74.00	54.00	-29.78	255	100
12060.0000	33.97	---	13.89	47.86	---	74.00	54.00	-26.14	215	100



# **Worldwide Testing Services(Taiwan) Co., Ltd.**

Registration number: W6M21301-12981-C-1

FCC ID: YEI-N305213A

Mode: TX 802.11b CH6

Polarization: Horizontal

Frequency (MHz)	Reading (dBuV)	Detector	Factor (dB)	Result (dBuV/m)	Limit (dBuV/m)	Margin (dB)	Table Degree (Deg.)	Ant. High (cm)
249.6593	29.14	peak	14.14	43.28	46.00	-2.72	220	100
640.3808	18.67	peak	23.51	42.18	46.00	-3.82	140	100

Frequency (MHz)	Reading (dBuV)		Factor (dB) Corr.	Result (dBuV/m)		Limit (dBuV/m)		Margin (dB)	Table Degree (Deg.)	Ant. High (cm)
	Peak	Ave.		Peak	Ave.	Peak	Ave.			
4874.0000	41.76	---	0.61	42.37	---	74.00	54.00	-31.63	175	100
7311.0000	40.19	---	4.20	44.39	---	74.00	54.00	-29.61	130	100
9748.0000	34.81	---	9.51	44.32	---	74.00	54.00	-29.68	260	100
12185.0000	33.30	---	14.83	48.13	---	74.00	54.00	-25.87	110	100

Polarization: Vertical

Frequency (MHz)	Reading (dBuV)	Detector	Factor (dB)	Result (dBuV/m)	Limit (dBuV/m)	Margin (dB)	Table Degree (Deg.)	Ant. High (cm)
51.3828	24.33	peak	14.08	38.41	40.00	-1.59	115	100
249.6593	23.48	peak	14.14	37.62	46.00	-8.38	130	100

Frequency (MHz)	Reading (dBuV)		Factor (dB) Corr.	Result (dBuV/m)		Limit (dBuV/m)		Margin (dB)	Table Degree (Deg.)	Ant. High (cm)
	Peak	Ave.		Peak	Ave.	Peak	Ave.			
4874.0000	41.81	---	0.61	42.42	---	74.00	54.00	-31.58	245	100
7311.0000	39.98	---	4.20	44.18	---	74.00	54.00	-29.82	130	100
9748.0000	34.36	---	9.51	43.87	---	74.00	54.00	-30.13	310	100
12185.0000	33.13	---	14.83	47.96	---	74.00	54.00	-26.04	140	100

Mode: TX 802.11b CH11

Polarization: Horizontal

Frequency (MHz)	Reading (dBuV)	Detector	Factor (dB)	Result (dBuV/m)	Limit (dBuV/m)	Margin (dB)	Table Degree (Deg.)	Ant. High (cm)
249.6593	29.94	peak	14.14	44.08	46.00	-1.92	115	100
640.3808	18.39	peak	23.51	41.90	46.00	-4.10	140	100

Frequency (MHz)	Reading (dBuV)		Factor (dB) Corr.	Result (dBuV/m)		Limit (dBuV/m)		Margin (dB)	Table Degree (Deg.)	Ant. High (cm)
	Peak	Ave.		Peak	Ave.	Peak	Ave.			
4924.0000	41.19	---	0.84	42.03	---	74.00	54.00	-31.97	160	100
7386.0000	39.87	---	4.43	44.30	---	74.00	54.00	-29.70	120	100
9848.0000	34.88	---	9.76	44.64	---	74.00	54.00	-29.36	225	100
12310.0000	33.48	---	14.12	47.60	---	74.00	54.00	-26.40	160	100





# Worldwide Testing Services(Taiwan) Co., Ltd.

Registration number: W6M21301-12981-C-1

FCC ID: YEI-N305213A

Polarization: Vertical

Frequency (MHz)	Reading (dBuV)	Detector	Factor (dB)	Result (dBuV/m)	Limit (dBuV/m)	Margin (dB)	Table Degree (Deg.)	Ant. High (cm)
49.4390	24.19	peak	14.25	38.44	40.00	-1.56	350	100
640.3808	18.08	peak	23.51	41.59	46.00	-4.41	120	100

Frequency (MHz)	Reading (dBuV)		Factor (dB) Corr.	Result (dBuV/m)		Limit (dBuV/m)		Margin (dB)	Table Degree (Deg.)	Ant. High (cm)
	Peak	Ave.		Peak	Ave.	Peak	Ave.			
4924.0000	41.90	---	0.84	42.74	---	74.00	54.00	-31.26	325	100
7386.0000	39.95	---	4.43	44.38	---	74.00	54.00	-29.62	140	100
9848.0000	35.07	---	9.76	44.83	---	74.00	54.00	-29.17	330	100
12310.0000	33.06	---	14.12	47.18	---	74.00	54.00	-26.82	115	100

Mode: TX 802.11g CH1

Polarization: Horizontal

Frequency (MHz)	Reading (dBuV)	Detector	Factor (dB)	Result (dBuV/m)	Limit (dBuV/m)	Margin (dB)	Table Degree (Deg.)	Ant. High (cm)
249.6593	29.90	peak	14.14	44.04	46.00	-1.96	220	100
640.3808	17.95	peak	23.51	41.46	46.00	-4.54	150	100

Frequency (MHz)	Reading (dBuV)		Factor (dB) Corr.	Result (dBuV/m)		Limit (dBuV/m)		Margin (dB)	Table Degree (Deg.)	Ant. High (cm)
	Peak	Ave.		Peak	Ave.	Peak	Ave.			
4824.0000	41.92	---	0.50	42.42	---	74.00	54.00	-31.58	175	100
7236.0000	40.49	---	4.06	44.55	---	74.00	54.00	-29.45	130	100
9648.0000	34.76	---	9.16	43.92	---	74.00	54.00	-30.08	95	100
12060.0000	32.95	---	13.89	46.84	---	74.00	54.00	-27.16	155	100

Polarization: Vertical

Frequency (MHz)	Reading (dBuV)	Detector	Factor (dB)	Result (dBuV/m)	Limit (dBuV/m)	Margin (dB)	Table Degree (Deg.)	Ant. High (cm)
51.3828	24.20	peak	14.08	38.28	40.00	-1.72	160	100
640.3808	18.82	peak	23.51	42.33	46.00	-3.67	120	100

Frequency (MHz)	Reading (dBuV)		Factor (dB) Corr.	Result (dBuV/m)		Limit (dBuV/m)		Margin (dB)	Table Degree (Deg.)	Ant. High (cm)
	Peak	Ave.		Peak	Ave.	Peak	Ave.			
4824.0000	41.71	---	0.50	42.21	---	74.00	54.00	-31.79	250	100
7236.0000	40.46	---	4.06	44.52	---	74.00	54.00	-29.48	160	100
9648.0000	34.88	---	9.16	44.04	---	74.00	54.00	-29.96	215	100
12060.0000	33.73	---	13.89	47.62	---	74.00	54.00	-26.38	140	100



# **Worldwide Testing Services(Taiwan) Co., Ltd.**

Registration number: W6M21301-12981-C-1

FCC ID: YEI-N305213A

Mode: TX 802.11g CH6

Polarization: Horizontal

Frequency (MHz)	Reading (dBuV)	Detector	Factor (dB)	Result (dBuV/m)	Limit (dBuV/m)	Margin (dB)	Table Degree (Deg.)	Ant. High (cm)
249.6593	28.70	peak	14.14	42.84	46.00	-3.16	240	100
640.3808	18.64	peak	23.51	42.15	46.00	-3.85	130	100

Frequency (MHz)	Reading (dBuV)		Factor (dB) Corr.	Result (dBuV/m)		Limit (dBuV/m)		Margin (dB)	Table Degree (Deg.)	Ant. High (cm)
	Peak	Ave.		Peak	Ave.	Peak	Ave.			
4874.0000	41.84	---	0.61	42.45	---	74.00	54.00	-31.55	255	100
7311.0000	40.50	---	4.20	44.70	---	74.00	54.00	-29.30	130	100
9748.0000	34.90	---	9.51	44.41	---	74.00	54.00	-29.59	170	100
12185.0000	34.40	---	14.83	49.23	---	74.00	54.00	-24.77	235	100

Polarization: Vertical

Frequency (MHz)	Reading (dBuV)	Detector	Factor (dB)	Result (dBuV/m)	Limit (dBuV/m)	Margin (dB)	Table Degree (Deg.)	Ant. High (cm)
51.3828	24.60	peak	14.08	38.68	40.00	-1.32	235	100
640.3808	17.71	peak	23.51	41.22	46.00	-4.78	160	100

Frequency (MHz)	Reading (dBuV)		Factor (dB) Corr.	Result (dBuV/m)		Limit (dBuV/m)		Margin (dB)	Table Degree (Deg.)	Ant. High (cm)
	Peak	Ave.		Peak	Ave.	Peak	Ave.			
4874.0000	42.38	---	0.61	42.99	---	74.00	54.00	-31.01	310	100
7311.0000	40.38	---	4.20	44.58	---	74.00	54.00	-29.42	155	100
9748.0000	34.77	---	9.51	44.28	---	74.00	54.00	-29.72	110	100
12185.0000	32.95	---	14.83	47.78	---	74.00	54.00	-26.22	165	100

Mode: 802.11g CH11

Polarization: Horizontal

Frequency (MHz)	Reading (dBuV)	Detector	Factor (dB)	Result (dBuV/m)	Limit (dBuV/m)	Margin (dB)	Table Degree (Deg.)	Ant. High (cm)
249.6593	29.15	peak	14.14	43.29	46.00	-2.71	230	100
640.3808	19.09	peak	23.51	42.60	46.00	-3.40	200	100

Frequency (MHz)	Reading (dBuV)		Factor (dB) Corr.	Result (dBuV/m)		Limit (dBuV/m)		Margin (dB)	Table Degree (Deg.)	Ant. High (cm)
	Peak	Ave.		Peak	Ave.	Peak	Ave.			
4924.0000	41.23	---	0.84	42.07	---	74.00	54.00	-31.93	160	100
7386.0000	39.52	---	4.43	43.95	---	74.00	54.00	-30.05	110	100
9848.0000	35.52	---	9.76	45.28	---	74.00	54.00	-28.72	215	100
12310.0000	33.68	---	14.12	47.80	---	74.00	54.00	-26.20	130	100



# **Worldwide Testing Services(Taiwan) Co., Ltd.**

Registration number: W6M21301-12981-C-1

FCC ID: YEI-N305213A

Polarization: Vertical

Frequency (MHz)	Reading (dBuV)	Detector	Factor (dB)	Result (dBuV/m)	Limit (dBuV/m)	Margin (dB)	Table Degree (Deg.)	Ant. High (cm)
31.9440	25.07	peak	13.30	38.37	40.00	-1.63	265	100
51.3828	24.58	peak	14.08	38.66	40.00	-1.34	100	100

Frequency (MHz)	Reading (dBuV)		Factor (dB) Corr.	Result (dBuV/m)		Limit (dBuV/m)		Margin (dB)	Table Degree (Deg.)	Ant. High (cm)
	Peak	Ave.		Peak	Ave.	Peak	Ave.			
4924.0000	41.51	---	0.84	42.35	---	74.00	54.00	-31.65	265	100
7386.0000	39.65	---	4.43	44.08	---	74.00	54.00	-29.92	155	100
9848.0000	36.08	---	9.76	45.84	---	74.00	54.00	-28.16	275	100
12310.0000	33.08	---	14.12	47.20	---	74.00	54.00	-26.80	140	100

## **Port B**

Mode: TX 802.11b CH1

Polarization: Horizontal


Frequency (MHz)	Reading (dBuV)	Detector	Factor (dB)	Result (dBuV/m)	Limit (dBuV/m)	Margin (dB)	Table Degree (Deg.)	Ant. High (cm)
51.3828	17.79	peak	14.08	31.87	40.00	-8.13	275	100
249.6593	21.13	peak	14.14	35.27	46.00	-10.73	140	100

Frequency (MHz)	Reading (dBuV)		Factor (dB) Corr.	Result (dBuV/m)		Limit (dBuV/m)		Margin (dB)	Table Degree (Deg.)	Ant. High (cm)
	Peak	Ave.		Peak	Ave.	Peak	Ave.			
4824.0000	41.35	---	0.50	41.85	---	74.00	54.00	-32.15	130	100
7236.0000	39.96	---	4.06	44.02	---	74.00	54.00	-29.98	170	100
9648.0000	34.55	---	9.16	43.71	---	74.00	54.00	-30.29	145	100
12060.0000	34.13	---	13.89	48.02	---	74.00	54.00	-25.98	110	100

Polarization: Vertical

Frequency (MHz)	Reading (dBuV)	Detector	Factor (dB)	Result (dBuV/m)	Limit (dBuV/m)	Margin (dB)	Table Degree (Deg.)	Ant. High (cm)
78.5972	28.56	peak	10.09	38.65	40.00	-1.35	160	100
148.5772	26.87	peak	15.26	42.13	43.50	-1.37	135	100

Frequency (MHz)	Reading (dBuV)		Factor (dB) Corr.	Result (dBuV/m)		Limit (dBuV/m)		Margin (dB)	Table Degree (Deg.)	Ant. High (cm)
	Peak	Ave.		Peak	Ave.	Peak	Ave.			
4824.0000	40.96	---	0.50	41.46	---	74.00	54.00	-32.54	240	100
7236.0000	40.50	---	4.06	44.56	---	74.00	54.00	-29.44	215	100
9648.0000	35.07	---	9.16	44.23	---	74.00	54.00	-29.77	205	100
12060.0000	34.37	---	13.89	48.26	---	74.00	54.00	-25.74	230	100



# **Worldwide Testing Services(Taiwan) Co., Ltd.**

Registration number: W6M21301-12981-C-1

FCC ID: YEI-N305213A

Mode: TX 802.11b CH6

Polarization: Horizontal

Frequency (MHz)	Reading (dBuV)	Detector	Factor (dB)	Result (dBuV/m)	Limit (dBuV/m)	Margin (dB)	Table Degree (Deg.)	Ant. High (cm)
51.3828	16.38	peak	14.08	30.46	40.00	-9.54	240	100
249.6593	21.32	peak	14.14	35.46	46.00	-10.54	160	100

Frequency (MHz)	Reading (dBuV)		Factor (dB) Corr.	Result (dBuV/m)		Limit (dBuV/m)		Margin (dB)	Table Degree (Deg.)	Ant. High (cm)
	Peak	Ave.		Peak	Ave.	Peak	Ave.			
4874.0000	41.68	---	0.61	42.29	---	74.00	54.00	-31.71	110	100
7311.0000	39.88	---	4.20	44.08	---	74.00	54.00	-29.92	175	100
9748.0000	34.31	---	9.51	43.82	---	74.00	54.00	-30.18	150	100
12185.0000	31.75	---	14.83	46.58	---	74.00	54.00	-27.42	230	100

Polarization: Vertical

Frequency (MHz)	Reading (dBuV)	Detector	Factor (dB)	Result (dBuV/m)	Limit (dBuV/m)	Margin (dB)	Table Degree (Deg.)	Ant. High (cm)
49.4388	24.10	peak	14.25	38.35	40.00	-1.65	75	100
76.6533	28.02	peak	10.43	38.45	40.00	-1.55	160	100


Frequency (MHz)	Reading (dBuV)		Factor (dB) Corr.	Result (dBuV/m)		Limit (dBuV/m)		Margin (dB)	Table Degree (Deg.)	Ant. High (cm)
	Peak	Ave.		Peak	Ave.	Peak	Ave.			
4874.0000	41.58	---	0.61	42.19	---	74.00	54.00	-31.81	230	100
7311.0000	40.86	---	4.20	45.06	---	74.00	54.00	-28.94	145	100
9748.0000	34.67	---	9.51	44.18	---	74.00	54.00	-29.82	140	100
12185.0000	32.13	---	14.83	46.96	---	74.00	54.00	-27.04	160	100

Mode: TX 802.11b CH11

Polarization: Horizontal

Frequency (MHz)	Reading (dBuV)	Detector	Factor (dB)	Result (dBuV/m)	Limit (dBuV/m)	Margin (dB)	Table Degree (Deg.)	Ant. High (cm)
51.3828	16.66	peak	14.08	30.74	40.00	-9.26	275	100
249.6593	21.45	peak	14.14	35.59	46.00	-10.41	210	100

Frequency (MHz)	Reading (dBuV)		Factor (dB) Corr.	Result (dBuV/m)		Limit (dBuV/m)		Margin (dB)	Table Degree (Deg.)	Ant. High (cm)
	Peak	Ave.		Peak	Ave.	Peak	Ave.			
4924.0000	41.36	---	0.84	42.20	---	74.00	54.00	-31.80	115	100
7386.0000	39.85	---	4.43	44.28	---	74.00	54.00	-29.72	130	100
9848.0000	35.85	---	9.76	45.61	---	74.00	54.00	-28.39	240	100
12310.0000	33.86	---	14.12	47.98	---	74.00	54.00	-26.02	260	100



# **Worldwide Testing Services(Taiwan) Co., Ltd.**

Registration number: W6M21301-12981-C-1

FCC ID: YEI-N305213A

Polarization: Vertical

Frequency (MHz)	Reading (dBuV)	Detector	Factor (dB)	Result (dBuV/m)	Limit (dBuV/m)	Margin (dB)	Table Degree (Deg.)	Ant. High (cm)
49.4388	24.37	peak	14.25	38.62	40.00	-1.38	120	100
78.5972	28.40	peak	10.09	38.49	40.00	-1.51	165	100

Frequency (MHz)	Reading (dBuV)		Factor (dB) Corr.	Result (dBuV/m)		Limit (dBuV/m)		Margin (dB)	Table Degree (Deg.)	Ant. High (cm)
	Peak	Ave.		Peak	Ave.	Peak	Ave.			
4924.0000	40.72	---	0.84	41.56	---	74.00	54.00	-32.44	220	100
7386.0000	39.62	---	4.43	44.05	---	74.00	54.00	-29.95	145	100
9848.0000	34.36	---	9.76	44.12	---	74.00	54.00	-29.88	265	100
12310.0000	33.22	---	14.12	47.34	---	74.00	54.00	-26.66	210	100

Mode: TX 802.11g CH1

Polarization: Horizontal

Frequency (MHz)	Reading (dBuV)	Detector	Factor (dB)	Result (dBuV/m)	Limit (dBuV/m)	Margin (dB)	Table Degree (Deg.)	Ant. High (cm)
51.3828	15.74	peak	14.08	29.82	40.00	-10.18	225	100
249.6593	22.41	peak	14.14	36.55	46.00	-9.45	140	100

Frequency (MHz)	Reading (dBuV)		Factor (dB) Corr.	Result (dBuV/m)		Limit (dBuV/m)		Margin (dB)	Table Degree (Deg.)	Ant. High (cm)
	Peak	Ave.		Peak	Ave.	Peak	Ave.			
4824.0000	41.22	---	0.50	41.72	---	74.00	54.00	-32.28	105	100
7236.0000	40.07	---	4.06	44.13	---	74.00	54.00	-29.87	160	100
9648.0000	34.69	---	9.16	43.85	---	74.00	54.00	-30.15	240	100
12060.0000	33.56	---	13.89	47.45	---	74.00	54.00	-26.55	165	100

Polarization: Vertical

Frequency (MHz)	Reading (dBuV)	Detector	Factor (dB)	Result (dBuV/m)	Limit (dBuV/m)	Margin (dB)	Table Degree (Deg.)	Ant. High (cm)
49.4388	24.14	peak	14.25	38.39	40.00	-1.61	245	100
80.5411	28.53	peak	9.78	38.31	40.00	-1.69	160	100

Frequency (MHz)	Reading (dBuV)		Factor (dB) Corr.	Result (dBuV/m)		Limit (dBuV/m)		Margin (dB)	Table Degree (Deg.)	Ant. High (cm)
	Peak	Ave.		Peak	Ave.	Peak	Ave.			
4824.0000	41.05	---	0.50	41.55	---	74.00	54.00	-32.45	175	100
7236.0000	39.93	---	4.06	43.99	---	74.00	54.00	-30.01	130	100
9648.0000	35.09	---	9.16	44.25	---	74.00	54.00	-29.75	220	100
12060.0000	34.66	---	13.89	48.55	---	74.00	54.00	-25.45	140	100



# Worldwide Testing Services(Taiwan) Co., Ltd.

Registration number: W6M21301-12981-C-1

FCC ID: YEI-N305213A

Mode: TX 802.11g CH6

Polarization: Horizontal

Frequency (MHz)	Reading (dBuV)	Detector	Factor (dB)	Result (dBuV/m)	Limit (dBuV/m)	Margin (dB)	Table Degree (Deg.)	Ant. High (cm)
51.3828	16.58	peak	14.08	30.66	40.00	-9.34	120	100
249.6593	22.31	peak	14.14	36.45	46.00	-9.55	170	100

Frequency (MHz)	Reading (dBuV)		Factor (dB) Corr.	Result (dBuV/m)		Limit (dBuV/m)		Margin (dB)	Table Degree (Deg.)	Ant. High (cm)
	Peak	Ave.		Peak	Ave.	Peak	Ave.			
4874.0000	41.60	---	0.61	42.21	---	74.00	54.00	-31.79	220	100
7311.0000	40.12	---	4.20	44.32	---	74.00	54.00	-29.68	165	100
9748.0000	34.74	---	9.51	44.25	---	74.00	54.00	-29.75	170	100
12185.0000	31.83	---	14.83	46.66	---	74.00	54.00	-27.34	135	100

Polarization: Vertical

Frequency (MHz)	Reading (dBuV)	Detector	Factor (dB)	Result (dBuV/m)	Limit (dBuV/m)	Margin (dB)	Table Degree (Deg.)	Ant. High (cm)
51.3828	24.18	peak	14.08	38.26	40.00	-1.74	160	100
78.5972	28.50	peak	10.09	38.59	40.00	-1.41	110	100

Frequency (MHz)	Reading (dBuV)		Factor (dB) Corr.	Result (dBuV/m)		Limit (dBuV/m)		Margin (dB)	Table Degree (Deg.)	Ant. High (cm)
	Peak	Ave.		Peak	Ave.	Peak	Ave.			
4874.0000	41.88	---	0.61	42.49	---	74.00	54.00	-31.51	250	100
7311.0000	40.03	---	4.20	44.23	---	74.00	54.00	-29.77	210	100
9748.0000	34.98	---	9.51	44.49	---	74.00	54.00	-29.51	100	100
12185.0000	31.64	---	14.83	46.47	---	74.00	54.00	-27.53	260	100

Mode: 802.11g CH11

Polarization: Horizontal

Frequency (MHz)	Reading (dBuV)	Detector	Factor (dB)	Result (dBuV/m)	Limit (dBuV/m)	Margin (dB)	Table Degree (Deg.)	Ant. High (cm)
51.3828	16.93	peak	14.08	31.01	40.00	-8.99	110	100
249.6593	23.38	peak	14.14	37.52	46.00	-8.48	165	100

Frequency (MHz)	Reading (dBuV)		Factor (dB) Corr.	Result (dBuV/m)		Limit (dBuV/m)		Margin (dB)	Table Degree (Deg.)	Ant. High (cm)
	Peak	Ave.		Peak	Ave.	Peak	Ave.			
4924.0000	41.81	---	0.84	42.65	---	74.00	54.00	-31.35	170	100
7386.0000	39.36	---	4.43	43.79	---	74.00	54.00	-30.21	135	100
9848.0000	35.51	---	9.76	45.27	---	74.00	54.00	-28.73	220	100
12310.0000	33.95	---	14.12	48.07	---	74.00	54.00	-25.93	120	100





# Worldwide Testing Services(Taiwan) Co., Ltd.

Registration number: W6M21301-12981-C-1

FCC ID: YEI-N305213A

Polarization: Vertical

Frequency (MHz)	Reading (dBuV)	Detector	Factor (dB)	Result (dBuV/m)	Limit (dBuV/m)	Margin (dB)	Table Degree (Deg.)	Ant. High (cm)
51.3828	24.35	peak	14.08	38.43	40.00	-1.57	130	100
78.5972	28.59	peak	10.09	38.68	40.00	-1.32	170	100

Frequency (MHz)	Reading (dBuV)		Factor (dB) Corr.	Result (dBuV/m)		Limit (dBuV/m)		Margin (dB)	Table Degree (Deg.)	Ant. High (cm)
	Peak	Ave.		Peak	Ave.	Peak	Ave.			
4924.0000	40.49	---	0.84	41.33	---	74.00	54.00	-32.67	215	100
7386.0000	39.82	---	4.43	44.25	---	74.00	54.00	-29.75	270	100
9848.0000	35.51	---	9.76	45.27	---	74.00	54.00	-28.73	145	100
12310.0000	33.96	---	14.12	48.08	---	74.00	54.00	-25.92	110	100

## Port A + Port B

Mode: 802.11n 20MHz CH1

Polarization: Horizontal

Frequency (MHz)	Reading (dBuV)	Detector	Factor (dB)	Result (dBuV/m)	Limit (dBuV/m)	Margin (dB)	Table Degree (Deg.)	Ant. High (cm)
249.6593	29.21	peak	14.14	43.35	46.00	-2.65	210	100
640.3808	18.45	peak	23.51	41.96	46.00	-4.04	250	100

Frequency (MHz)	Reading (dBuV)		Factor (dB) Corr.	Result (dBuV/m)		Limit (dBuV/m)		Margin (dB)	Table Degree (Deg.)	Ant. High (cm)
	Peak	Ave.		Peak	Ave.	Peak	Ave.			
4824.0000	41.26	---	0.50	41.76	---	74.00	54.00	-32.24	75	100
7236.0000	40.45	---	4.06	44.51	---	74.00	54.00	-29.49	160	100
9648.0000	34.97	---	9.16	44.13	---	74.00	54.00	-29.87	330	100
12060.0000	33.51	---	13.89	47.40	---	74.00	54.00	-26.60	145	100

Polarization: Vertical

Frequency (MHz)	Reading (dBuV)	Detector	Factor (dB)	Result (dBuV/m)	Limit (dBuV/m)	Margin (dB)	Table Degree (Deg.)	Ant. High (cm)
31.9440	24.82	peak	13.30	38.12	40.00	-1.88	120	100
51.3828	24.01	peak	14.08	38.09	40.00	-1.91	90	100

Frequency (MHz)	Reading (dBuV)		Factor (dB) Corr.	Result (dBuV/m)		Limit (dBuV/m)		Margin (dB)	Table Degree (Deg.)	Ant. High (cm)
	Peak	Ave.		Peak	Ave.	Peak	Ave.			
4824.0000	41.14	---	0.50	41.64	---	74.00	54.00	-32.36	170	100
7236.0000	40.36	---	4.06	44.42	---	74.00	54.00	-29.58	220	100
9648.0000	35.38	---	9.16	44.54	---	74.00	54.00	-29.46	165	100
12060.0000	33.69	---	13.89	47.58	---	74.00	54.00	-26.42	130	100



# **Worldwide Testing Services(Taiwan) Co., Ltd.**

Registration number: W6M21301-12981-C-1

FCC ID: YEI-N305213A

Mode: 802.11n 20MHz CH6

Polarization: Horizontal

Frequency (MHz)	Reading (dBuV)	Detector	Factor (dB)	Result (dBuV/m)	Limit (dBuV/m)	Margin (dB)	Table Degree (Deg.)	Ant. High (cm)
249.6593	27.83	peak	14.14	41.97	46.00	-4.03	275	100
640.3808	17.77	peak	23.51	41.28	46.00	-4.72	230	100

Frequency (MHz)	Reading (dBuV)		Factor (dB) Corr.	Result (dBuV/m)		Limit (dBuV/m)		Margin (dB)	Table Degree (Deg.)	Ant. High (cm)
	Peak	Ave.		Peak	Ave.	Peak	Ave.			
4874.0000	42.16	---	0.61	42.77	---	74.00	54.00	-31.23	250	100
7311.0000	40.25	---	4.20	44.45	---	74.00	54.00	-29.55	310	100
9748.0000	34.48	---	9.51	43.99	---	74.00	54.00	-30.01	310	100
12185.0000	33.71	---	14.83	48.54	---	74.00	54.00	-25.46	120	100

Polarization: Vertical

Frequency (MHz)	Reading (dBuV)	Detector	Factor (dB)	Result (dBuV/m)	Limit (dBuV/m)	Margin (dB)	Table Degree (Deg.)	Ant. High (cm)
31.9440	25.04	peak	13.30	38.34	40.00	-1.66	330	100
51.3828	24.25	peak	14.08	38.33	40.00	-1.67	140	100

Frequency (MHz)	Reading (dBuV)		Factor (dB) Corr.	Result (dBuV/m)		Limit (dBuV/m)		Margin (dB)	Table Degree (Deg.)	Ant. High (cm)
	Peak	Ave.		Peak	Ave.	Peak	Ave.			
4874.0000	41.65	---	0.61	42.26	---	74.00	54.00	-31.74	275	100
7311.0000	39.98	---	4.20	44.18	---	74.00	54.00	-29.82	130	100
9748.0000	34.58	---	9.51	44.09	---	74.00	54.00	-29.91	325	100
12185.0000	33.05	---	14.83	47.88	---	74.00	54.00	-26.12	110	100

Mode: 802.11n 20MHz CH11

Polarization: Horizontal

Frequency (MHz)	Reading (dBuV)	Detector	Factor (dB)	Result (dBuV/m)	Limit (dBuV/m)	Margin (dB)	Table Degree (Deg.)	Ant. High (cm)
249.6593	28.56	peak	14.14	42.70	46.00	-3.30	275	100
640.3808	18.51	peak	23.51	42.02	46.00	-3.98	230	100

Frequency (MHz)	Reading (dBuV)		Factor (dB) Corr.	Result (dBuV/m)		Limit (dBuV/m)		Margin (dB)	Table Degree (Deg.)	Ant. High (cm)
	Peak	Ave.		Peak	Ave.	Peak	Ave.			
4924.0000	41.62	---	0.84	42.46	---	74.00	54.00	-31.54	265	100
7386.0000	39.75	---	4.43	44.18	---	74.00	54.00	-29.82	135	100
9848.0000	35.95	---	9.76	45.71	---	74.00	54.00	-28.29	330	100
12310.0000	34.21	---	14.12	48.33	---	74.00	54.00	-25.67	140	100





# Worldwide Testing Services(Taiwan) Co., Ltd.

Registration number: W6M21301-12981-C-1

FCC ID: YEI-N305213A

Polarization: Vertical

Frequency (MHz)	Reading (dBuV)	Detector	Factor (dB)	Result (dBuV/m)	Limit (dBuV/m)	Margin (dB)	Table Degree (Deg.)	Ant. High (cm)
31.9440	24.70	peak	13.30	38.00	40.00	-2.00	140	100
640.3808	17.54	peak	23.51	41.05	46.00	-4.95	110	100

Frequency (MHz)	Reading (dBuV)		Factor (dB) Corr.	Result (dBuV/m)		Limit (dBuV/m)		Margin (dB)	Table Degree (Deg.)	Ant. High (cm)
	Peak	Ave.		Peak	Ave.	Peak	Ave.			
4924.0000	41.92	---	0.84	42.76	---	74.00	54.00	-31.24	260	100
7386.0000	39.96	---	4.43	44.39	---	74.00	54.00	-29.61	220	100
9848.0000	35.49	---	9.76	45.25	---	74.00	54.00	-28.75	320	100
12310.0000	33.61	---	14.12	47.73	---	74.00	54.00	-26.27	165	100

Mode: 802.11n 40MHz CH1

Polarization: Horizontal

Frequency (MHz)	Reading (dBuV)	Detector	Factor (dB)	Result (dBuV/m)	Limit (dBuV/m)	Margin (dB)	Table Degree (Deg.)	Ant. High (cm)
249.6593	29.24	peak	14.14	43.38	46.00	-2.62	255	100
640.3808	17.93	peak	23.51	41.44	46.00	-4.56	140	100

Frequency (MHz)	Reading (dBuV)		Factor (dB) Corr.	Result (dBuV/m)		Limit (dBuV/m)		Margin (dB)	Table Degree (Deg.)	Ant. High (cm)
	Peak	Ave.		Peak	Ave.	Peak	Ave.			
4844.0000	40.73	---	0.54	41.27	---	74.00	54.00	-32.73	240	100
7266.0000	41.17	---	4.11	45.28	---	74.00	54.00	-28.72	160	100
9688.0000	35.75	---	9.19	44.94	---	74.00	54.00	-29.06	335	100
12110.0000	34.10	---	14.34	48.44	---	74.00	54.00	-25.56	125	100

Polarization: Vertical

Frequency (MHz)	Reading (dBuV)	Detector	Factor (dB)	Result (dBuV/m)	Limit (dBuV/m)	Margin (dB)	Table Degree (Deg.)	Ant. High (cm)
31.9440	24.70	peak	13.30	38.00	40.00	-2.00	130	100
51.3828	23.45	peak	14.08	37.53	40.00	-2.47	150	100

Frequency (MHz)	Reading (dBuV)		Factor (dB) Corr.	Result (dBuV/m)		Limit (dBuV/m)		Margin (dB)	Table Degree (Deg.)	Ant. High (cm)
	Peak	Ave.		Peak	Ave.	Peak	Ave.			
4844.0000	41.08	---	0.54	41.62	---	74.00	54.00	-32.38	140	100
7266.0000	40.80	---	4.11	44.91	---	74.00	54.00	-29.09	165	100
9688.0000	34.80	---	9.19	43.99	---	74.00	54.00	-30.01	255	100
12110.0000	34.37	---	14.34	48.71	---	74.00	54.00	-25.29	130	100



# **Worldwide Testing Services(Taiwan) Co., Ltd.**

Registration number: W6M21301-12981-C-1

FCC ID: YEI-N305213A

Mode: 802.11n 40MHz CH4

Polarization: Horizontal

Frequency (MHz)	Reading (dBuV)	Detector	Factor (dB)	Result (dBuV/m)	Limit (dBuV/m)	Margin (dB)	Table Degree (Deg.)	Ant. High (cm)
249.6593	28.90	peak	14.14	43.04	46.00	-2.96	210	100
640.3808	18.52	peak	23.51	42.03	46.00	-3.97	115	100

Frequency (MHz)	Reading (dBuV)		Factor (dB) Corr.	Result (dBuV/m)		Limit (dBuV/m)		Margin (dB)	Table Degree (Deg.)	Ant. High (cm)
	Peak	Ave.		Peak	Ave.	Peak	Ave.			
4874.0000	41.71	---	0.61	42.32	---	74.00	54.00	-31.68	335	100
7311.0000	40.11	---	4.20	44.31	---	74.00	54.00	-29.69	110	100
9748.0000	34.93	---	9.51	44.44	---	74.00	54.00	-29.56	145	100
12185.0000	32.98	---	14.83	47.81	---	74.00	54.00	-26.19	130	100

Polarization: Vertical

Frequency (MHz)	Reading (dBuV)	Detector	Factor (dB)	Result (dBuV/m)	Limit (dBuV/m)	Margin (dB)	Table Degree (Deg.)	Ant. High (cm)
31.9440	25.12	peak	13.30	38.42	40.00	-1.58	330	100
51.3828	23.94	peak	14.08	38.02	40.00	-1.98	160	100

Frequency (MHz)	Reading (dBuV)		Factor (dB) Corr.	Result (dBuV/m)		Limit (dBuV/m)		Margin (dB)	Table Degree (Deg.)	Ant. High (cm)
	Peak	Ave.		Peak	Ave.	Peak	Ave.			
4874.0000	41.81	---	0.61	42.42	---	74.00	54.00	-31.58	265	100
7311.0000	40.75	---	4.20	44.95	---	74.00	54.00	-29.05	140	100
9748.0000	35.51	---	9.51	45.02	---	74.00	54.00	-28.98	230	100
12185.0000	32.68	---	14.83	47.51	---	74.00	54.00	-26.49	115	100

Mode: 802.11n 40MHz CH7

Polarization: Horizontal

Frequency (MHz)	Reading (dBuV)	Detector	Factor (dB)	Result (dBuV/m)	Limit (dBuV/m)	Margin (dB)	Table Degree (Deg.)	Ant. High (cm)
249.6593	27.99	peak	14.14	42.13	46.00	-3.87	110	100
640.3808	19.63	peak	23.51	43.14	46.00	-2.86	160	100

Frequency (MHz)	Reading (dBuV)		Factor (dB) Corr.	Result (dBuV/m)		Limit (dBuV/m)		Margin (dB)	Table Degree (Deg.)	Ant. High (cm)
	Peak	Ave.		Peak	Ave.	Peak	Ave.			
4904.0000	41.23	---	0.70	41.93	---	74.00	54.00	-32.07	330	100
7356.0000	40.97	---	4.34	45.31	---	74.00	54.00	-28.69	100	100
9808.0000	34.90	---	9.83	44.73	---	74.00	54.00	-29.27	135	100
12260.0000	34.52	---	14.37	48.89	---	74.00	54.00	-25.11	215	100



# Worldwide Testing Services(Taiwan) Co., Ltd.

Registration number: W6M21301-12981-C-1

FCC ID: YEI-N305213A

Polarization: Vertical

Frequency (MHz)	Reading (dBuV)	Detector	Factor (dB)	Result (dBuV/m)	Limit (dBuV/m)	Margin (dB)	Table Degree (Deg.)	Ant. High (cm)
31.9440	25.29	peak	13.30	38.59	40.00	-1.41	140	100
51.3828	23.83	peak	14.08	37.91	40.00	-2.09	125	100

Frequency (MHz)	Reading (dBuV)		Factor (dB) Corr.	Result (dBuV/m)		Limit (dBuV/m)		Margin (dB)	Table Degree (Deg.)	Ant. High (cm)
	Peak	Ave.		Peak	Ave.	Peak	Ave.			
4904.0000	41.68	---	0.70	42.38	---	74.00	54.00	-31.62	150	100
7356.0000	40.56	---	4.34	44.90	---	74.00	54.00	-29.10	230	100
9808.0000	37.10	---	9.83	46.93	---	74.00	54.00	-27.07	205	100
12260.0000	34.99	---	14.37	49.36	---	74.00	54.00	-24.64	350	100

## Note

1. Correction Factor = Antenna factor + Cable loss - Preamplifier
2. The formula of measured value as: Test Result = Reading + Correction Factor
3. Detector function in the form : PK = Peak, QP = Quasi Peak, AV = Average
4. All not in the table noted test results are more than 20 dB below the relevant limits.
5. Measurement uncertainty for 3m measurement: 30-1000 MHz =  $\pm 3.72$  dB, 1-18 GHz =  $\pm 5.33$  dB, 18-40 GHz =  $\pm 3.43$  dB ; Reported uncertainties represent expanded uncertainties expressed at approximately the 95% confidence level using a coverage factor of k = 2.
6. See attached diagrams in appendix.

**TEST RESULT (Transmitter):** The unit DOES meet the FCC requirements.

Test equipment used: ETSTW-RE 003, ETSTW-RE 004, ETSTW-RE 030, ETSTW-RE 111, ETSTW-RE 088, ETSTW-RE 018

Registration number: W6M21301-12981-C-1

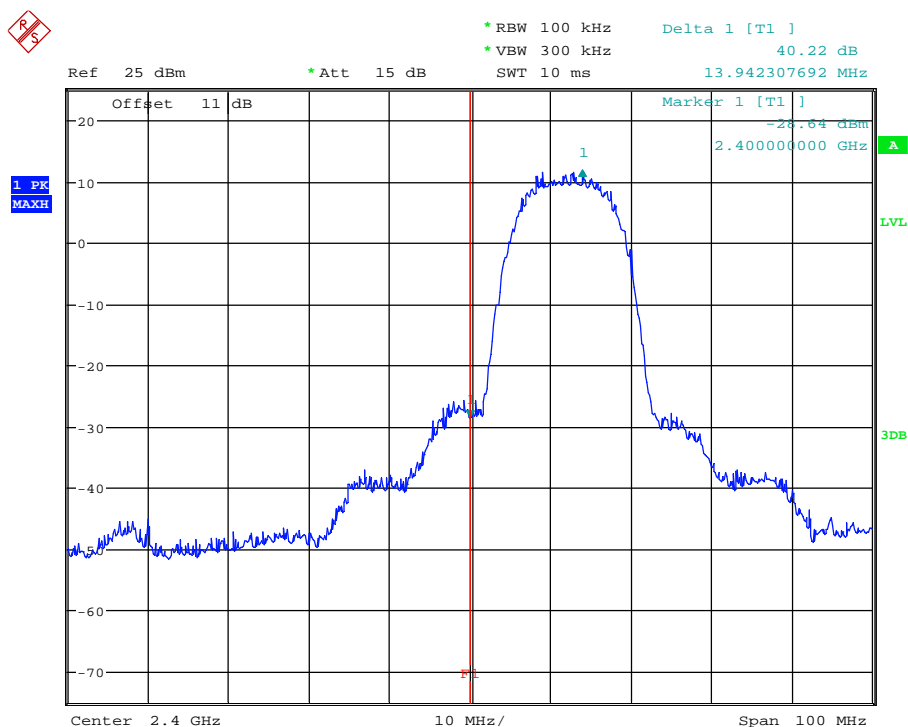
FCC ID: YEI-N305213A

## 3.6 Radiated Emission on the band edge

According to FCC rules part 15 subpart C §15.247(c) in any 100 kHz bandwidth outside the frequency band in which the intentional radiator is operating, the radio frequency power that is produced by the intentional radiator shall be at least 20dB below that in the 100 kHz bandwidth within the band that contains the highest level of the desired power, based on either an RF conducted or a radiated measurement. Attenuation below the general limits specified in § 15.209(a) is not required.

In addition radiated emission which fall in the restricted bands, as defined in section 15.205(a), must also with the radiated emission limits.

## Port A

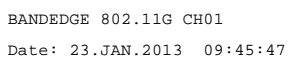
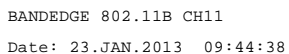


BANDEGE 802.11B CH01

Date: 23.JAN.2013 09:36:43



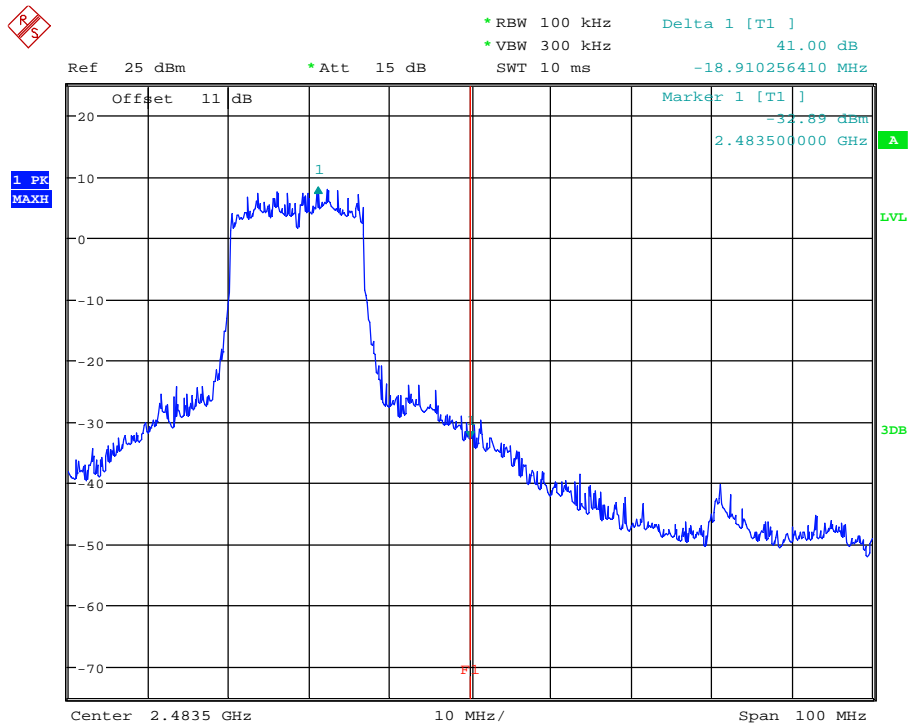
FCC ID: YEI-N305213A





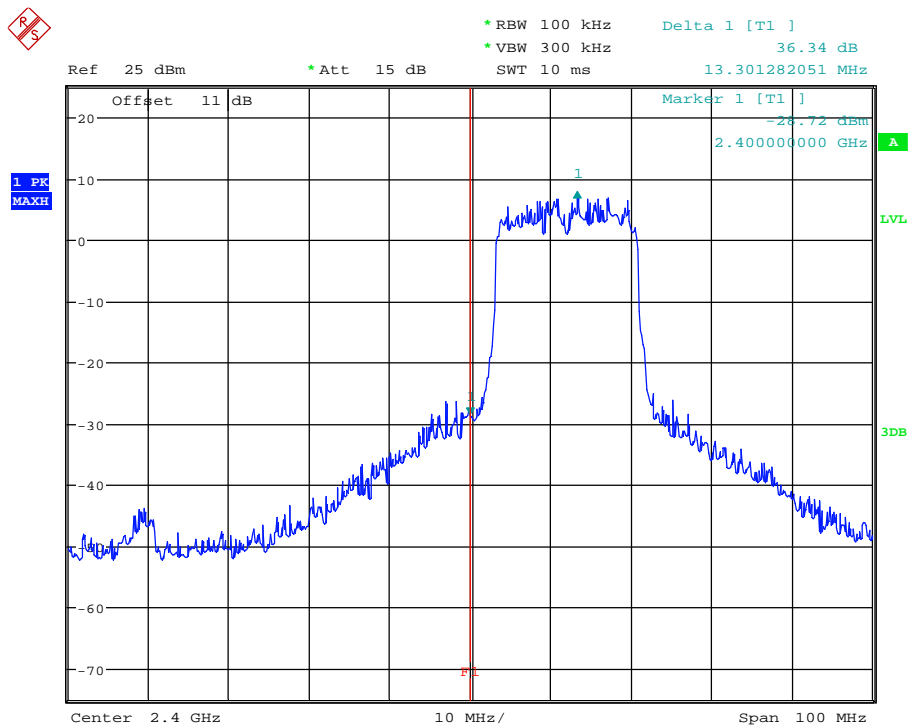
Registration number: W6M21301-12981-C-1

FCC ID: YEI-N305213A



BANDEDGE 802.11G CH11

Date: 23.JAN.2013 12:09:10



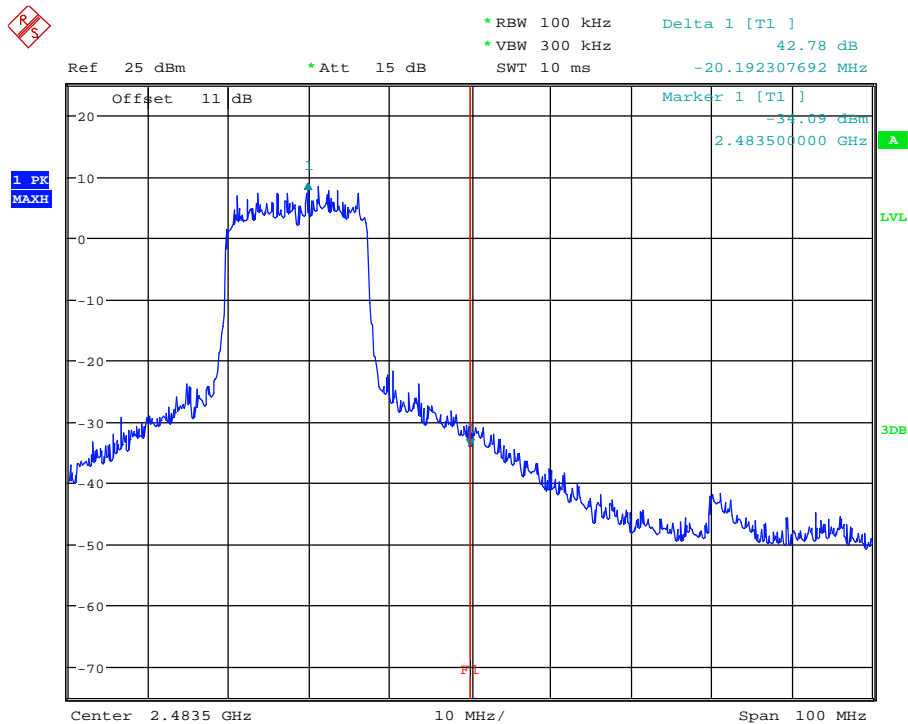
BANDEDGE 802.11N 20MHZ CH01

Date: 23.JAN.2013 12:10:05



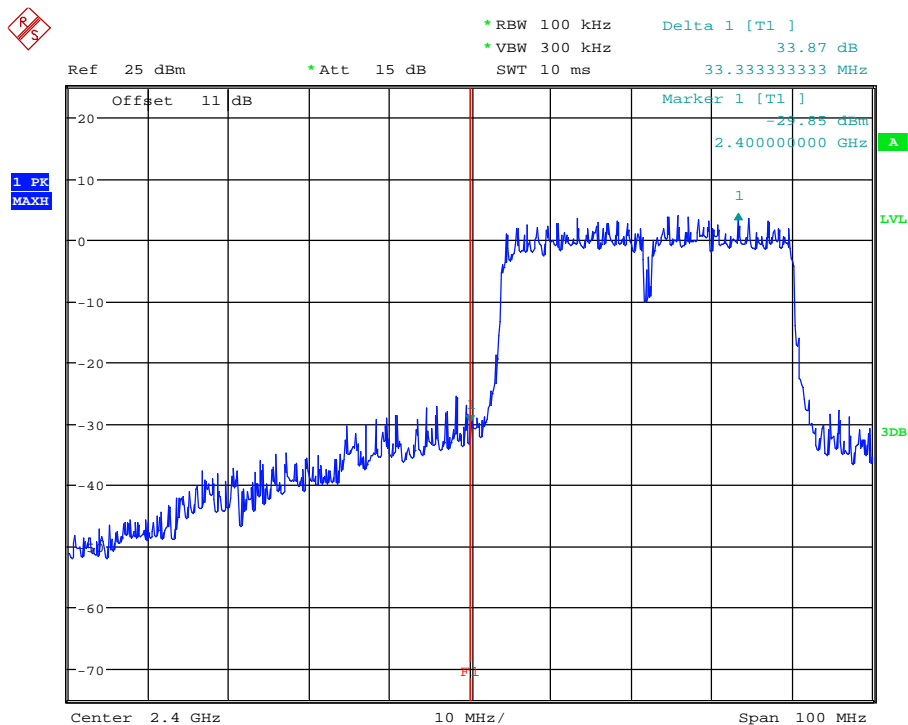
Registration number: W6M21301-12981-C-1

FCC ID: YEI-N305213A



BANDEDGE 802.11N 20MHZ CH11

Date: 23.JAN.2013 12:11:21



BANDEDGE 802.11N 40MHZ CH01

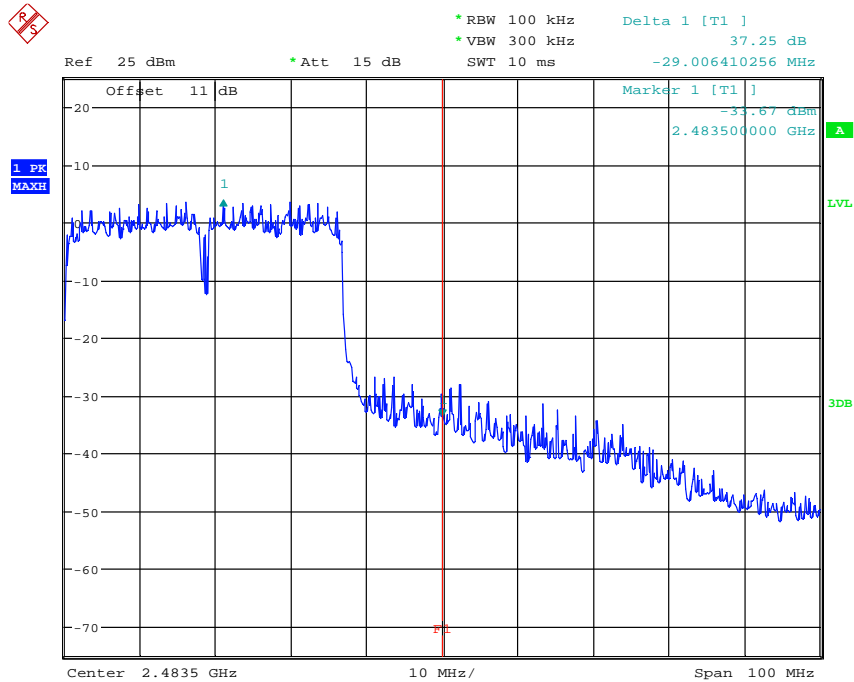
Date: 23.JAN.2013 12:21:17





Registration number: W6M21301-12981-C-1

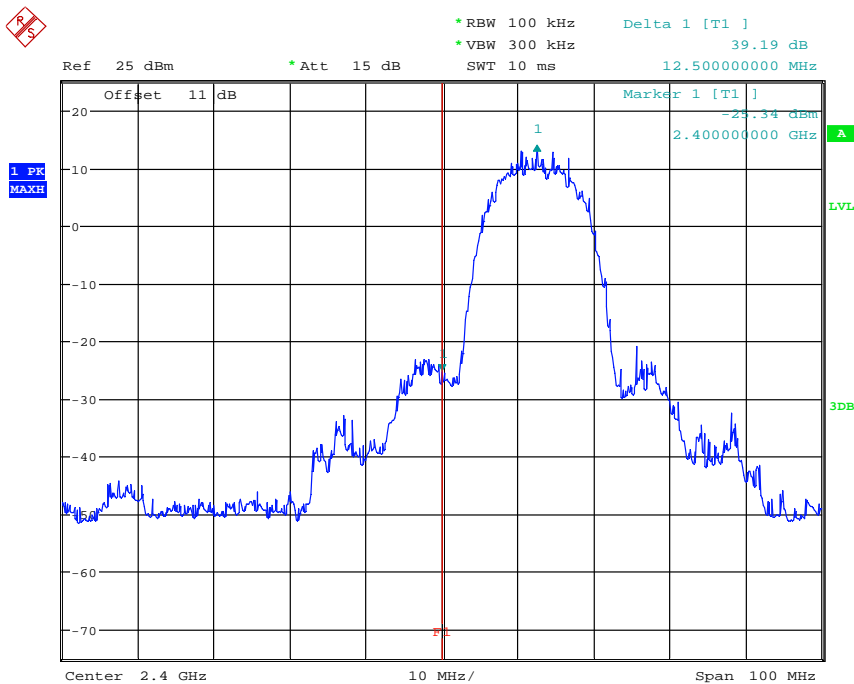
FCC ID: YEI-N305213A



BANDEDGE 802.11N 40MHZ CH07

Date: 23.JAN.2013 12:25:37

## Port B



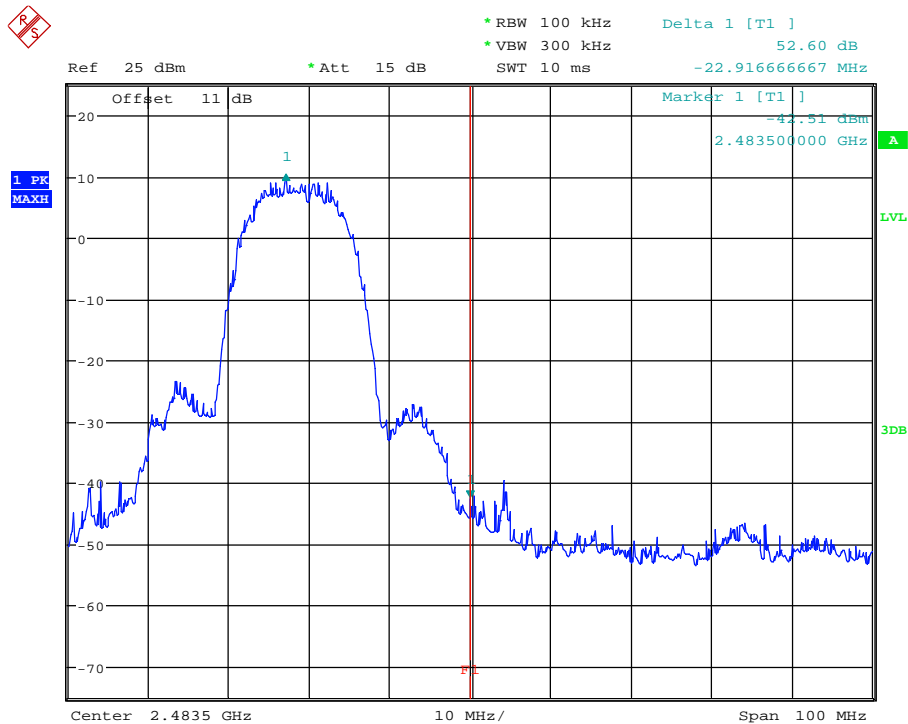
BANDEDGE 802.11B CH01

Date: 23.JAN.2013 13:51:05



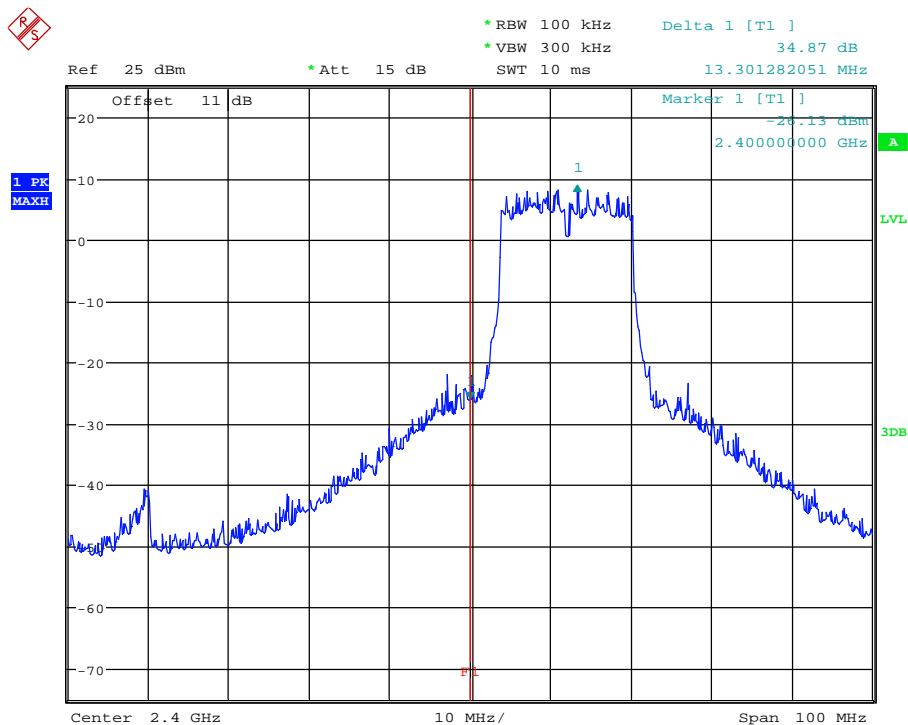
Registration number: W6M21301-12981-C-1

FCC ID: YEI-N305213A



BANDEDGE 802.11B CH11

Date: 23.JAN.2013 13:52:45



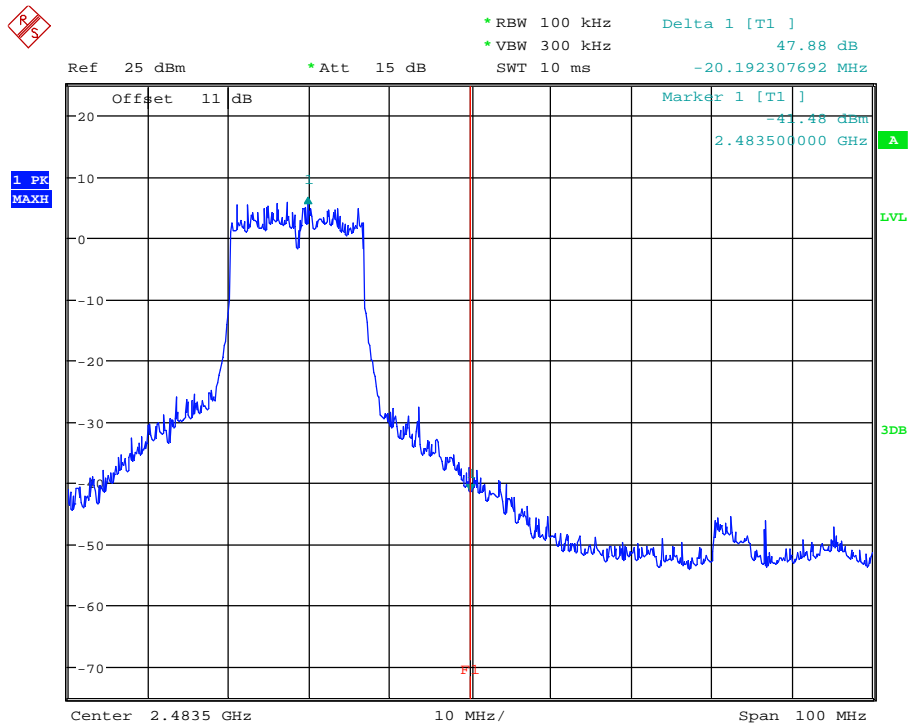
BANDEDGE 802.11G CH01

Date: 23.JAN.2013 13:54:14



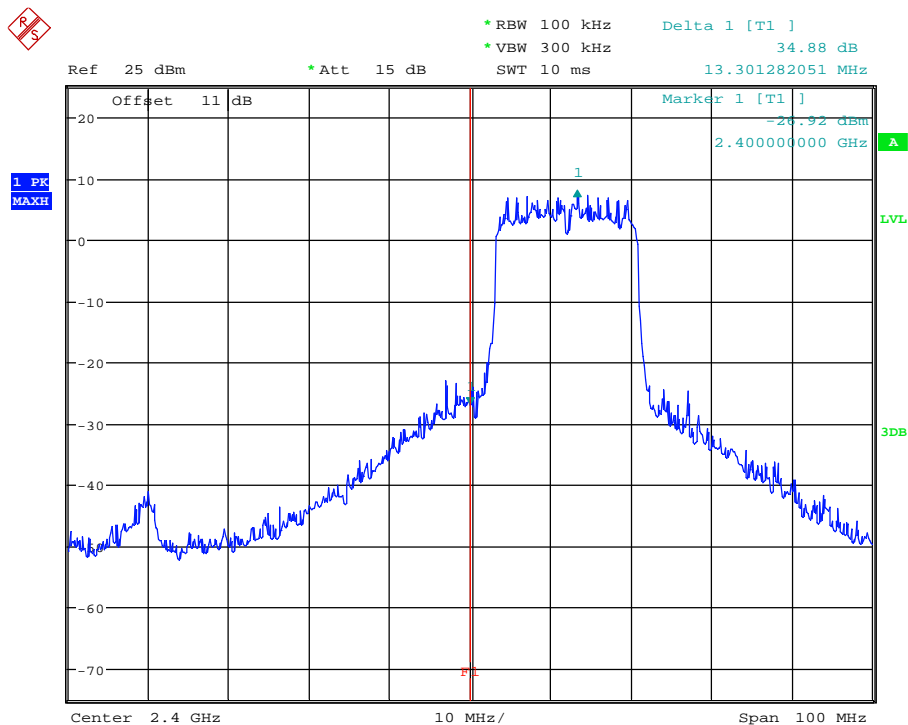
Registration number: W6M21301-12981-C-1

FCC ID: YEI-N305213A



BANDEDGE 802.11G CH11

Date: 23.JAN.2013 13:56:04



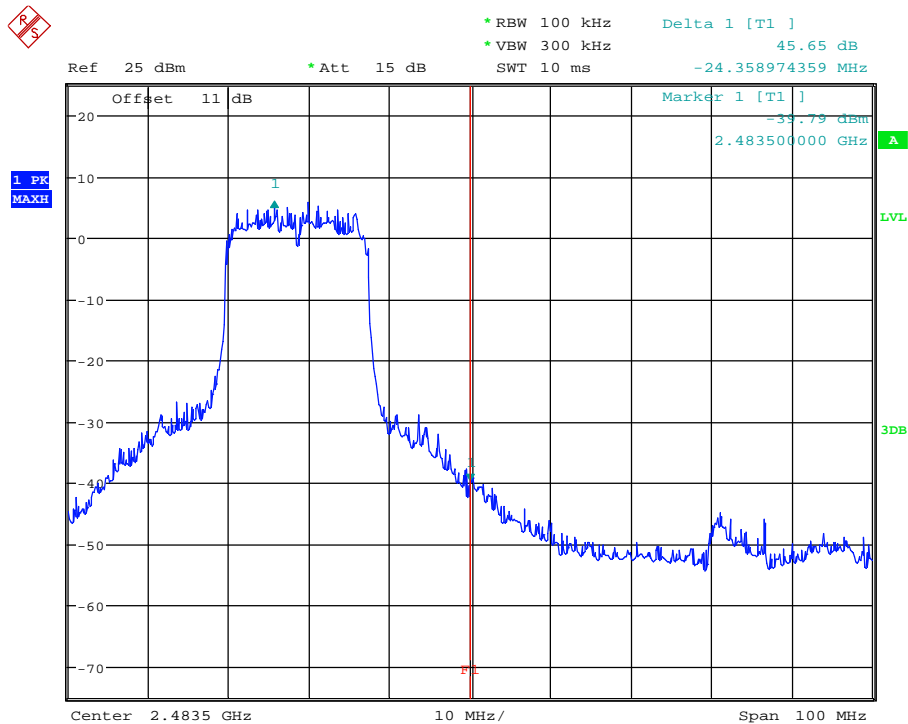
BANDEDGE 802.11N 20MHZ CH01

Date: 23.JAN.2013 13:56:53



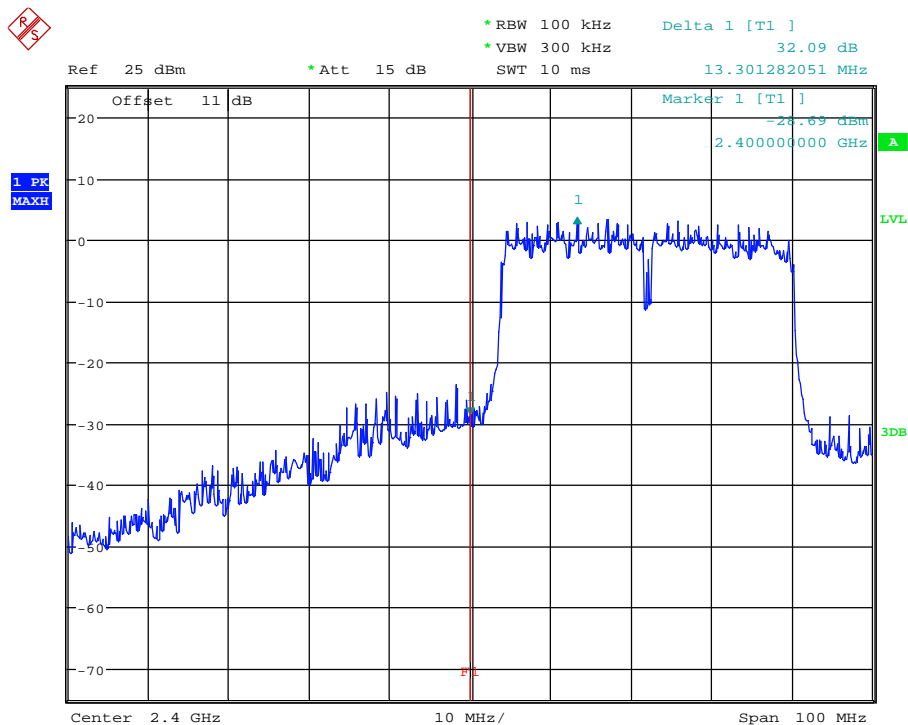
Registration number: W6M21301-12981-C-1

FCC ID: YEI-N305213A



BANDEdge 802.11N 20MHZ CH11

Date: 23.JAN.2013 13:58:41



BANDEdge 802.11N 40MHZ CH01

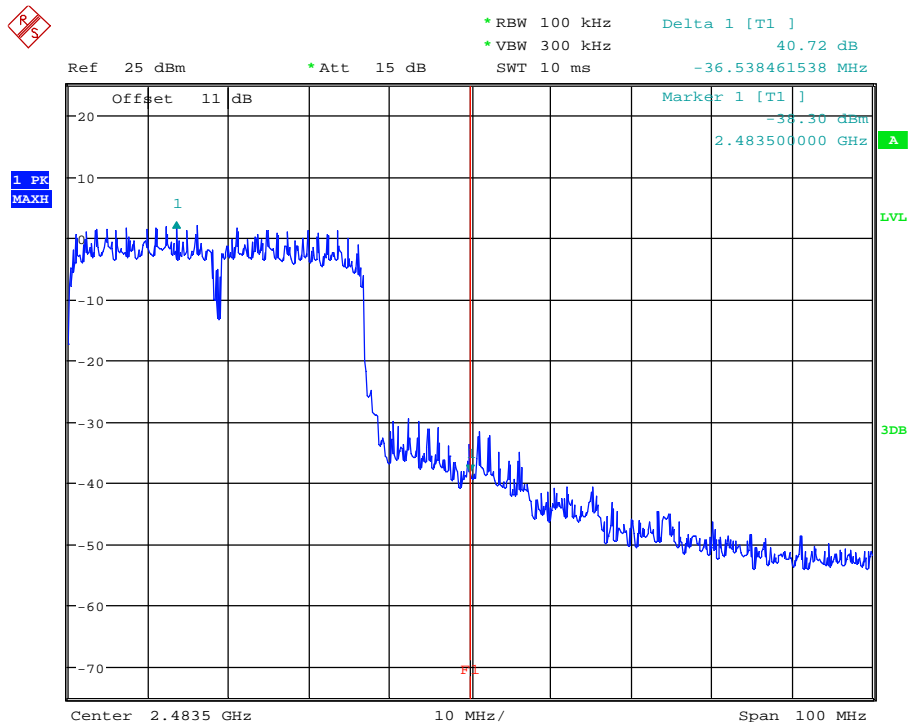
Date: 23.JAN.2013 14:01:17



# Worldwide Testing Services(Taiwan) Co., Ltd.

Registration number: W6M21301-12981-C-1

FCC ID: YEI-N305213A



BANDEDGE 802.11N 40MHZ CH07

Date: 23.JAN.2013 14:04:15

Limit:

Frequency Range / MHz	Limit
902 - 928	- 20 dB
2400 - 2483.5	
5725 - 5850	

Test equipment used: ETSTW-RE 055, ETSTW-RE 050



Registration number: W6M21301-12981-C-1

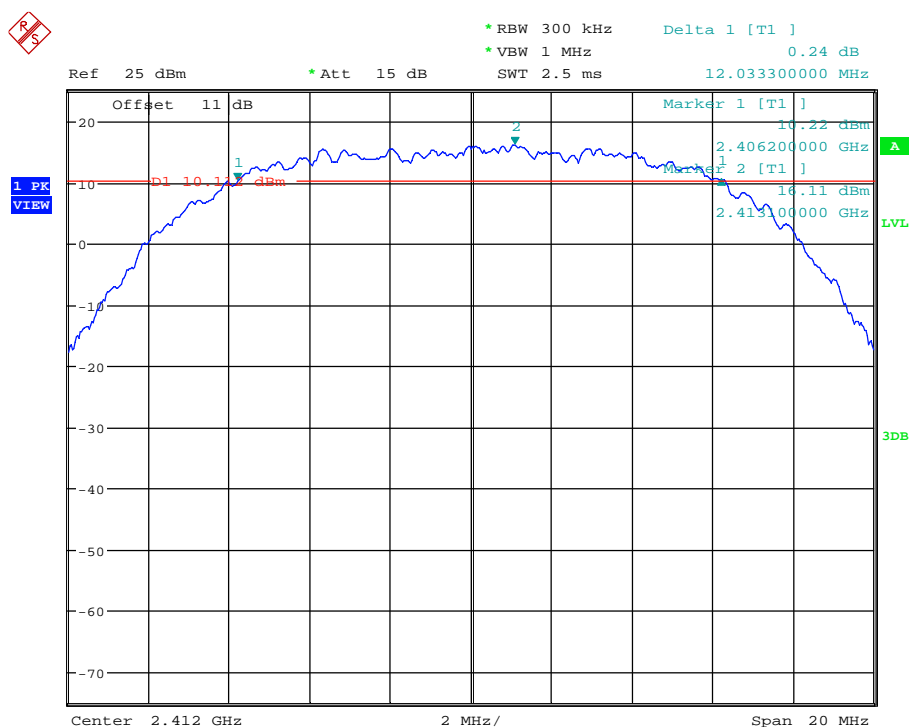
FCC ID: YEI-N305213A

## 3.7 Minimum 6 dB Bandwidth

The analyzer ResBW was set to 100 kHz. For each RF output channel investigated, the spectrum analyzer center frequency was set to the channel carrier. A PEAK reading was taken, two markers were set 6 dB below the maximum level on the right and the left side of the emission.

The 6 dB bandwidth is the frequency difference between the two markers.

### Port A



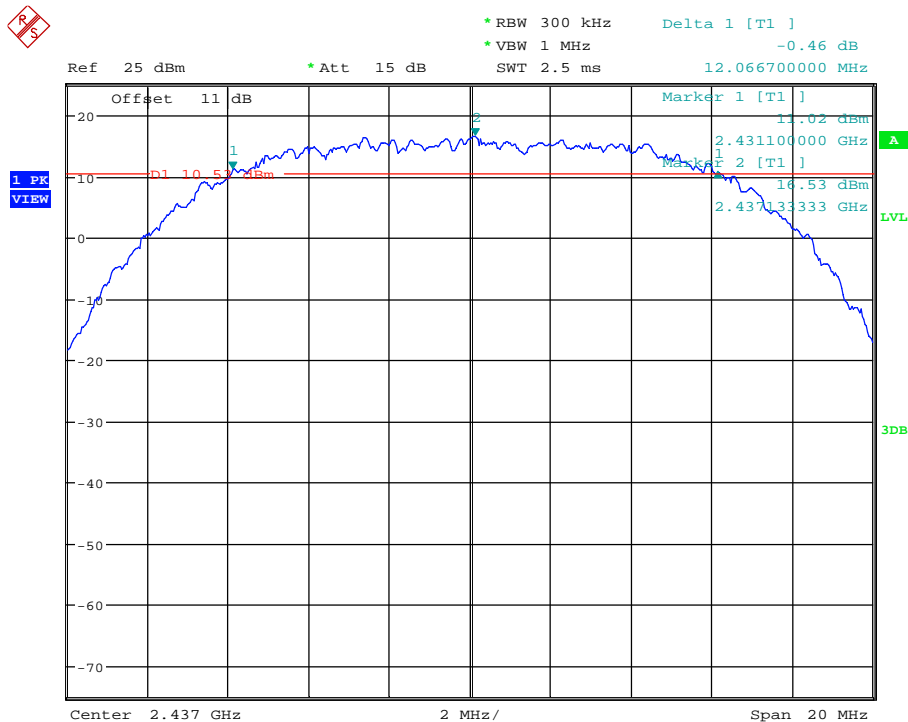
6DB BANDWIDTH 802.11B CH01

Date: 23.JAN.2013 09:36:31



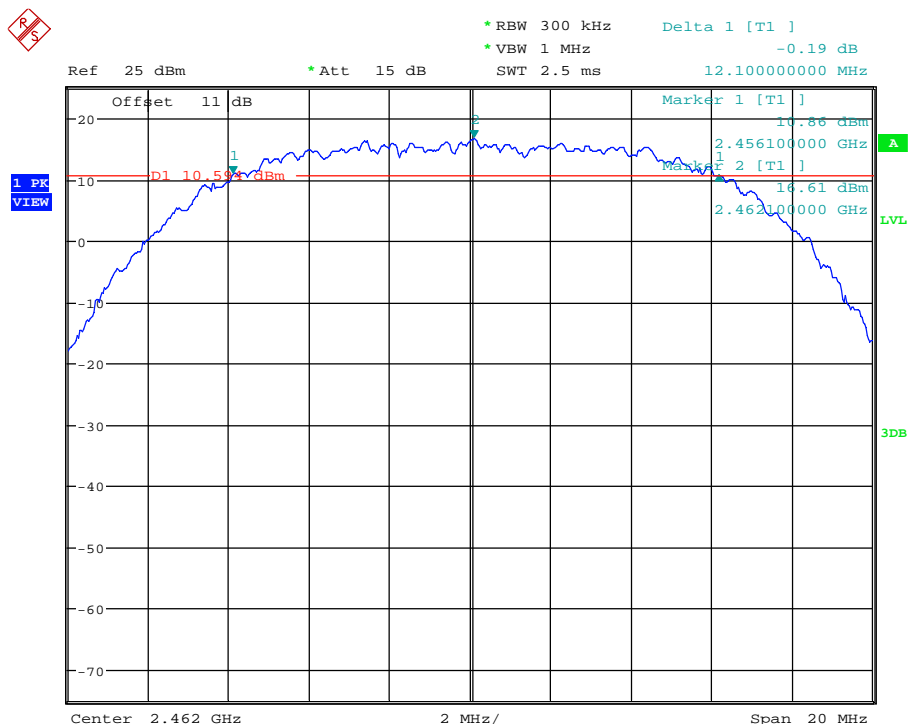
Registration number: W6M21301-12981-C-1

FCC ID: YEI-N305213A



6DB BANDWIDTH 802.11B CH06

Date: 23.JAN.2013 09:42:39



6DB BANDWIDTH 802.11B CH11

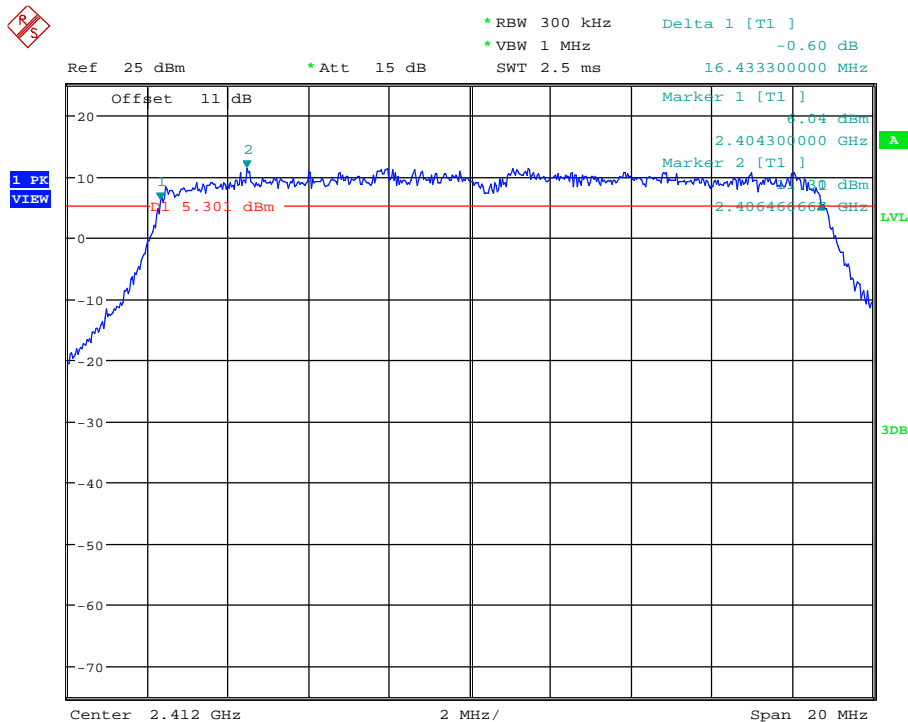
Date: 23.JAN.2013 09:44:27





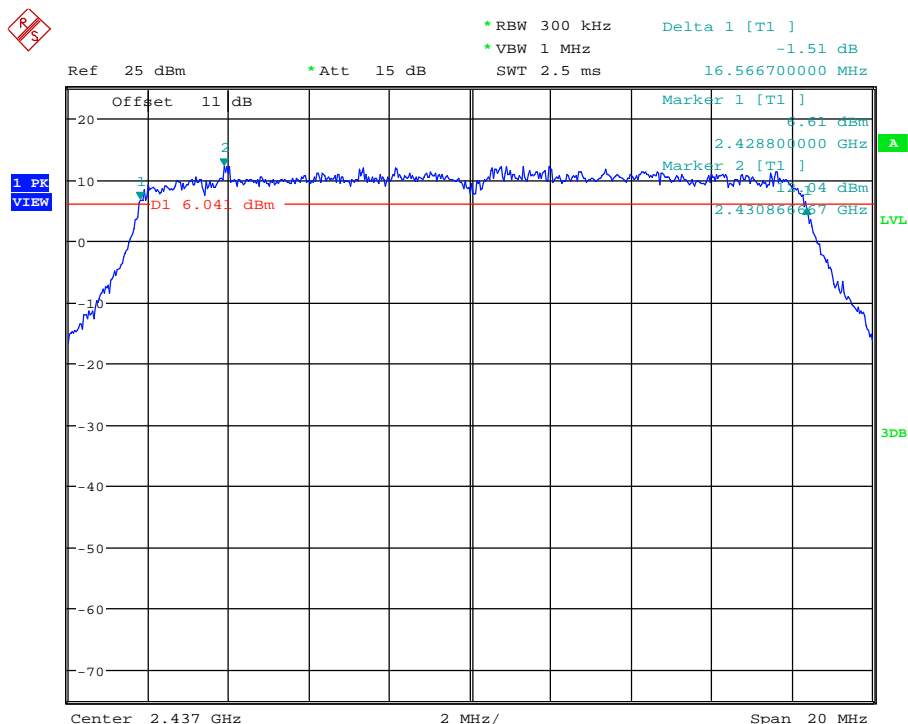
Registration number: W6M21301-12981-C-1

FCC ID: YEI-N305213A



6DB BANDWIDTH 802.11G CH01

Date: 23.JAN.2013 09:45:36

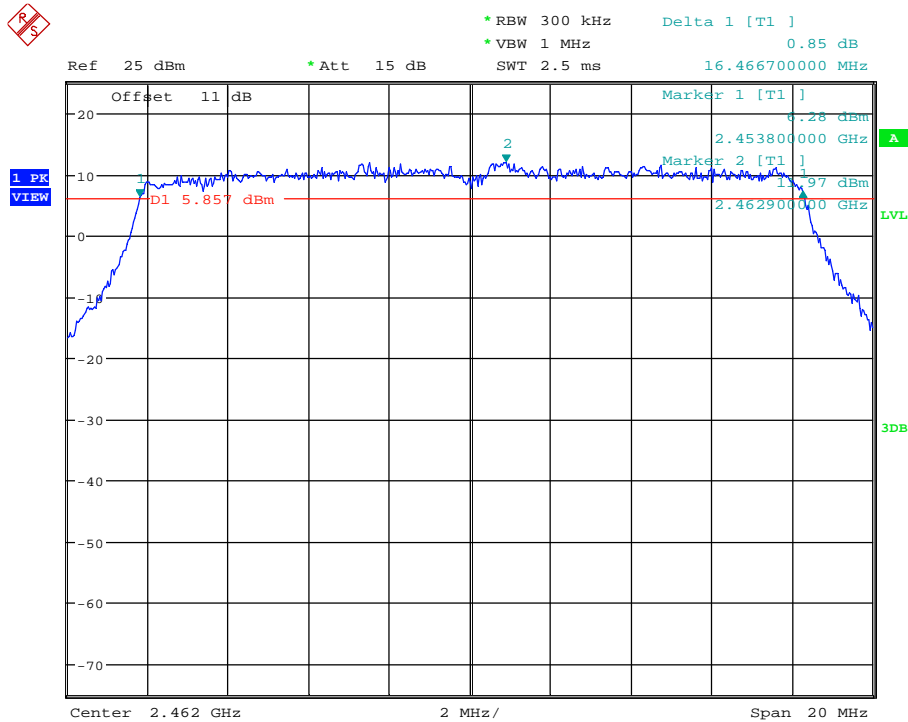


6DB BANDWIDTH 802.11G CH06

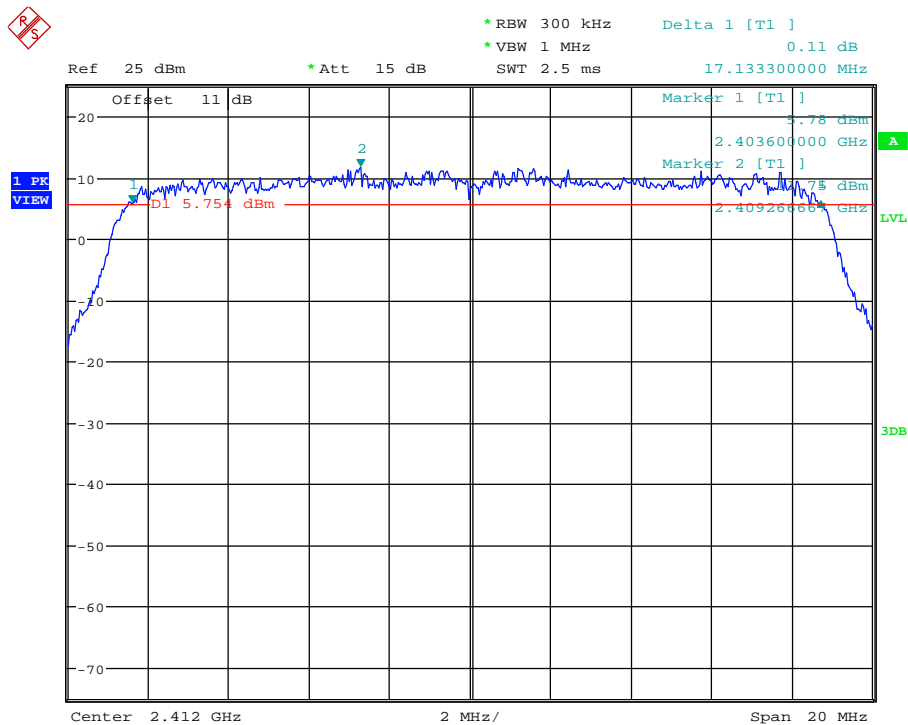
Date: 23.JAN.2013 09:46:16



Registration number: W6M21301-12981-C-1  
FCC ID: YEI-N305213A



6DB BANDWIDTH 802.11G CH11  
Date: 23.JAN.2013 12:08:59

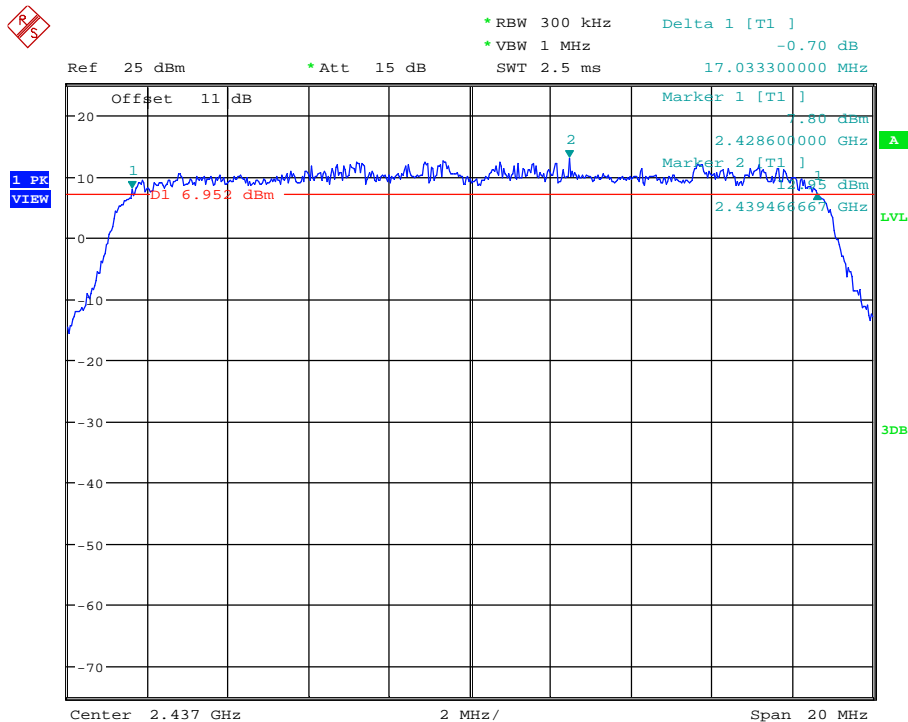


6DB BANDWIDTH 802.11N 20MHZ CH01  
Date: 23.JAN.2013 12:09:54



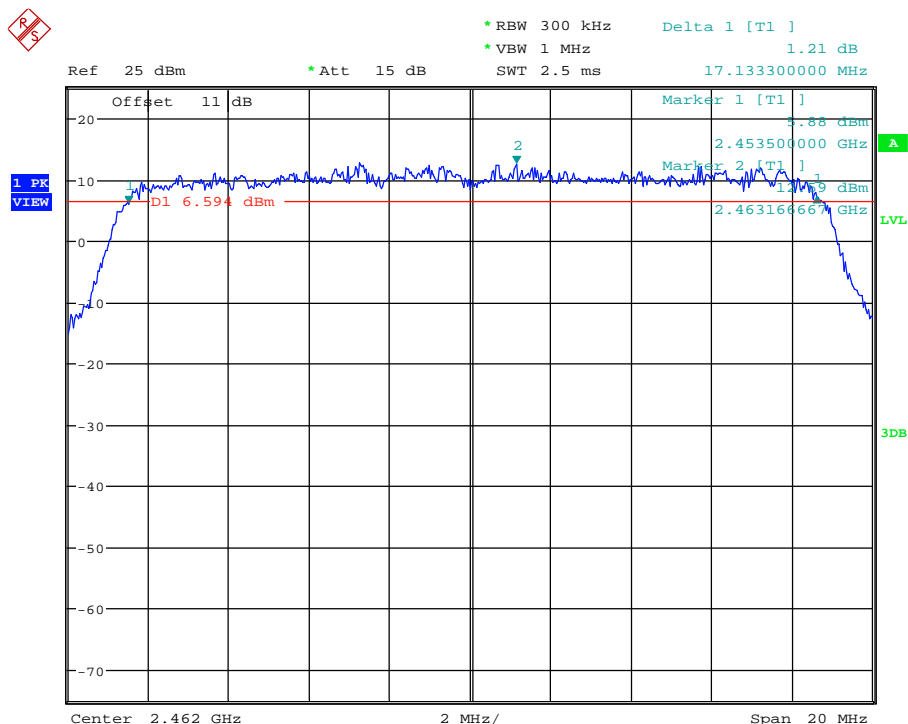
Registration number: W6M21301-12981-C-1

FCC ID: YEI-N305213A



6DB BANDWIDTH 802.11N 20MHZ CH06

Date: 23.JAN.2013 12:10:32



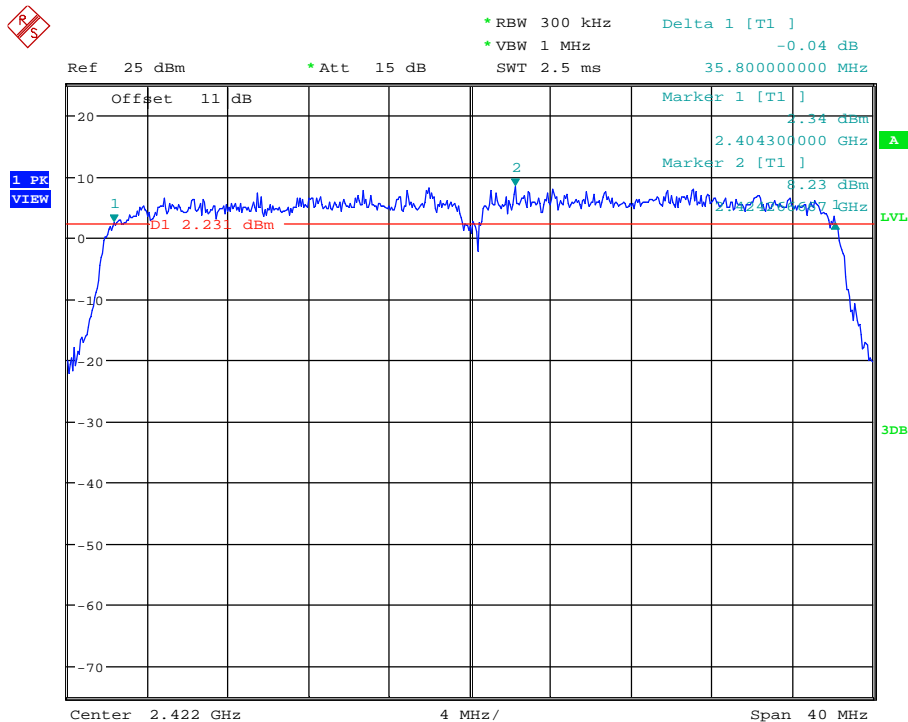
6DB BANDWIDTH 802.11N 20MHZ CH11

Date: 23.JAN.2013 12:11:10



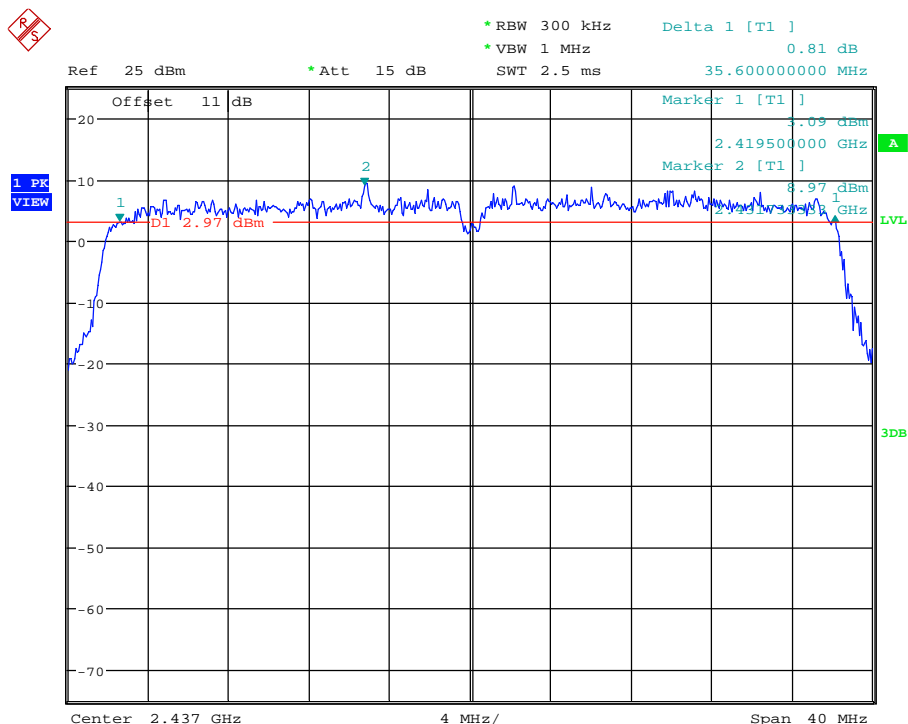
Registration number: W6M21301-12981-C-1

FCC ID: YEI-N305213A



6DB BANDWIDTH 802.11N 40MHZ CH01

Date: 23.JAN.2013 12:21:06



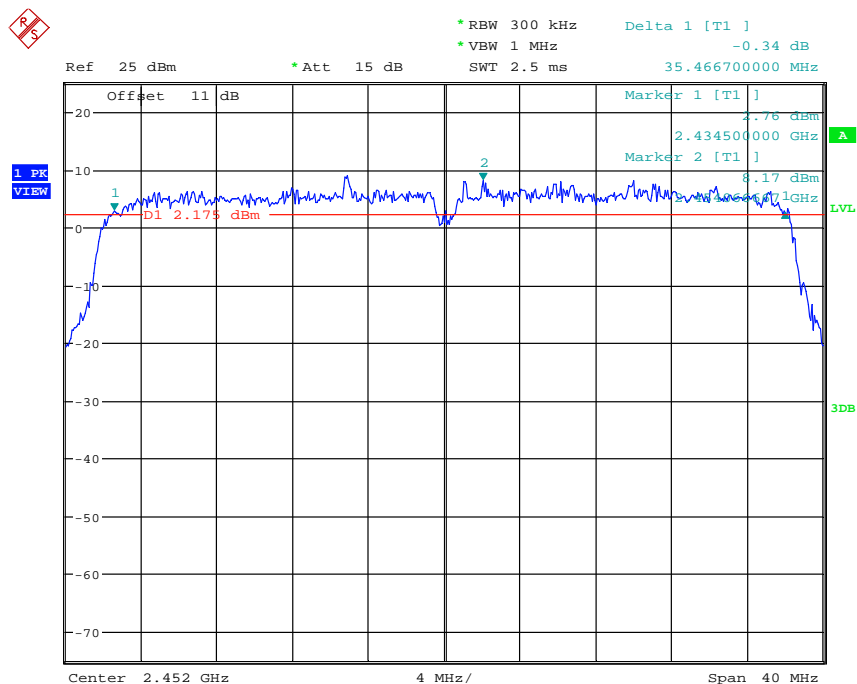
6DB BANDWIDTH 802.11N 40MHZ CH04

Date: 23.JAN.2013 12:21:55



Registration number: W6M21301-12981-C-1

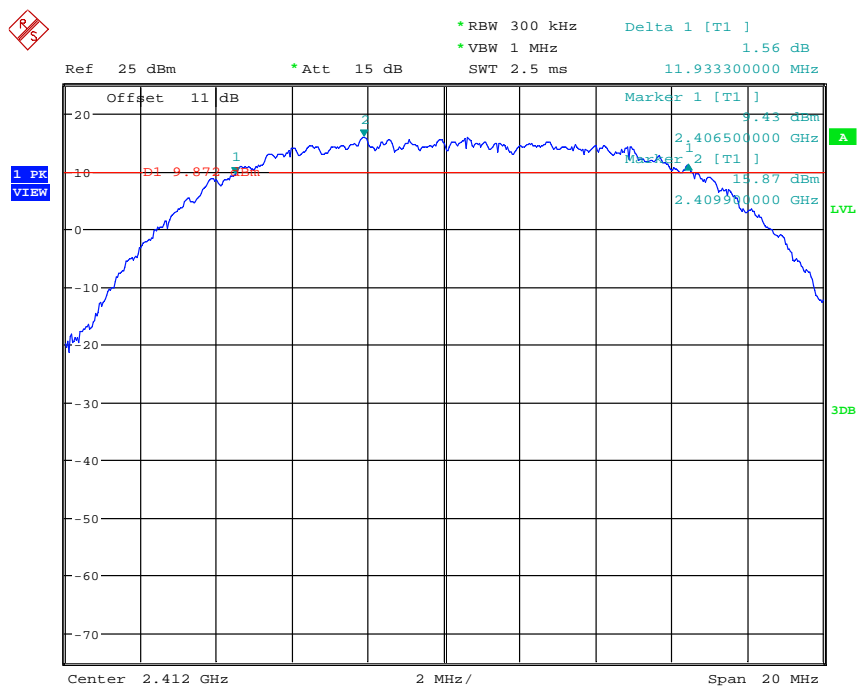
FCC ID: YEI-N305213A



6DB BANDWIDTH 802.11N 40MHZ CH07

Date: 23.JAN.2013 12:25:26

## Port B

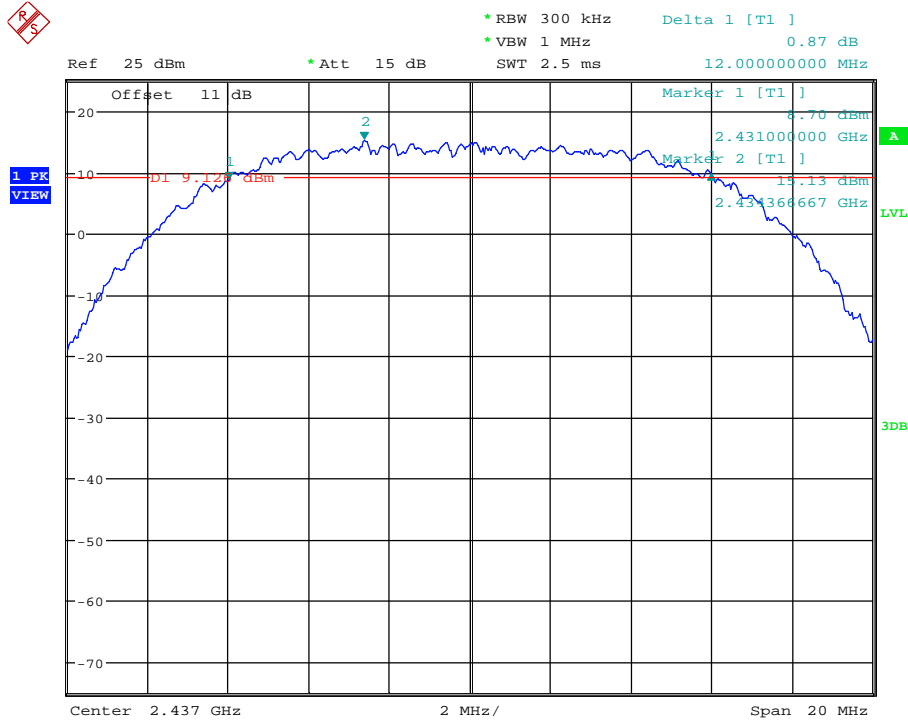


6DB BANDWIDTH 802.11B CH01

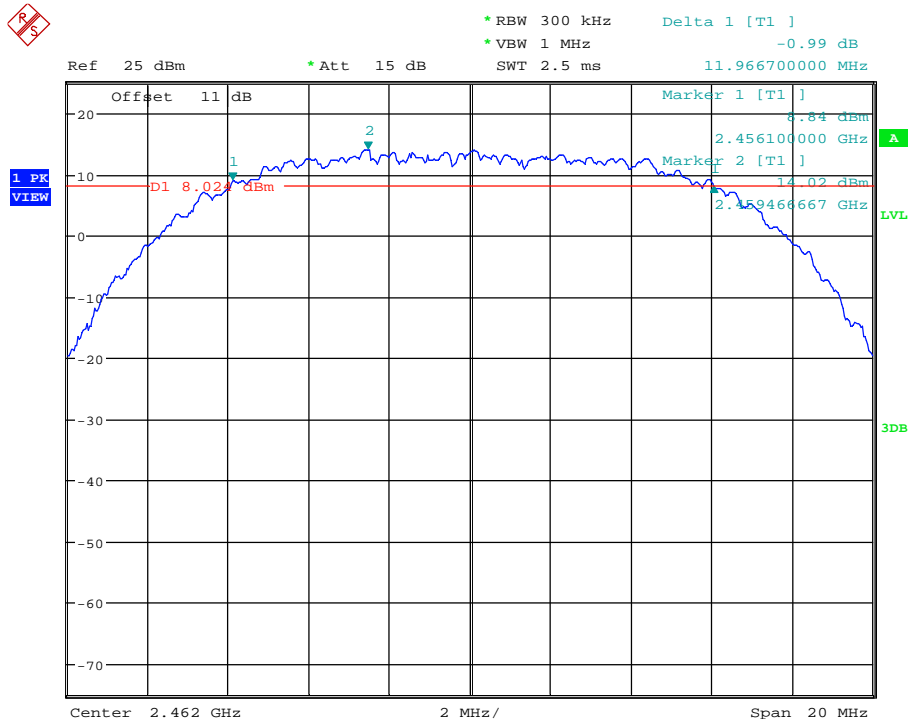
Date: 23.JAN.2013 13:50:53



Registration number: W6M21301-12981-C-1  
FCC ID: YEI-N305213A



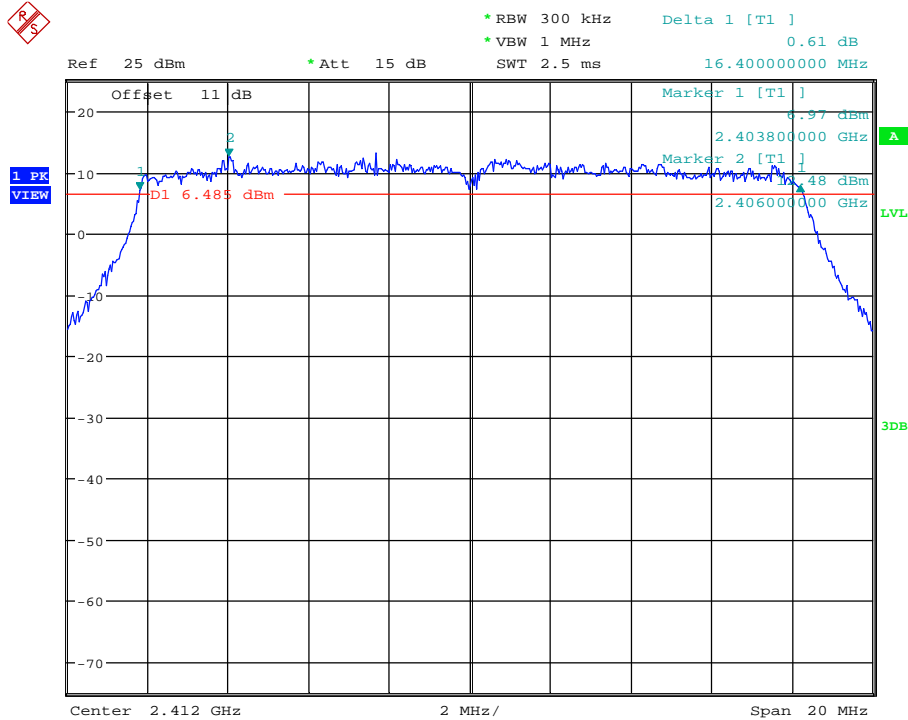
6DB BANDWIDTH 802.11B CH06  
Date: 23.JAN.2013 13:51:48



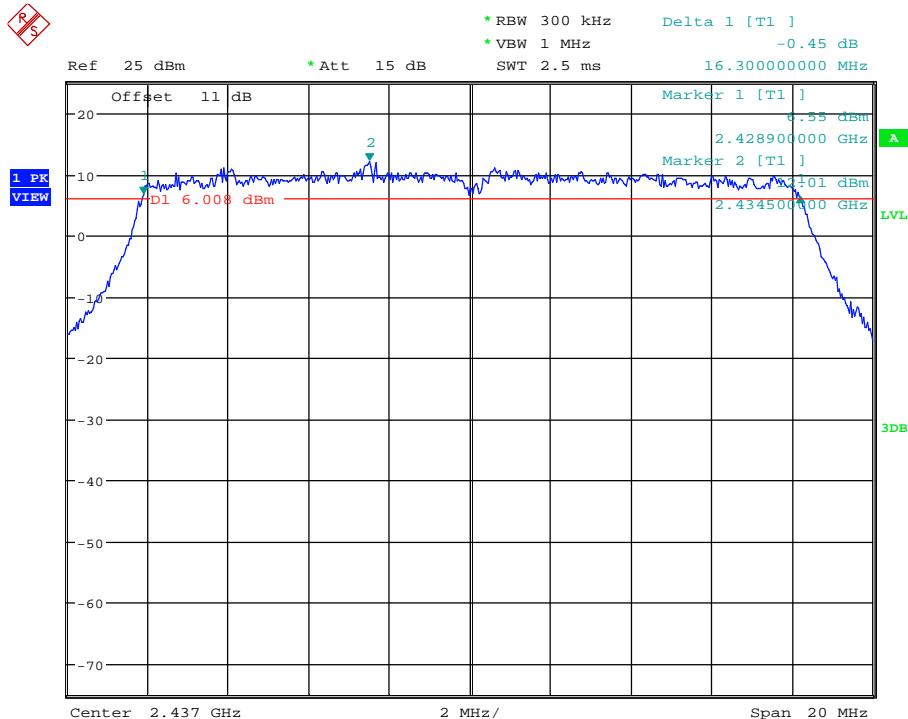
6DB BANDWIDTH 802.11B CH11  
Date: 23.JAN.2013 13:52:34



Registration number: W6M21301-12981-C-1  
FCC ID: YEI-N305213A



6DB BANDWIDTH 802.11G CH01  
Date: 23.JAN.2013 13:54:02



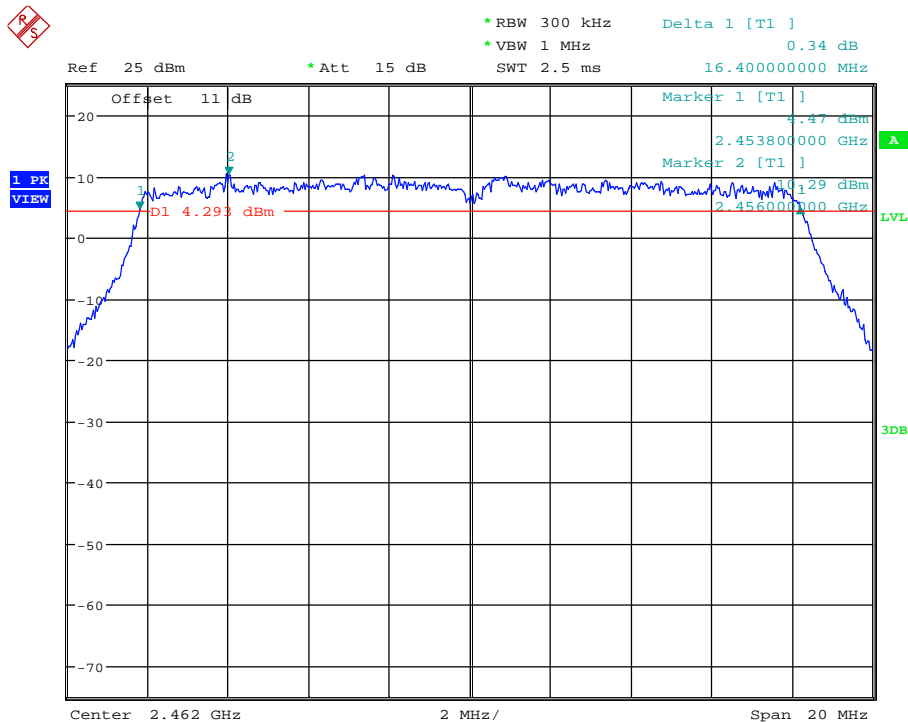
6DB BANDWIDTH 802.11G CH06  
Date: 23.JAN.2013 13:54:46





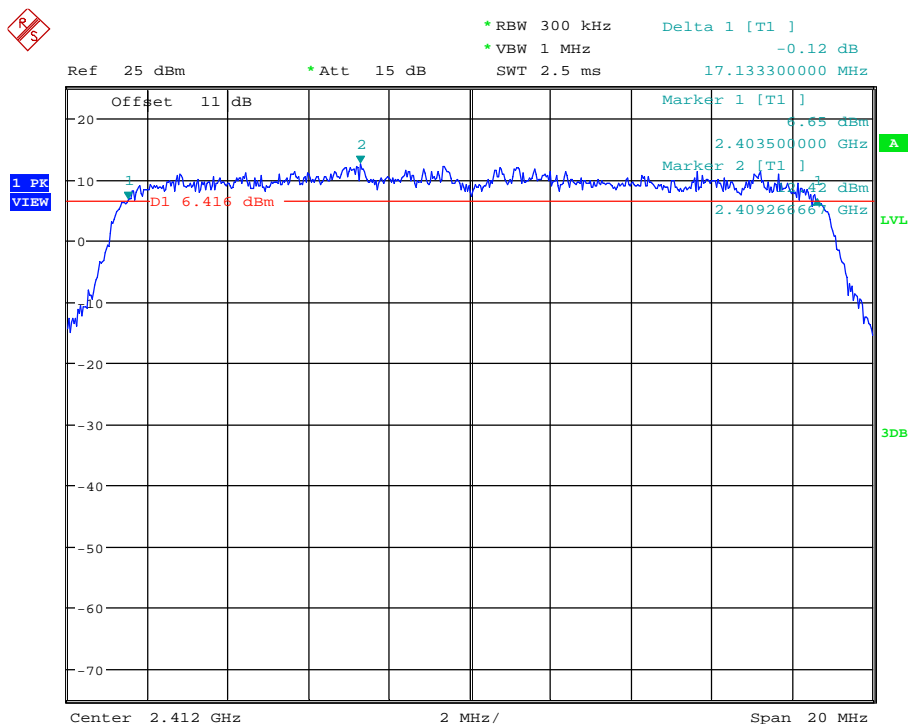
Registration number: W6M21301-12981-C-1

FCC ID: YEI-N305213A



6DB BANDWIDTH 802.11G CH11

Date: 23.JAN.2013 13:55:53



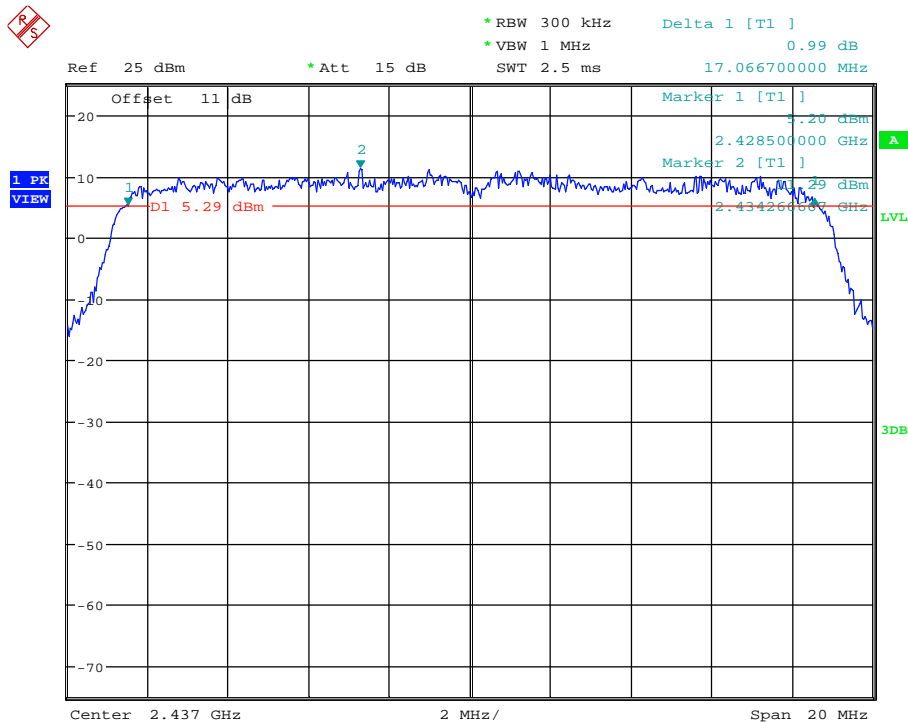
6DB BANDWIDTH 802.11N 20MHZ CH01

Date: 23.JAN.2013 13:56:42



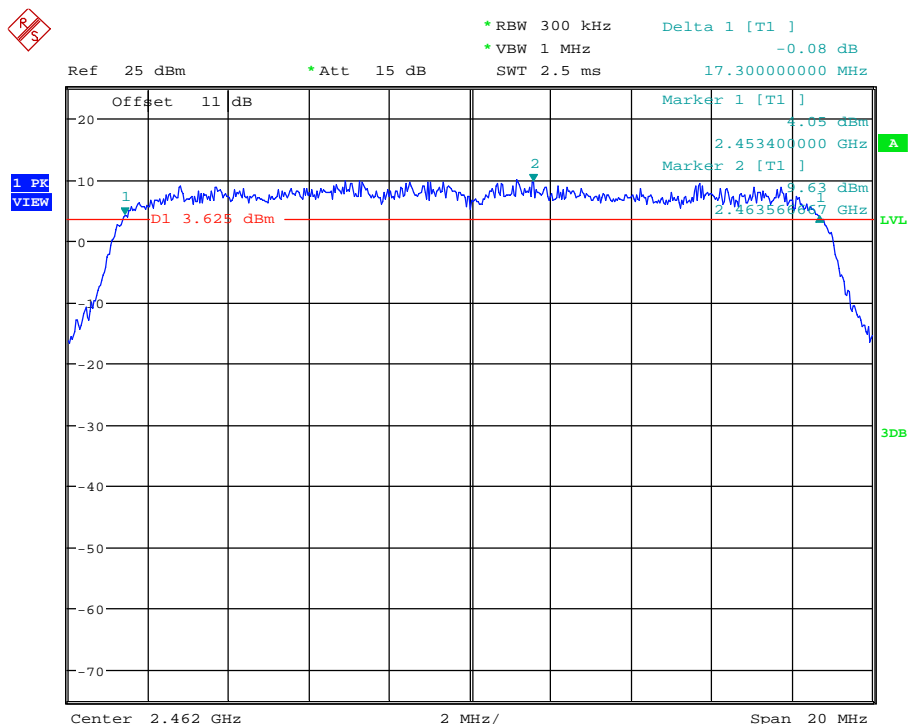
Registration number: W6M21301-12981-C-1

FCC ID: YEI-N305213A



6DB BANDWIDTH 802.11N 20MHZ CH06

Date: 23.JAN.2013 13:57:45

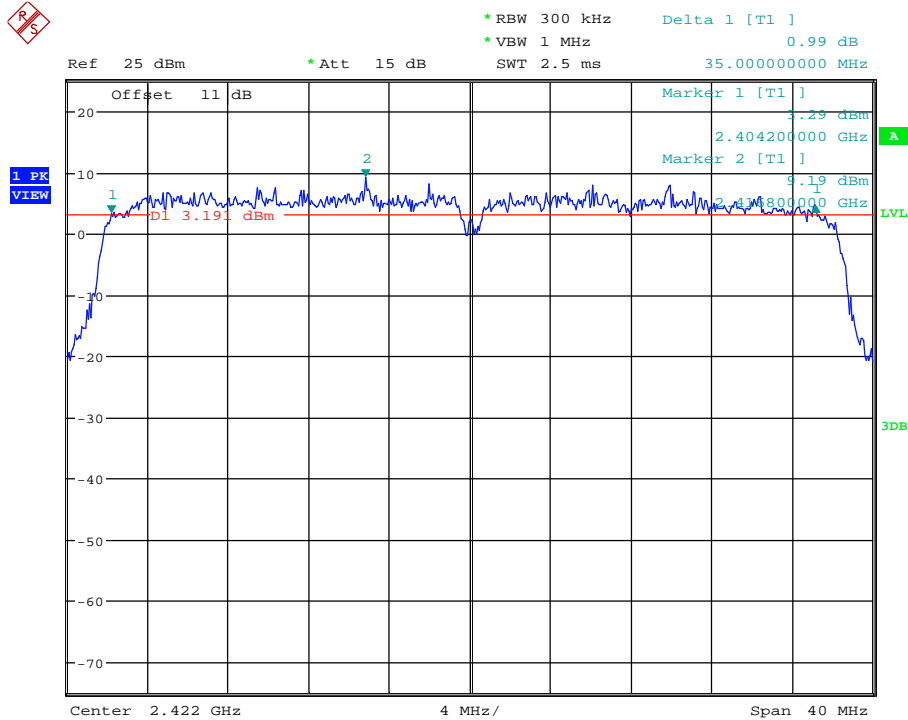


6DB BANDWIDTH 802.11N 20MHZ CH11

Date: 23.JAN.2013 13:58:29

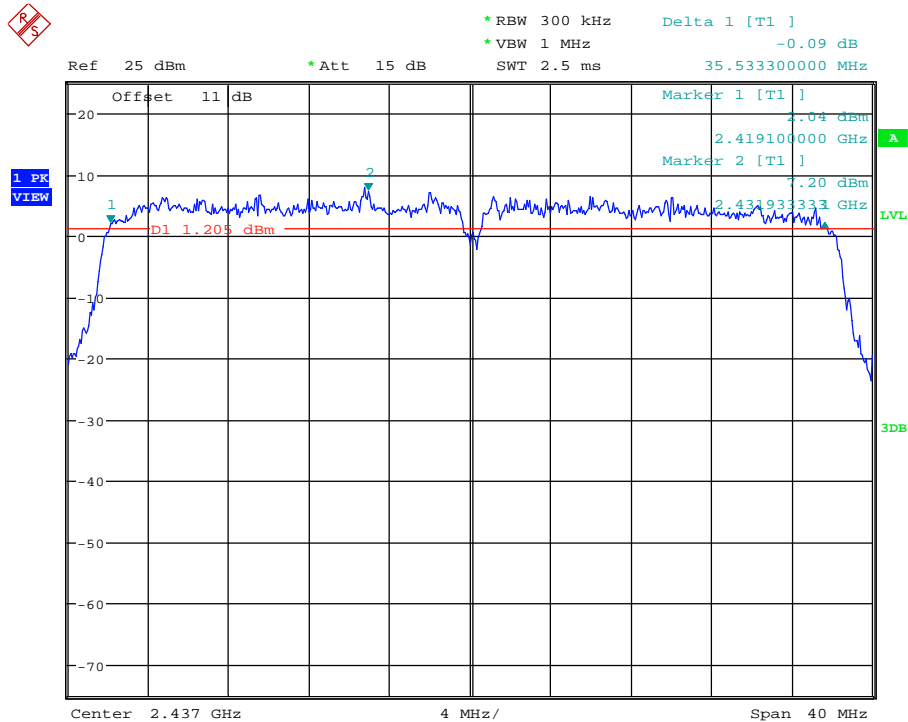


Registration number: W6M21301-12981-C-1  
FCC ID: YEI-N305213A



6DB BANDWIDTH 802.11N 40MHZ CH01

Date: 23.JAN.2013 14:01:06



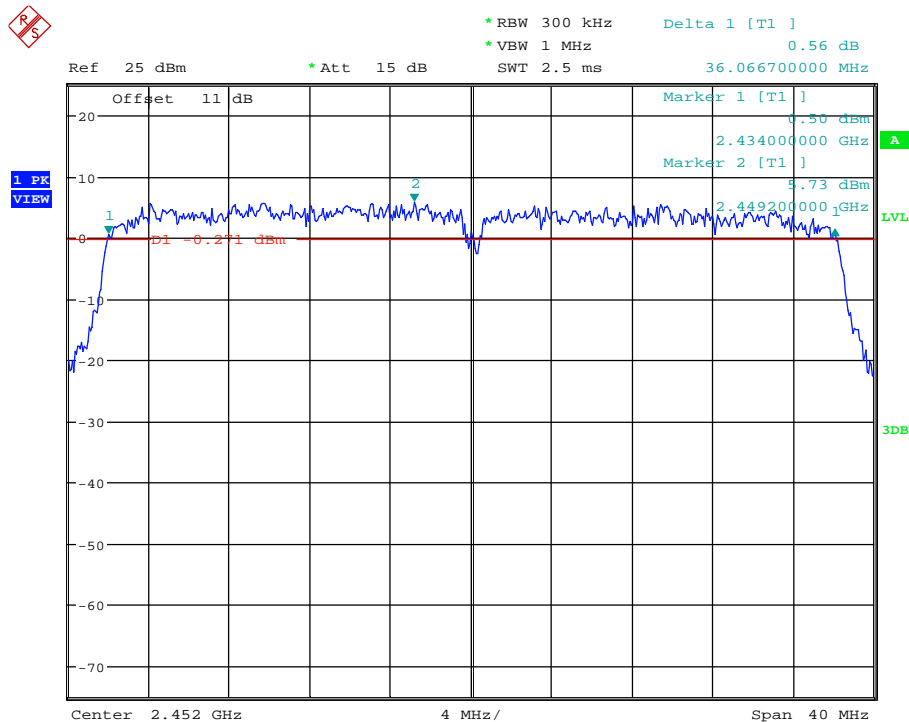
6DB BANDWIDTH 802.11N 40MHZ CH04

Date: 23.JAN.2013 14:02:22



Registration number: W6M21301-12981-C-1

FCC ID: YEI-N305213A



6DB BANDWIDTH 802.11N 40MHZ CH07

Date: 23.JAN.2013 14:04:04

## Limits:

Frequency Range MHz	Limits
902-928	min 500 kHz
2400-2483.5	min 500 kHz
5725-5850	min 500 kHz

Test equipment used: ETSTW-RE 055, ETSTW-RE 050.



Registration number: W6M21301-12981-C-1

FCC ID: YEI-N305213A

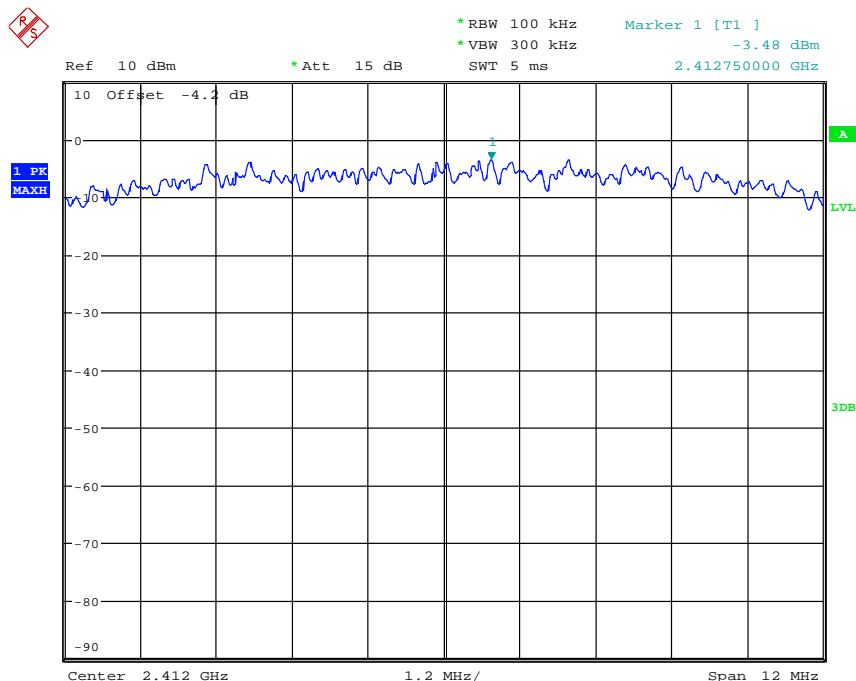
### 3.8 Peak Power Spectral Density

Peak Power Spectral density is a measured at low, middle and high channel.

The peak output power is measured with a measurement bandwidth of 10 MHz and displayed on diagram together with Peak Power Spectral Density result which was measured with a bandwidth of 3 kHz, appreciate frequency span and sweep time.

Port A	mW			dBm		
	Ch Low	Ch Mid	Ch High	Ch Low	Ch Mid	Ch High
802.11n 20MHz	0.17	0.20	0.21	-7.78	-7.08	-6.80
802.11n 40MHz	0.08	0.08	0.07	-11.09	-11.04	-11.39
Port B	mW			dBm		
	Ch Low	Ch Mid	Ch High	Ch Low	Ch Mid	Ch High
802.11n 20MHz	0.19	0.14	0.10	-7.23	-8.64	-9.82
802.11n 40MHz	0.07	0.06	0.06	-11.60	-12.32	-12.48
Combine	mW			dBm		
	Ch Low	Ch Mid	Ch High	Ch Low	Ch Mid	Ch High
802.11n 20MHz	0.36	0.34	0.31	-4.44	-4.69	-5.09
802.11n 40MHz	0.15	0.14	0.13	-8.24	-8.54	-8.86

### Port A

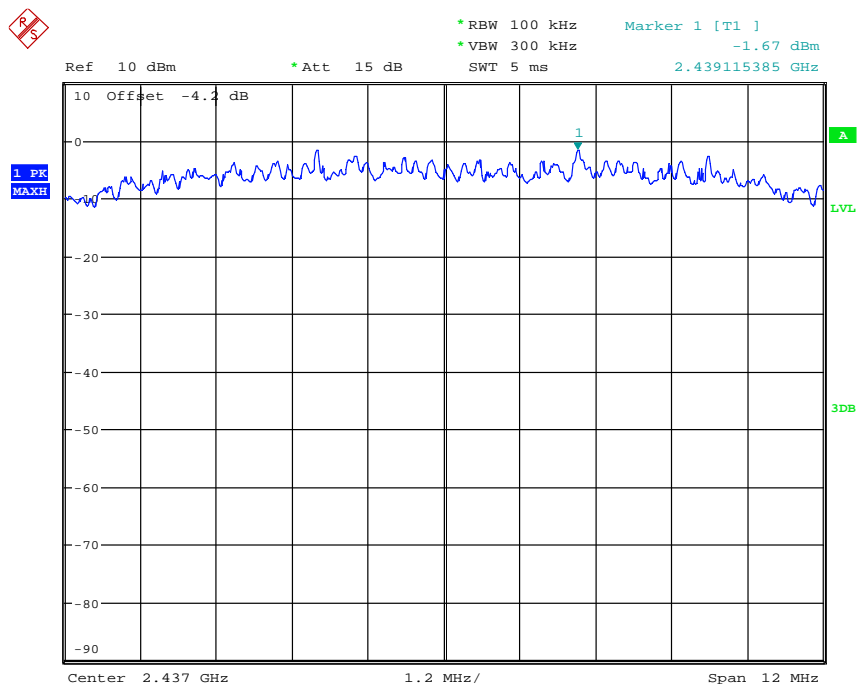


POWER DENSITY 802.11B CH01  
Date: 23.JAN.2013 09:36:38



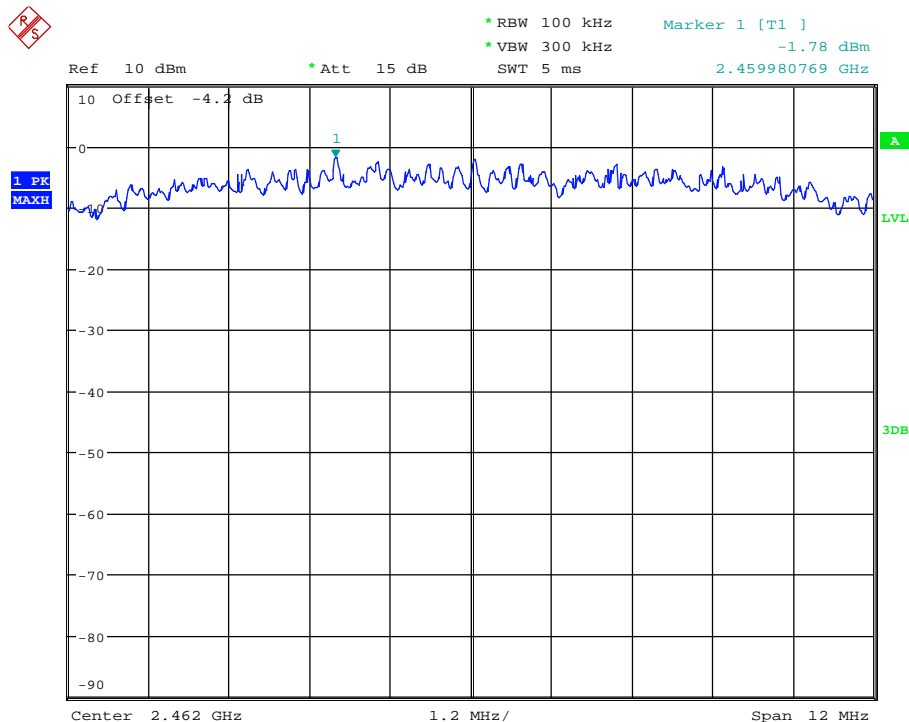
Registration number: W6M21301-12981-C-1

FCC ID: YEI-N305213A



POWER DENSITY 802.11B CH06

Date: 23.JAN.2013 09:42:45



POWER DENSITY 802.11B CH11

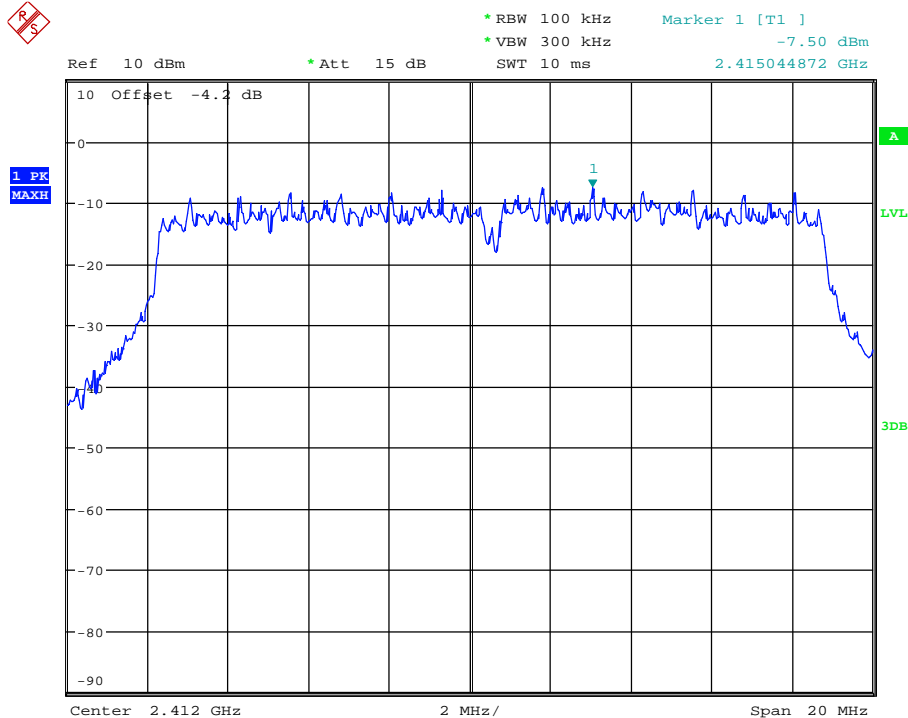
Date: 23.JAN.2013 09:44:33



# Worldwide Testing Services(Taiwan) Co., Ltd.

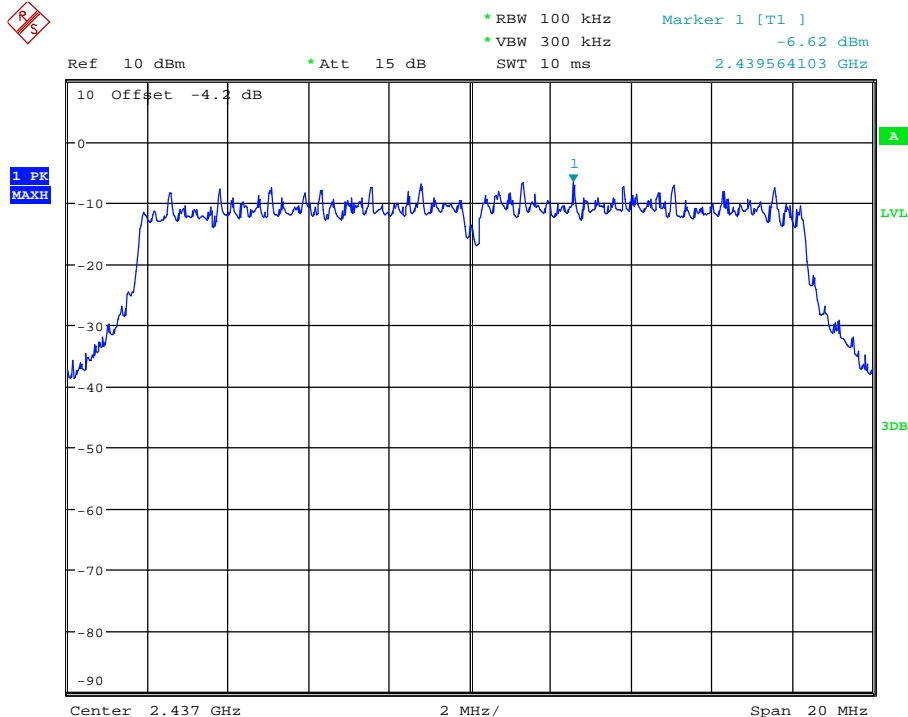
Registration number: W6M21301-12981-C-1

FCC ID: YEI-N305213A



POWER DENSITY 802.11G CH01

Date: 23.JAN.2013 09:45:42



POWER DENSITY 802.11G CH06

Date: 23.JAN.2013 09:46:22

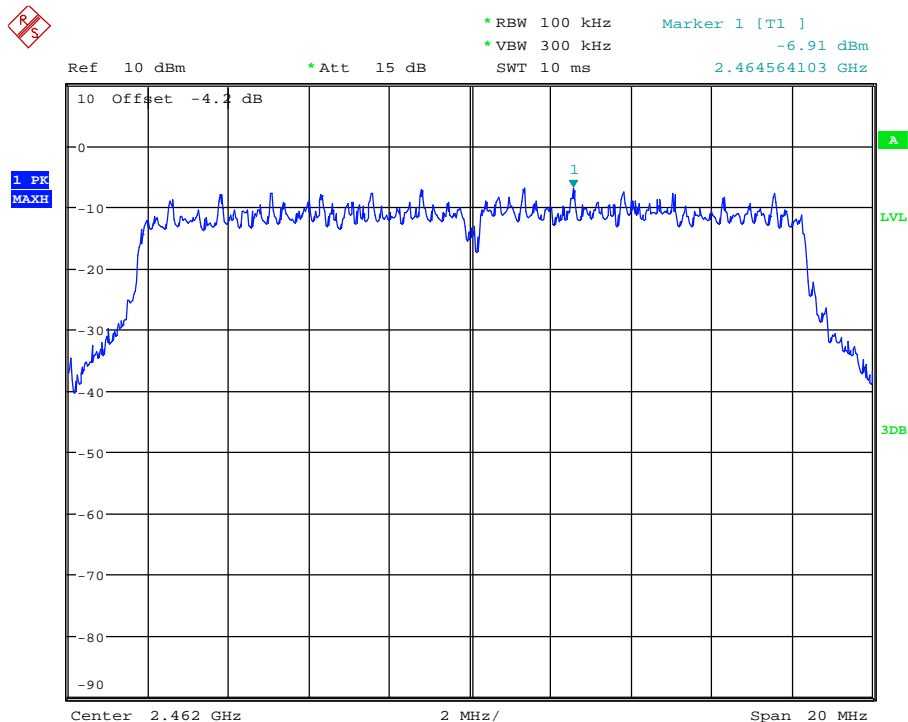




# Worldwide Testing Services(Taiwan) Co., Ltd.

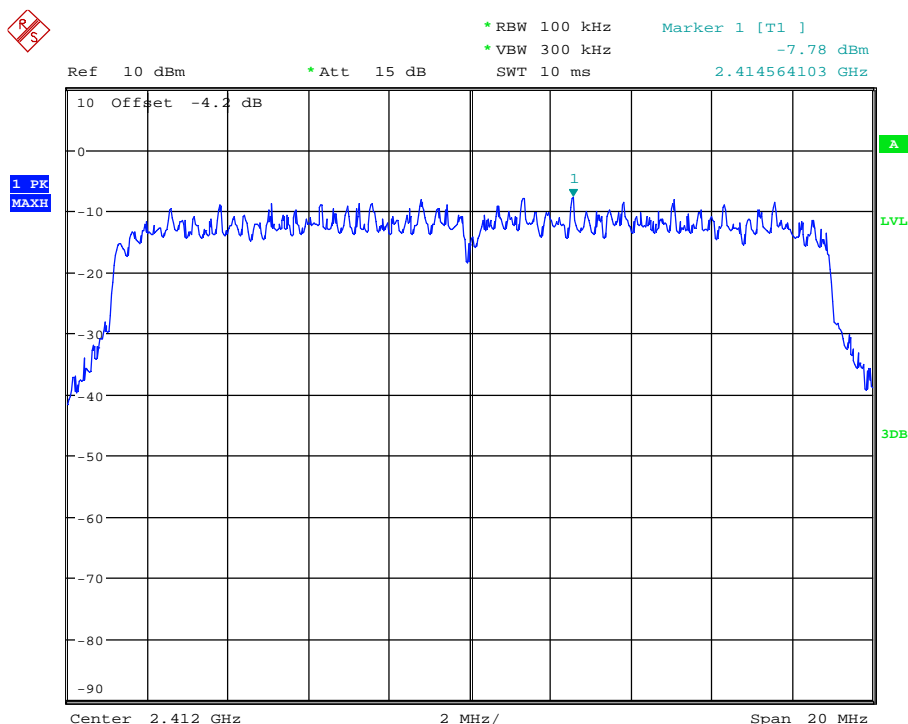
Registration number: W6M21301-12981-C-1

FCC ID: YEI-N305213A



POWER DENSITY 802.11G CH11

Date: 23.JAN.2013 12:09:05



POWER DENSITY 802.11N 20MHZ CH01

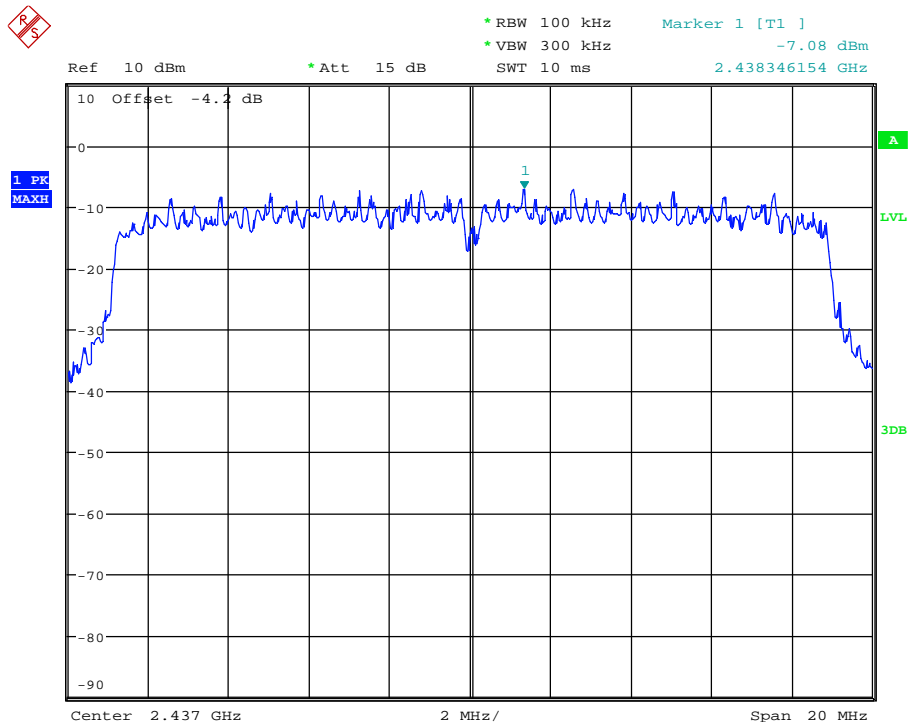
Date: 23.JAN.2013 12:10:00



# Worldwide Testing Services(Taiwan) Co., Ltd.

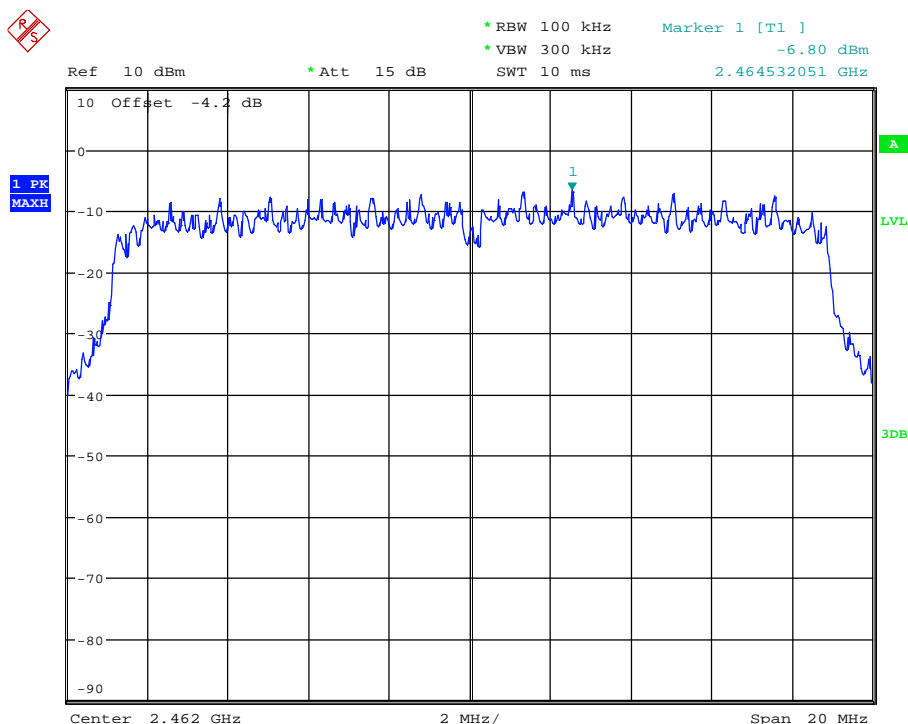
Registration number: W6M21301-12981-C-1

FCC ID: YEI-N305213A



POWER DENSITY 802.11N 20MHZ CH06

Date: 23.JAN.2013 12:10:38

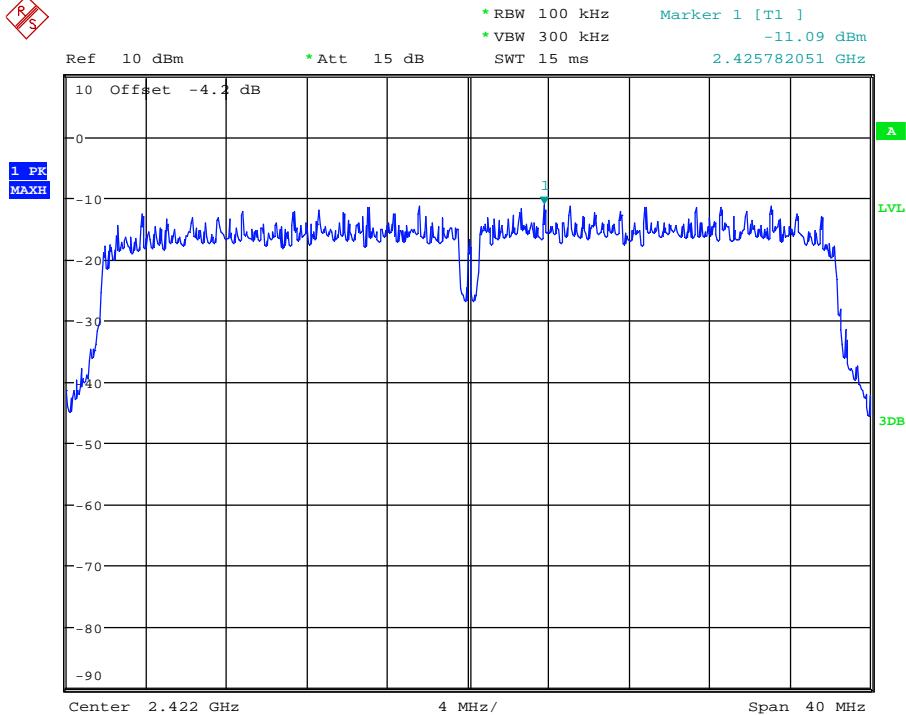


POWER DENSITY 802.11N 20MHZ CH11

Date: 23.JAN.2013 12:11:16

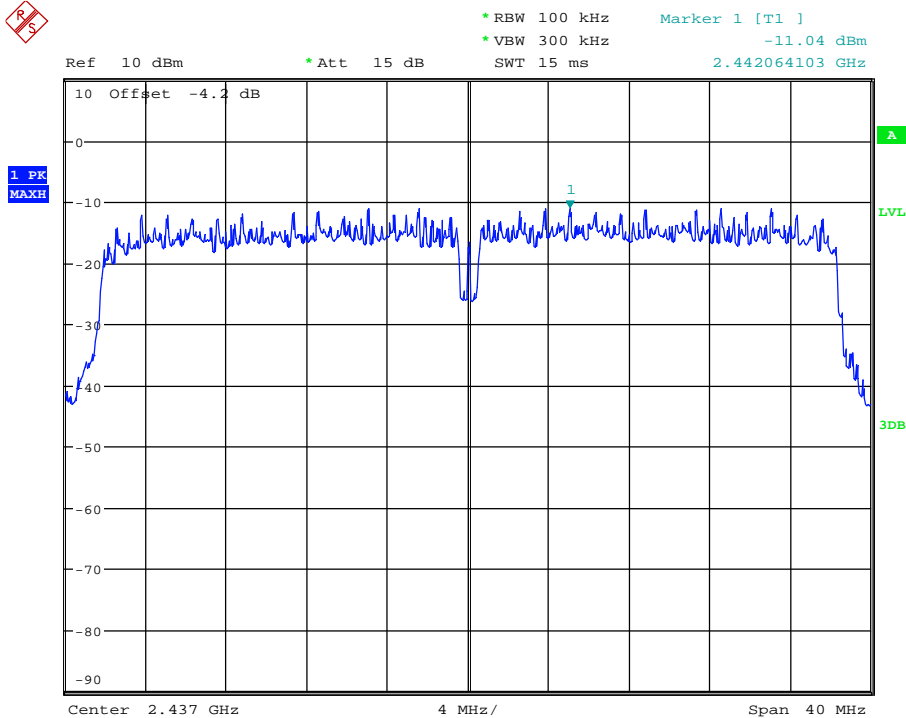


Registration number: W6M21301-12981-C-1  
FCC ID: YEI-N305213A




POWER DENSITY 802.11N 40MHZ CH01

Date: 23.JAN.2013 12:21:12

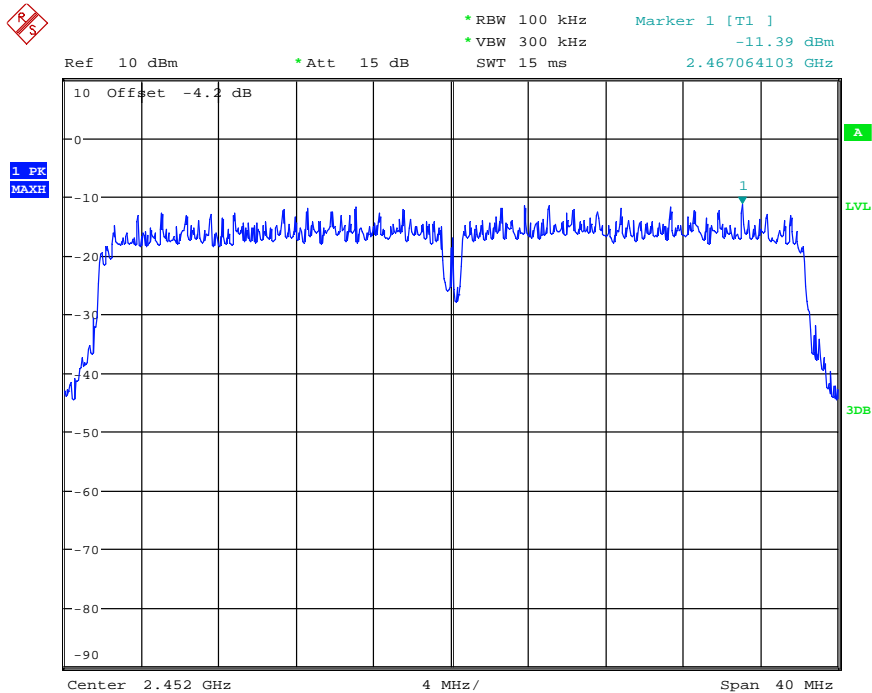


POWER DENSITY 802.11N 40MHZ CH04

Date: 23.JAN.2013 12:22:01

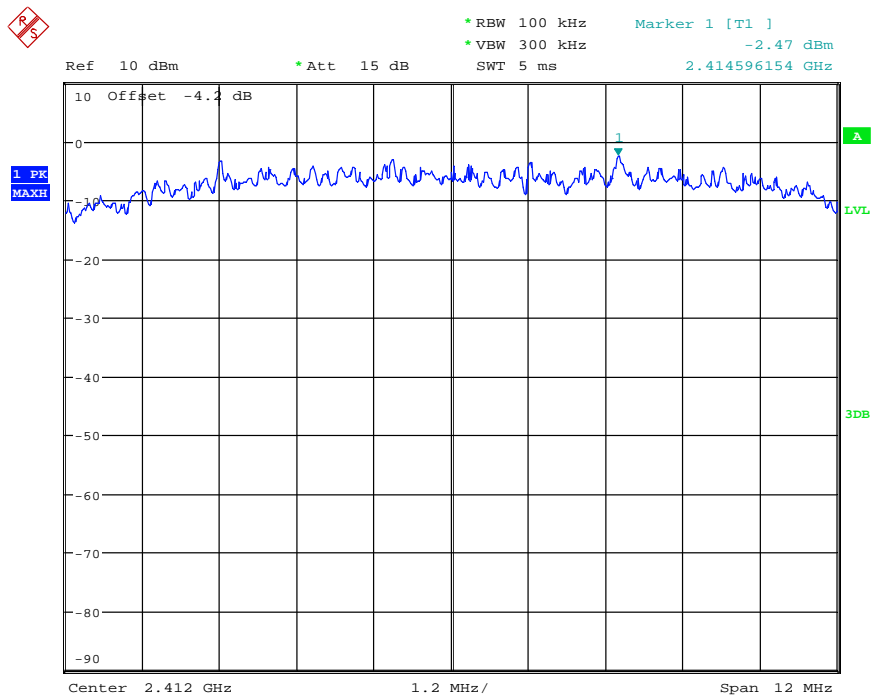


Registration number: W6M21301-12981-C-1  
FCC ID: YEI-N305213A




POWER DENSITY 802.11N 40MHZ CH07  
Date: 23.JAN.2013 12:25:32

## Port B

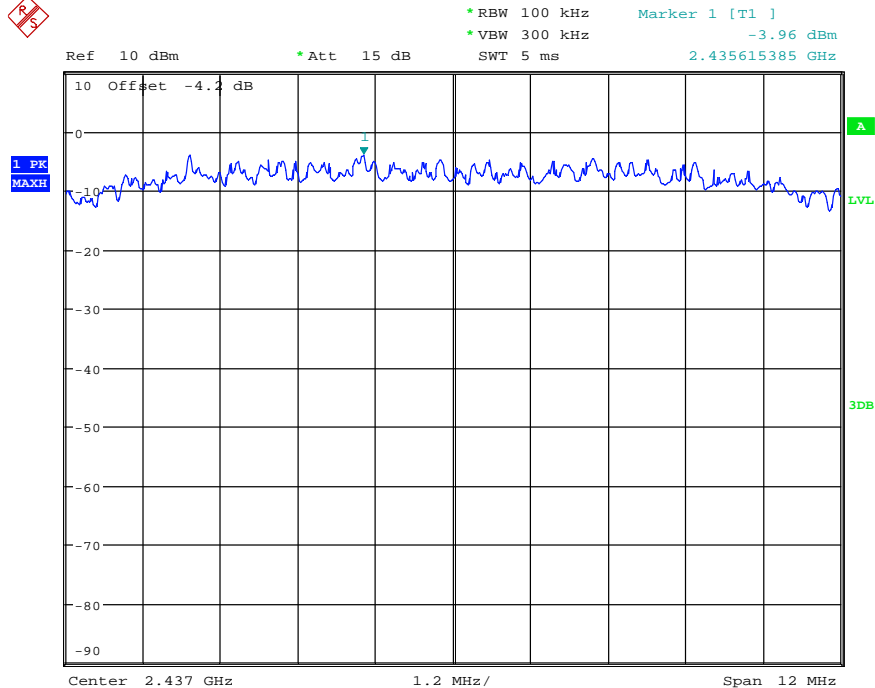


POWER DENSITY 802.11B CH01  
Date: 23.JAN.2013 13:51:00

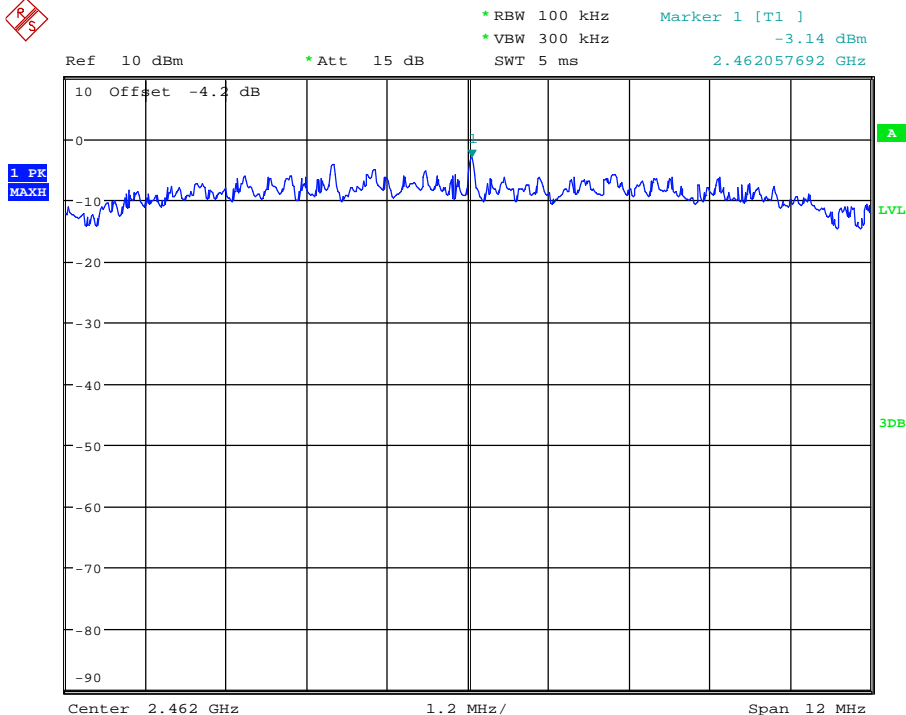


# Worldwide Testing Services(Taiwan) Co., Ltd.

Registration number: W6M21301-12981-C-1  
FCC ID: YEI-N305213A



POWER DENSITY 802.11B CH06  
Date: 23.JAN.2013 13:51:54



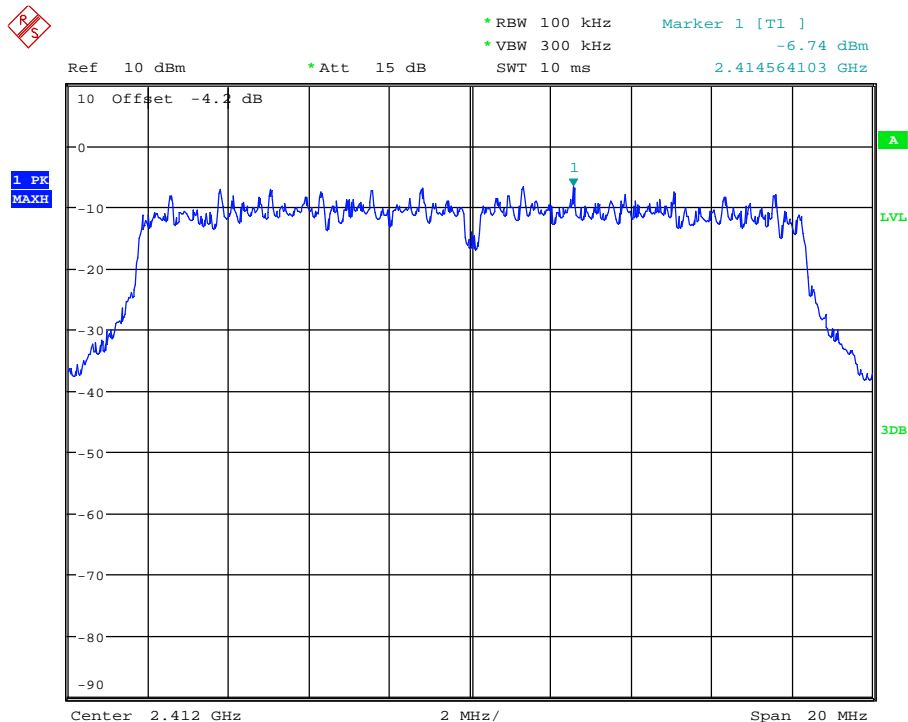
POWER DENSITY 802.11B CH11  
Date: 23.JAN.2013 13:52:40



# Worldwide Testing Services(Taiwan) Co., Ltd.

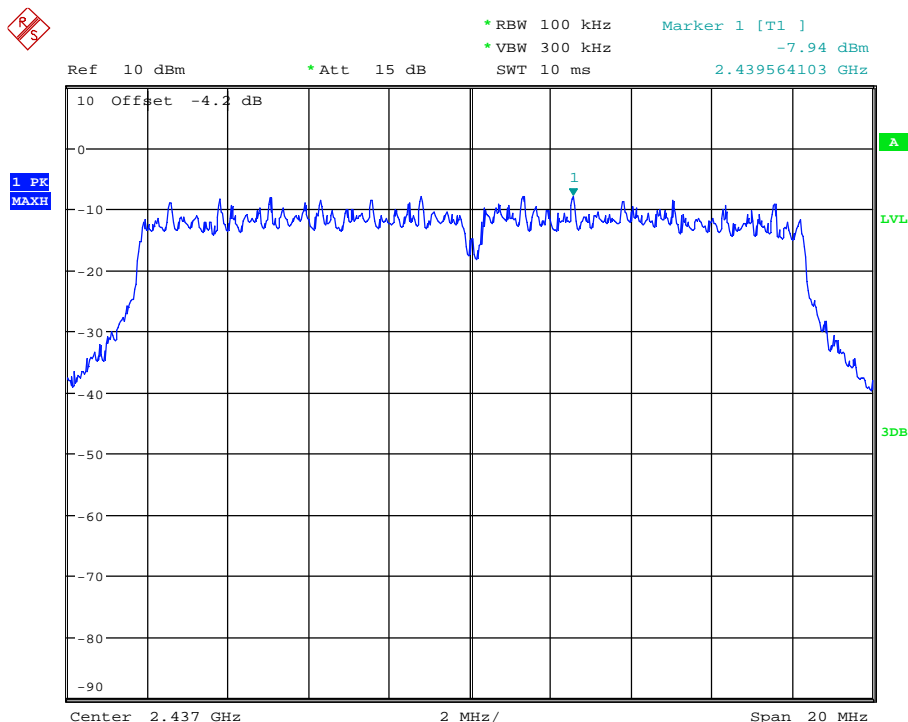
Registration number: W6M21301-12981-C-1

FCC ID: YEI-N305213A



POWER DENSITY 802.11G CH01

Date: 23.JAN.2013 13:54:08



POWER DENSITY 802.11G CH06

Date: 23.JAN.2013 13:54:52



FCC ID: YEI-N305213A

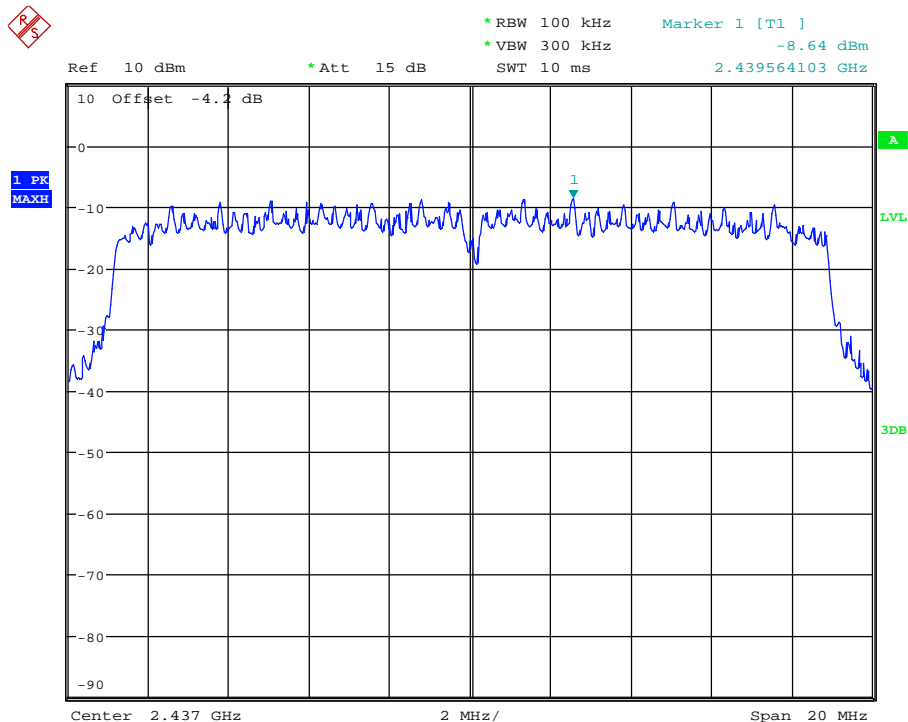
Date: 23.JAN.2013 13:55:59

Date: 23.JAN.2013 13:56:48



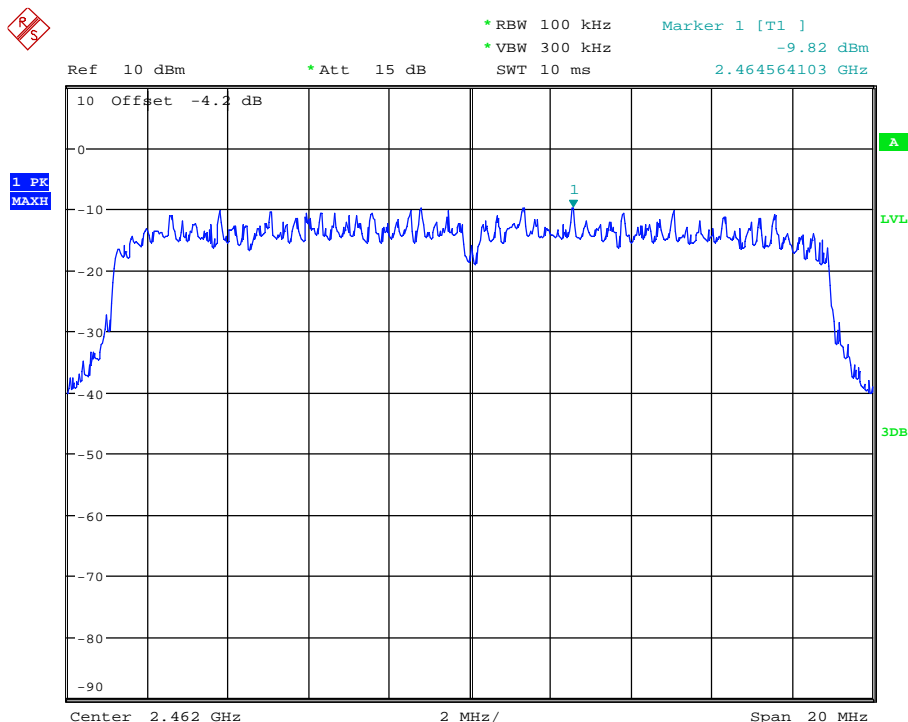
Registration number: W6M21301-12981-C-1

FCC ID: YEI-N305213A



POWER DENSITY 802.11N 20MHZ CH06

Date: 23.JAN.2013 13:57:51



POWER DENSITY 802.11N 20MHZ CH11

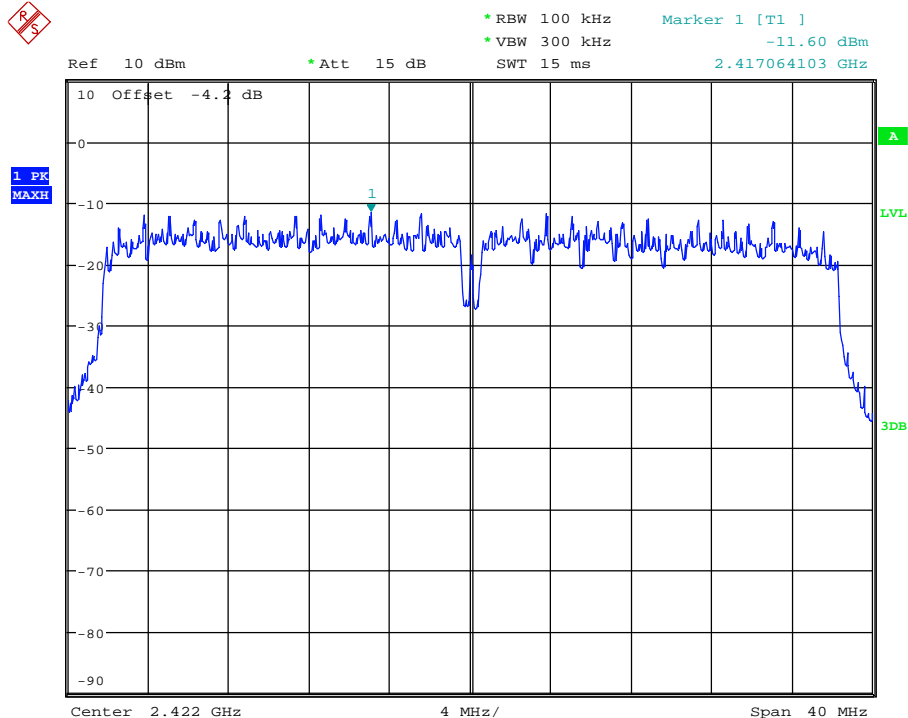
Date: 23.JAN.2013 13:58:35





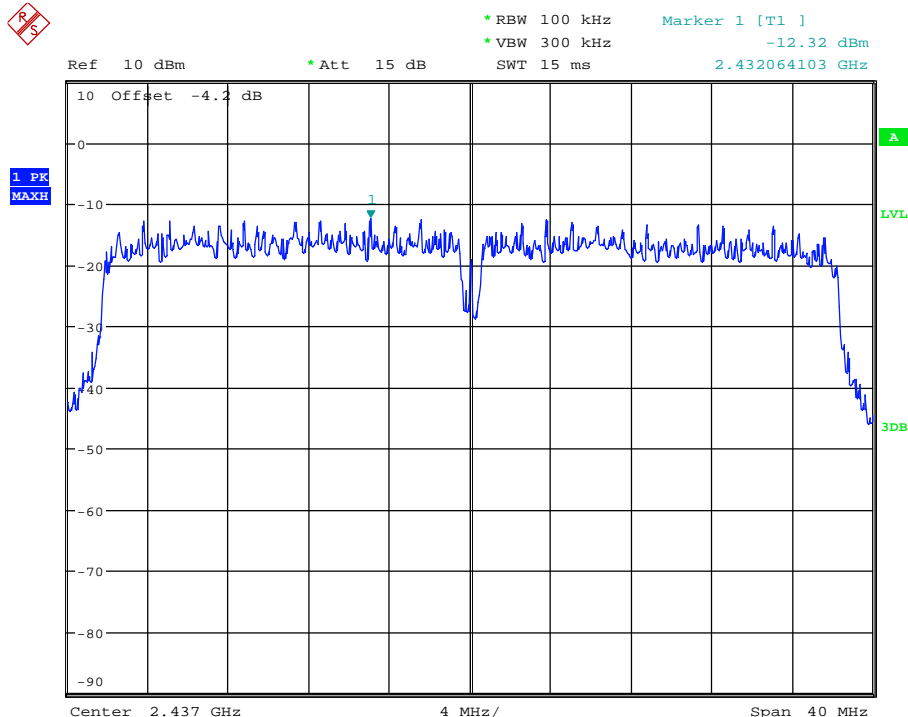
Registration number: W6M21301-12981-C-1

FCC ID: YEI-N305213A



POWER DENSITY 802.11N 40MHZ CH01

Date: 23.JAN.2013 14:01:12



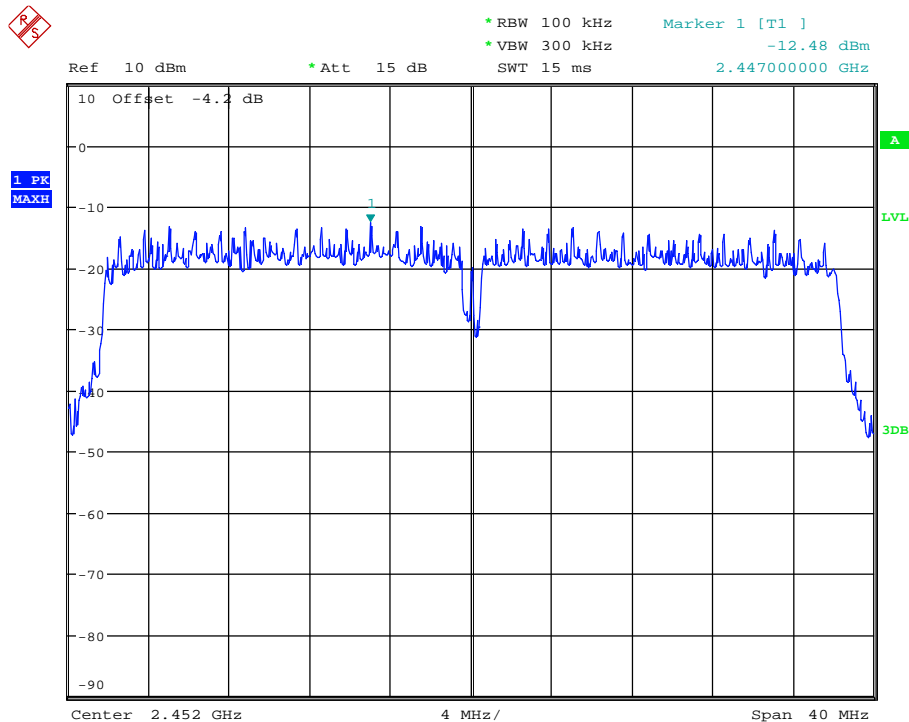
POWER DENSITY 802.11N 40MHZ CH04

Date: 23.JAN.2013 14:02:28



Registration number: W6M21301-12981-C-1

FCC ID: YEI-N305213A



POWER DENSITY 802.11N 40MHZ CH07

Date: 23.JAN.2013 14:04:10

**Limits:**

Frequency Range MHz	dBm
902-928	8
2400-2483.5	8
5725-5850	8

Test equipment used: ETSTW-RE 055, ETSTW-RE 050



Registration number: W6M21301-12981-C-1

FCC ID: YEI-N305213A

### **3.9 Radiated Emission from Digital Part**


FCC Rule: 15.109

Except for Class A digital devices, the field strength of radiated emissions from unintentional radiators at a distance of 3 meters shall not exceed the following values:

Frequency of Emission (MHz)	Field Strength (microvolts/meter)	Field Strength (dBmicrovolts/meter)
30 – 88	100	40.0
88 – 216	150	43.5
216 – 960	200	46.0
Above 960	500	54.0

Test equipment used: ETSTW-RE 055, ETSTW-RE 064, ETSTW-RE 003, ETSTW-RE 004,  
ETSTW-RE 030 ETSTW-RE 111

Explanation: The test results are listed in the separated test report no.: W6M21301-12981-P-15B.



Registration number: W6M21301-12981-C-1

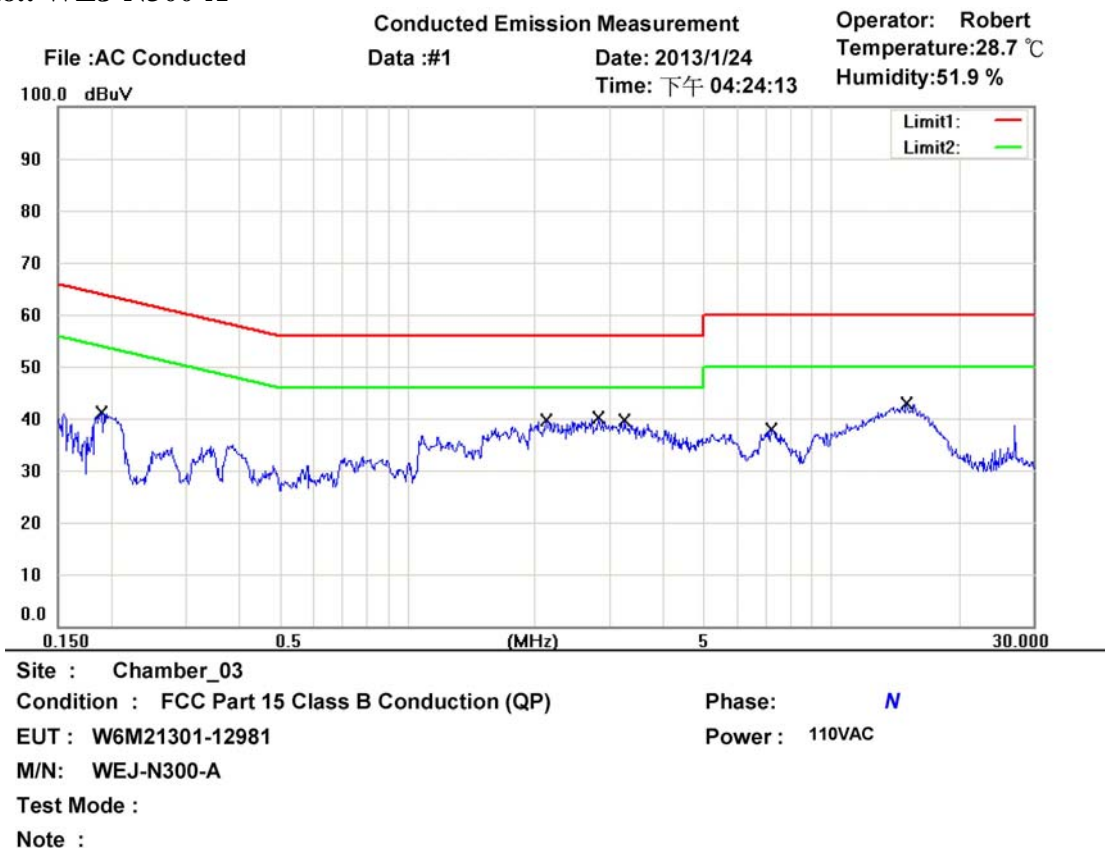
FCC ID: YEI-N305213A

## 3.10 Power Line Conducted Emission


For an intentional radiator which is designed to be connected to the public utility (AC) power line, the radio frequency voltage that is conducted back onto the AC line on any frequency or frequencies within the band 150 kHz to 30 MHz shall not exceed the limits in the table bellows with this provision shall be based on the measurement of the radio frequency voltage between each power line and ground at the power terminals.

This measurement was transact first with instrumentation using an average and peak detector and a 10 kHz bandwidth. If the peak detector achieves a calculated level, the measurement is repeated by an instrumentation using a quasi-peak detector.

**Model no.: WEJ-N300-A**



Mk.	Frequency (MHz)	Reading (dBuV)	Detector	Corrected factor(dB)	Result (dBuV)	Limit (dBuV)	Margin (dB)	Comment
	0.1894	27.32	QP	10.02	37.34	64.06	-26.72	
	0.1894	8.41	AVG	10.02	18.43	54.06	-35.63	
	2.1223	23.23	QP	10.02	33.25	56.00	-22.75	
	2.1223	14.28	AVG	10.02	24.30	46.00	-21.70	
	2.8175	24.82	QP	10.04	34.86	56.00	-21.14	
*	2.8175	15.58	AVG	10.04	25.62	46.00	-20.38	
	3.2540	23.08	QP	10.06	33.14	56.00	-22.86	
	3.2540	14.53	AVG	10.06	24.59	46.00	-21.41	
	7.2000	20.75	QP	10.13	30.88	60.00	-29.12	
	7.2000	14.45	AVG	10.13	24.58	50.00	-25.42	
	15.0000	27.17	QP	10.35	37.52	60.00	-22.48	
	15.0000	18.55	AVG	10.35	28.90	50.00	-21.10	



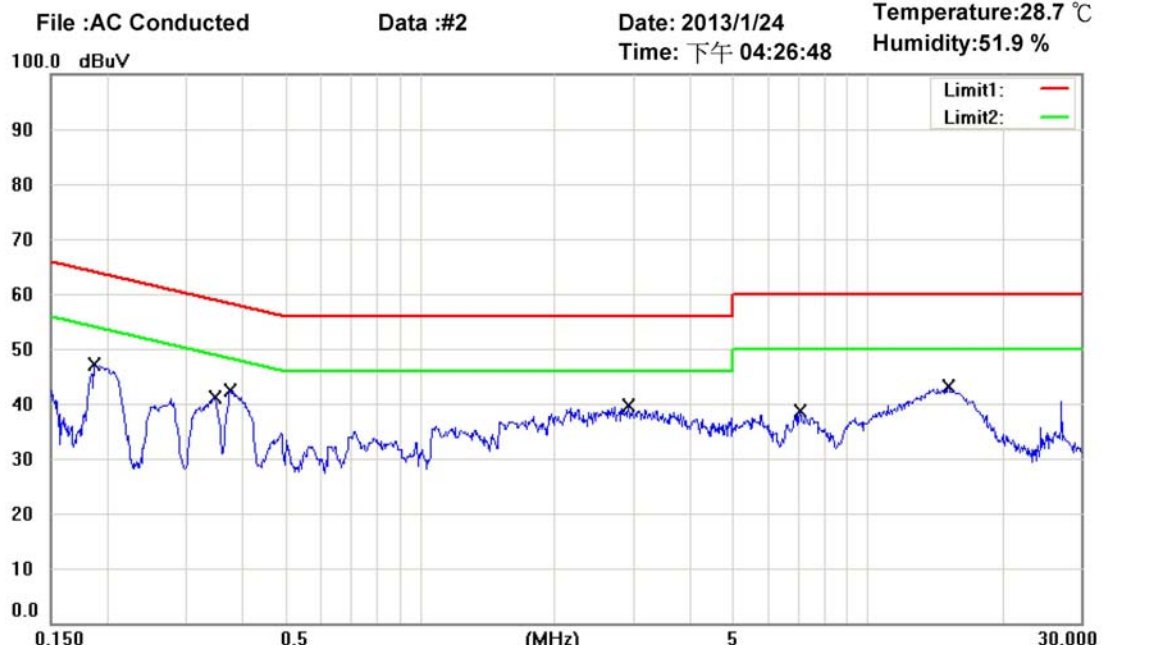
# Worldwide Testing Services(Taiwan) Co., Ltd.

Registration number: W6M21301-12981-C-1

FCC ID: YEI-N305213A

## Conducted Emission Measurement

Operator: Robert  
Temperature: 28.7 °C  
Humidity: 51.9 %



Site : Chamber\_03

Condition : FCC Part 15 Class B Conduction (QP)

Phase: L1

EUT : W6M21301-12981


Power : 110VAC

M/N: WEJ-N300-A

Test Mode :

Note :

Mk.	Frequency (MHz)	Reading (dBuV)	Detector	Corrected factor(dB)	Result (dBuV)	Limit (dBuV)	Margin (dB)	Comment
	0.1867	31.71	QP	10.01	41.72	64.18	-22.46	
	0.1867	17.56	AVG	10.01	27.57	54.18	-26.61	
	0.3481	27.45	QP	10.02	37.47	59.01	-21.54	
	0.3481	12.97	AVG	10.02	22.99	49.01	-26.02	
	0.3757	27.96	QP	10.02	37.98	58.37	-20.39	
	0.3757	11.99	AVG	10.02	22.01	48.37	-26.36	
	2.9165	22.86	QP	10.06	32.92	56.00	-23.08	
	2.9165	14.31	AVG	10.06	24.37	46.00	-21.63	
	7.0375	21.15	QP	10.19	31.34	60.00	-28.66	
	7.0375	14.22	AVG	10.19	24.41	50.00	-25.59	
	15.0875	27.70	QP	10.52	38.22	60.00	-21.78	
*	15.0875	20.80	AVG	10.52	31.32	50.00	-18.68	

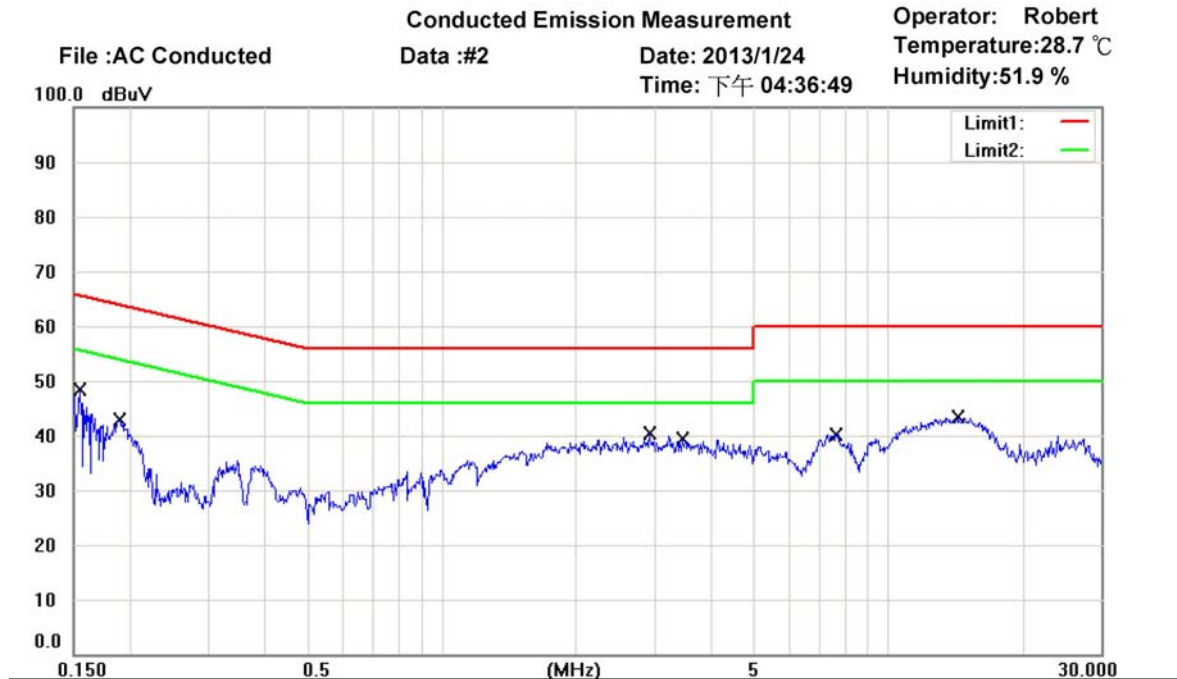


# Worldwide Testing Services(Taiwan) Co., Ltd.

Registration number: W6M21301-12981-C-1

FCC ID: YEI-N305213A

Multi-listing model no.: WEJ-11N



Site : Chamber\_03

Condition : FCC Part 15 Class B Conduction (QP)

EUT : W6M21301-12981

M/N: WEJ-11N

Test Mode :


Note :

Phase: N

Power : 110VAC

Mk.	Frequency (MHz)	Reading (dBuV)	Detector	Corrected factor(dB)	Result (dBuV)	Limit (dBuV)	Margin (dB)	Comment
	0.1547	22.53	QP	10.01	32.54	65.74	-33.20	
	0.1547	-0.76	AVG	10.01	9.25	55.74	-46.49	
	0.1896	29.20	QP	10.02	39.22	64.05	-24.83	
	0.1896	9.50	AVG	10.02	19.52	54.05	-34.53	
	2.9143	24.70	QP	10.05	34.75	56.00	-21.25	
	2.9143	16.10	AVG	10.05	26.15	46.00	-19.85	
	3.4430	21.70	QP	10.06	31.76	56.00	-24.24	
	3.4430	16.08	AVG	10.06	26.14	46.00	-19.86	
	7.6250	23.82	QP	10.14	33.96	60.00	-26.04	
	7.6250	18.89	AVG	10.14	29.03	50.00	-20.97	
	14.2500	28.00	QP	10.34	38.34	60.00	-21.66	
*	14.2500	23.37	AVG	10.34	33.71	50.00	-16.29	





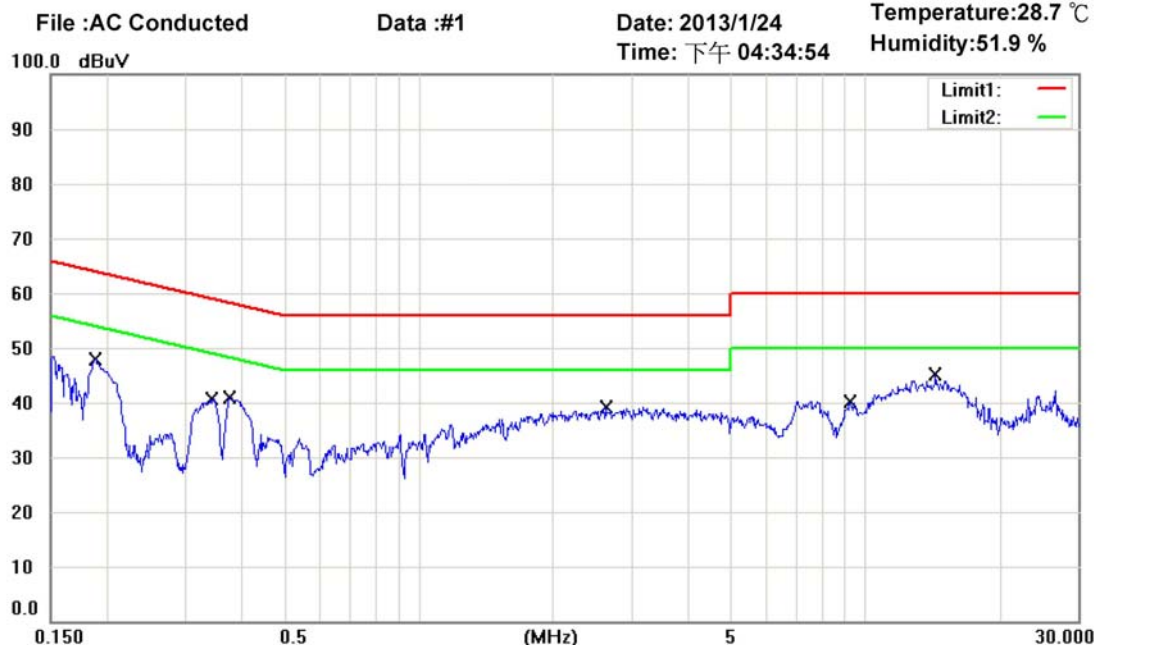
# Worldwide Testing Services(Taiwan) Co., Ltd.

Registration number: W6M21301-12981-C-1

FCC ID: YEI-N305213A

## Conducted Emission Measurement

Operator: Robert  
Temperature: 28.7 °C  
Humidity: 51.9 %



Site : Chamber\_03

Condition : FCC Part 15 Class B Conduction (QP)

Phase: L1

EUT : W6M21301-12981

Power : 110VAC

M/N: WEJ-11N

Test Mode :

Note :

Mk.	Frequency (MHz)	Reading (dBuV)	Detector	Corrected factor(dB)	Result (dBuV)	Limit (dBuV)	Margin (dB)	Comment
	0.1884	34.10	QP	10.01	44.11	64.11	-20.00	
	0.1884	19.13	AVG	10.01	29.14	54.11	-24.97	
	0.3414	26.55	QP	10.02	36.57	59.17	-22.60	
	0.3414	15.22	AVG	10.02	25.24	49.17	-23.93	
	0.3765	27.45	QP	10.02	37.47	58.36	-20.89	
	0.3765	11.83	AVG	10.02	21.85	48.36	-26.51	
	2.6150	22.50	QP	10.05	32.55	56.00	-23.45	
	2.6150	14.24	AVG	10.05	24.29	46.00	-21.71	
	9.2500	25.34	QP	10.29	35.63	60.00	-24.37	
	9.2500	21.31	AVG	10.29	31.60	50.00	-18.40	
	14.3500	28.49	QP	10.50	38.99	60.00	-21.01	
*	14.3500	23.99	AVG	10.50	34.49	50.00	-15.51	

- Note: 1. The formula of measured value as: Test Result = Reading + Correction Factor  
2. The Correction Factor = Cable Loss + LISN Insertion Loss + Pulse Limit Loss  
3. Detector function in the form : PK = Peak, QP = Quasi Peak, AV = Average  
4. All not in the table noted test results are more than 20 dB below the relevant limits.  
5. Measurement uncertainty =  $\pm 1.60$  dB; Reported uncertainties represent expanded uncertainties expressed at approximately the 95% confidence level using a coverage factor of  $k = 2$ .  
6. Up Line: QP Limit Line, Down Line: Ave Limit Line.



Registration number: W6M21301-12981-C-1


FCC ID: YEI-N305213A

**Limits:**

Frequency of Emission (MHz)	Conducted Limit (dBuV)	
	Quasi Peak	Average
0.15-0.5	66 to 56	56 to 46
0.5-5	56	46
5-30	60	50

Test equipment used: ETSTW-CE 001, ETSTW-CE 004, ETSTW-CE 006, ETSTW-RE 045





## **Appendix**

### **Measurement diagrams**

Spurious Emissions radiated



Registration number: W6M21301-12981-C-1

FCC ID: YEI-N305213A

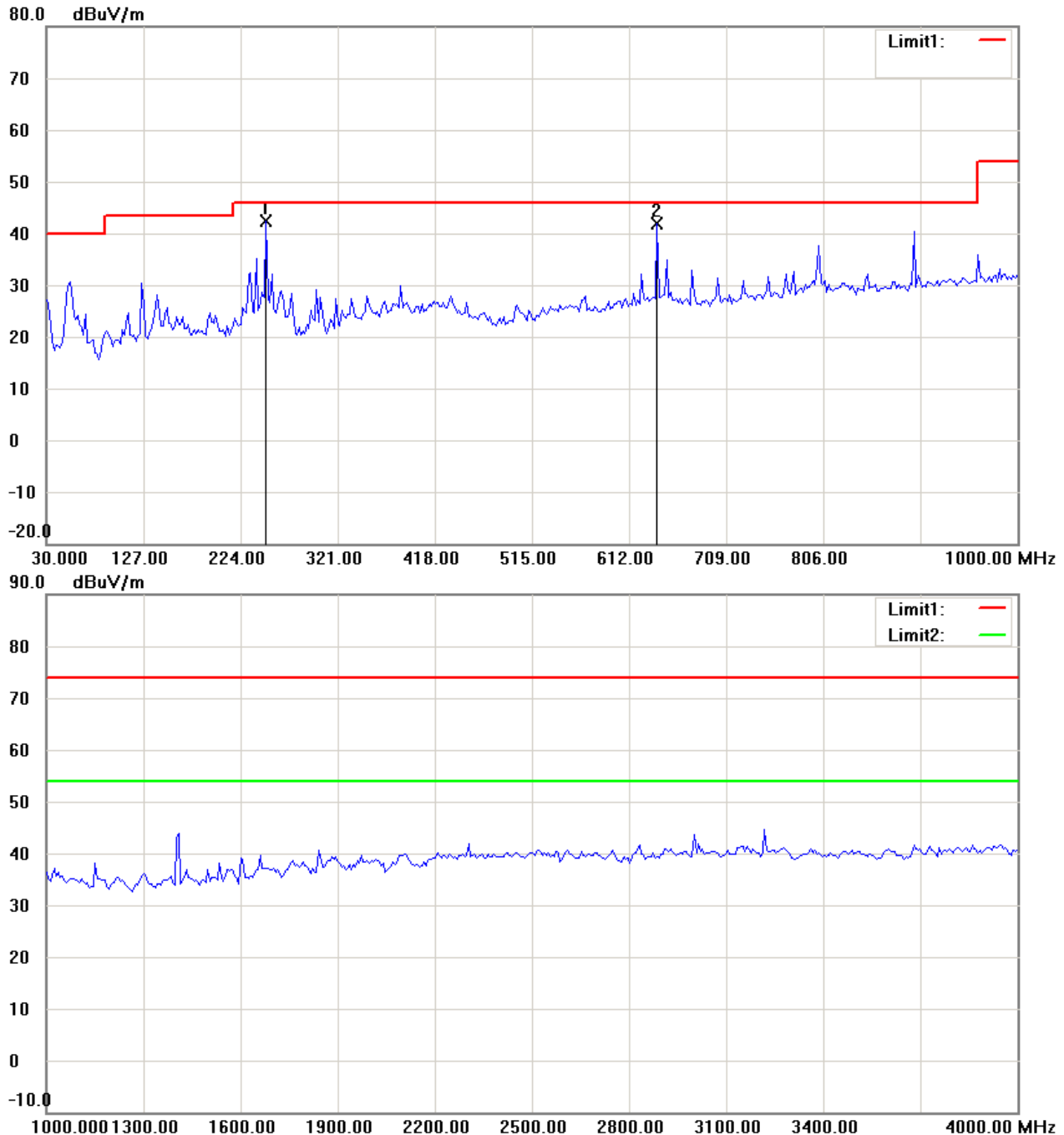
Spurious Emissions radiated

**Port A**

TX 802.11b

CH1

Antenna Polarization H



Up Line: Peak Limit Line Down Line: Ave Limit Line

Note:

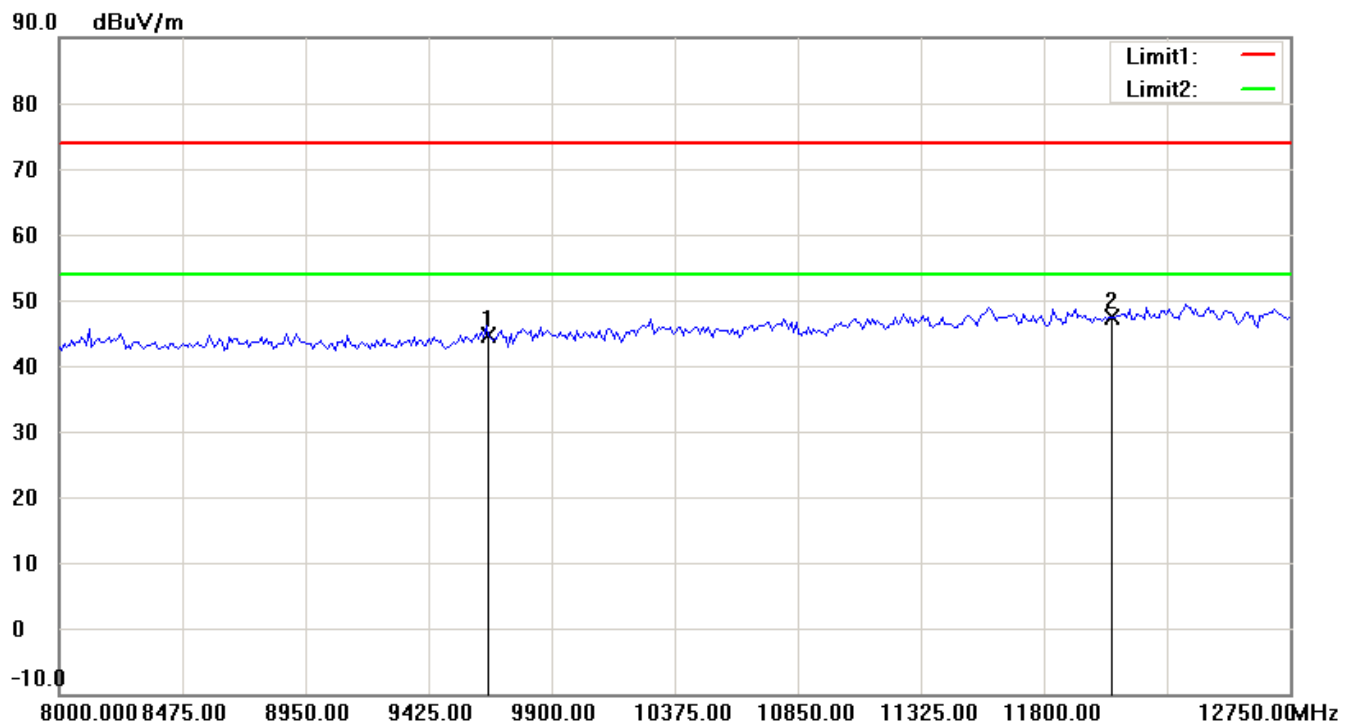
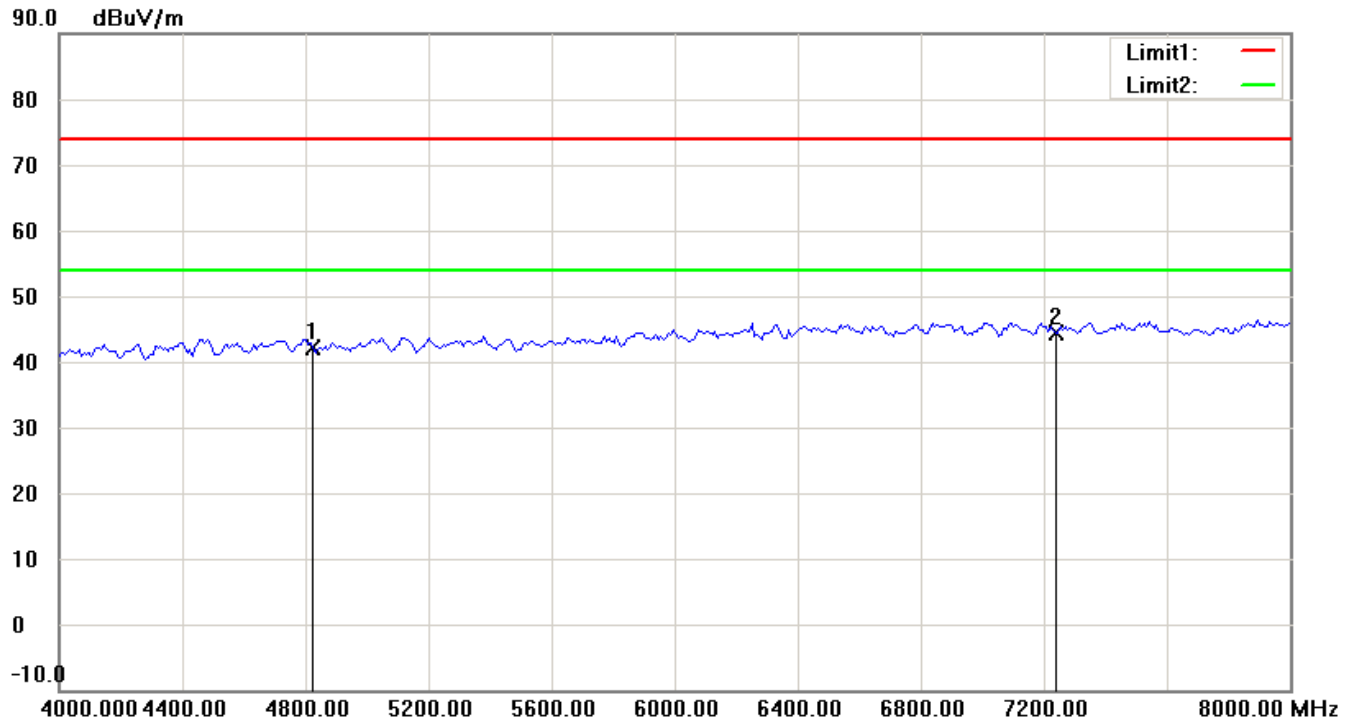
1. The attached measurement plots are preliminarily pre-scanned with peak detector for determining the final checking frequencies and are for reference only.
2. The some frequencies may exceed the limit line without the specified detectors, but that cannot present the results are failed to the specification of test standard.
3. For corrected test results are listed in the relevant table of radiated test data of this test report.



# Worldwide Testing Services(Taiwan) Co., Ltd.

Registration number: W6M21301-12981-C-1

FCC ID: YEI-N305213A



Up Line: Peak Limit Line Down Line: Ave Limit Line

Note:

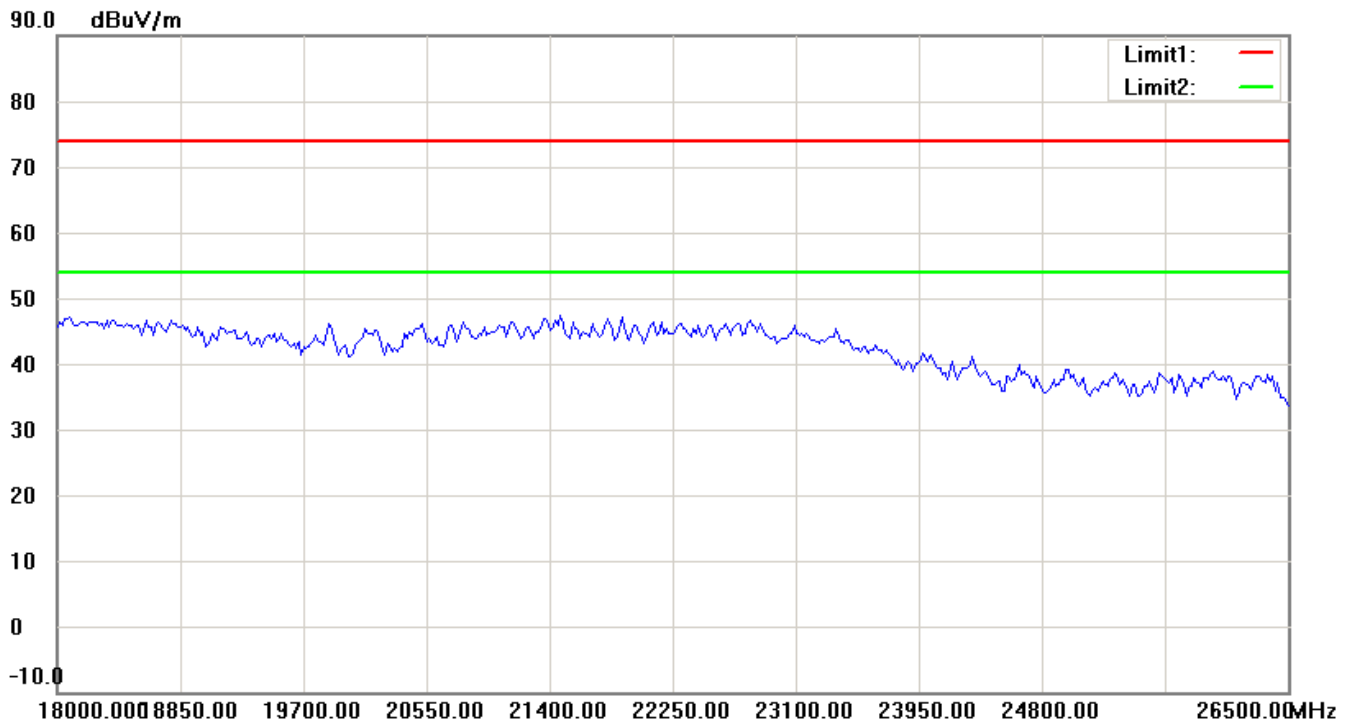
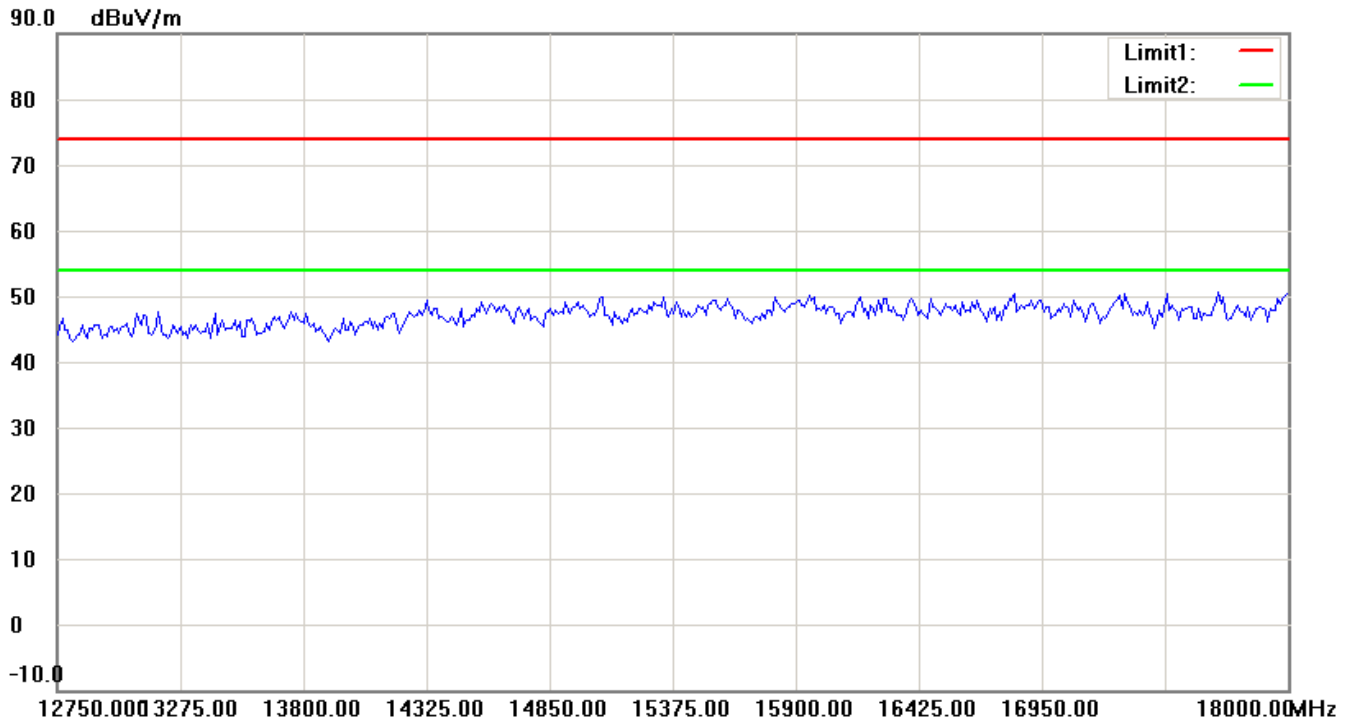
1. The attached measurement plots are preliminarily pre-scanned with peak detector for determining the final checking frequencies and are for reference only.
2. The some frequencies may exceed the limit line without the specified detectors, but that cannot present the results are failed to the specification of test standard.
3. For corrected test results are listed in the relevant table of radiated test data of this test report.



# Worldwide Testing Services(Taiwan) Co., Ltd.

Registration number: W6M21301-12981-C-1

FCC ID: YEI-N305213A



Up Line: Peak Limit Line Down Line: Ave Limit Line

Note:

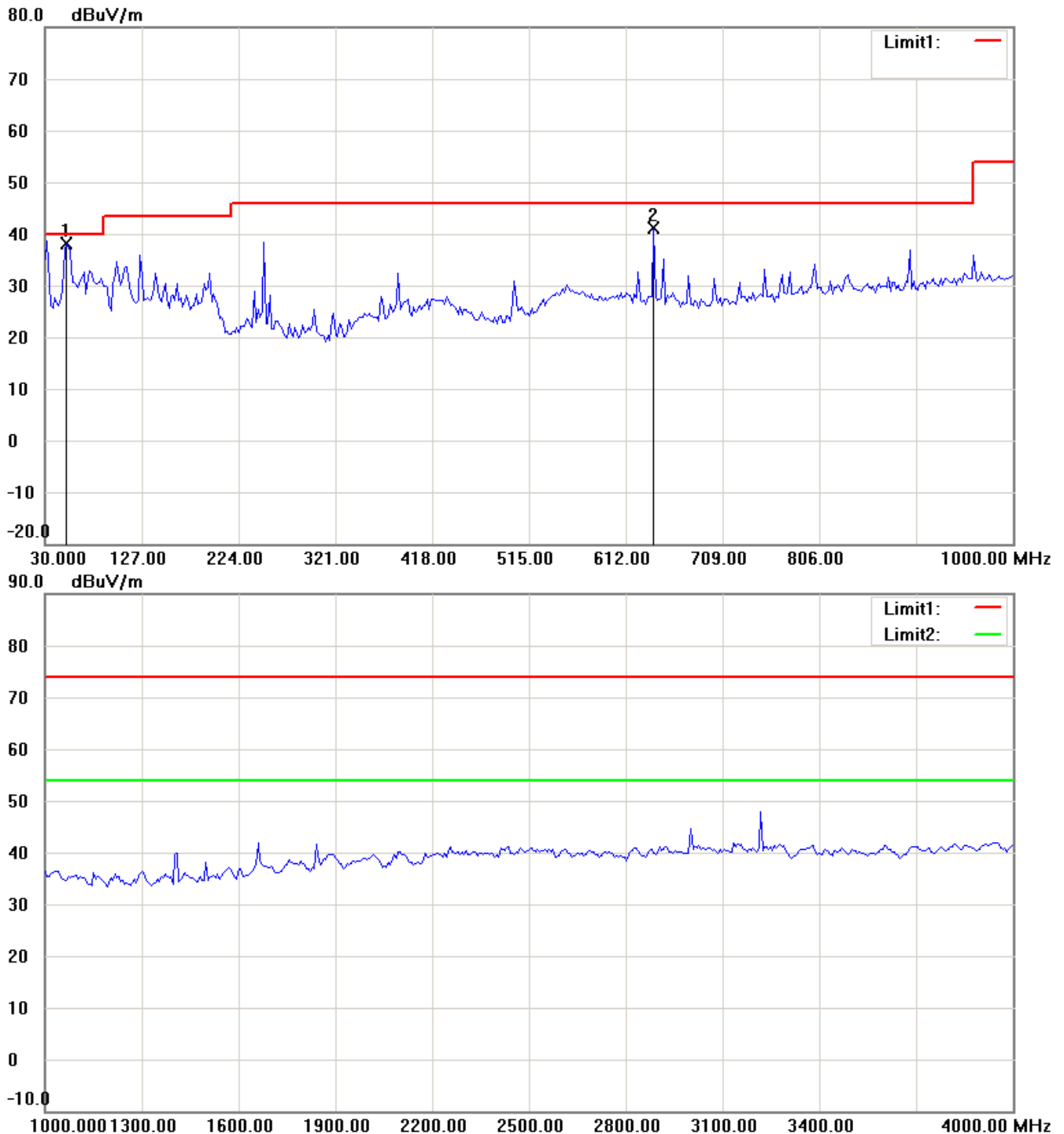
1. The attached measurement plots are preliminarily pre-scanned with peak detector for determining the final checking frequencies and are for reference only.
2. The some frequencies may exceed the limit line without the specified detectors, but that cannot present the results are failed to the specification of test standard.
3. For corrected test results are listed in the relevant table of radiated test data of this test report.



Registration number: W6M21301-12981-C-1

FCC ID: YEI-N305213A


## Antenna Polarization V



Up Line: Peak Limit Line Down Line: Ave Limit Line

Note:

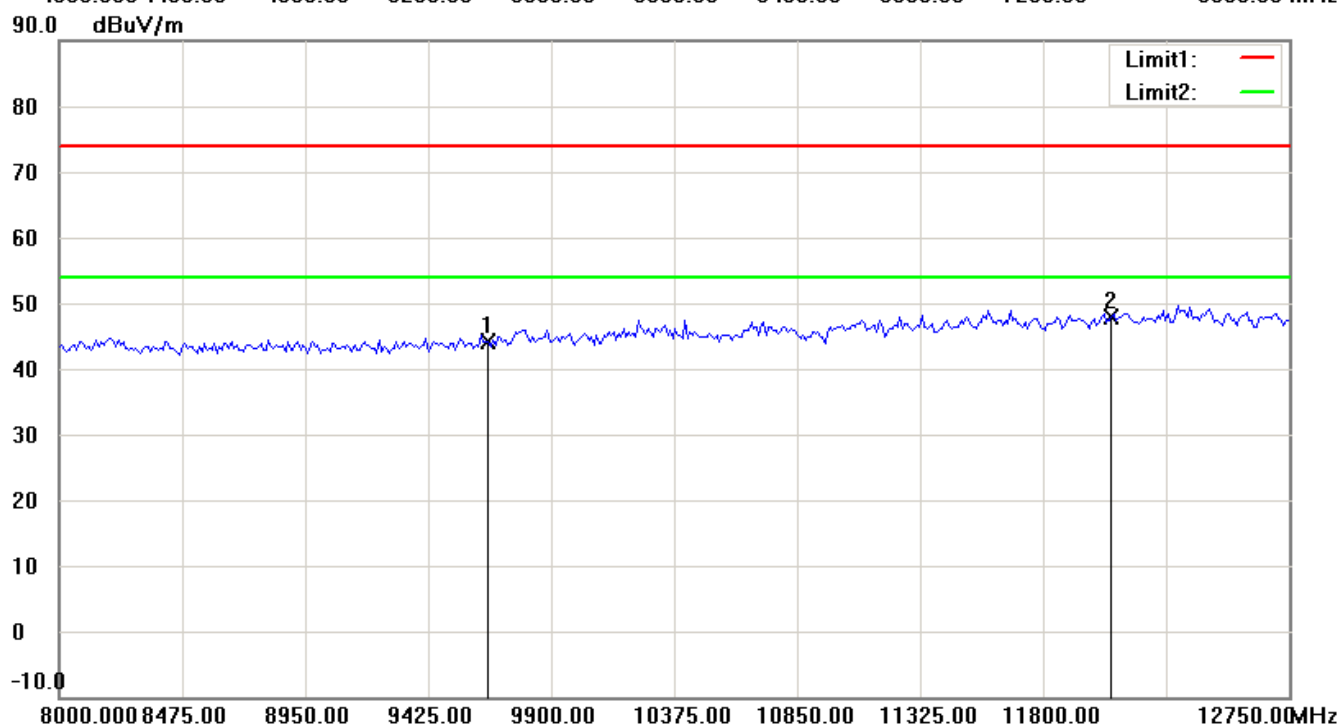
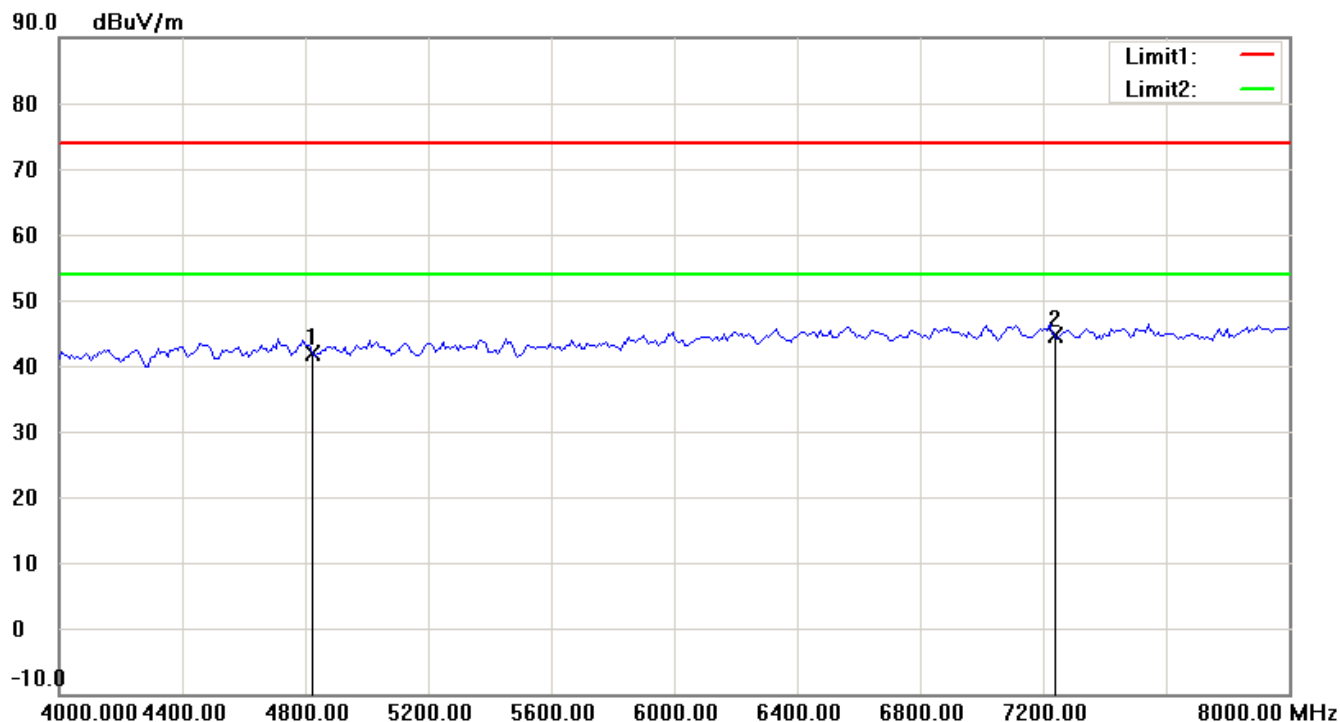
1. The attached measurement plots are preliminarily pre-scanned with peak detector for determining the final checking frequencies and are for reference only.
2. The some frequencies may exceed the limit line without the specified detectors, but that cannot present the results are failed to the specification of test standard.
3. For corrected test results are listed in the relevant table of radiated test data of this test report.



# Worldwide Testing Services(Taiwan) Co., Ltd.

Registration number: W6M21301-12981-C-1

FCC ID: YEI-N305213A



Up Line: Peak Limit Line Down Line: Ave Limit Line

Note:

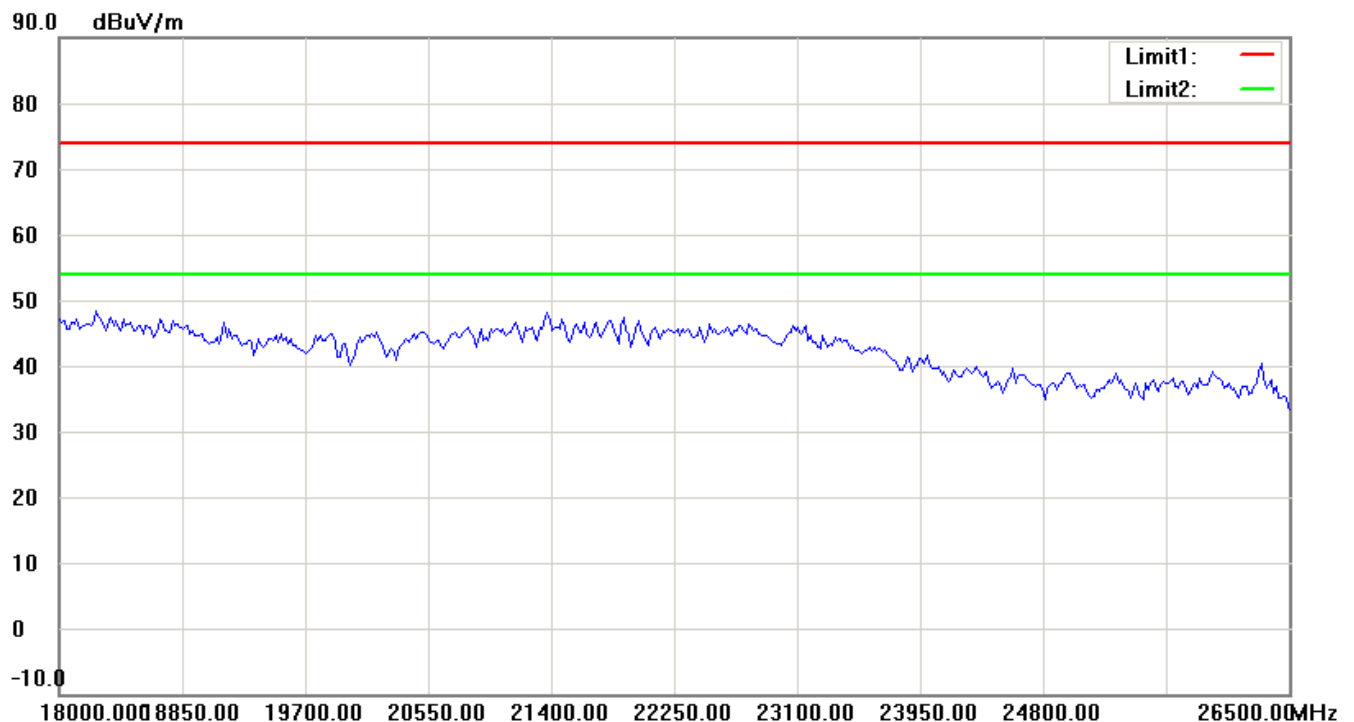
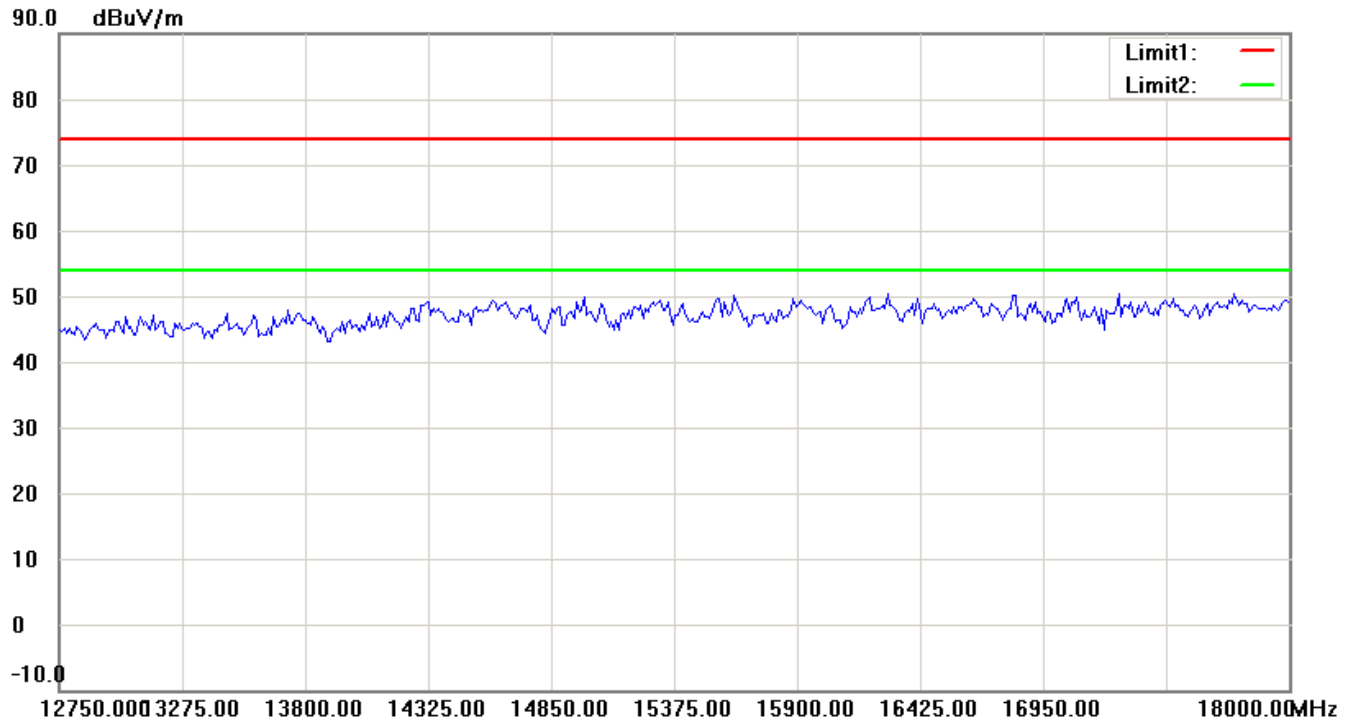
1. The attached measurement plots are preliminarily pre-scanned with peak detector for determining the final checking frequencies and are for reference only.
2. The some frequencies may exceed the limit line without the specified detectors, but that cannot present the results are failed to the specification of test standard.
3. For corrected test results are listed in the relevant table of radiated test data of this test report.



# Worldwide Testing Services(Taiwan) Co., Ltd.

Registration number: W6M21301-12981-C-1

FCC ID: YEI-N305213A



Up Line: Peak Limit Line Down Line: Ave Limit Line

Note:

1. The attached measurement plots are preliminarily pre-scanned with peak detector for determining the final checking frequencies and are for reference only.
2. The some frequencies may exceed the limit line without the specified detectors, but that cannot present the results are failed to the specification of test standard.
3. For corrected test results are listed in the relevant table of radiated test data of this test report.

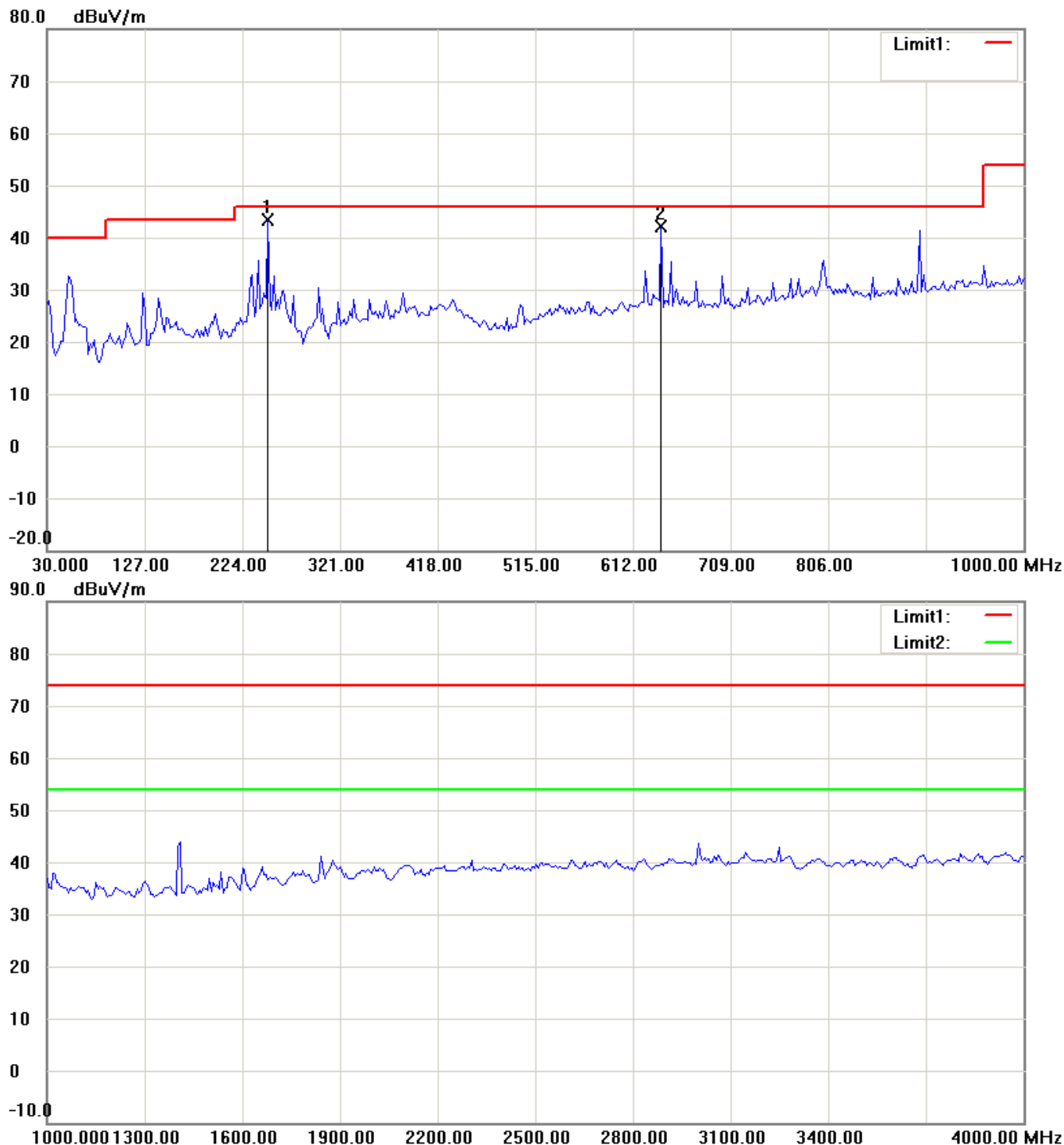


Registration number: W6M21301-12981-C-1

FCC ID: YEI-N305213A

CH6

Antenna Polarization H




Up Line: Peak Limit Line Down Line: Ave Limit Line

Note:

1. The attached measurement plots are preliminarily pre-scanned with peak detector for determining the final checking frequencies and are for reference only.
2. The some frequencies may exceed the limit line without the specified detectors, but that cannot present the results are failed to the specification of test standard.
3. For corrected test results are listed in the relevant table of radiated test data of this test report.

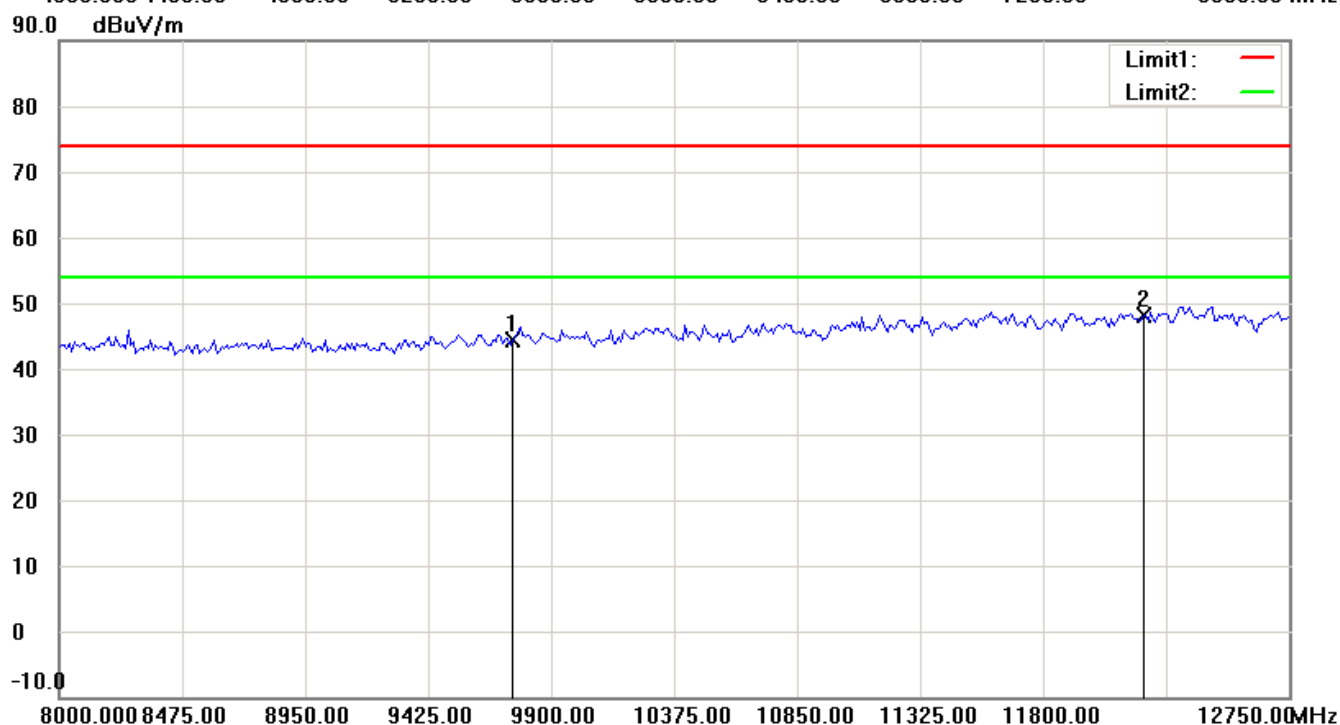
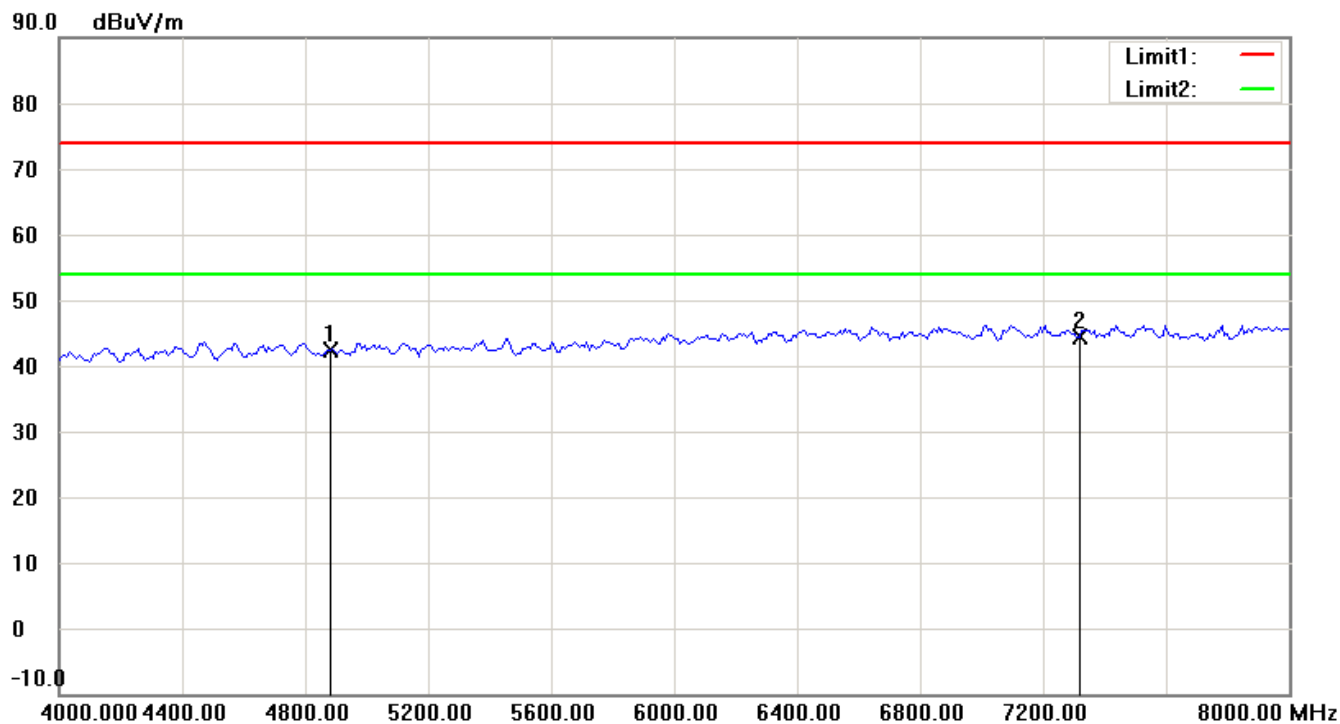




# Worldwide Testing Services(Taiwan) Co., Ltd.

Registration number: W6M21301-12981-C-1

FCC ID: YEI-N305213A



Up Line: Peak Limit Line Down Line: Ave Limit Line

Note:

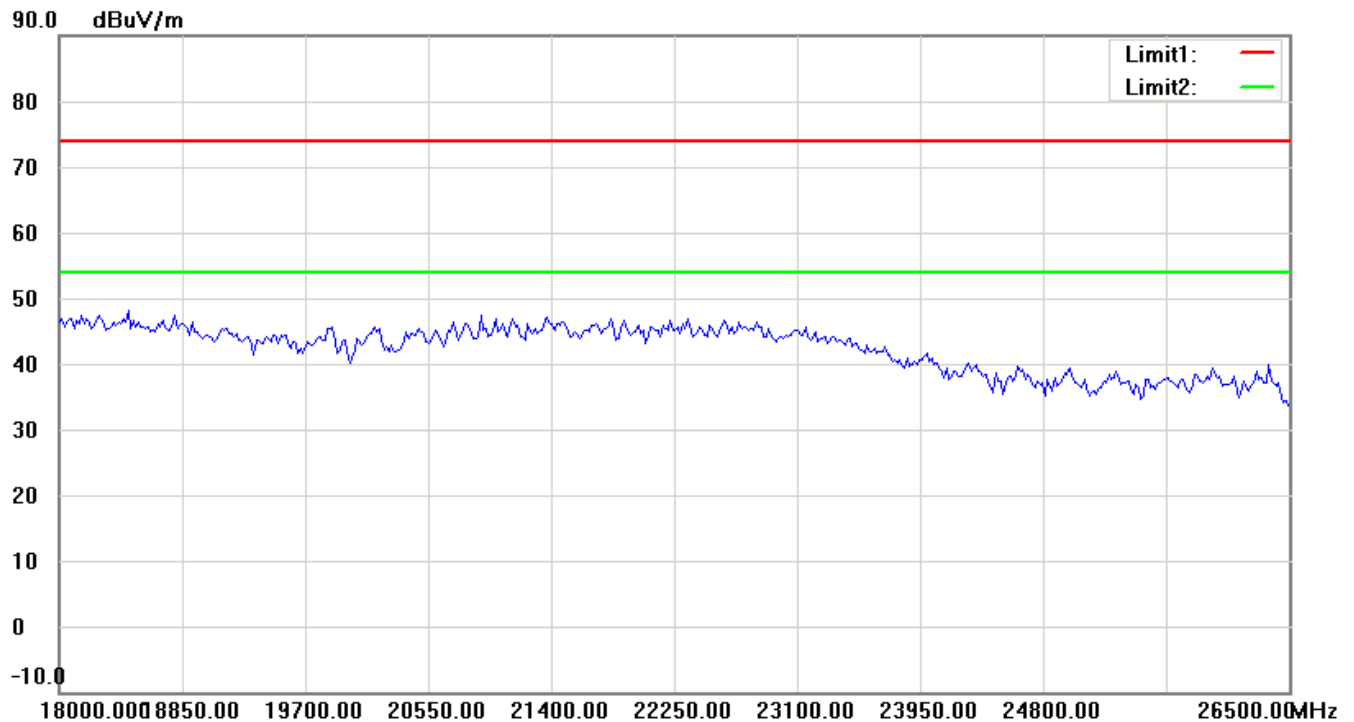
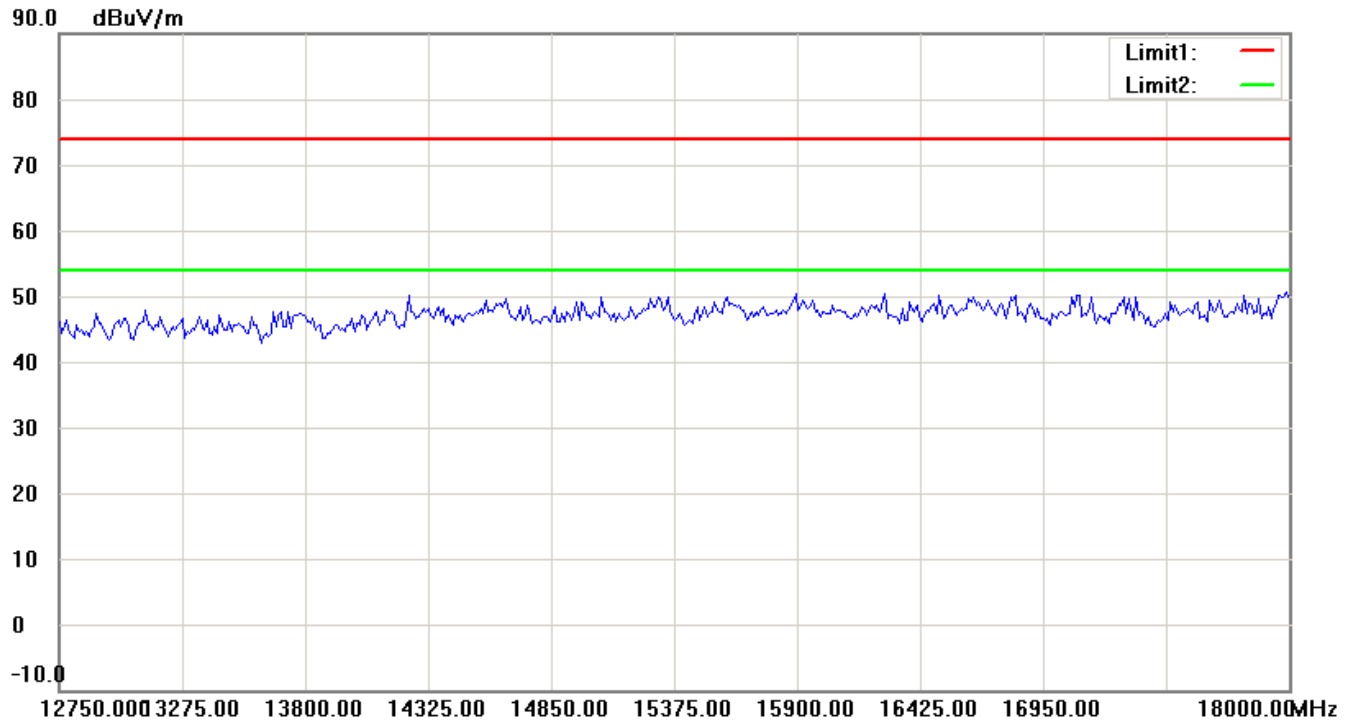
1. The attached measurement plots are preliminarily pre-scanned with peak detector for determining the final checking frequencies and are for reference only.
2. The some frequencies may exceed the limit line without the specified detectors, but that cannot present the results are failed to the specification of test standard.
3. For corrected test results are listed in the relevant table of radiated test data of this test report.



# Worldwide Testing Services(Taiwan) Co., Ltd.

Registration number: W6M21301-12981-C-1

FCC ID: YEI-N305213A



Up Line: Peak Limit Line Down Line: Ave Limit Line

Note:

1. The attached measurement plots are preliminarily pre-scanned with peak detector for determining the final checking frequencies and are for reference only.
2. The some frequencies may exceed the limit line without the specified detectors, but that cannot present the results are failed to the specification of test standard.
3. For corrected test results are listed in the relevant table of radiated test data of this test report.



Registration number: W6M21301-12981-C-1

FCC ID: YEI-N305213A

## Antenna Polarization V



Up Line: Peak Limit Line Down Line: Ave Limit Line

Note:

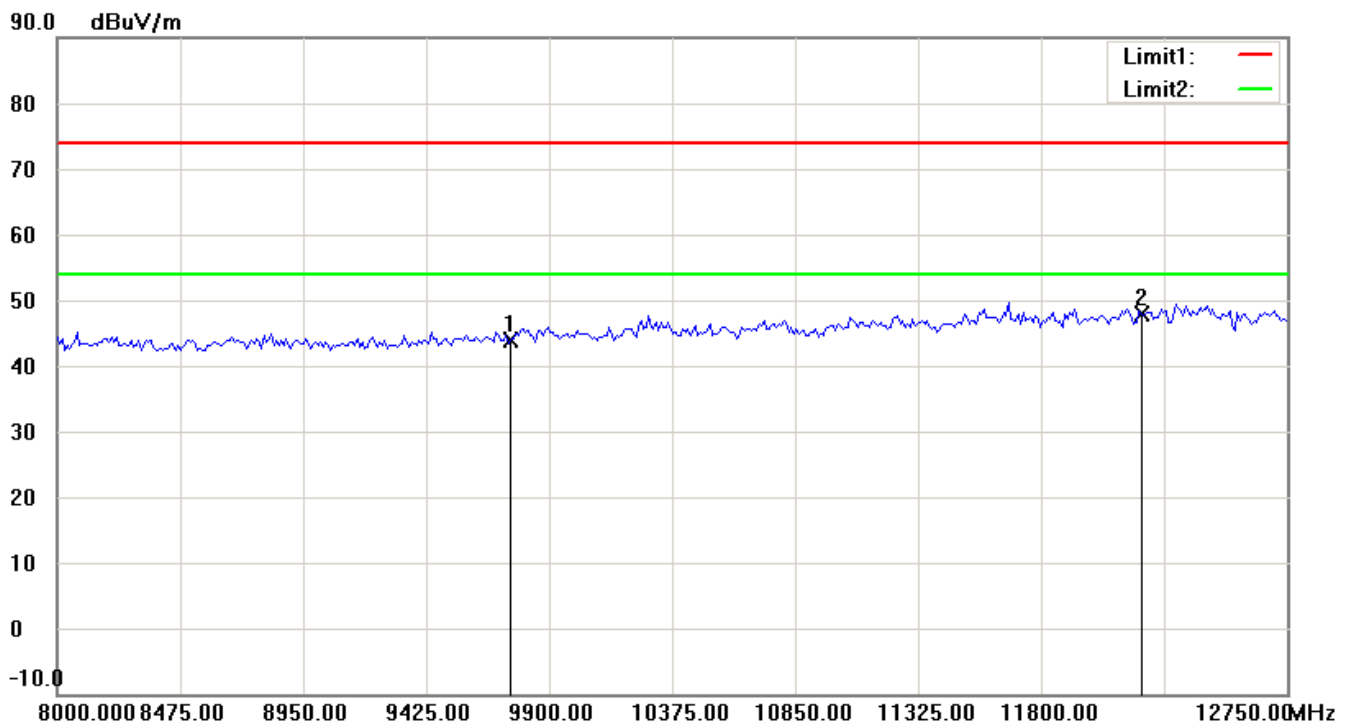
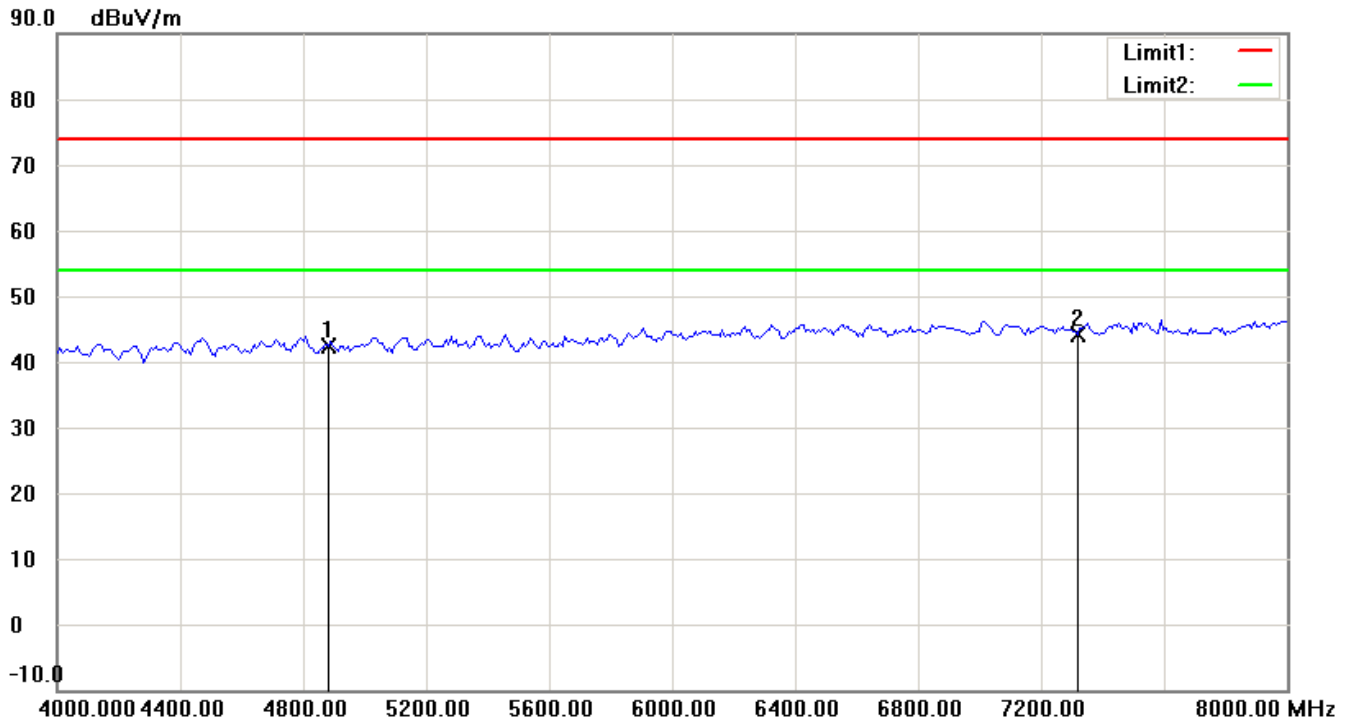
1. The attached measurement plots are preliminarily pre-scanned with peak detector for determining the final checking frequencies and are for reference only.
2. The some frequencies may exceed the limit line without the specified detectors, but that cannot present the results are failed to the specification of test standard.
3. For corrected test results are listed in the relevant table of radiated test data of this test report.



# Worldwide Testing Services(Taiwan) Co., Ltd.

Registration number: W6M21301-12981-C-1

FCC ID: YEI-N305213A



Up Line: Peak Limit Line Down Line: Ave Limit Line

Note:

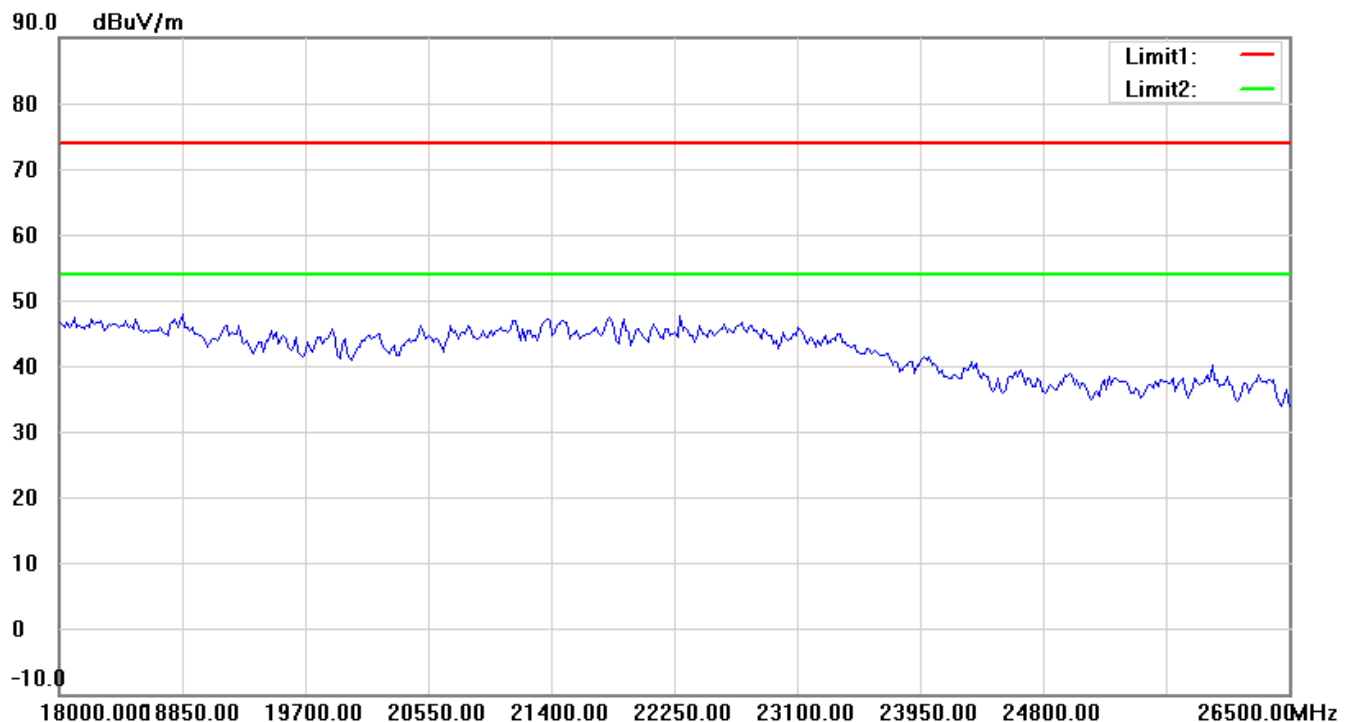
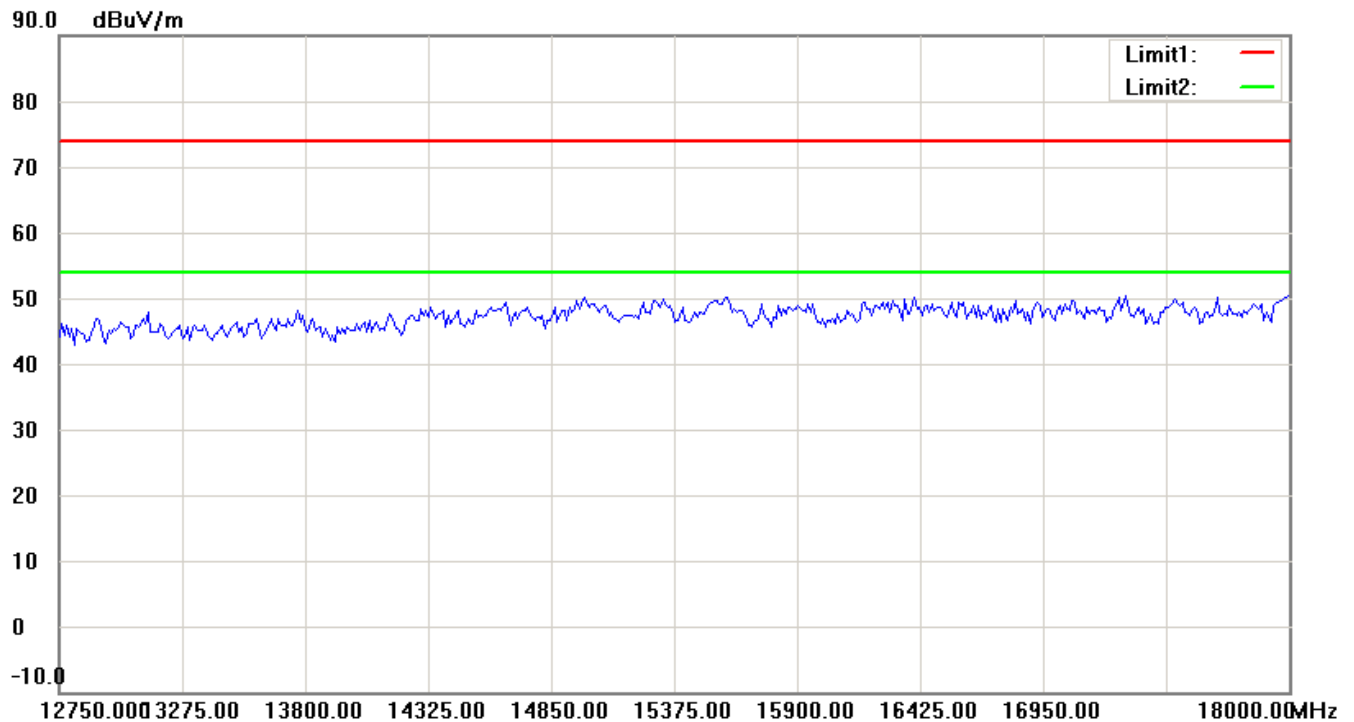
1. The attached measurement plots are preliminarily pre-scanned with peak detector for determining the final checking frequencies and are for reference only.
2. The some frequencies may exceed the limit line without the specified detectors, but that cannot present the results are failed to the specification of test standard.
3. For corrected test results are listed in the relevant table of radiated test data of this test report.



# Worldwide Testing Services(Taiwan) Co., Ltd.

Registration number: W6M21301-12981-C-1

FCC ID: YEI-N305213A



Up Line: Peak Limit Line Down Line: Ave Limit Line

Note:

1. The attached measurement plots are preliminarily pre-scanned with peak detector for determining the final checking frequencies and are for reference only.
2. The some frequencies may exceed the limit line without the specified detectors, but that cannot present the results are failed to the specification of test standard.
3. For corrected test results are listed in the relevant table of radiated test data of this test report.

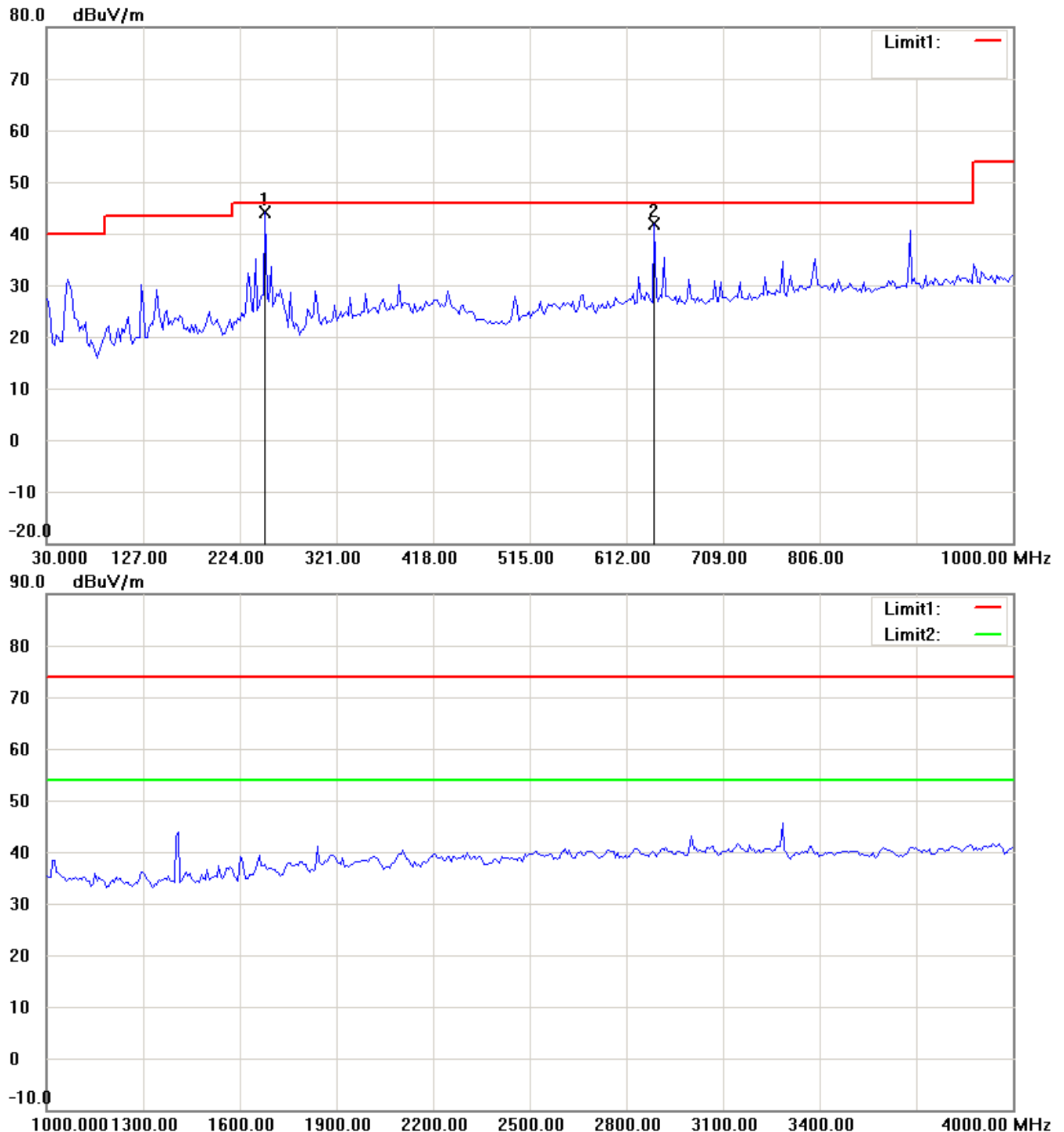


Registration number: W6M21301-12981-C-1

FCC ID: YEI-N305213A

CH11

Antenna Polarization H



Up Line: Peak Limit Line Down Line: Ave Limit Line

Note:

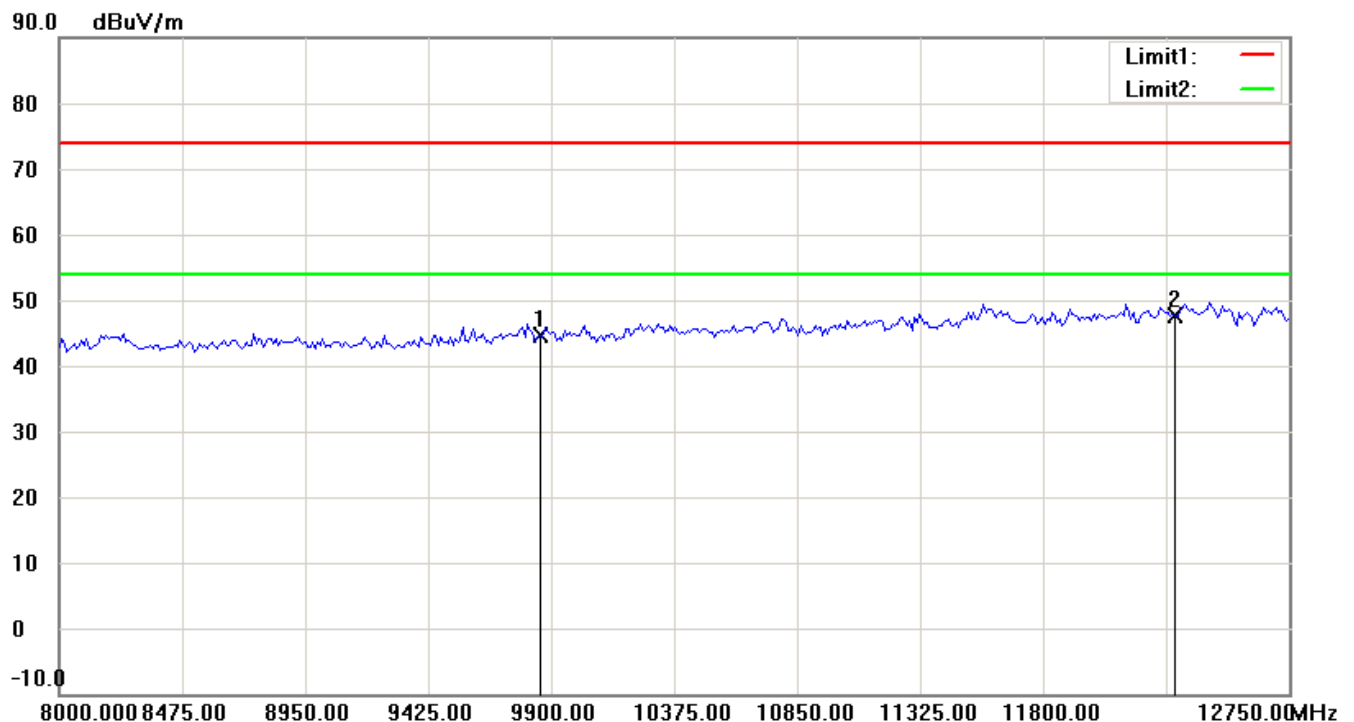
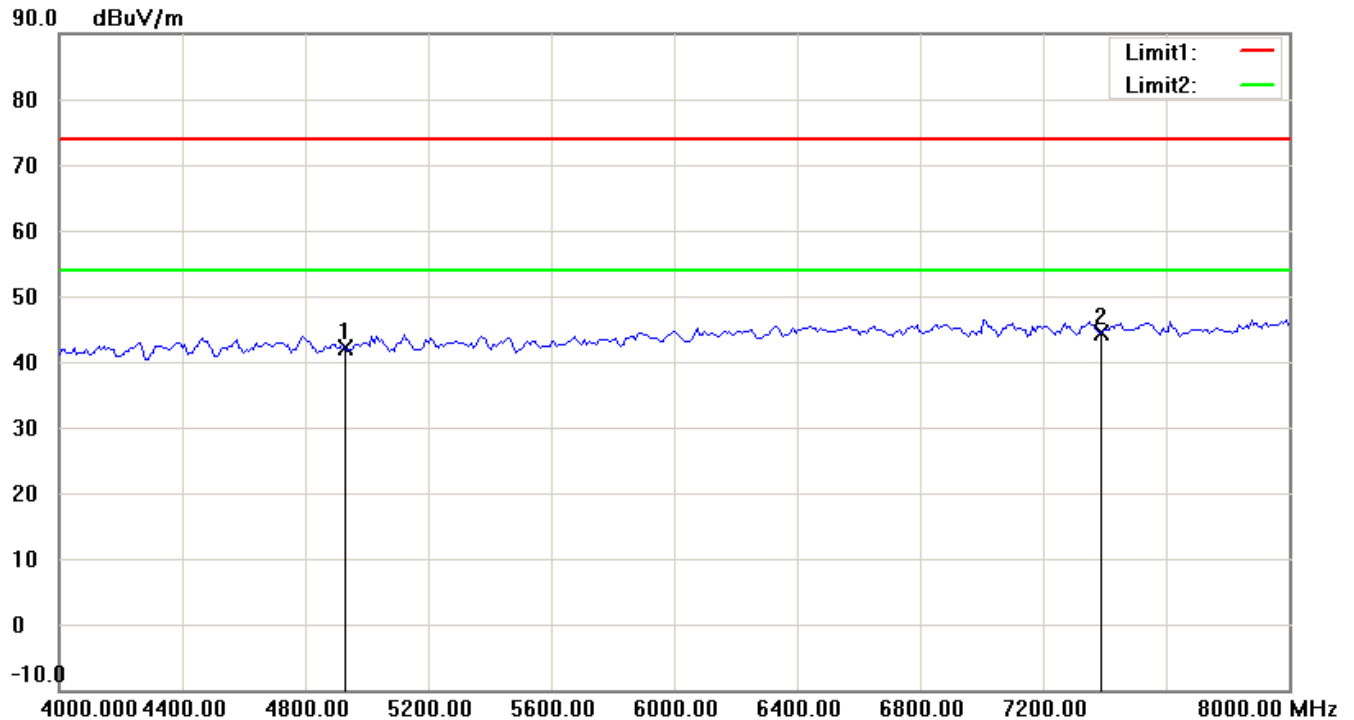
1. The attached measurement plots are preliminarily pre-scanned with peak detector for determining the final checking frequencies and are for reference only.
2. The some frequencies may exceed the limit line without the specified detectors, but that cannot present the results are failed to the specification of test standard.
3. For corrected test results are listed in the relevant table of radiated test data of this test report.



# Worldwide Testing Services(Taiwan) Co., Ltd.

Registration number: W6M21301-12981-C-1

FCC ID: YEI-N305213A



Up Line: Peak Limit Line Down Line: Ave Limit Line

Note:

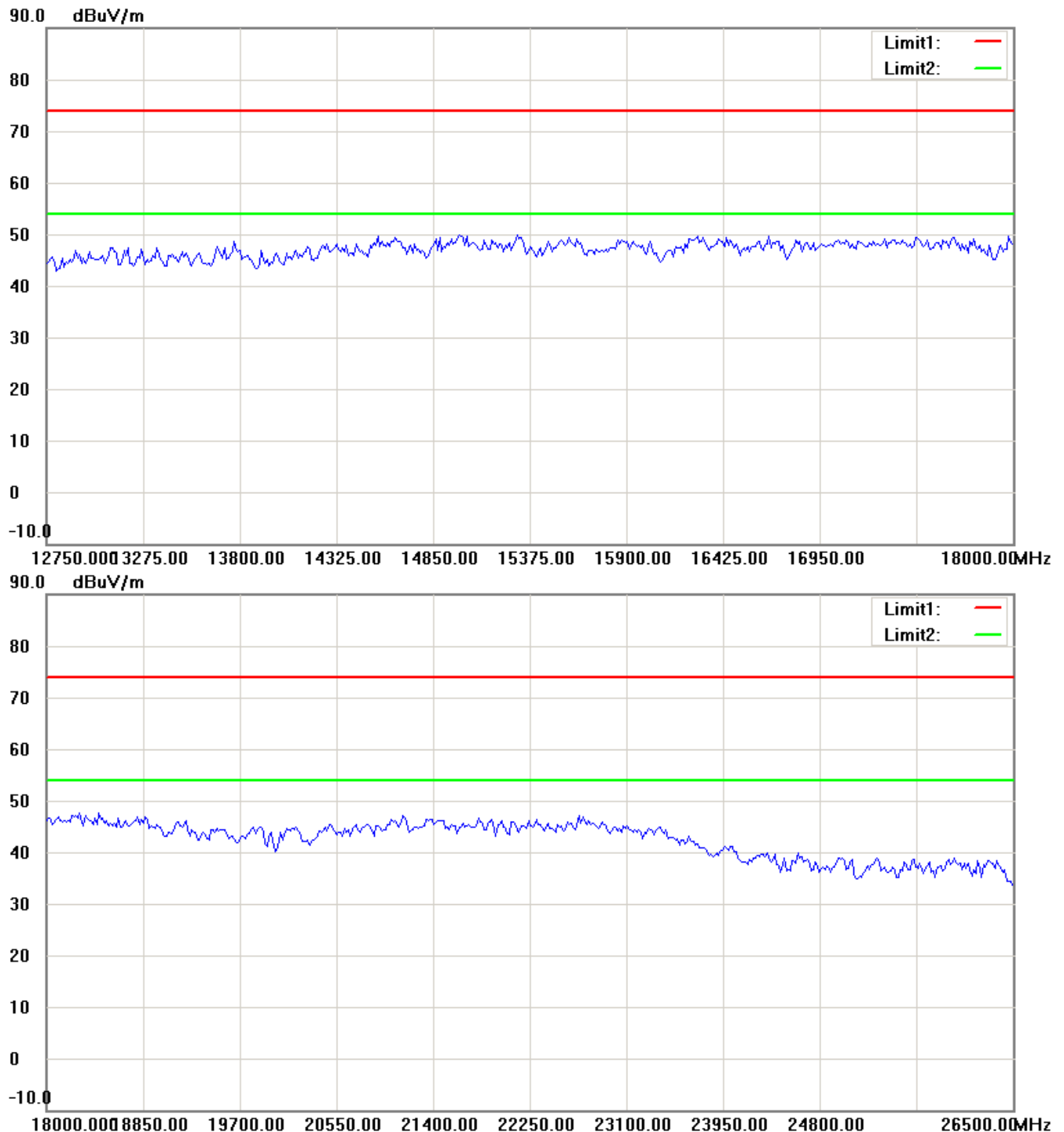
1. The attached measurement plots are preliminarily pre-scanned with peak detector for determining the final checking frequencies and are for reference only.
2. The some frequencies may exceed the limit line without the specified detectors, but that cannot present the results are failed to the specification of test standard.
3. For corrected test results are listed in the relevant table of radiated test data of this test report.



# Worldwide Testing Services(Taiwan) Co., Ltd.

Registration number: W6M21301-12981-C-1

FCC ID: YEI-N305213A



Up Line: Peak Limit Line Down Line: Ave Limit Line

Note:

1. The attached measurement plots are preliminarily pre-scanned with peak detector for determining the final checking frequencies and are for reference only.
2. The some frequencies may exceed the limit line without the specified detectors, but that cannot present the results are failed to the specification of test standard.
3. For corrected test results are listed in the relevant table of radiated test data of this test report.

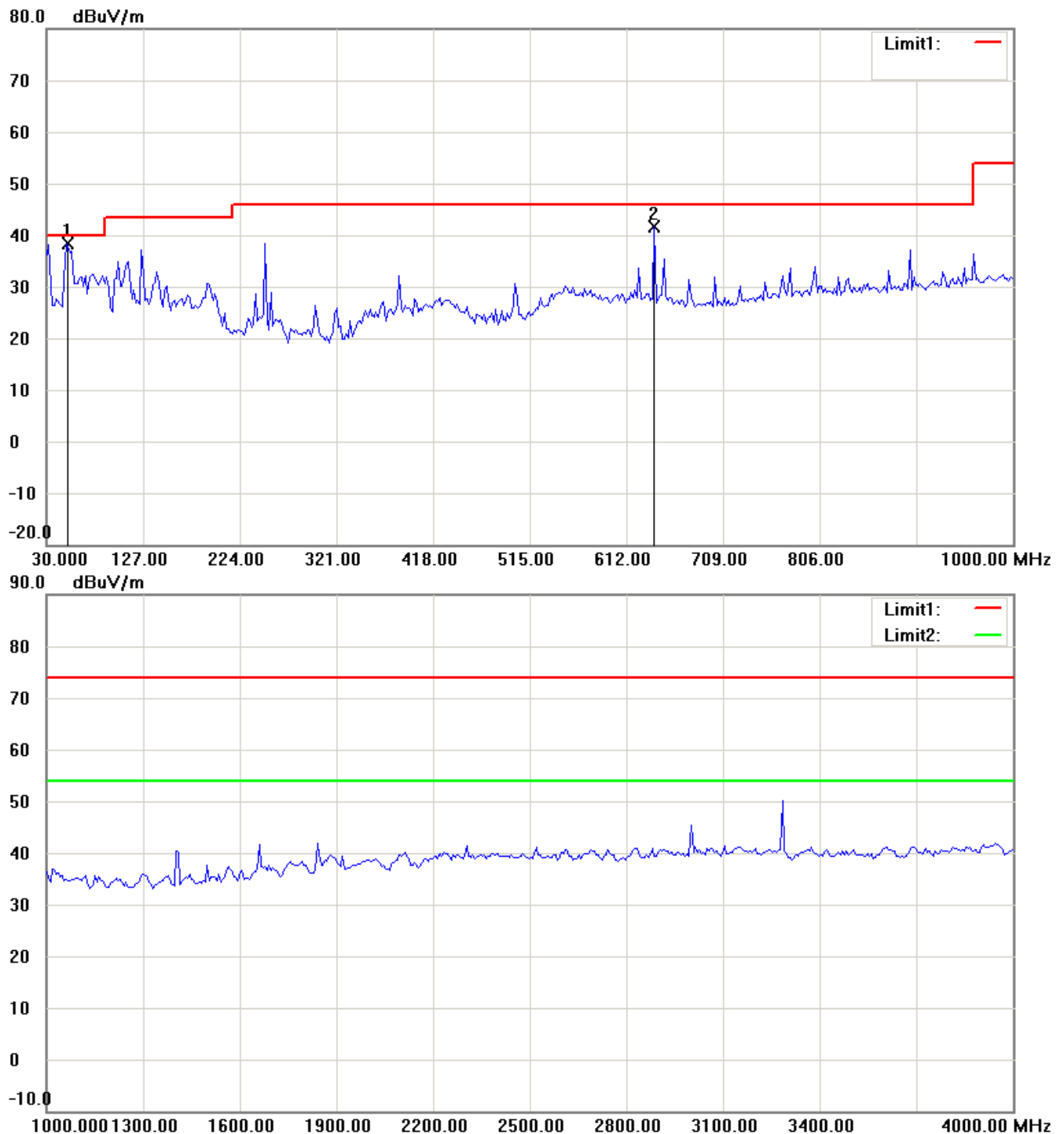




Registration number: W6M21301-12981-C-1

FCC ID: YEI-N305213A

## Antenna Polarization V



Up Line: Peak Limit Line Down Line: Ave Limit Line

Note:

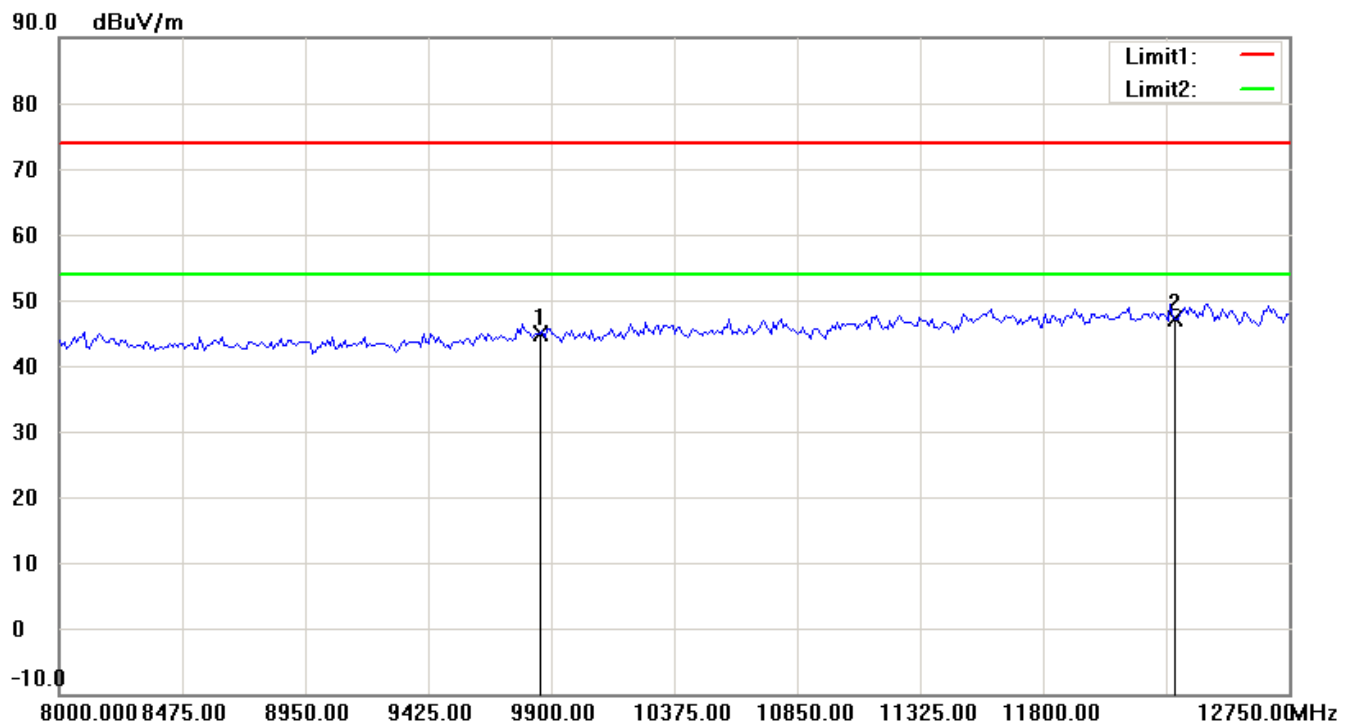
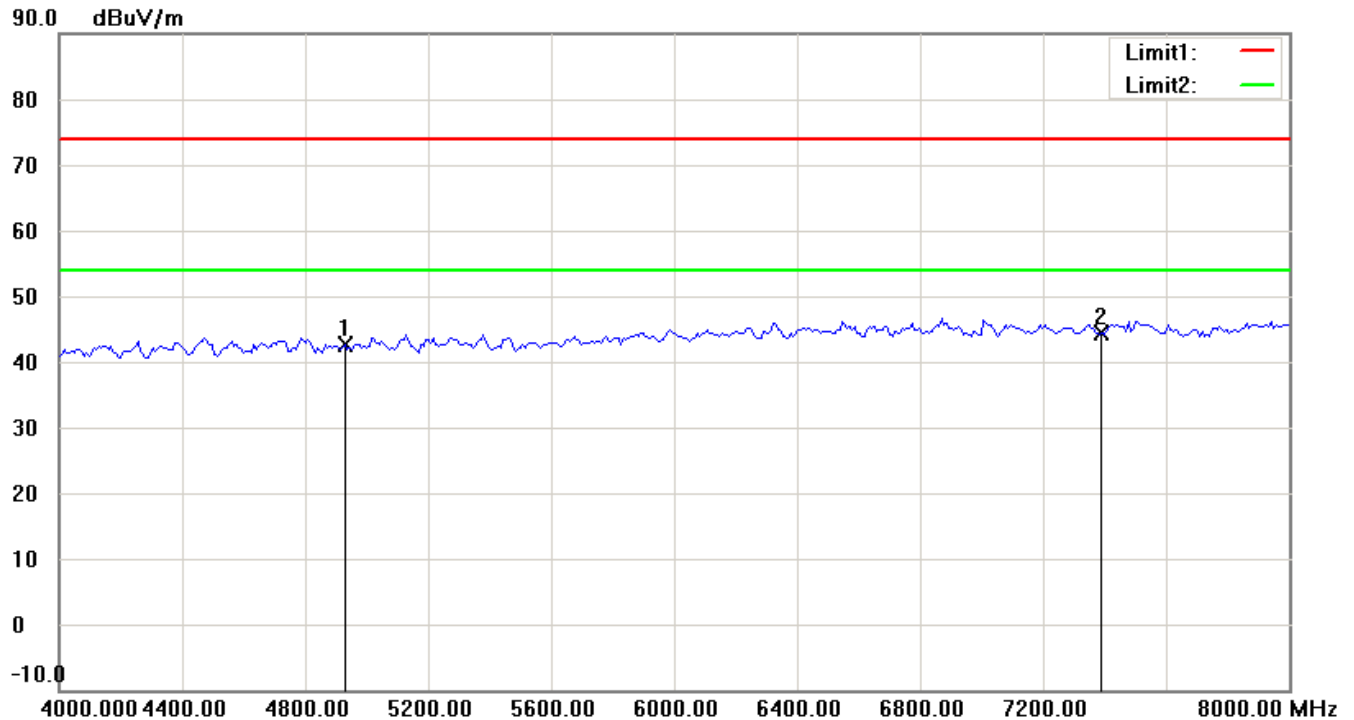
1. The attached measurement plots are preliminarily pre-scanned with peak detector for determining the final checking frequencies and are for reference only.
2. The some frequencies may exceed the limit line without the specified detectors, but that cannot present the results are failed to the specification of test standard.
3. For corrected test results are listed in the relevant table of radiated test data of this test report.



# Worldwide Testing Services(Taiwan) Co., Ltd.

Registration number: W6M21301-12981-C-1

FCC ID: YEI-N305213A



Up Line: Peak Limit Line Down Line: Ave Limit Line

Note:

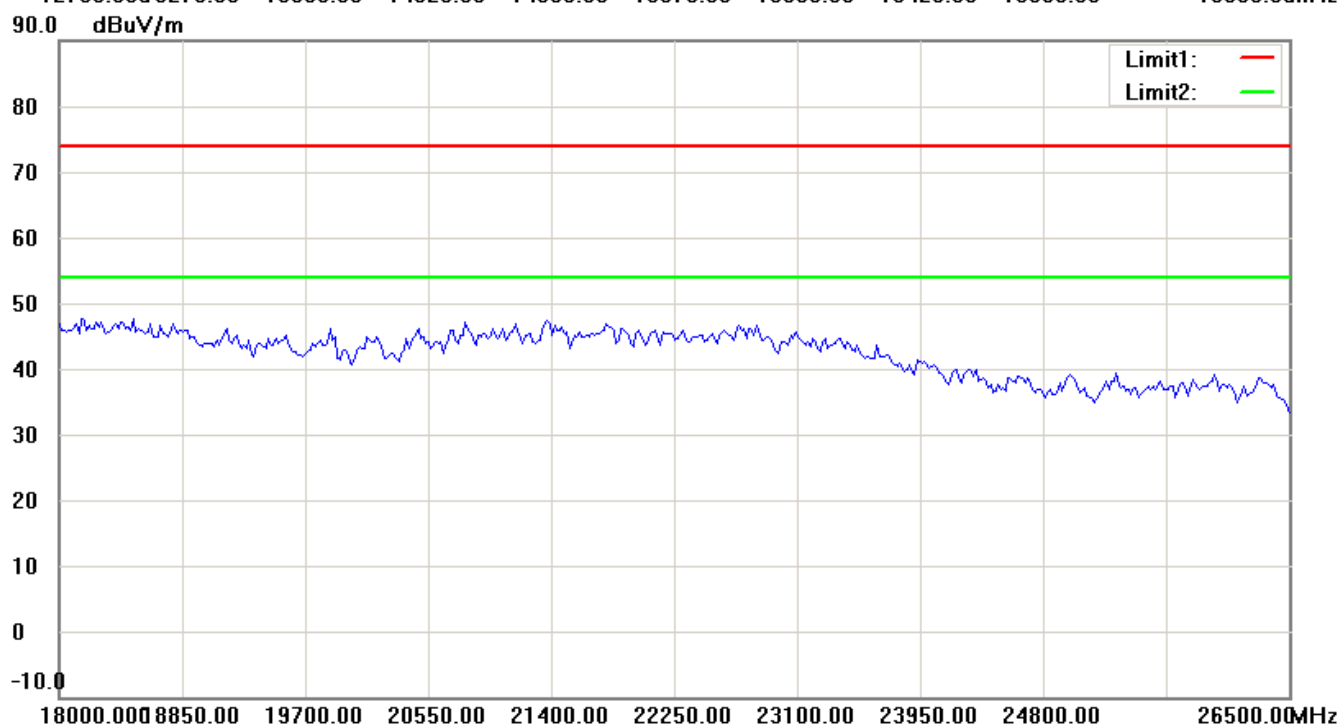
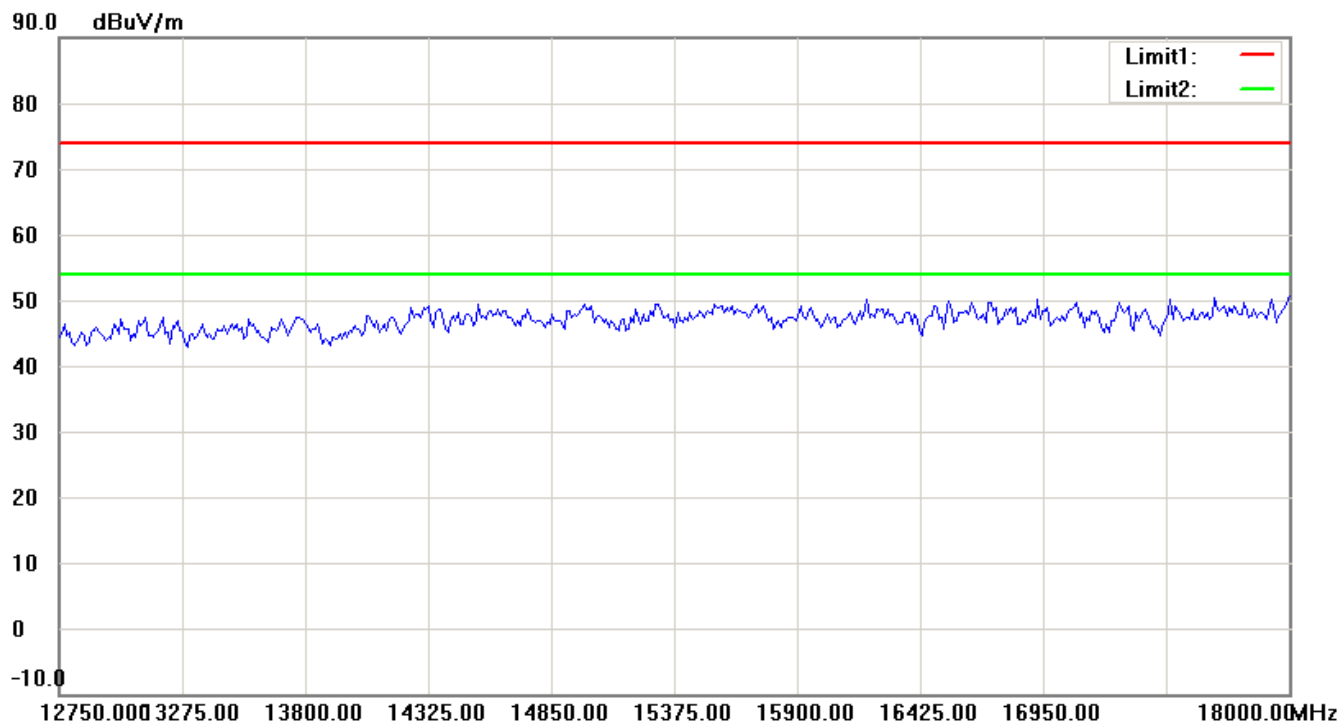
1. The attached measurement plots are preliminarily pre-scanned with peak detector for determining the final checking frequencies and are for reference only.
2. The some frequencies may exceed the limit line without the specified detectors, but that cannot present the results are failed to the specification of test standard.
3. For corrected test results are listed in the relevant table of radiated test data of this test report.



# Worldwide Testing Services(Taiwan) Co., Ltd.

Registration number: W6M21301-12981-C-1

FCC ID: YEI-N305213A



Up Line: Peak Limit Line Down Line: Ave Limit Line

Note:

1. The attached measurement plots are preliminarily pre-scanned with peak detector for determining the final checking frequencies and are for reference only.
2. The some frequencies may exceed the limit line without the specified detectors, but that cannot present the results are failed to the specification of test standard.
3. For corrected test results are listed in the relevant table of radiated test data of this test report.



# **Worldwide Testing Services(Taiwan) Co., Ltd.**

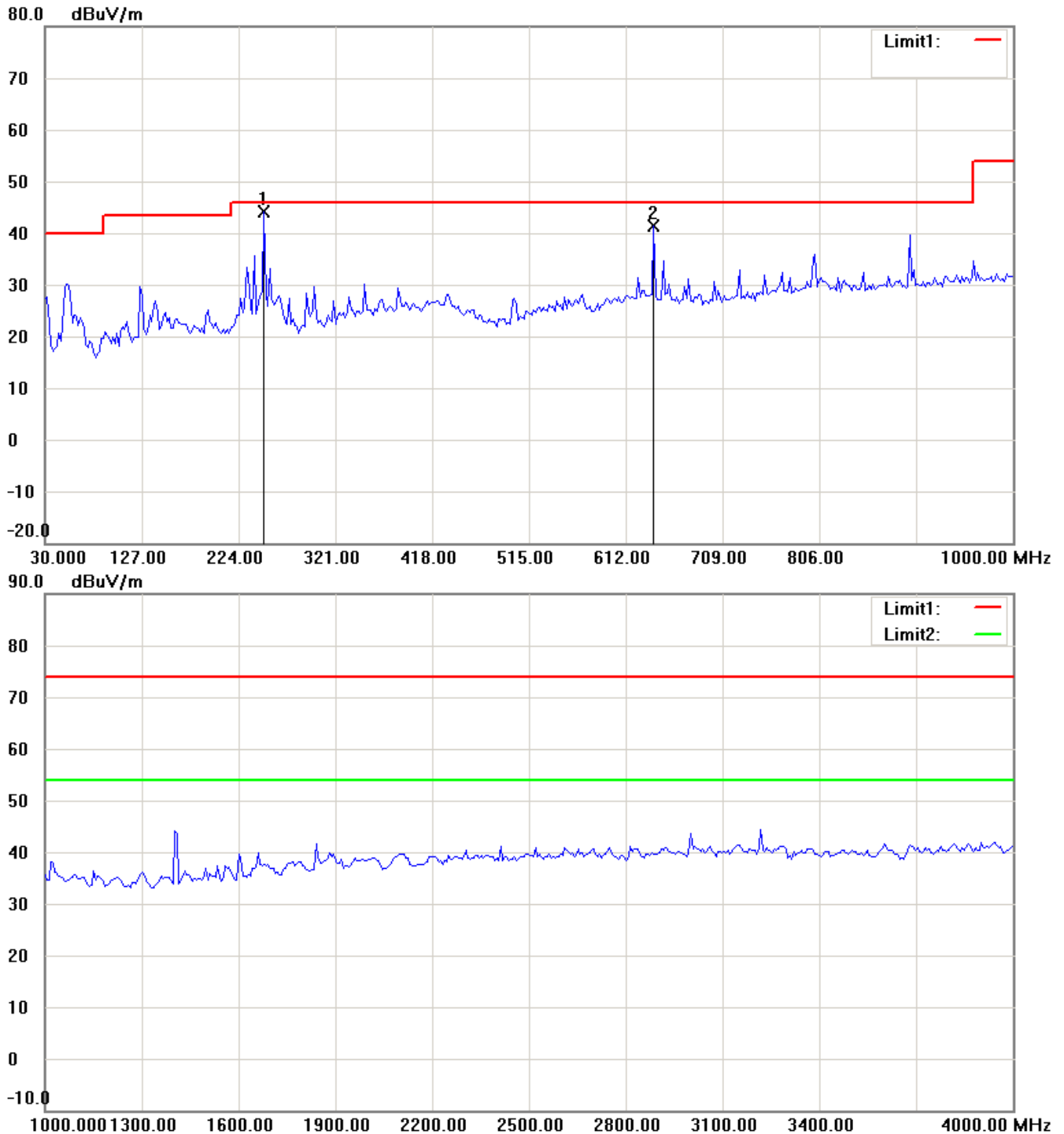
Registration number: W6M21301-12981-C-1

FCC ID: YEI-N305213A

TX 802.11g

CH1

Antenna Polarization H



Up Line: Peak Limit Line Down Line: Ave Limit Line

Note:

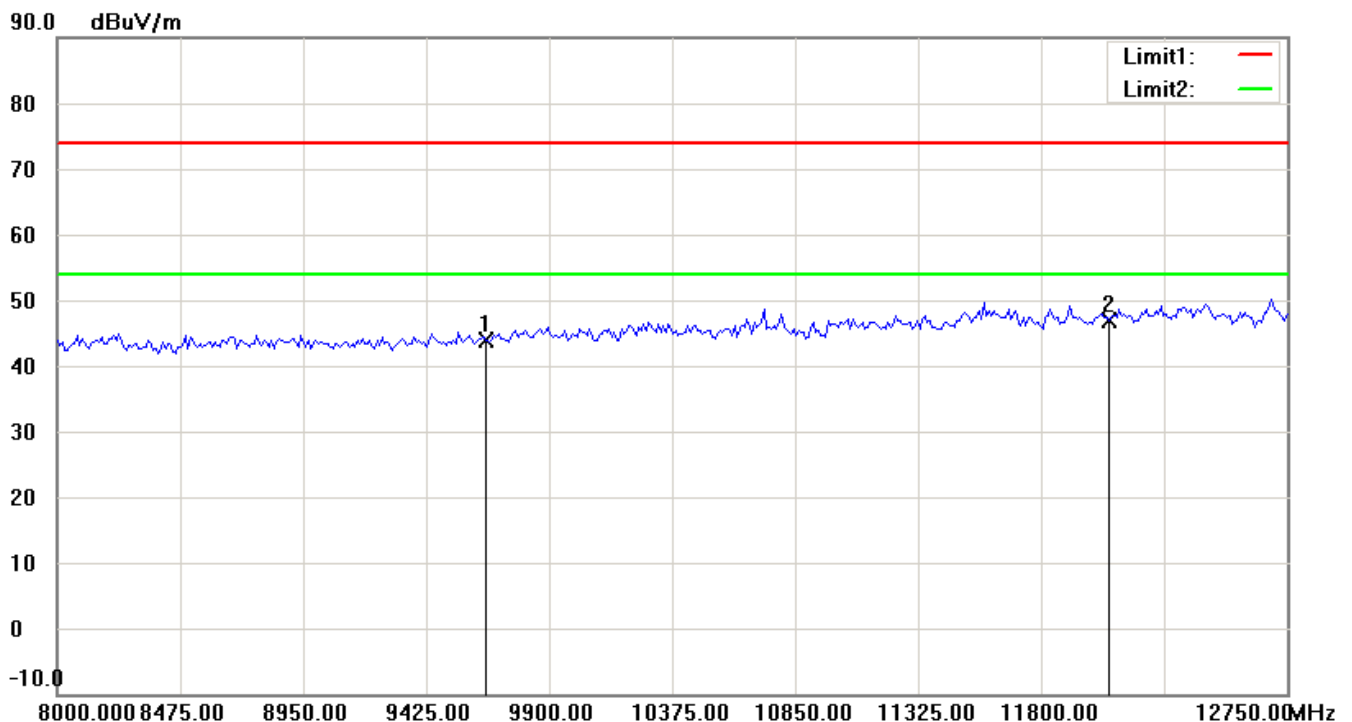
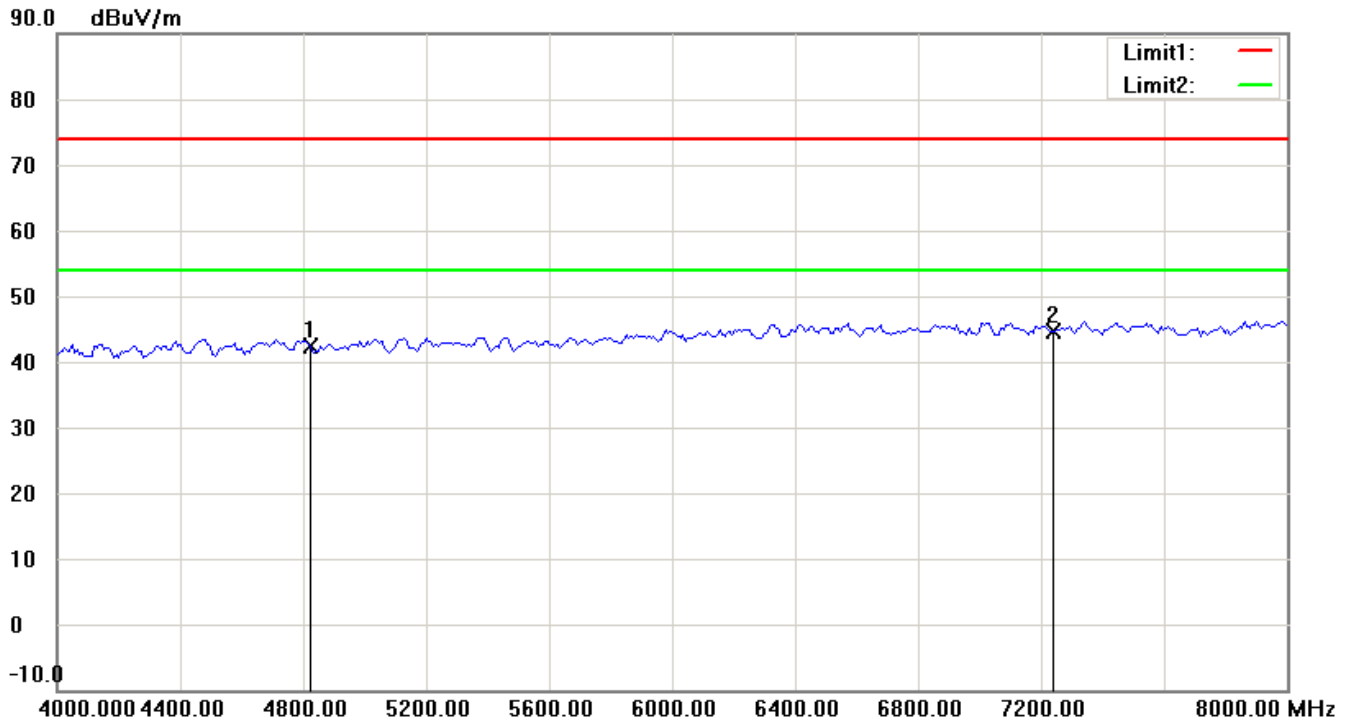
1. The attached measurement plots are preliminarily pre-scanned with peak detector for determining the final checking frequencies and are for reference only.
2. The some frequencies may exceed the limit line without the specified detectors, but that cannot present the results are failed to the specification of test standard.
3. For corrected test results are listed in the relevant table of radiated test data of this test report.



# Worldwide Testing Services(Taiwan) Co., Ltd.

Registration number: W6M21301-12981-C-1

FCC ID: YEI-N305213A



Up Line: Peak Limit Line Down Line: Ave Limit Line

Note:

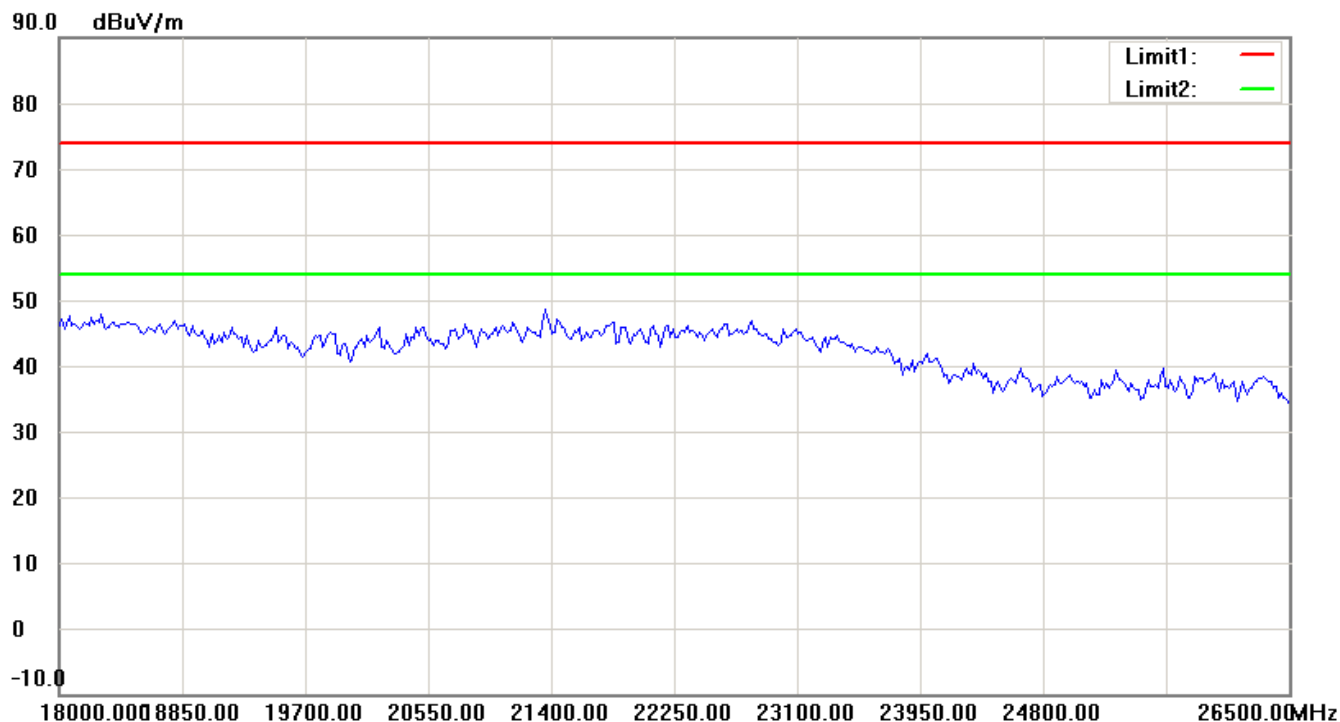
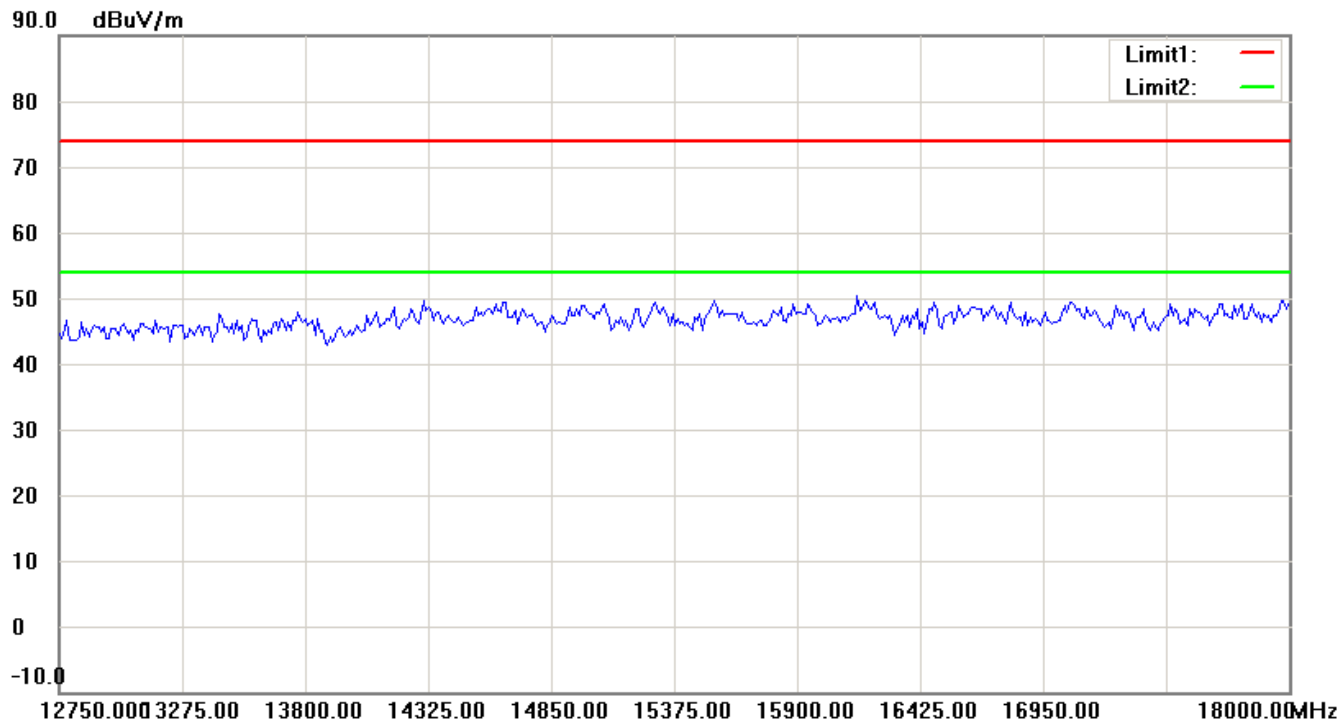
1. The attached measurement plots are preliminarily pre-scanned with peak detector for determining the final checking frequencies and are for reference only.
2. The some frequencies may exceed the limit line without the specified detectors, but that cannot present the results are failed to the specification of test standard.
3. For corrected test results are listed in the relevant table of radiated test data of this test report.



# Worldwide Testing Services(Taiwan) Co., Ltd.

Registration number: W6M21301-12981-C-1

FCC ID: YEI-N305213A



Up Line: Peak Limit Line Down Line: Ave Limit Line

Note:

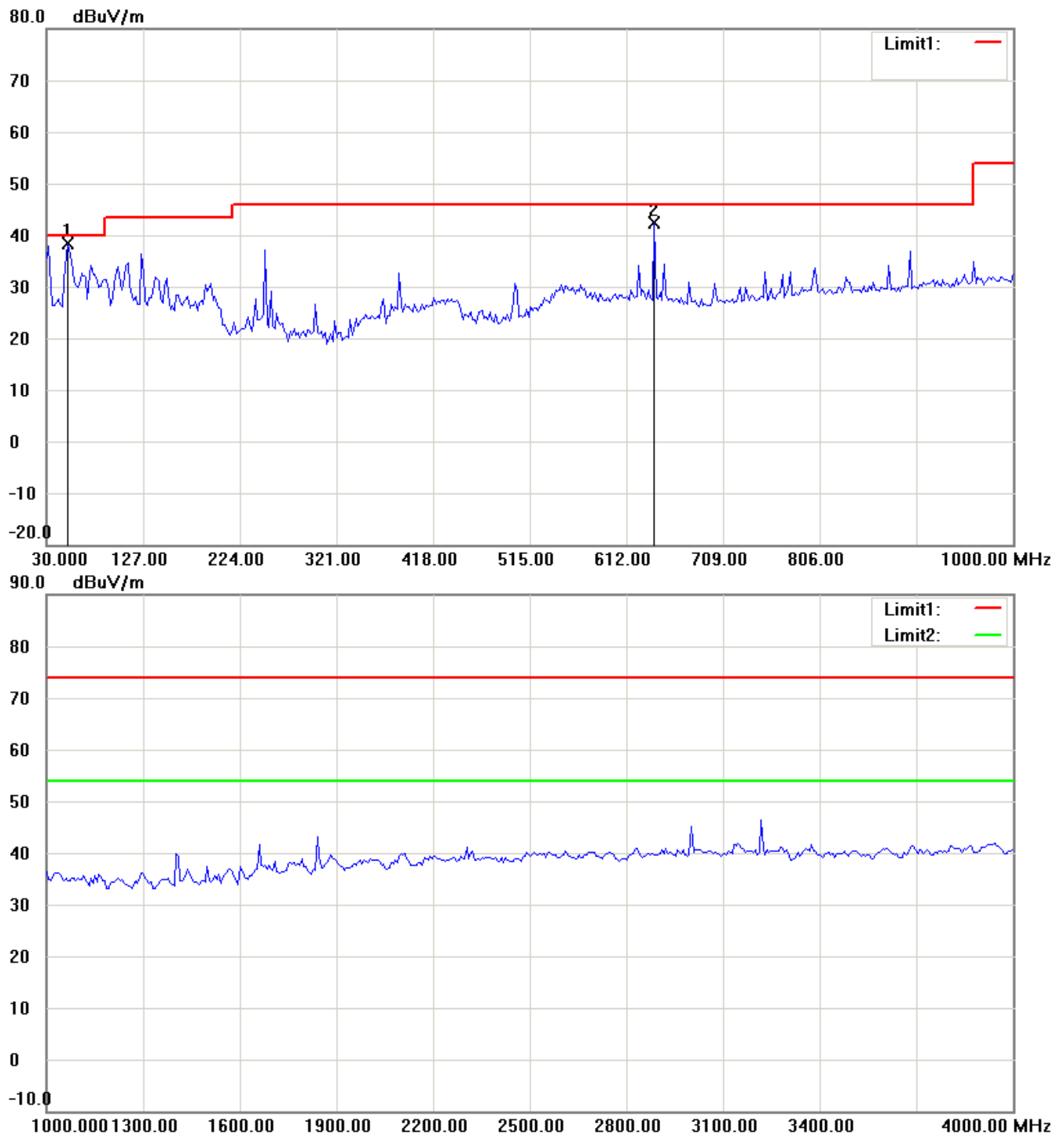
1. The attached measurement plots are preliminarily pre-scanned with peak detector for determining the final checking frequencies and are for reference only.
2. The some frequencies may exceed the limit line without the specified detectors, but that cannot present the results are failed to the specification of test standard.
3. For corrected test results are listed in the relevant table of radiated test data of this test report.



Registration number: W6M21301-12981-C-1

FCC ID: YEI-N305213A


## Antenna Polarization V



Up Line: Peak Limit Line Down Line: Ave Limit Line

Note:

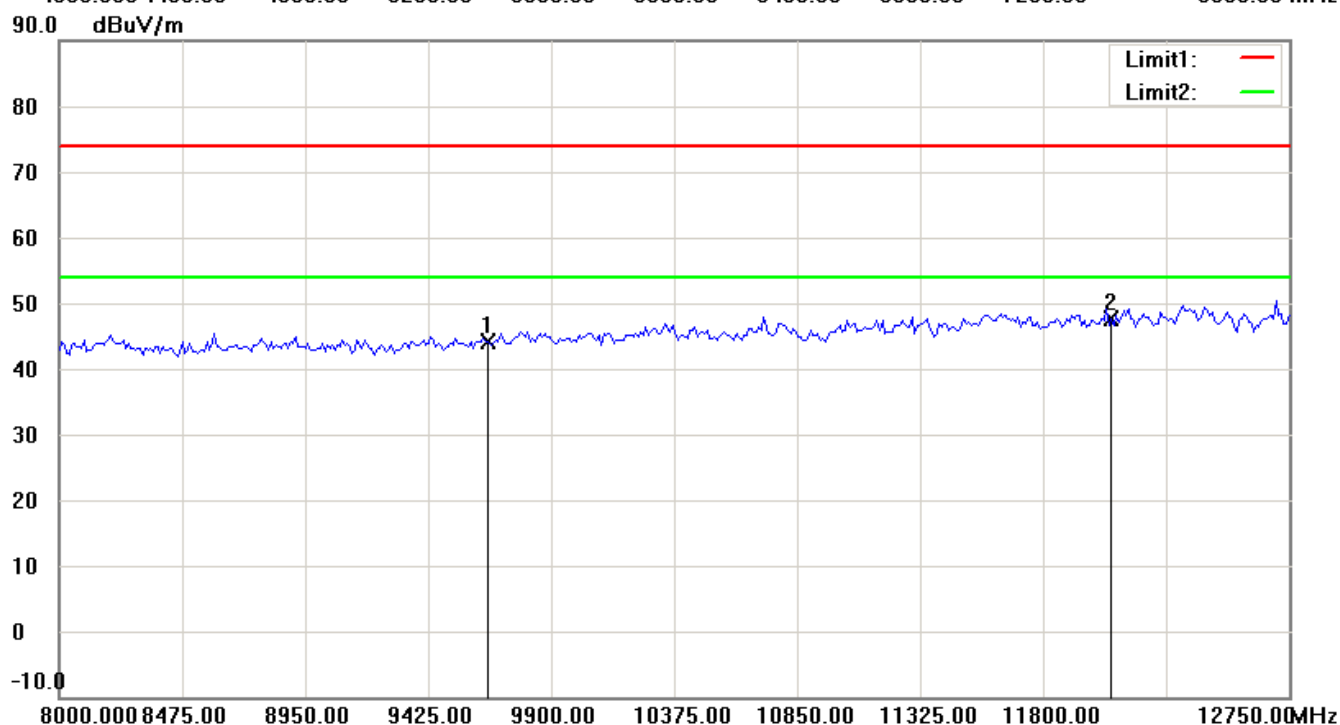
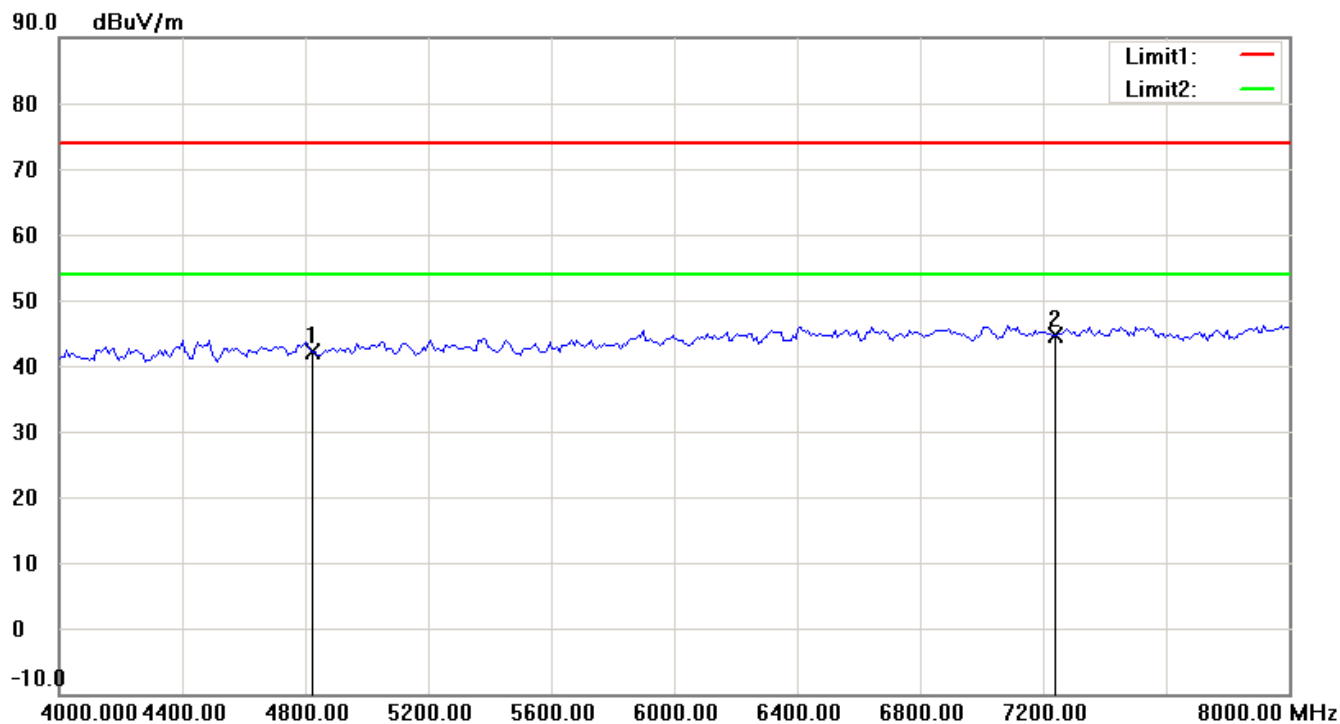
1. The attached measurement plots are preliminarily pre-scanned with peak detector for determining the final checking frequencies and are for reference only.
2. The some frequencies may exceed the limit line without the specified detectors, but that cannot present the results are failed to the specification of test standard.
3. For corrected test results are listed in the relevant table of radiated test data of this test report.



# Worldwide Testing Services(Taiwan) Co., Ltd.

Registration number: W6M21301-12981-C-1

FCC ID: YEI-N305213A



Up Line: Peak Limit Line Down Line: Ave Limit Line

Note:

1. The attached measurement plots are preliminarily pre-scanned with peak detector for determining the final checking frequencies and are for reference only.
2. The some frequencies may exceed the limit line without the specified detectors, but that cannot present the results are failed to the specification of test standard.
3. For corrected test results are listed in the relevant table of radiated test data of this test report.

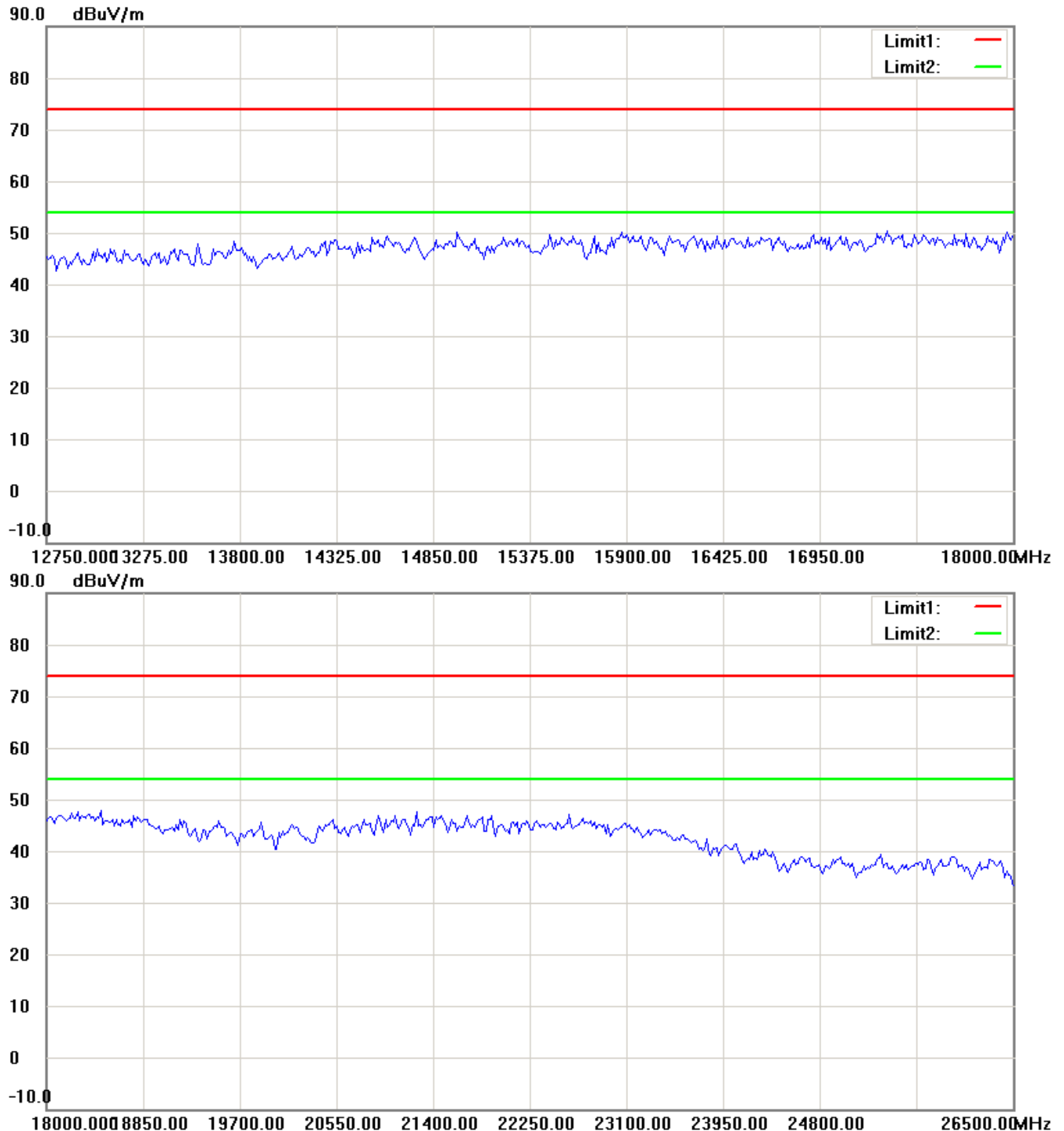




# Worldwide Testing Services(Taiwan) Co., Ltd.

Registration number: W6M21301-12981-C-1

FCC ID: YEI-N305213A



Up Line: Peak Limit Line Down Line: Ave Limit Line

Note:

1. The attached measurement plots are preliminarily pre-scanned with peak detector for determining the final checking frequencies and are for reference only.
2. The some frequencies may exceed the limit line without the specified detectors, but that cannot present the results are failed to the specification of test standard.
3. For corrected test results are listed in the relevant table of radiated test data of this test report.

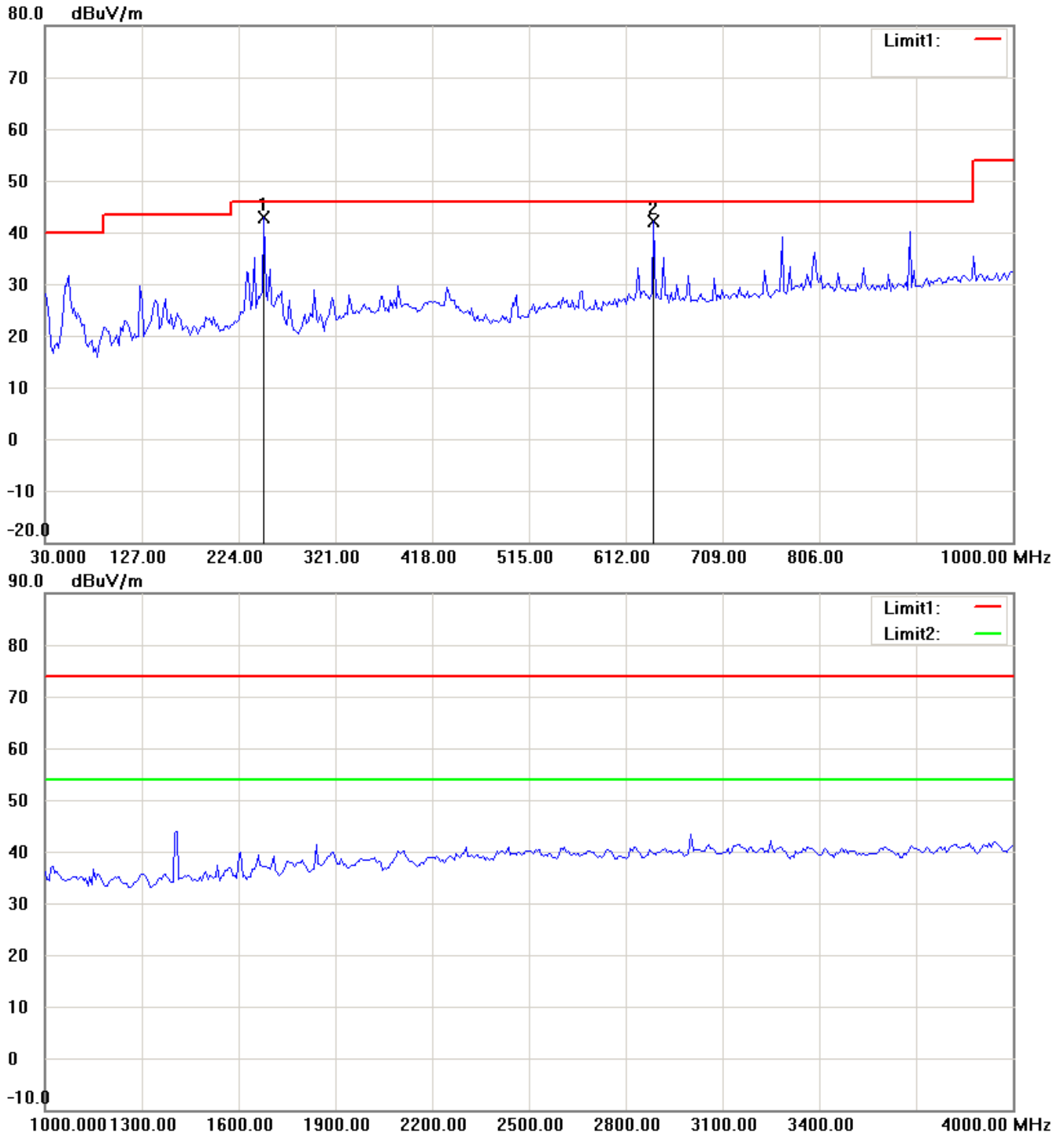


Registration number: W6M21301-12981-C-1

FCC ID: YEI-N305213A

CH6


Antenna Polarization H



Up Line: Peak Limit Line Down Line: Ave Limit Line

Note:

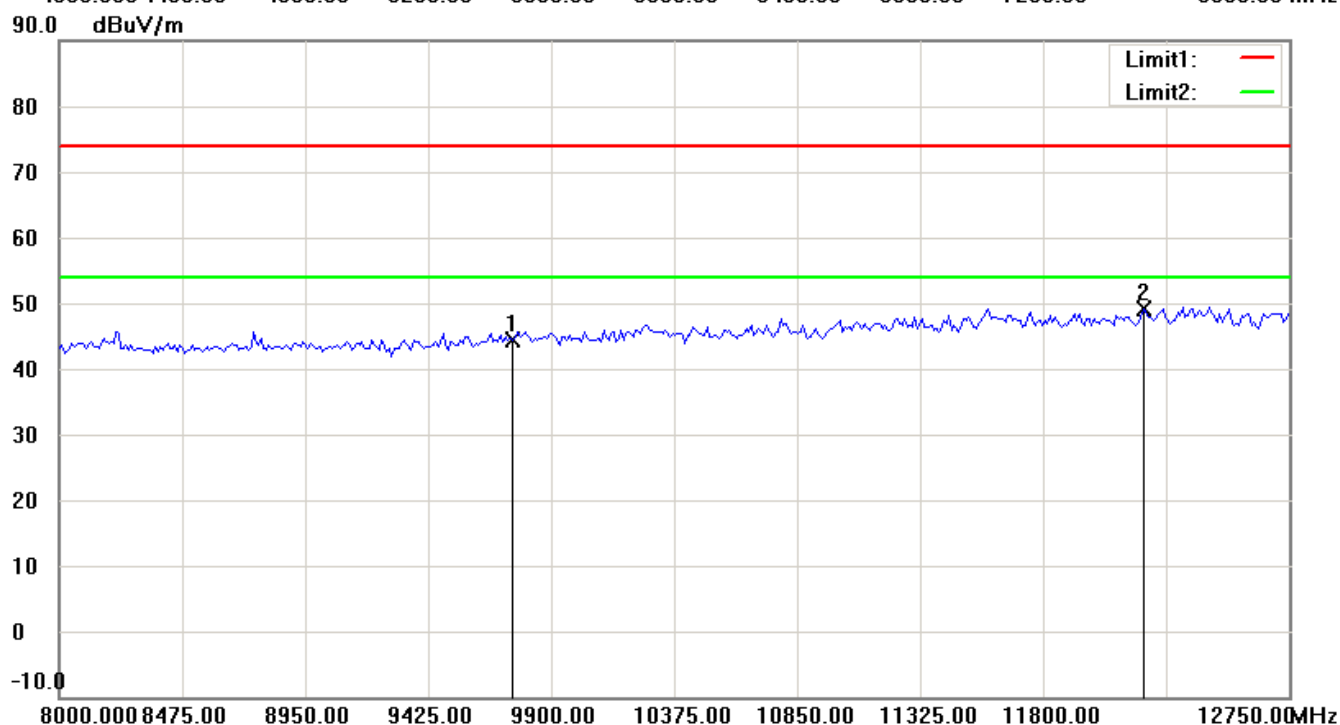
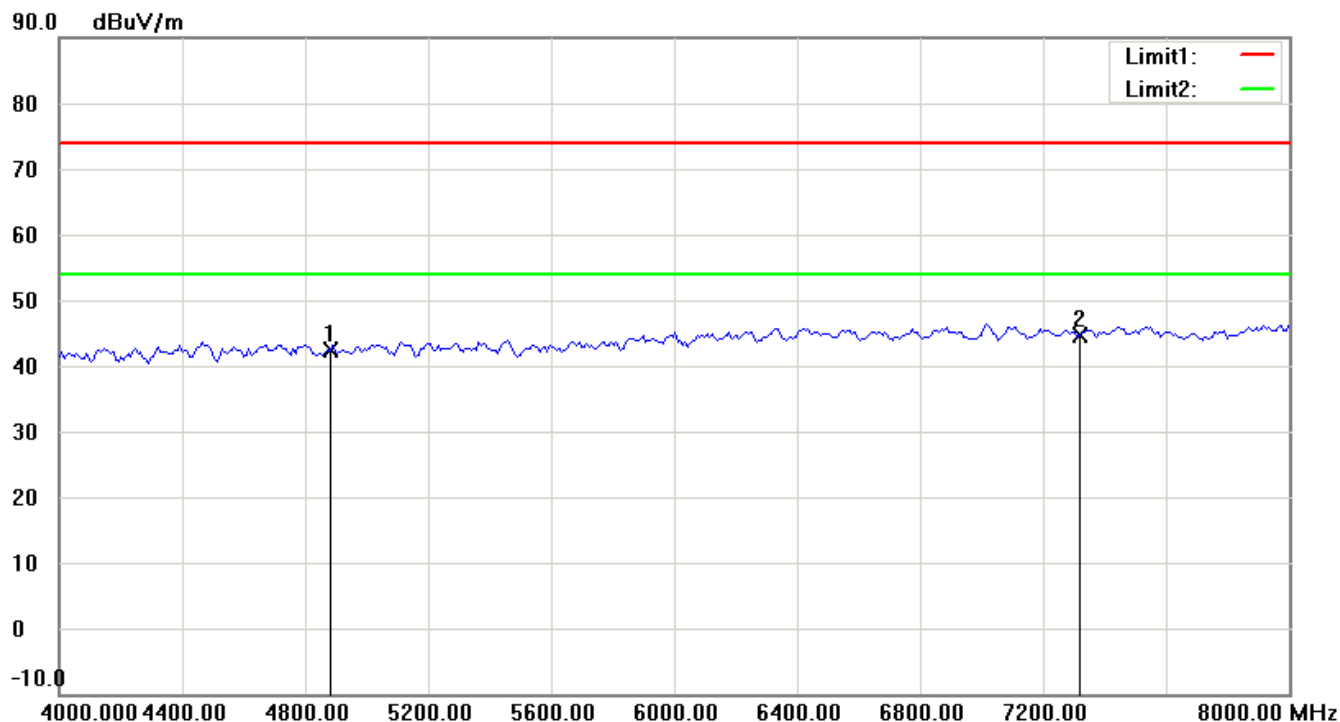
1. The attached measurement plots are preliminarily pre-scanned with peak detector for determining the final checking frequencies and are for reference only.
2. The some frequencies may exceed the limit line without the specified detectors, but that cannot present the results are failed to the specification of test standard.
3. For corrected test results are listed in the relevant table of radiated test data of this test report.



# Worldwide Testing Services(Taiwan) Co., Ltd.

Registration number: W6M21301-12981-C-1

FCC ID: YEI-N305213A



Up Line: Peak Limit Line Down Line: Ave Limit Line

Note:

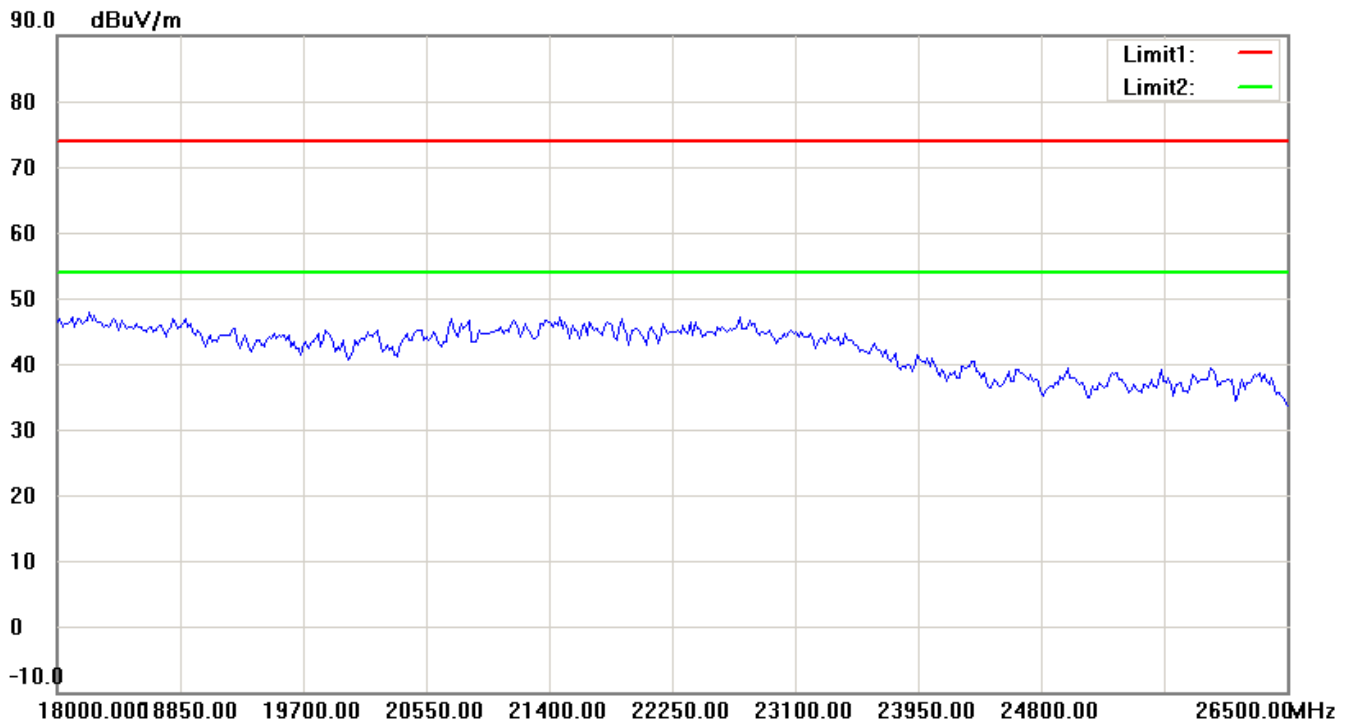
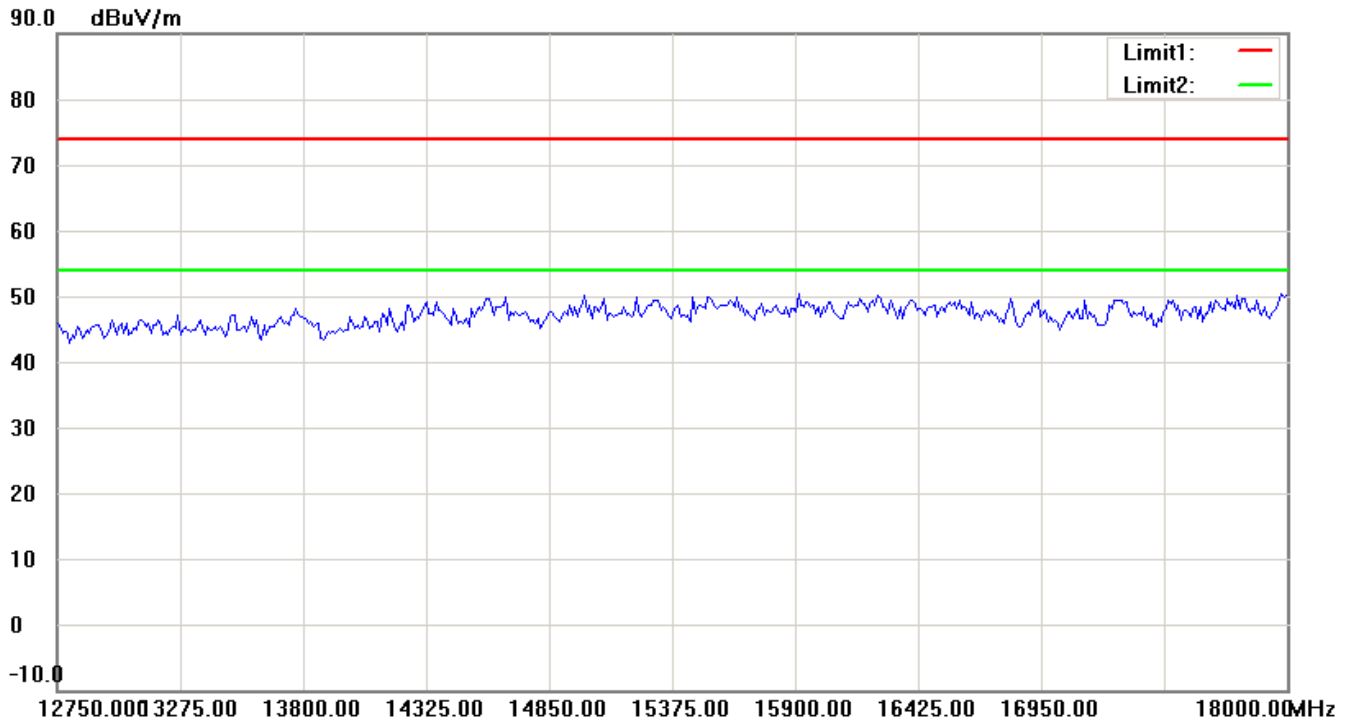
1. The attached measurement plots are preliminarily pre-scanned with peak detector for determining the final checking frequencies and are for reference only.
2. The some frequencies may exceed the limit line without the specified detectors, but that cannot present the results are failed to the specification of test standard.
3. For corrected test results are listed in the relevant table of radiated test data of this test report.



# Worldwide Testing Services(Taiwan) Co., Ltd.

Registration number: W6M21301-12981-C-1

FCC ID: YEI-N305213A



Up Line: Peak Limit Line Down Line: Ave Limit Line

Note:

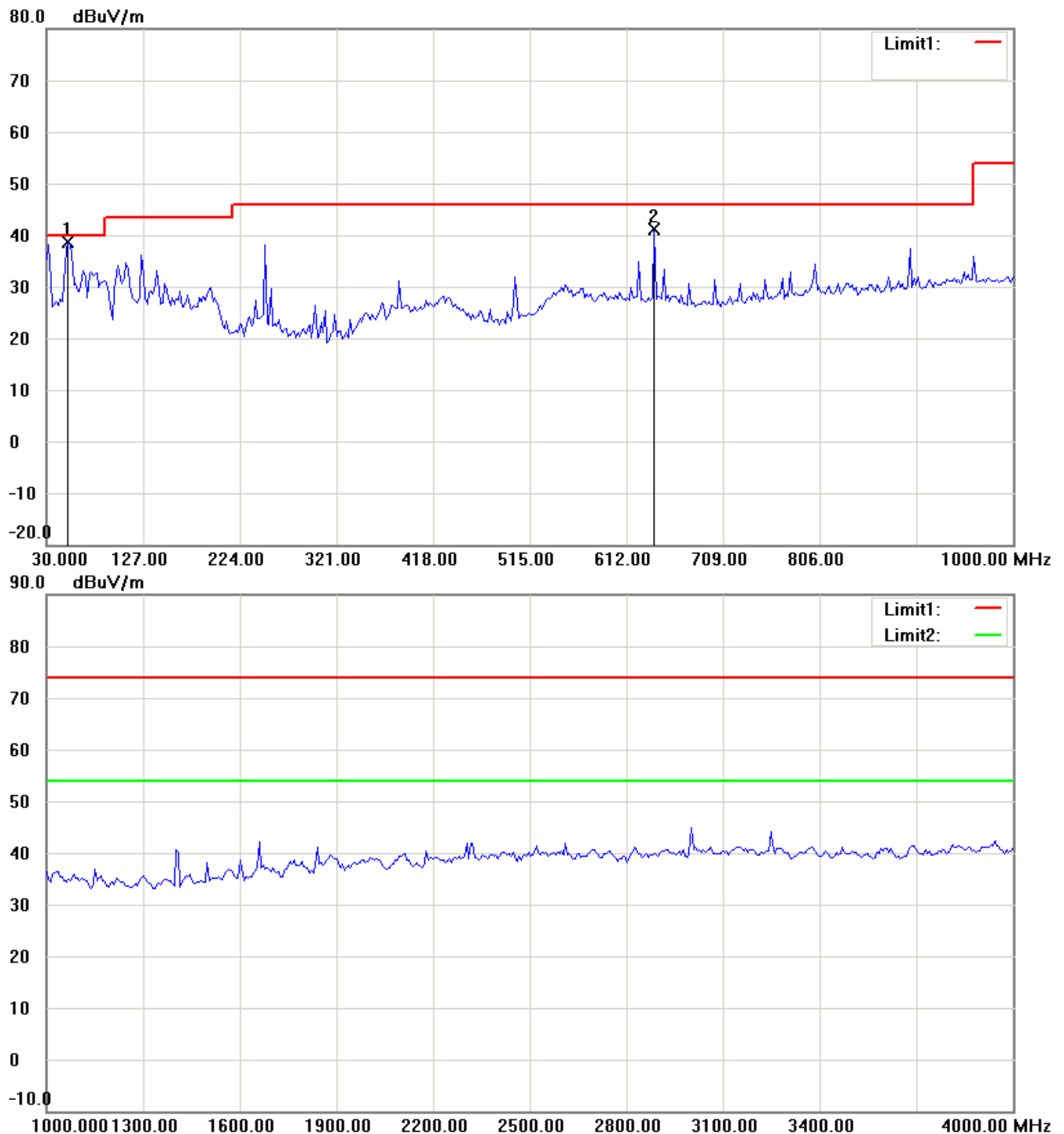
1. The attached measurement plots are preliminarily pre-scanned with peak detector for determining the final checking frequencies and are for reference only.
2. The some frequencies may exceed the limit line without the specified detectors, but that cannot present the results are failed to the specification of test standard.
3. For corrected test results are listed in the relevant table of radiated test data of this test report.



Registration number: W6M21301-12981-C-1

FCC ID: YEI-N305213A

## Antenna Polarization V



Up Line: Peak Limit Line Down Line: Ave Limit Line

Note:

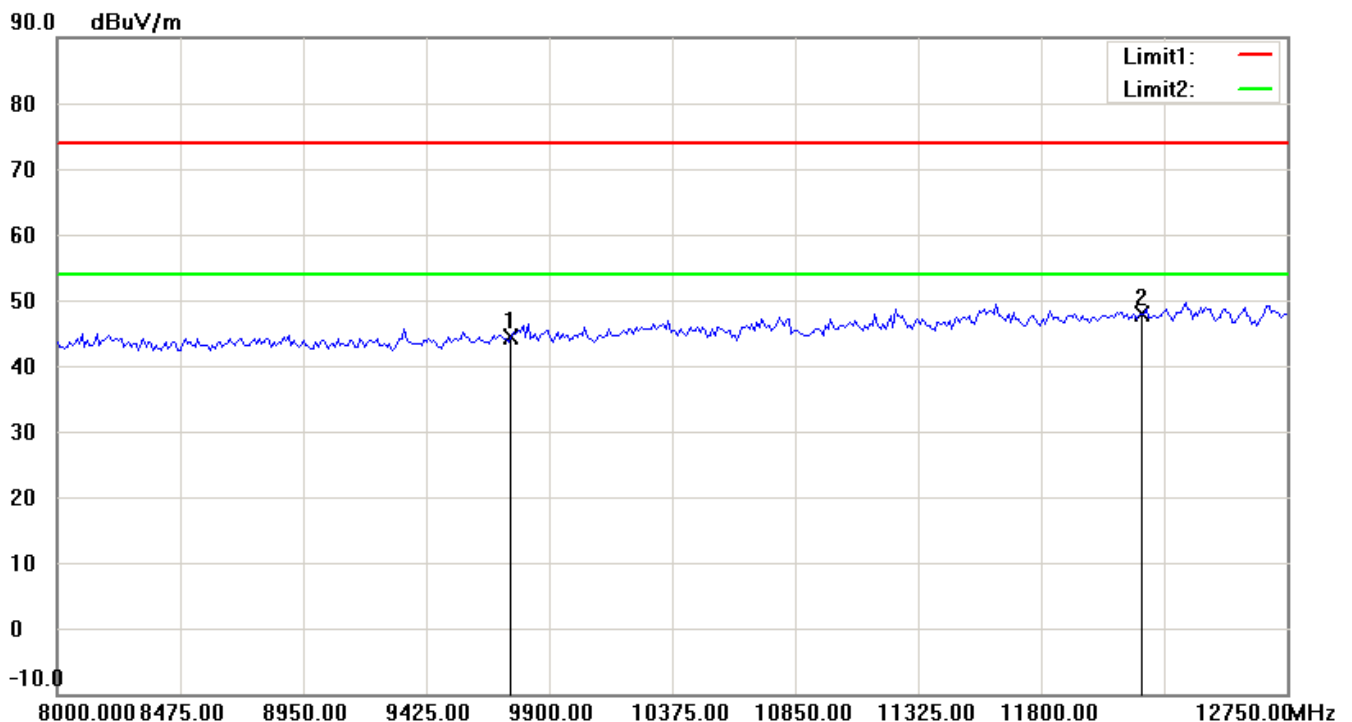
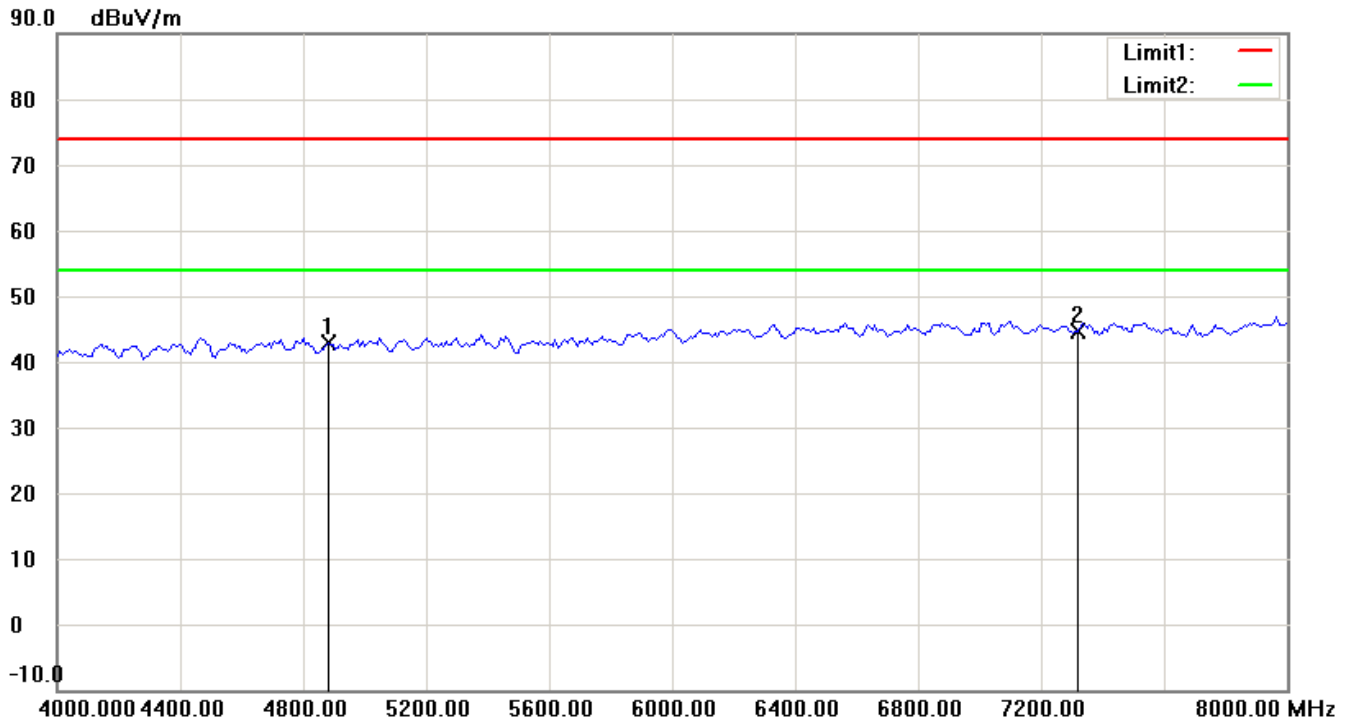
1. The attached measurement plots are preliminarily pre-scanned with peak detector for determining the final checking frequencies and are for reference only.
2. The some frequencies may exceed the limit line without the specified detectors, but that cannot present the results are failed to the specification of test standard.
3. For corrected test results are listed in the relevant table of radiated test data of this test report.



# Worldwide Testing Services(Taiwan) Co., Ltd.

Registration number: W6M21301-12981-C-1

FCC ID: YEI-N305213A



Up Line: Peak Limit Line Down Line: Ave Limit Line

Note:

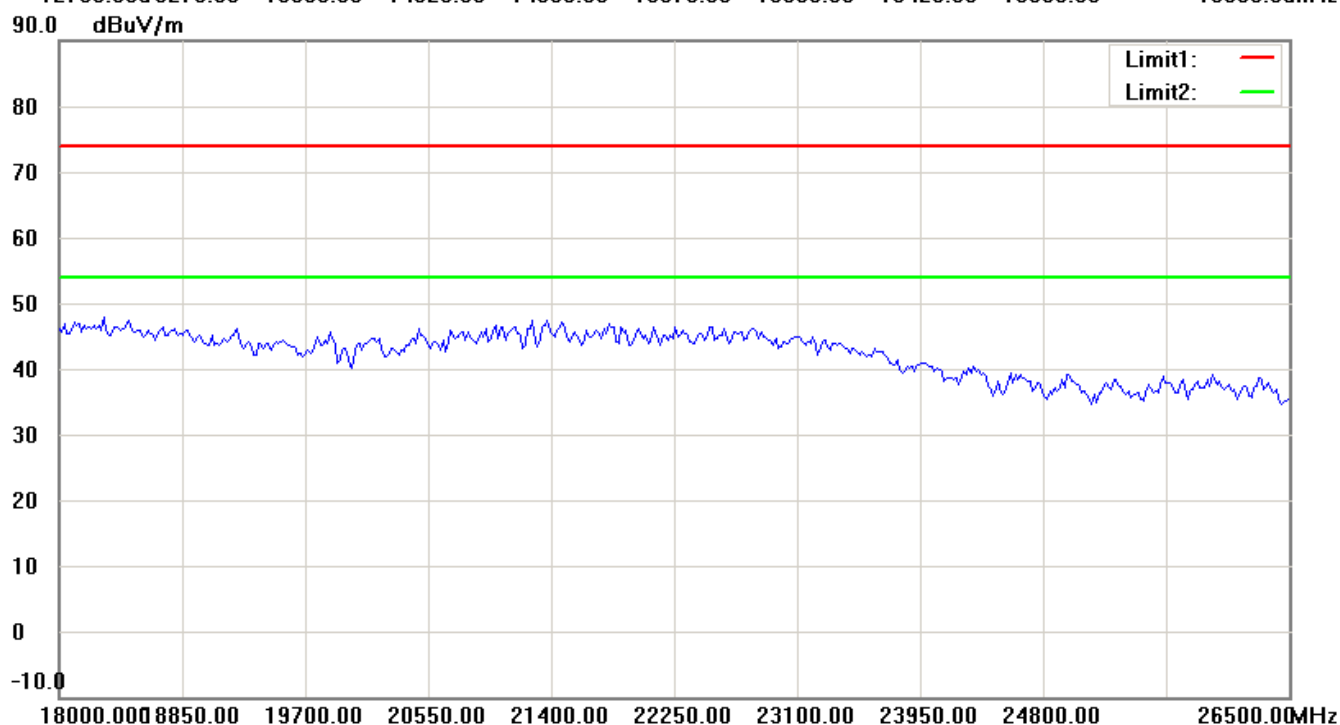
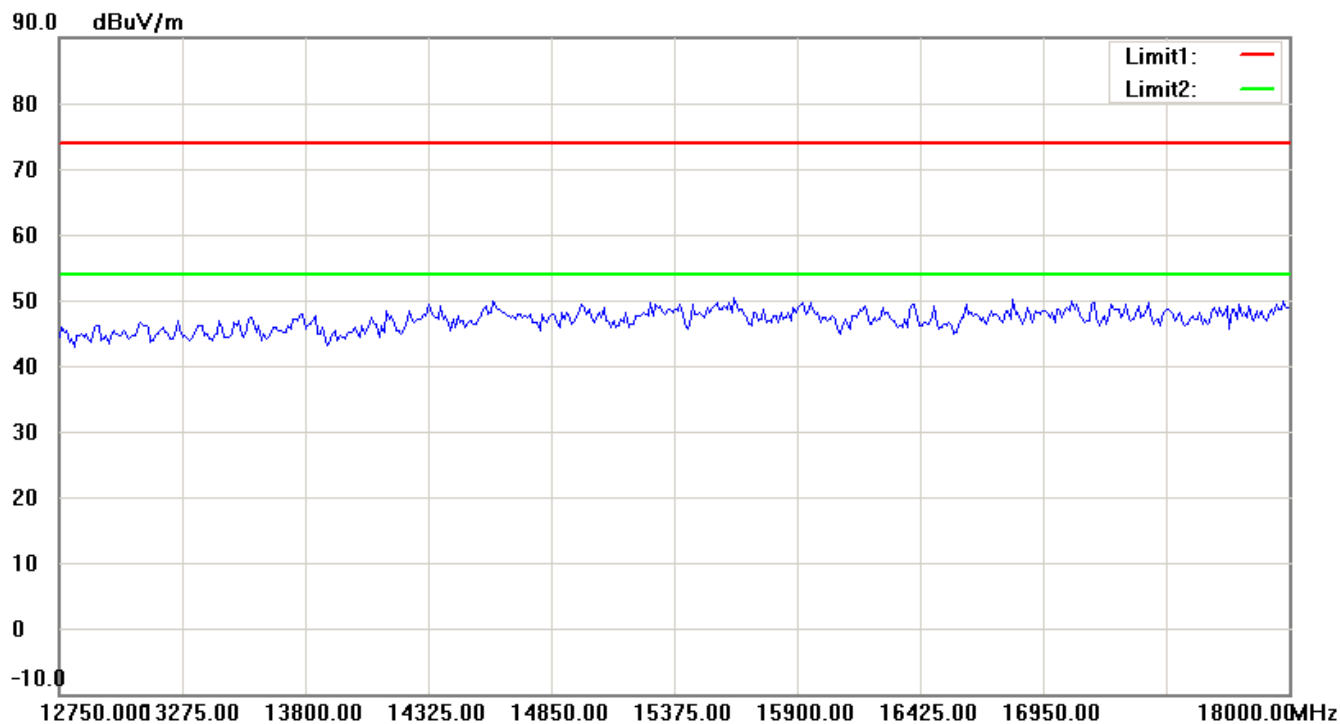
1. The attached measurement plots are preliminarily pre-scanned with peak detector for determining the final checking frequencies and are for reference only.
2. The some frequencies may exceed the limit line without the specified detectors, but that cannot present the results are failed to the specification of test standard.
3. For corrected test results are listed in the relevant table of radiated test data of this test report.



# Worldwide Testing Services(Taiwan) Co., Ltd.

Registration number: W6M21301-12981-C-1

FCC ID: YEI-N305213A



Up Line: Peak Limit Line Down Line: Ave Limit Line

Note:

1. The attached measurement plots are preliminarily pre-scanned with peak detector for determining the final checking frequencies and are for reference only.
2. The some frequencies may exceed the limit line without the specified detectors, but that cannot present the results are failed to the specification of test standard.
3. For corrected test results are listed in the relevant table of radiated test data of this test report.

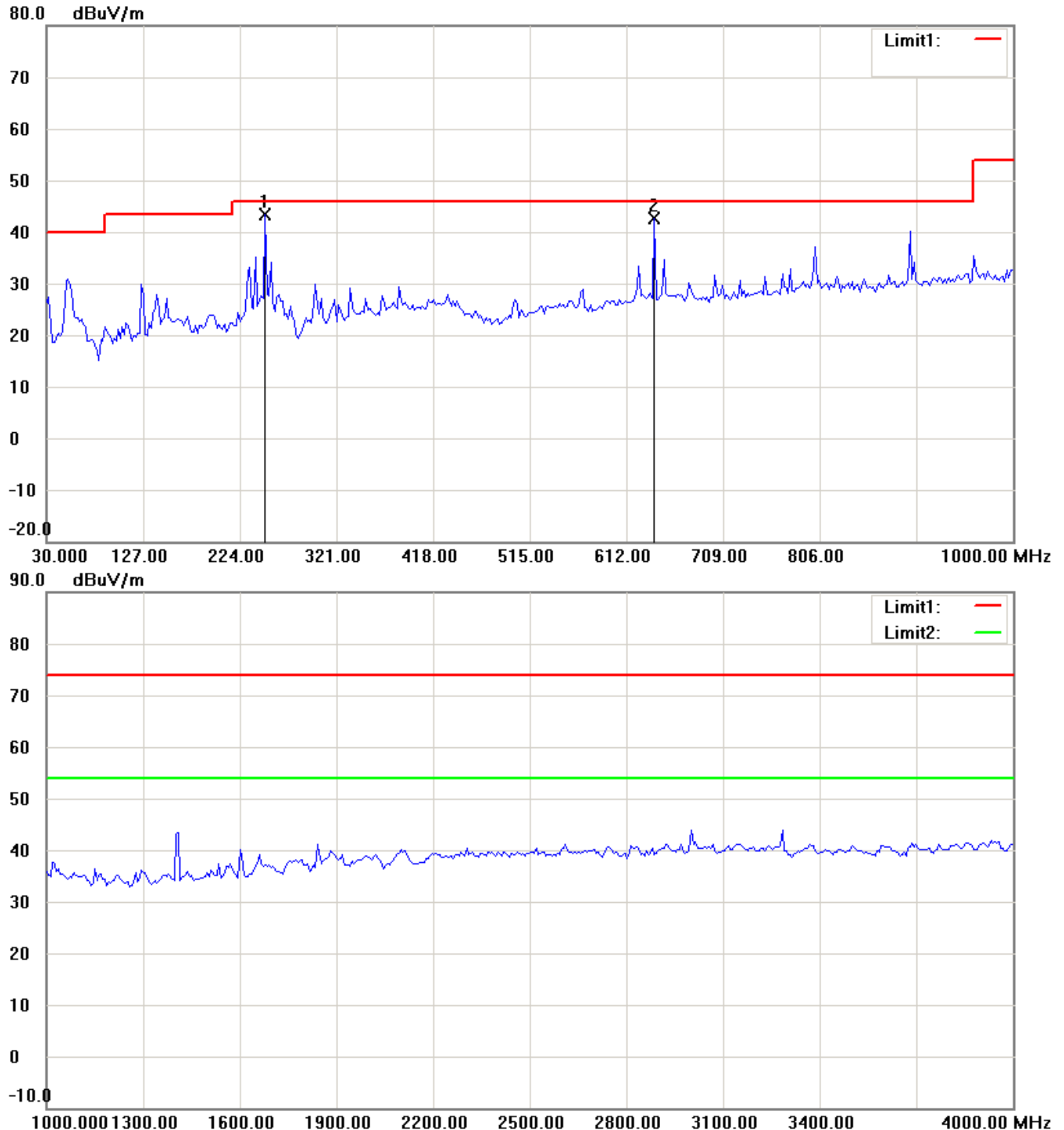


Registration number: W6M21301-12981-C-1

FCC ID: YEI-N305213A

CH11

Antenna Polarization H



Up Line: Peak Limit Line Down Line: Ave Limit Line

Note:

1. The attached measurement plots are preliminarily pre-scanned with peak detector for determining the final checking frequencies and are for reference only.
2. The some frequencies may exceed the limit line without the specified detectors, but that cannot present the results are failed to the specification of test standard.
3. For corrected test results are listed in the relevant table of radiated test data of this test report.

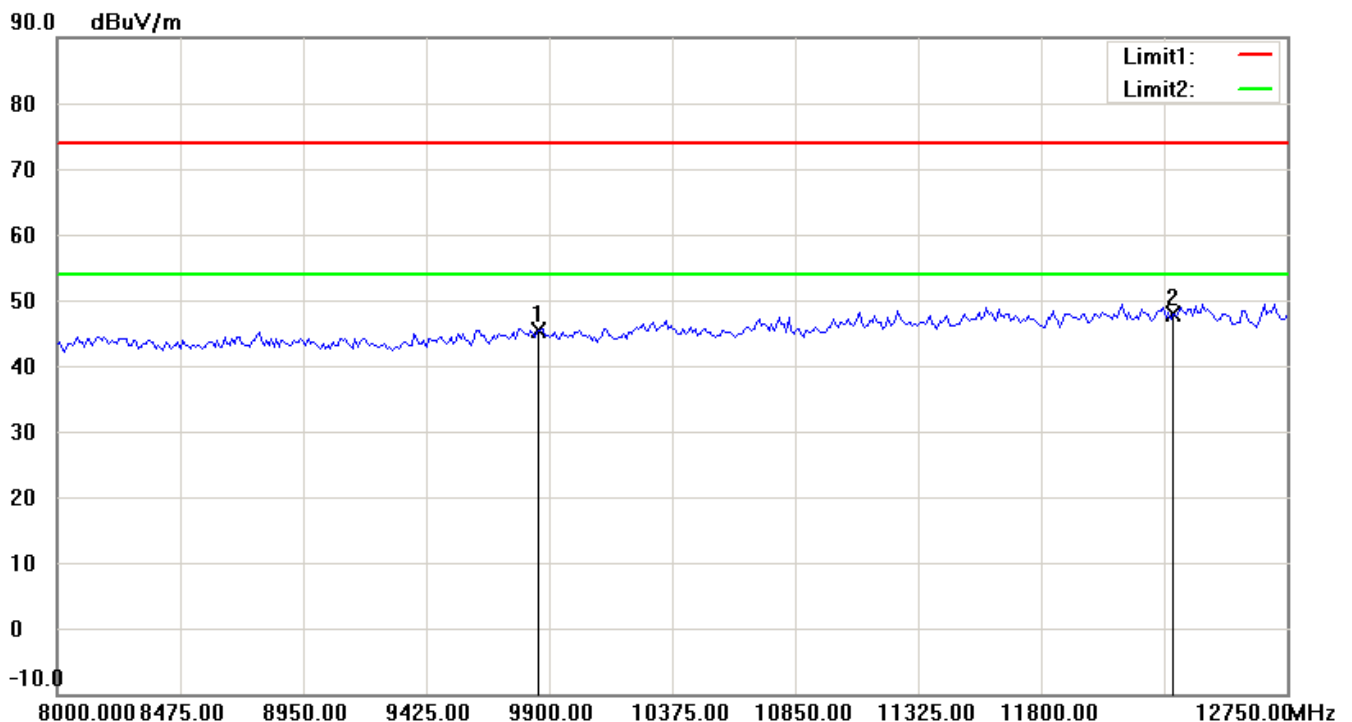
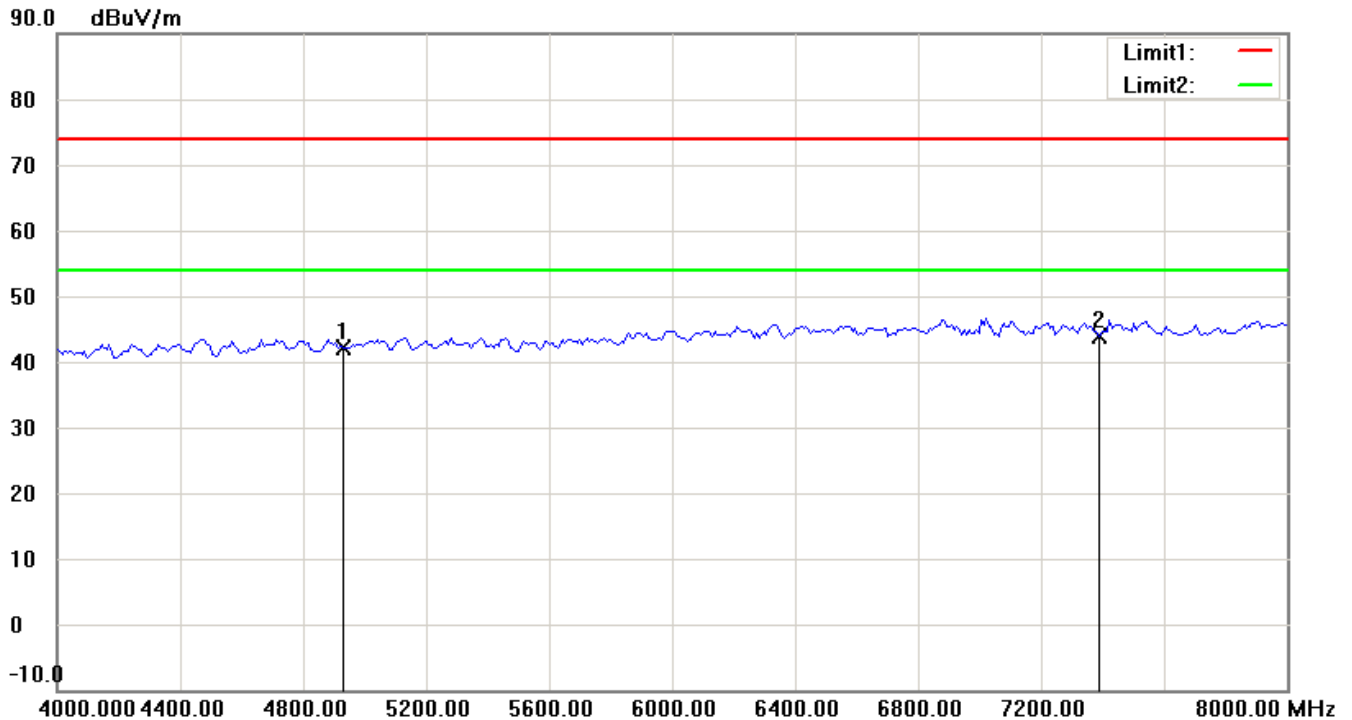




# Worldwide Testing Services(Taiwan) Co., Ltd.

Registration number: W6M21301-12981-C-1

FCC ID: YEI-N305213A



Up Line: Peak Limit Line Down Line: Ave Limit Line

Note:

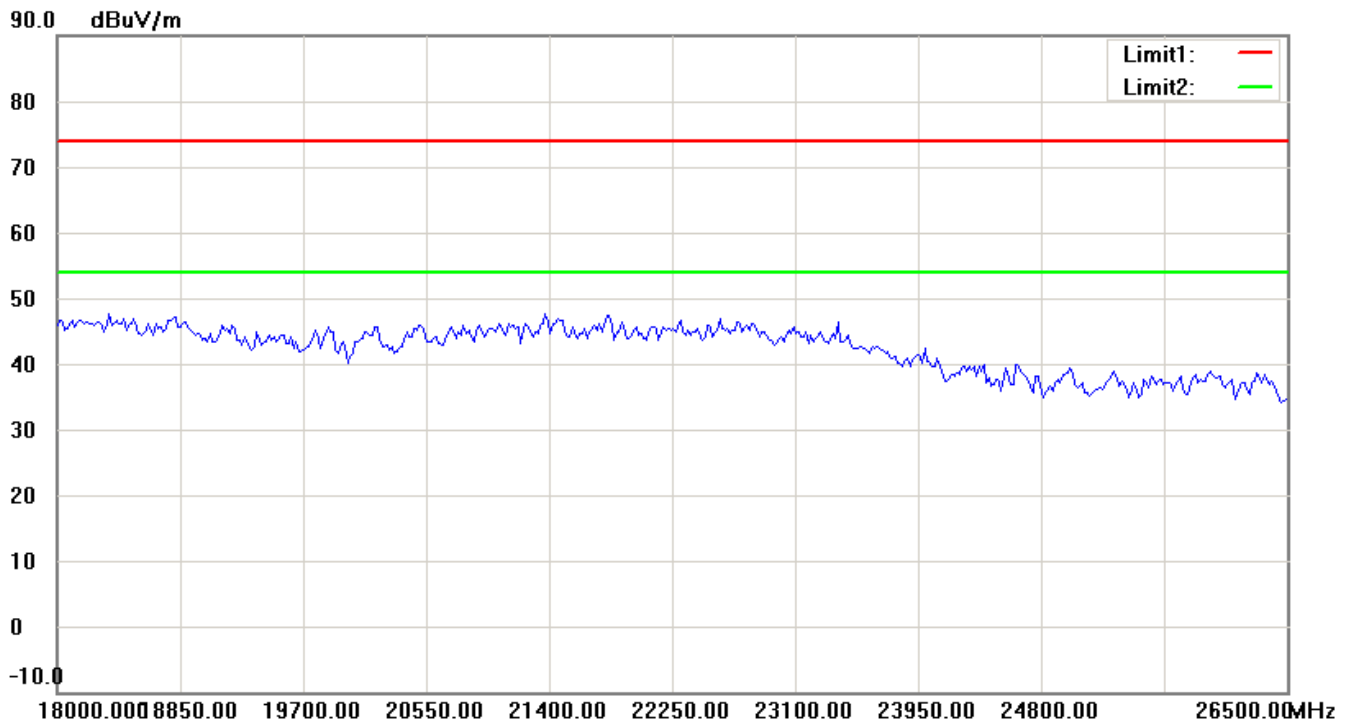
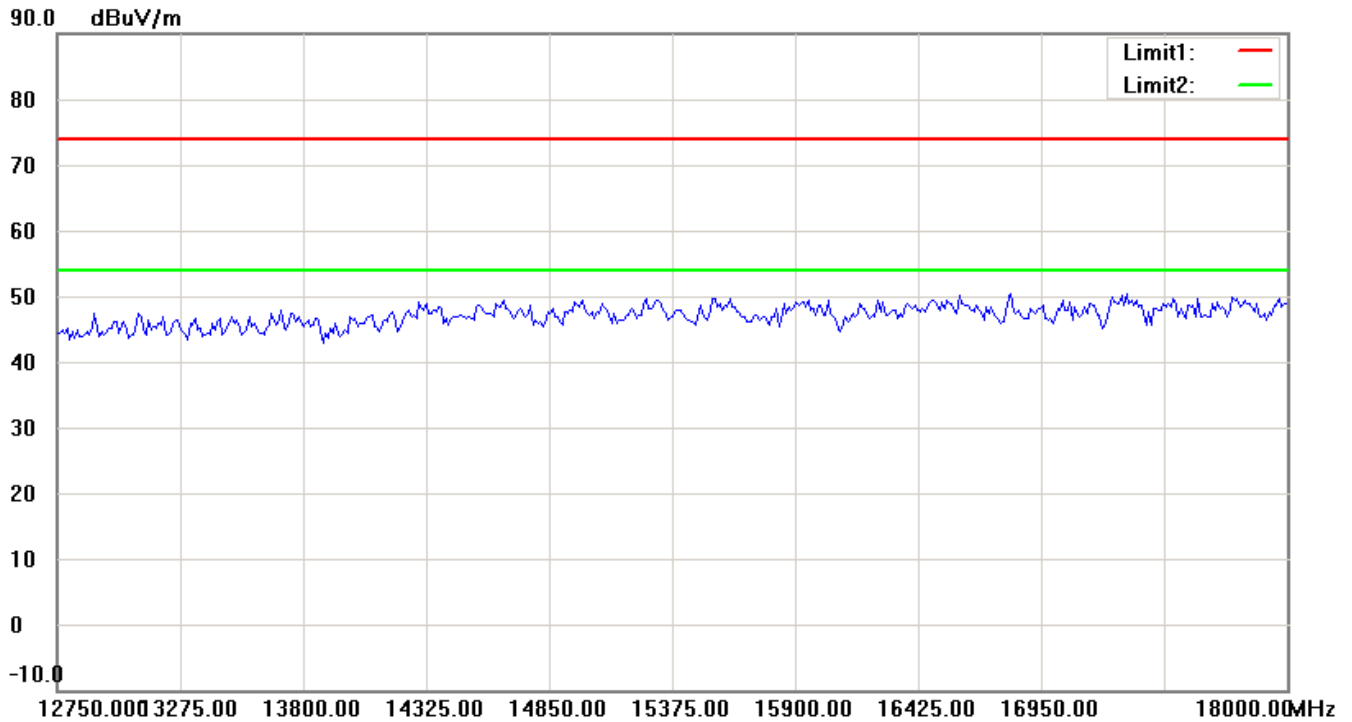
1. The attached measurement plots are preliminarily pre-scanned with peak detector for determining the final checking frequencies and are for reference only.
2. The some frequencies may exceed the limit line without the specified detectors, but that cannot present the results are failed to the specification of test standard.
3. For corrected test results are listed in the relevant table of radiated test data of this test report.



# Worldwide Testing Services(Taiwan) Co., Ltd.

Registration number: W6M21301-12981-C-1

FCC ID: YEI-N305213A



Up Line: Peak Limit Line Down Line: Ave Limit Line

Note:

1. The attached measurement plots are preliminarily pre-scanned with peak detector for determining the final checking frequencies and are for reference only.
2. The some frequencies may exceed the limit line without the specified detectors, but that cannot present the results are failed to the specification of test standard.
3. For corrected test results are listed in the relevant table of radiated test data of this test report.

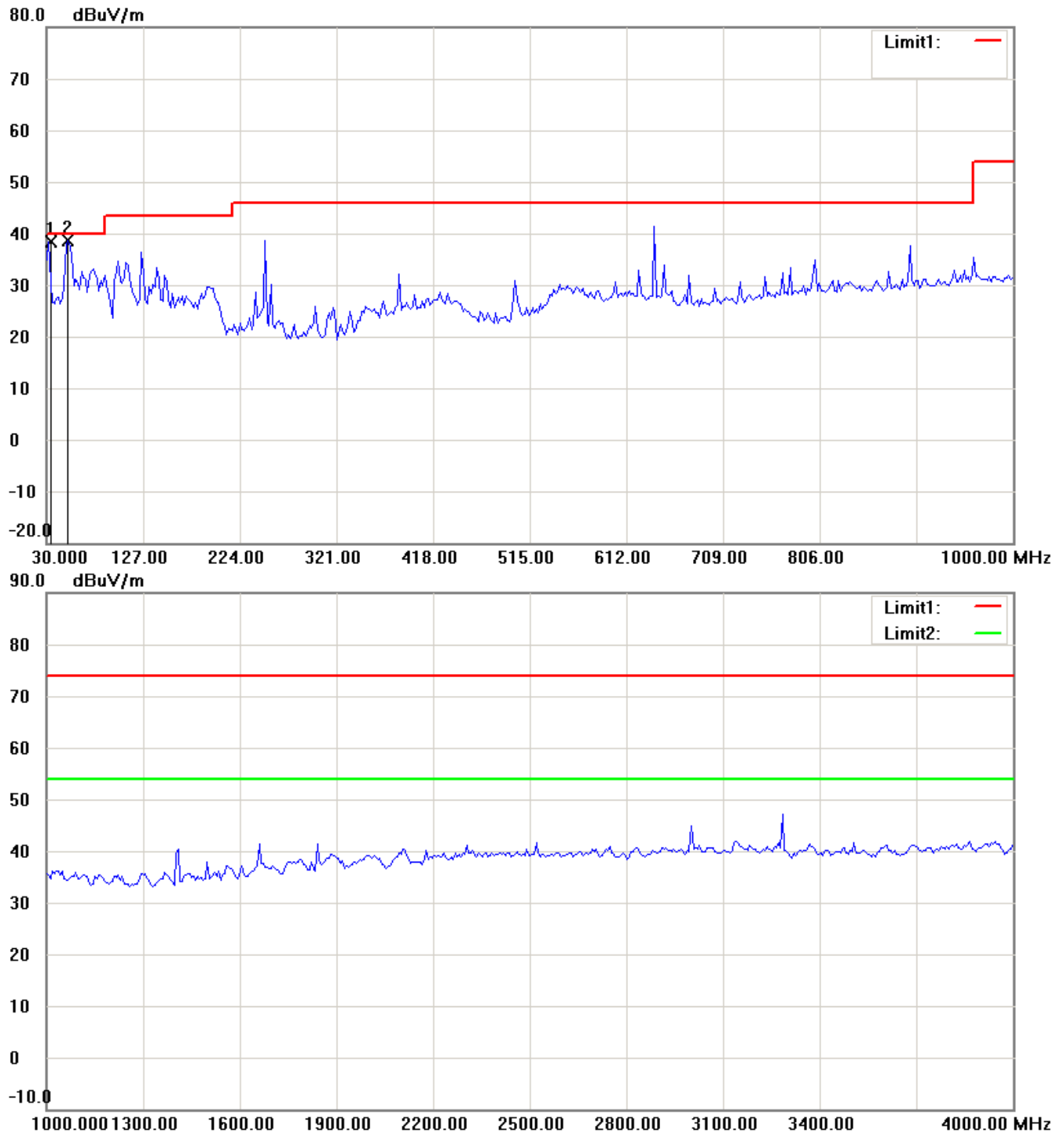


# Worldwide Testing Services(Taiwan) Co., Ltd.

Registration number: W6M21301-12981-C-1

FCC ID: YEI-N305213A

## Antenna Polarization V



Up Line: Peak Limit Line Down Line: Ave Limit Line

Note:

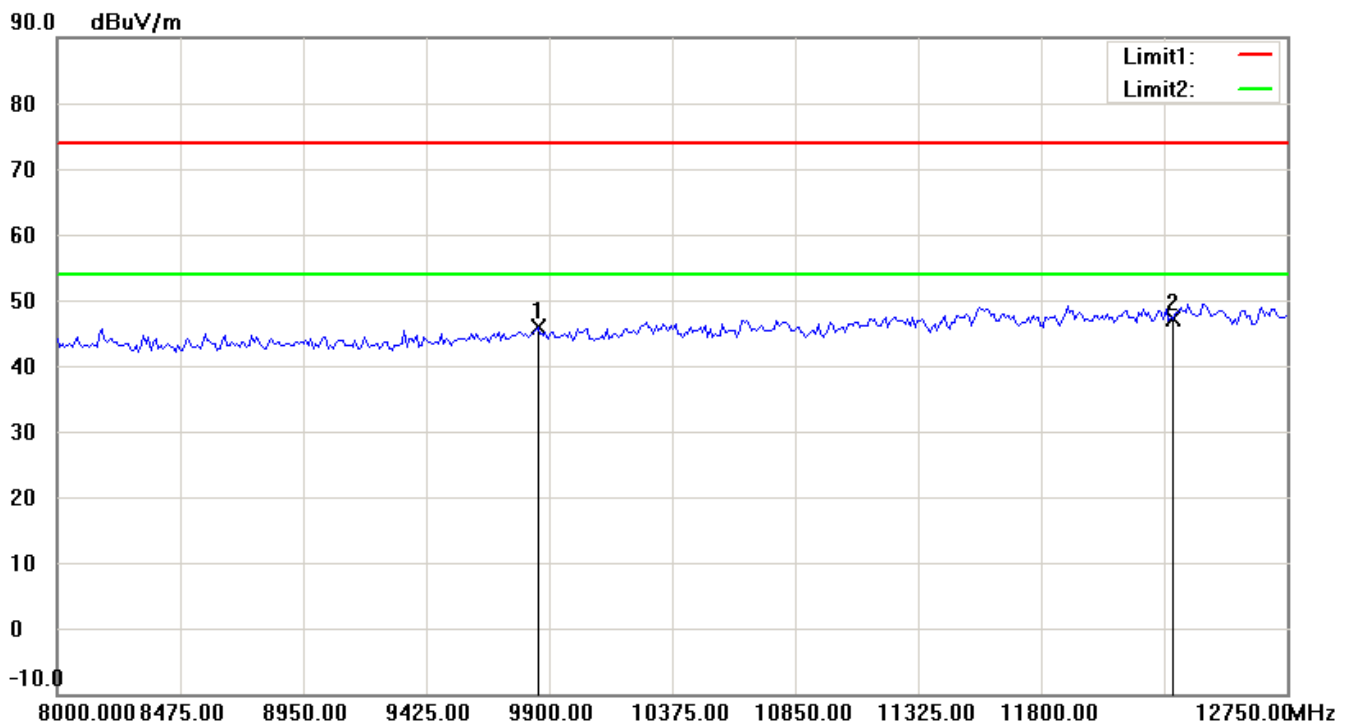
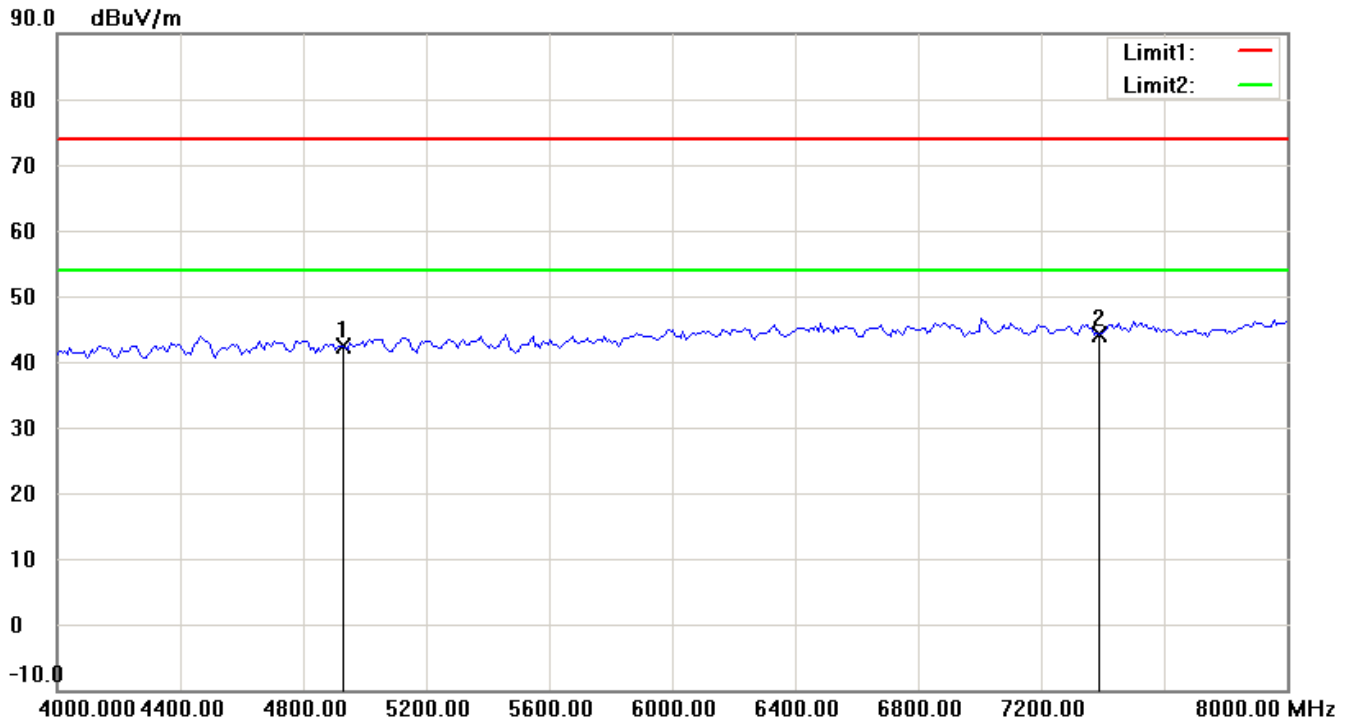
1. The attached measurement plots are preliminarily pre-scanned with peak detector for determining the final checking frequencies and are for reference only.
2. The some frequencies may exceed the limit line without the specified detectors, but that cannot present the results are failed to the specification of test standard.
3. For corrected test results are listed in the relevant table of radiated test data of this test report.



# Worldwide Testing Services(Taiwan) Co., Ltd.

Registration number: W6M21301-12981-C-1

FCC ID: YEI-N305213A



Up Line: Peak Limit Line Down Line: Ave Limit Line

Note:

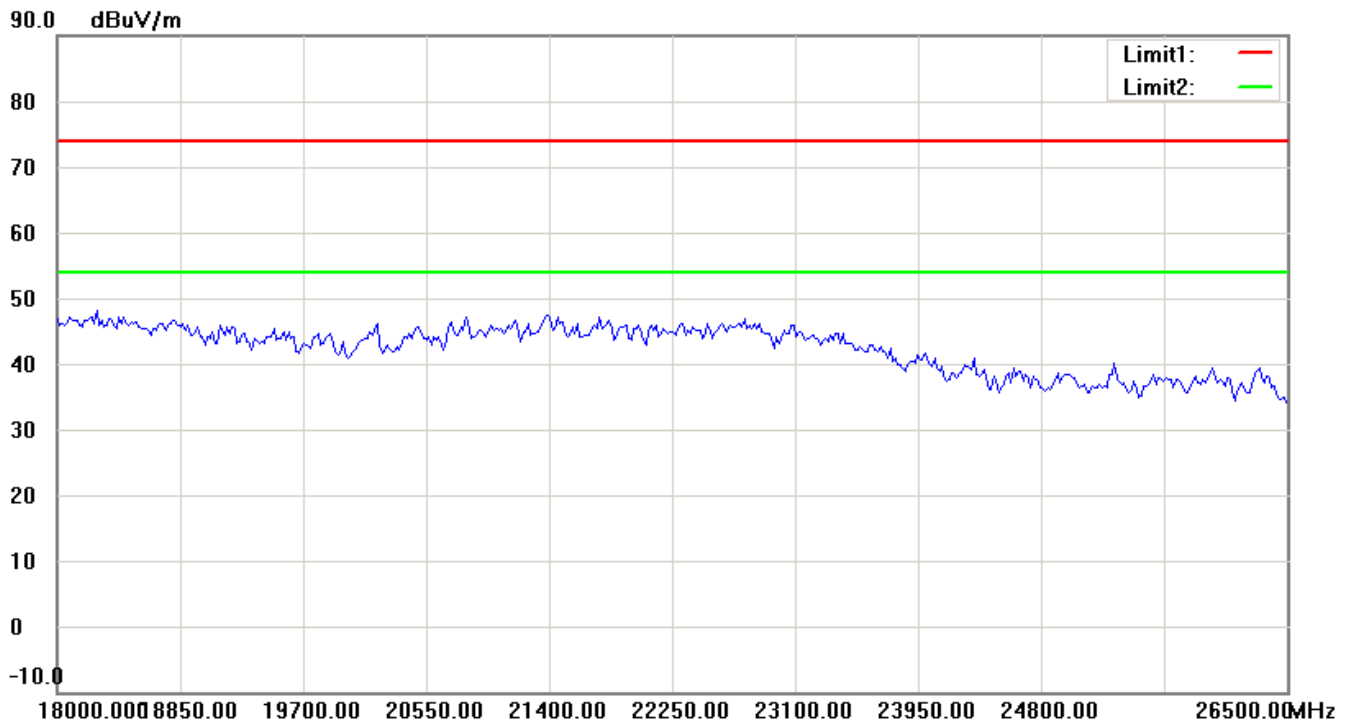
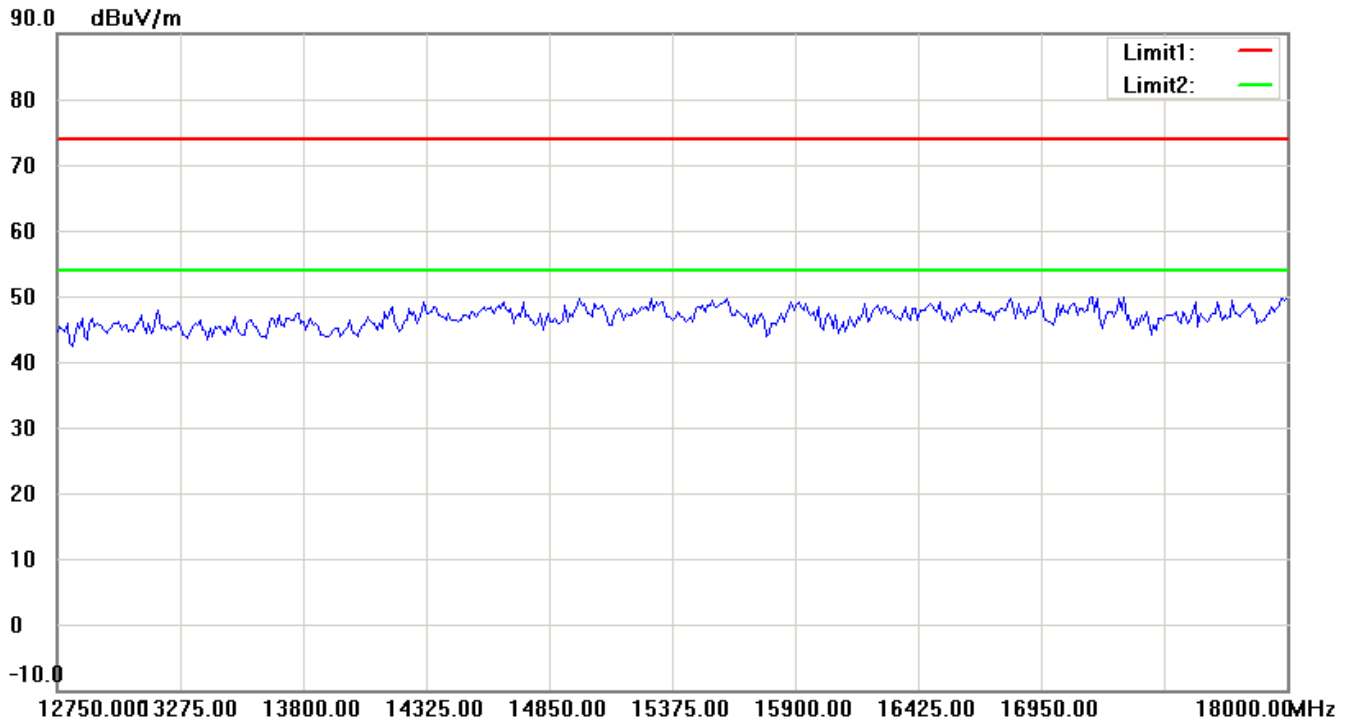
1. The attached measurement plots are preliminarily pre-scanned with peak detector for determining the final checking frequencies and are for reference only.
2. The some frequencies may exceed the limit line without the specified detectors, but that cannot present the results are failed to the specification of test standard.
3. For corrected test results are listed in the relevant table of radiated test data of this test report.



# Worldwide Testing Services(Taiwan) Co., Ltd.

Registration number: W6M21301-12981-C-1

FCC ID: YEI-N305213A



Up Line: Peak Limit Line Down Line: Ave Limit Line

Note:

1. The attached measurement plots are preliminarily pre-scanned with peak detector for determining the final checking frequencies and are for reference only.
2. The some frequencies may exceed the limit line without the specified detectors, but that cannot present the results are failed to the specification of test standard.
3. For corrected test results are listed in the relevant table of radiated test data of this test report.



Registration number: W6M21301-12981-C-1

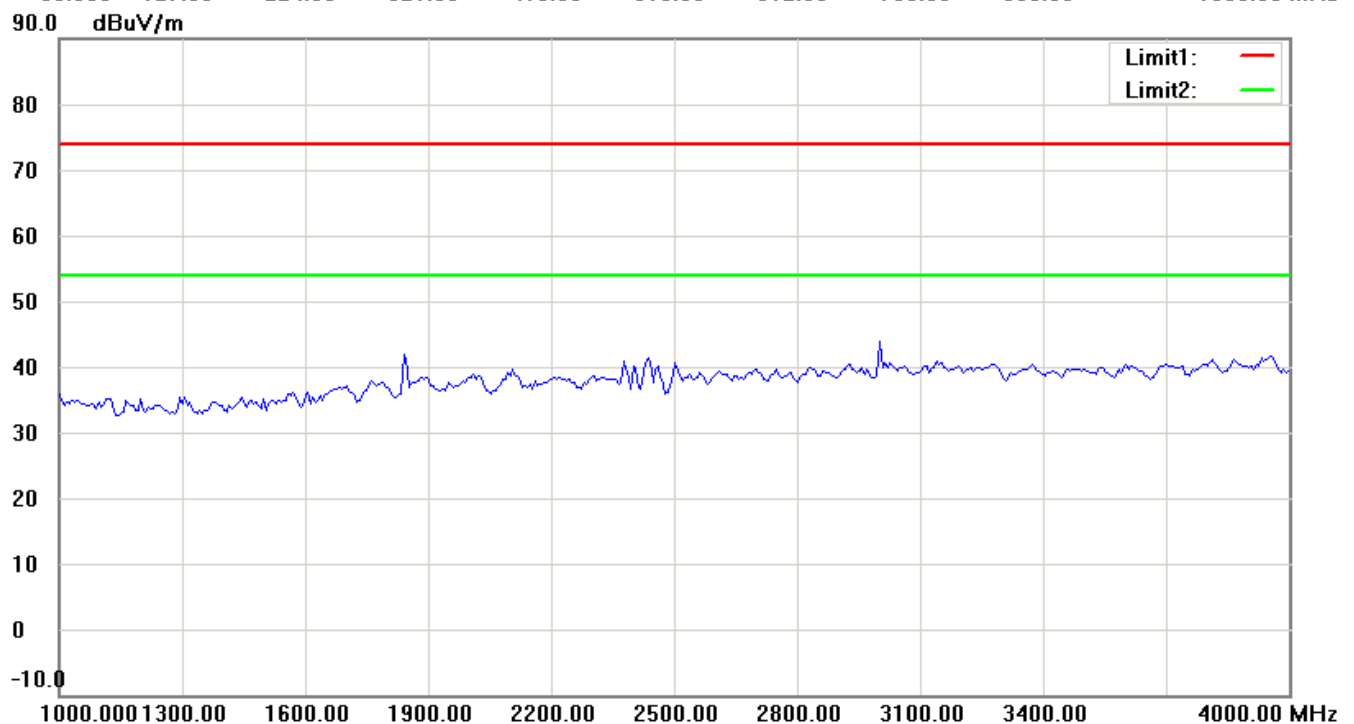
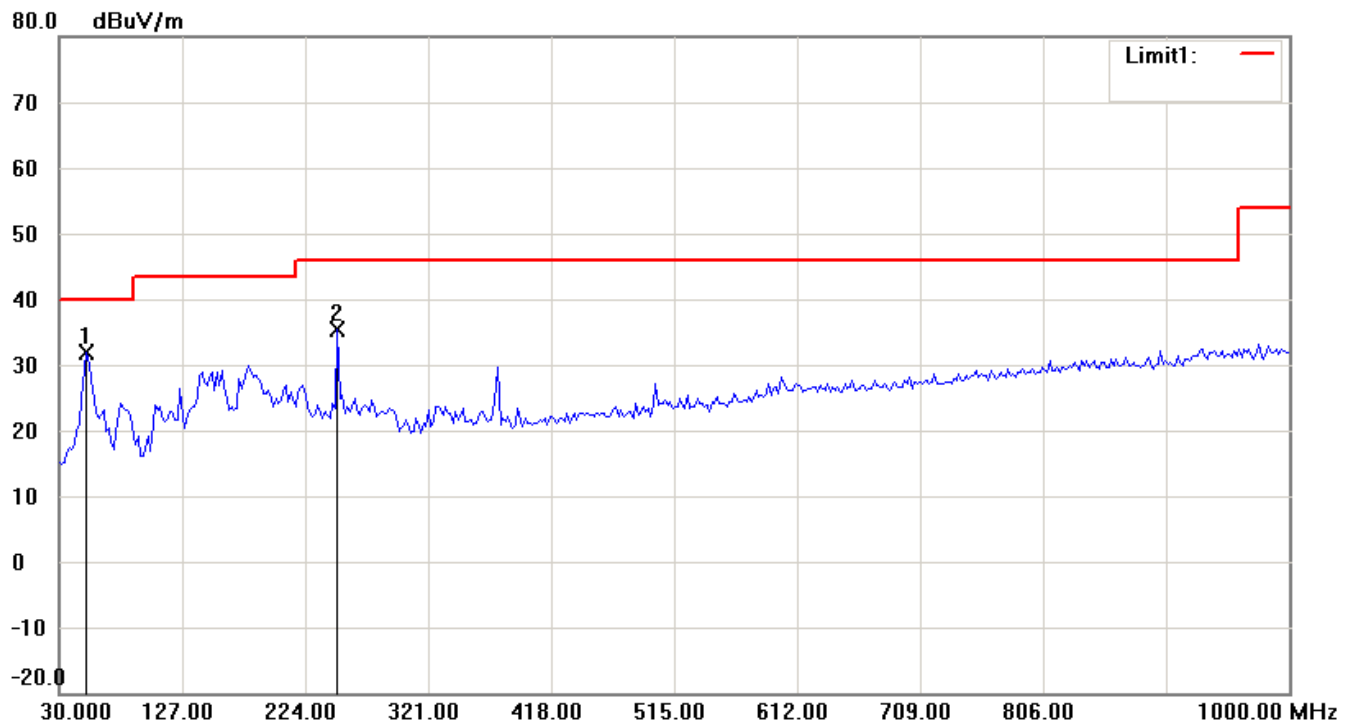
FCC ID: YEI-N305213A

## Port B

TX 802.11b

CH1

Antenna Polarization H



Up Line: Peak Limit Line Down Line: Ave Limit Line

Note:

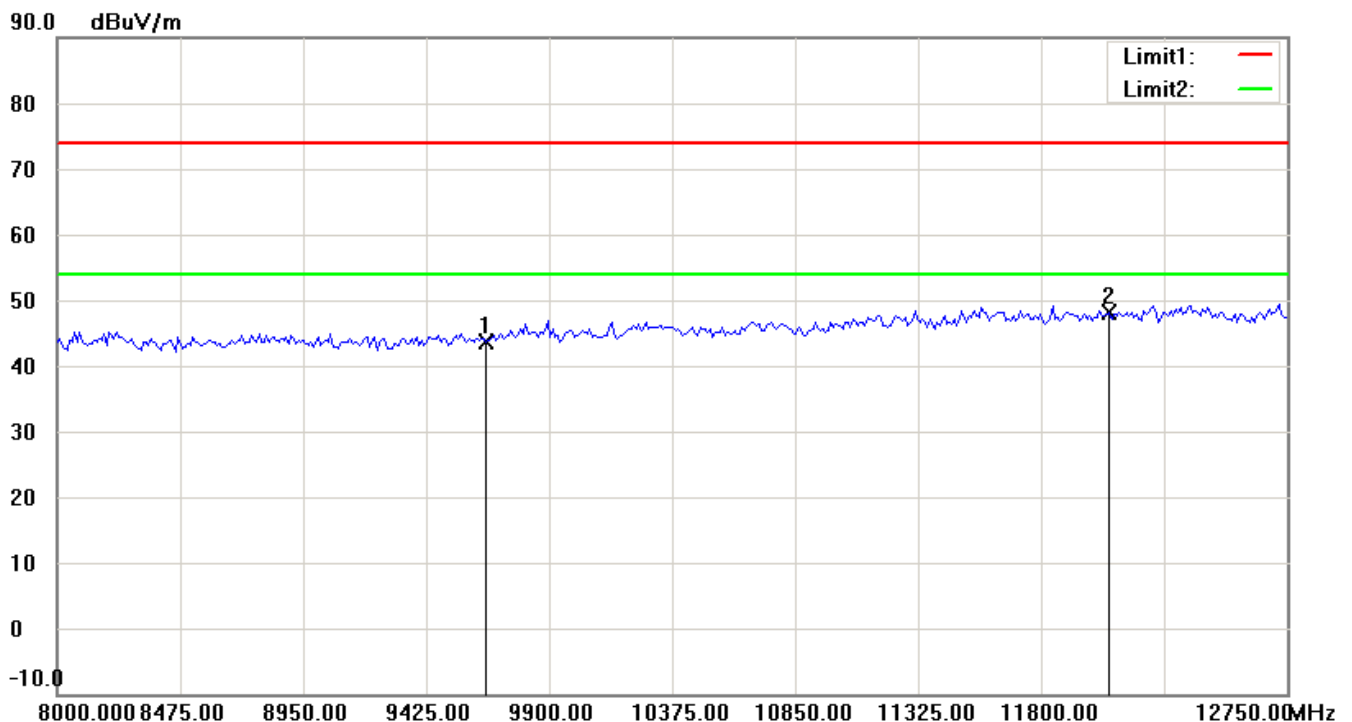
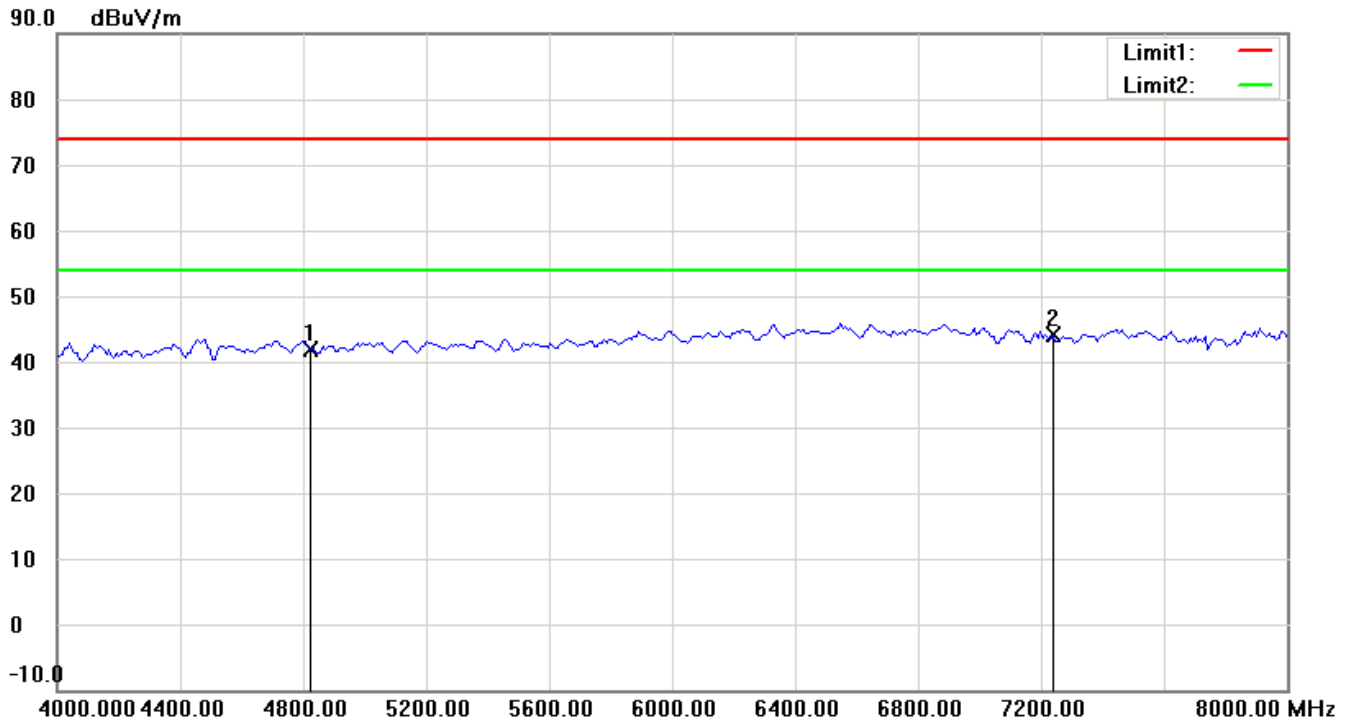
1. The attached measurement plots are preliminarily pre-scanned with peak detector for determining the final checking frequencies and are for reference only.
2. The some frequencies may exceed the limit line without the specified detectors, but that cannot present the results are failed to the specification of test standard.
3. For corrected test results are listed in the relevant table of radiated test data of this test report.



# Worldwide Testing Services(Taiwan) Co., Ltd.

Registration number: W6M21301-12981-C-1

FCC ID: YEI-N305213A



Up Line: Peak Limit Line Down Line: Ave Limit Line

Note:

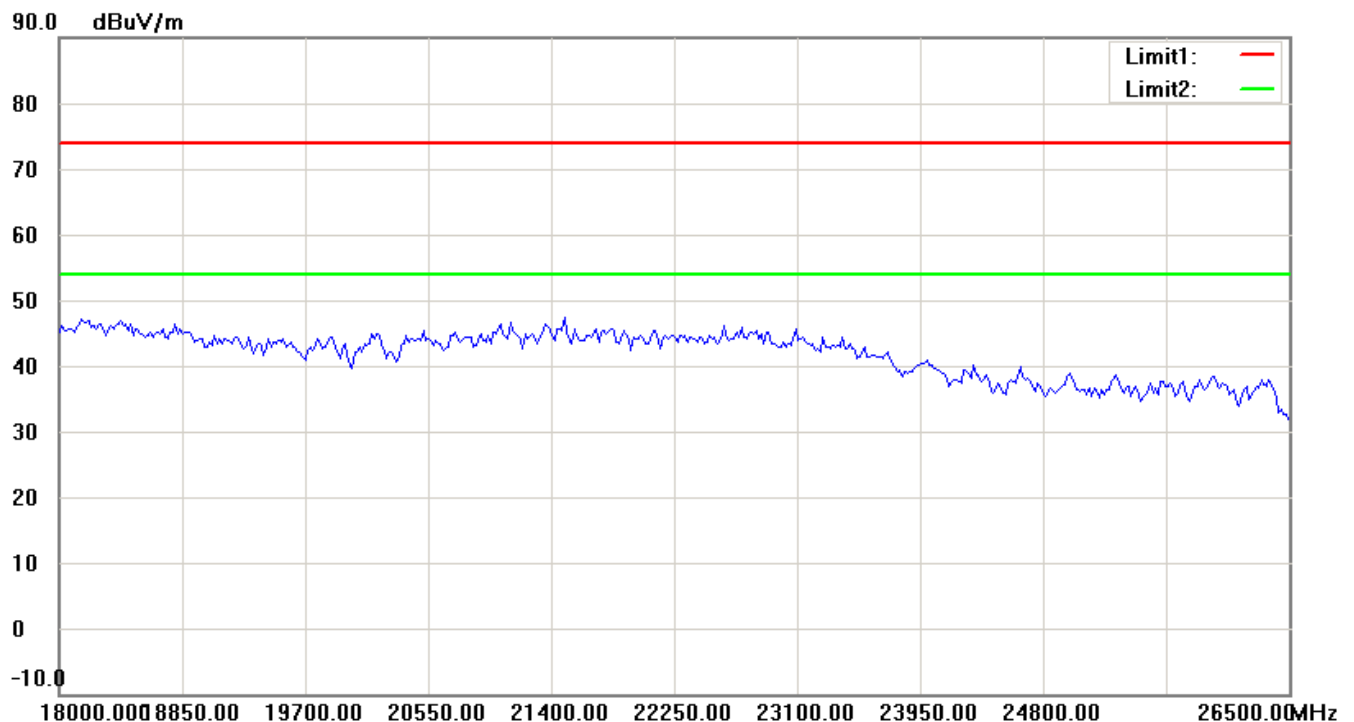
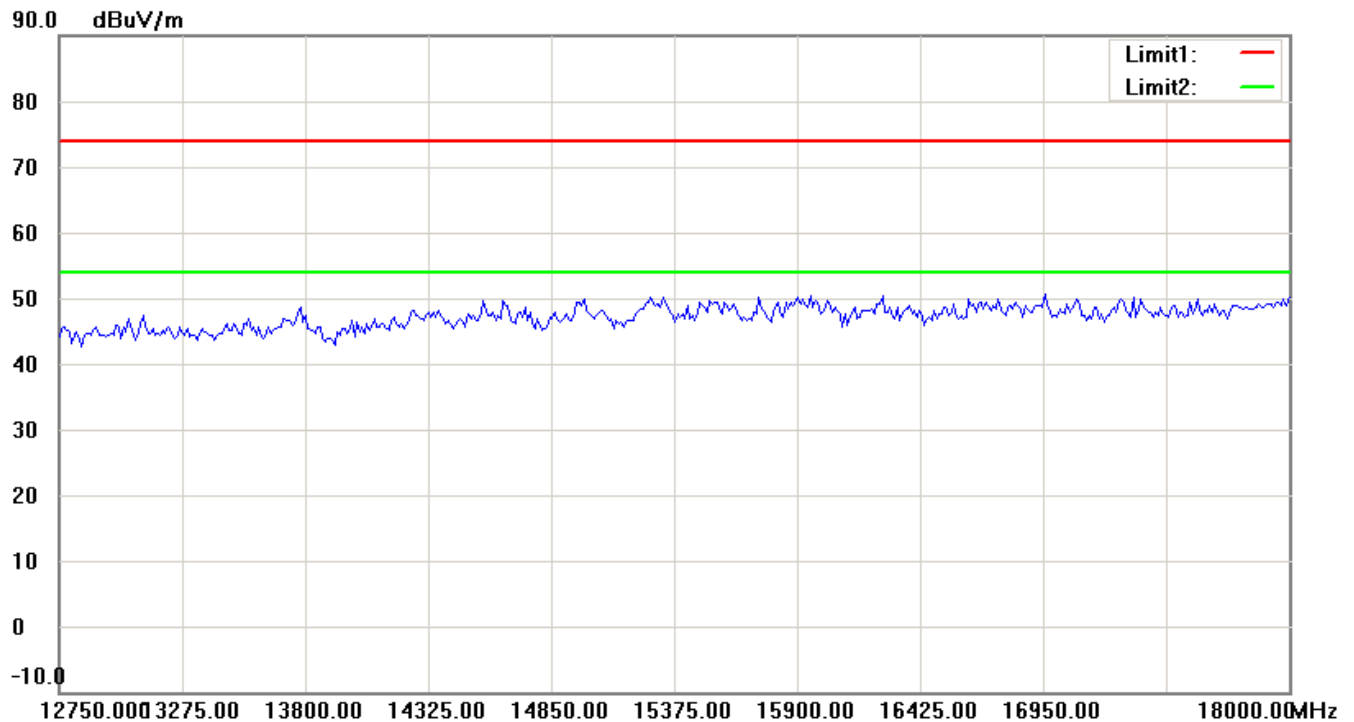
1. The attached measurement plots are preliminarily pre-scanned with peak detector for determining the final checking frequencies and are for reference only.
2. The some frequencies may exceed the limit line without the specified detectors, but that cannot present the results are failed to the specification of test standard.
3. For corrected test results are listed in the relevant table of radiated test data of this test report.



# Worldwide Testing Services(Taiwan) Co., Ltd.

Registration number: W6M21301-12981-C-1

FCC ID: YEI-N305213A



Up Line: Peak Limit Line Down Line: Ave Limit Line

Note:

1. The attached measurement plots are preliminarily pre-scanned with peak detector for determining the final checking frequencies and are for reference only.
2. The some frequencies may exceed the limit line without the specified detectors, but that cannot present the results are failed to the specification of test standard.
3. For corrected test results are listed in the relevant table of radiated test data of this test report.

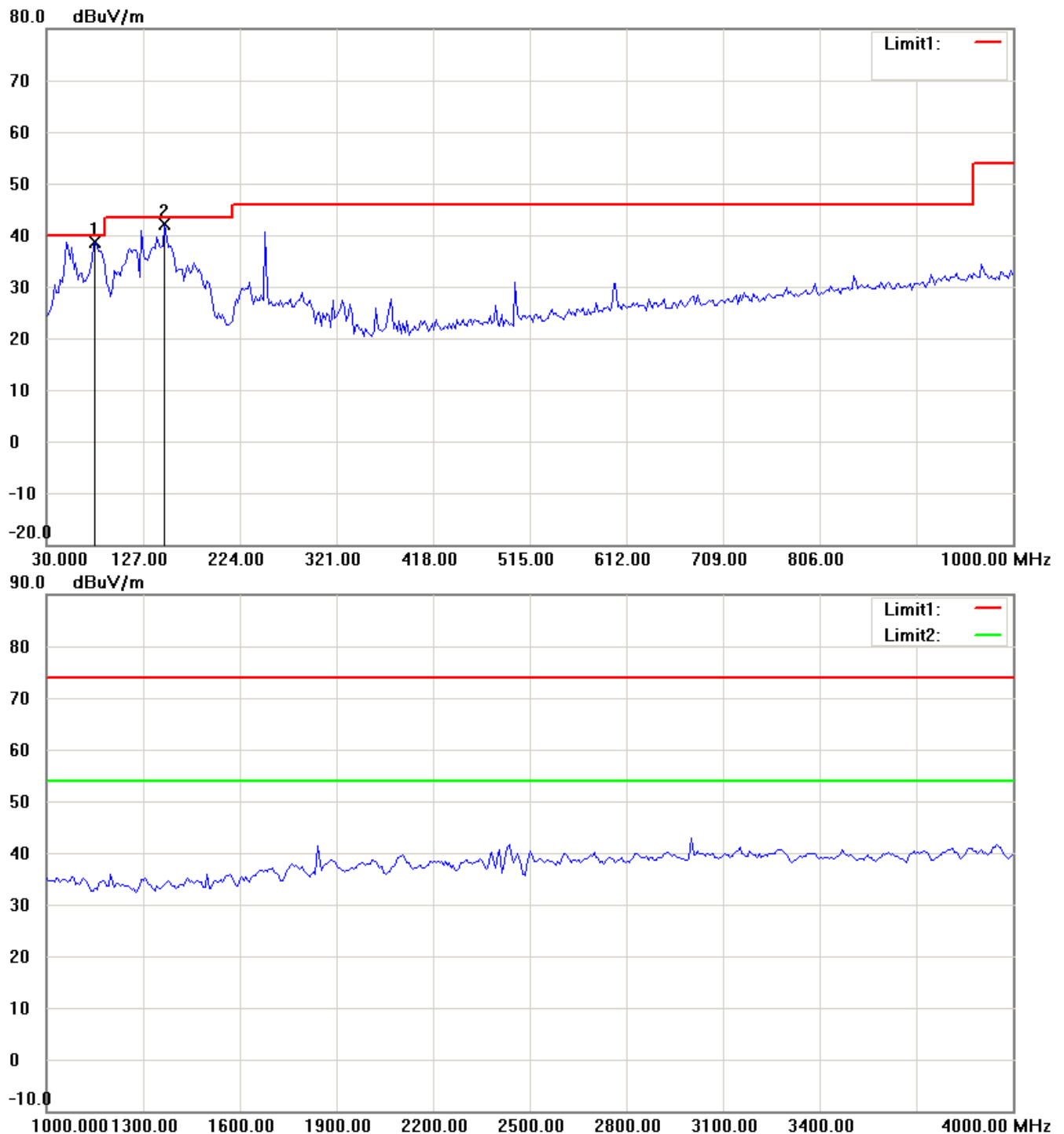




Registration number: W6M21301-12981-C-1

FCC ID: YEI-N305213A

## Antenna Polarization V



Up Line: Peak Limit Line Down Line: Ave Limit Line

Note:

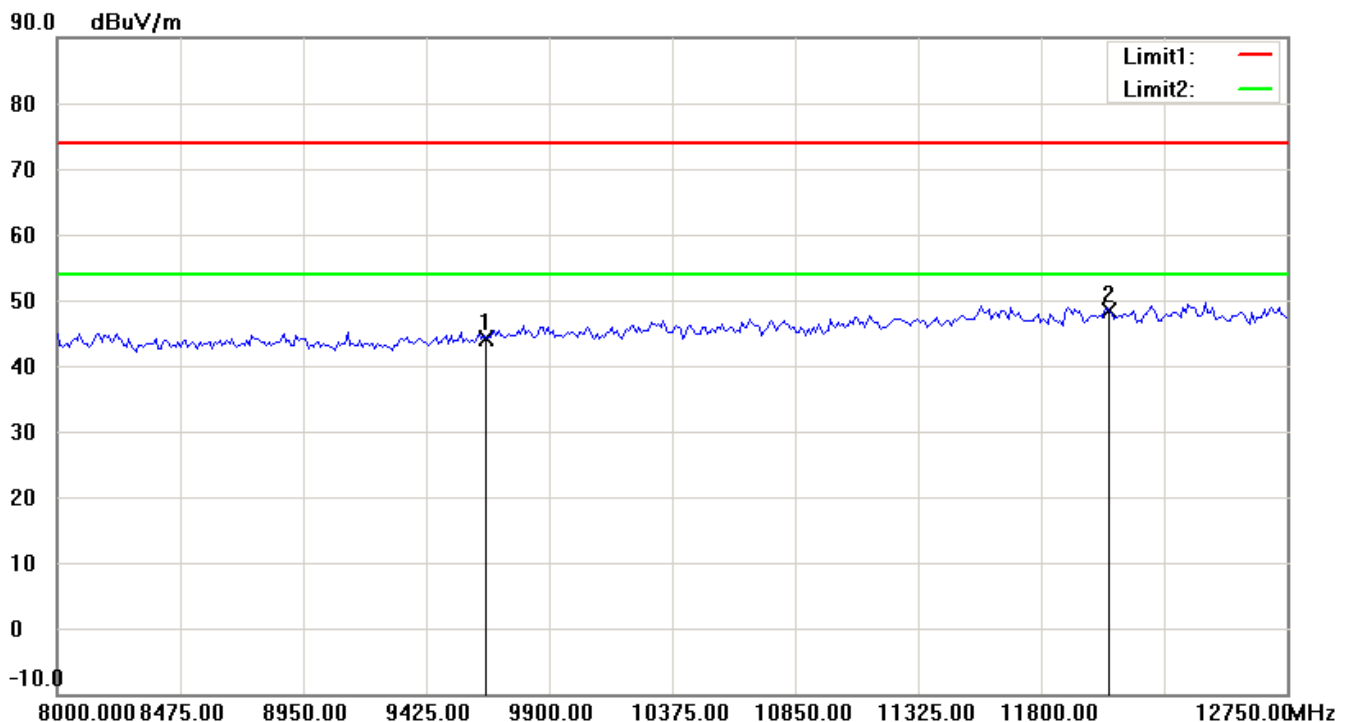
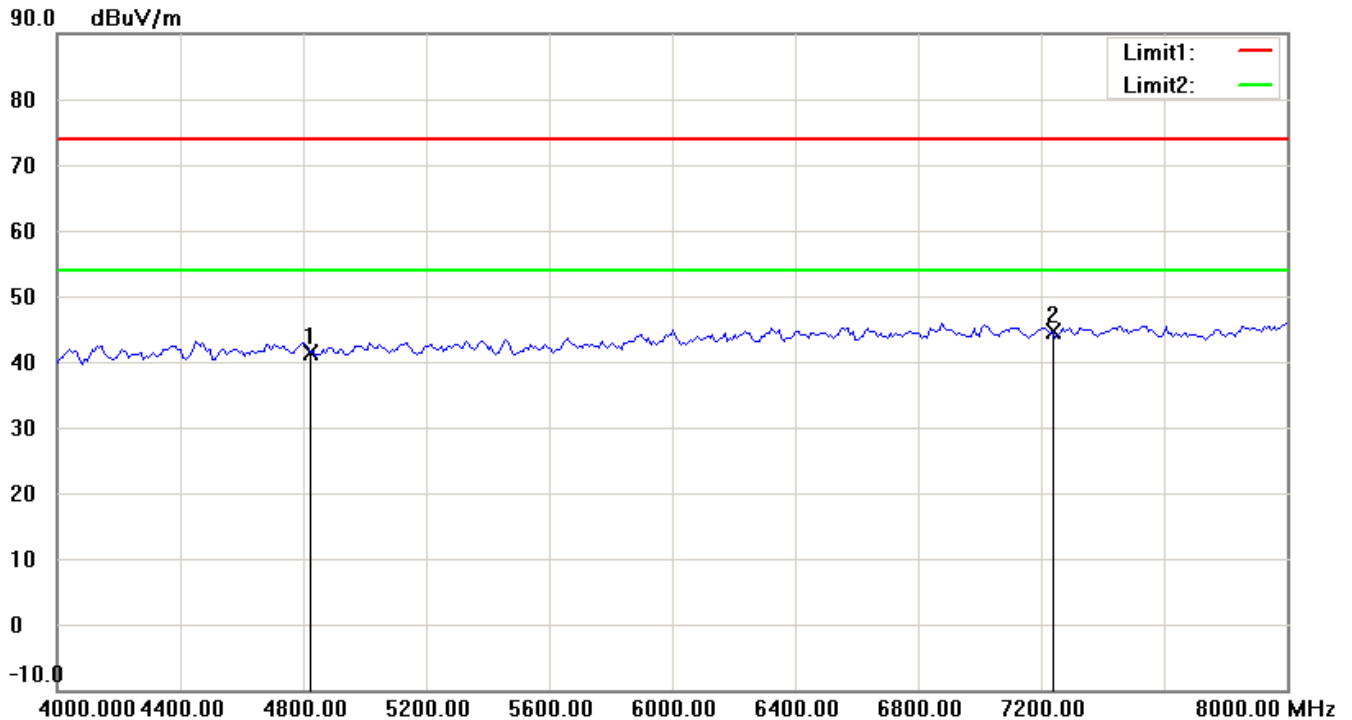
1. The attached measurement plots are preliminarily pre-scanned with peak detector for determining the final checking frequencies and are for reference only.
2. The some frequencies may exceed the limit line without the specified detectors, but that cannot present the results are failed to the specification of test standard.
3. For corrected test results are listed in the relevant table of radiated test data of this test report.



# Worldwide Testing Services(Taiwan) Co., Ltd.

Registration number: W6M21301-12981-C-1

FCC ID: YEI-N305213A



Up Line: Peak Limit Line Down Line: Ave Limit Line

Note:

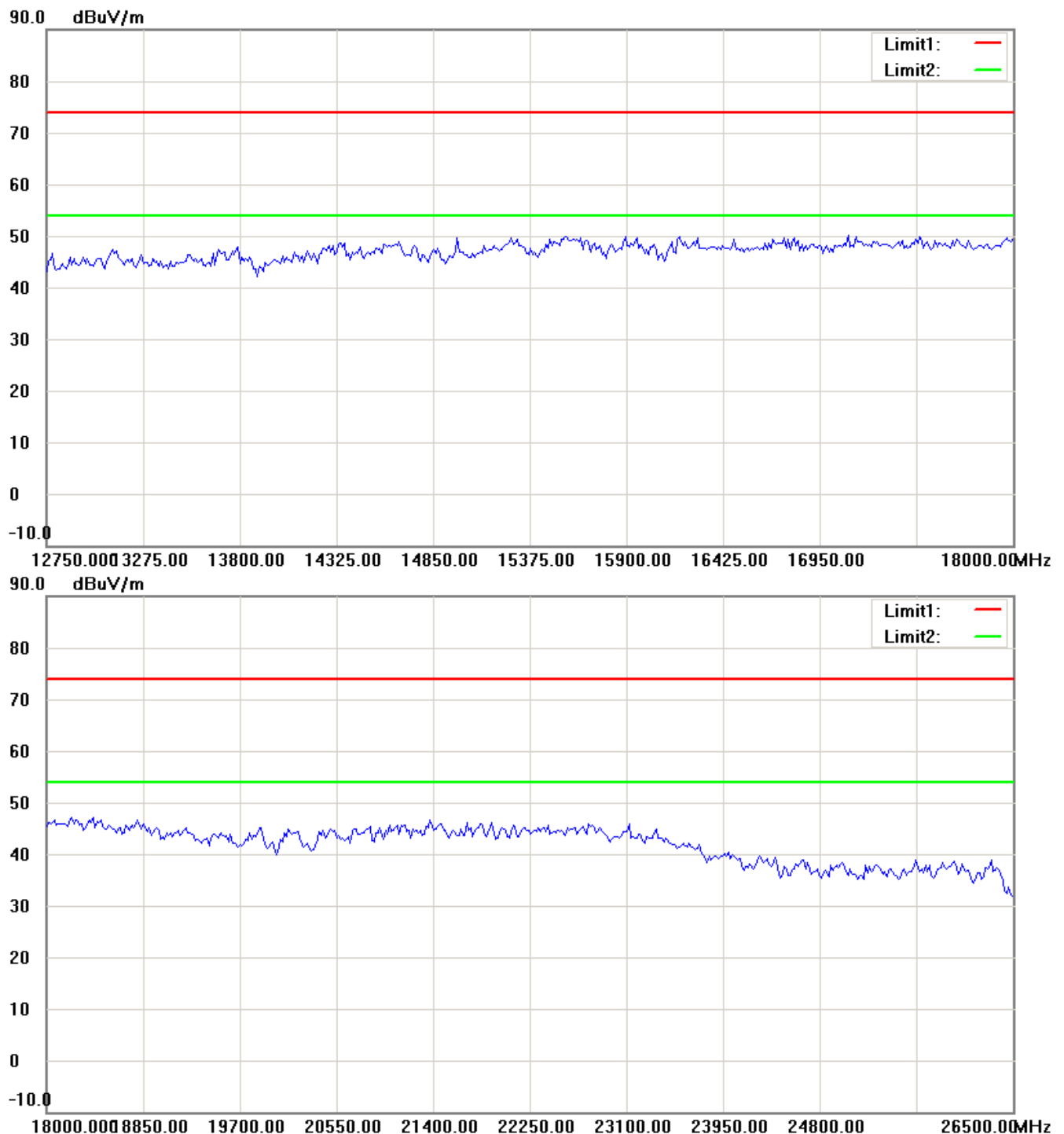
1. The attached measurement plots are preliminarily pre-scanned with peak detector for determining the final checking frequencies and are for reference only.
2. The some frequencies may exceed the limit line without the specified detectors, but that cannot present the results are failed to the specification of test standard.
3. For corrected test results are listed in the relevant table of radiated test data of this test report.



# Worldwide Testing Services(Taiwan) Co., Ltd.

Registration number: W6M21301-12981-C-1

FCC ID: YEI-N305213A



Up Line: Peak Limit Line Down Line: Ave Limit Line

Note:

1. The attached measurement plots are preliminarily pre-scanned with peak detector for determining the final checking frequencies and are for reference only.
2. The some frequencies may exceed the limit line without the specified detectors, but that cannot present the results are failed to the specification of test standard.
3. For corrected test results are listed in the relevant table of radiated test data of this test report.

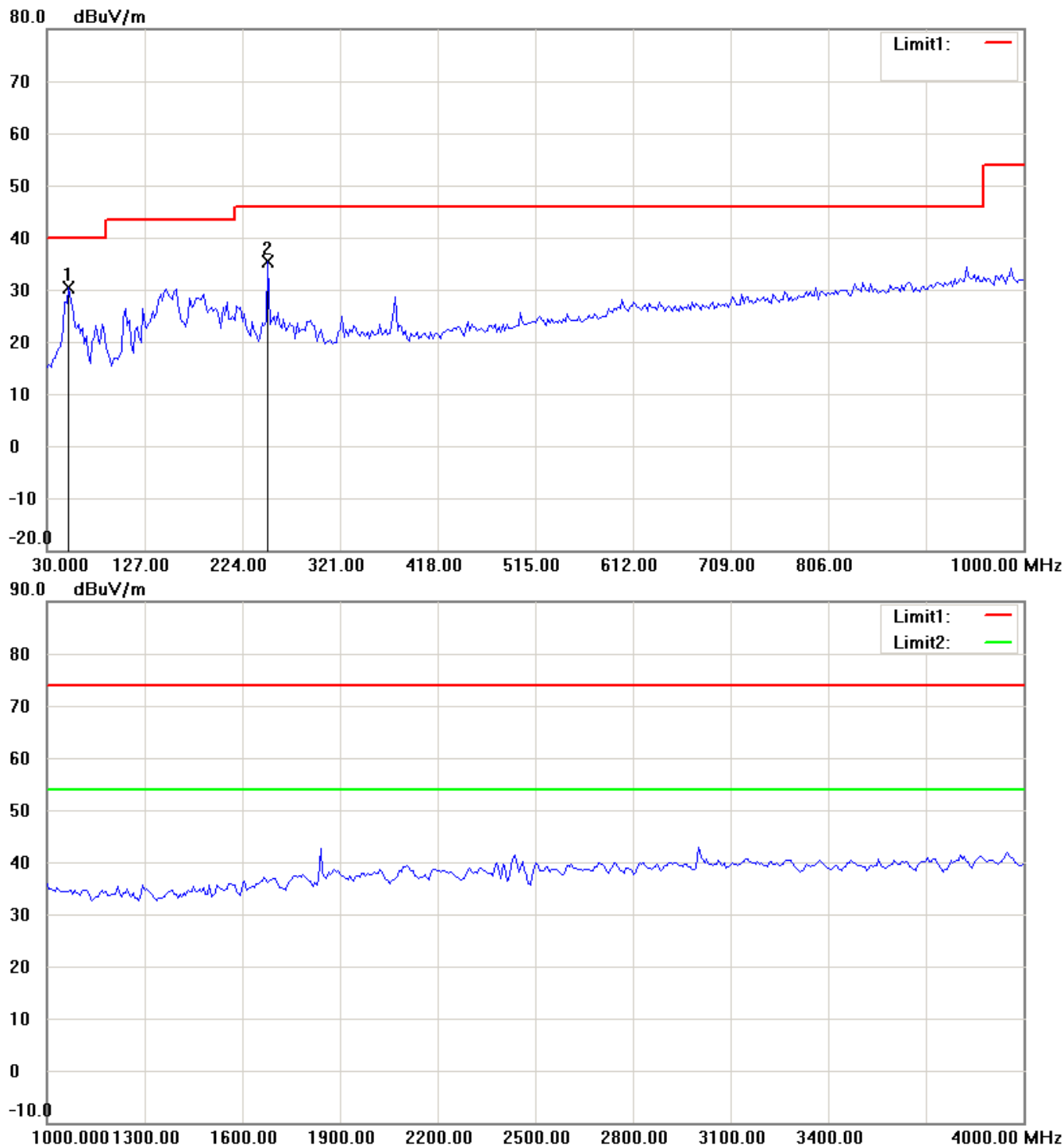


Registration number: W6M21301-12981-C-1

FCC ID: YEI-N305213A

CH6

Antenna Polarization H



Up Line: Peak Limit Line Down Line: Ave Limit Line

Note:

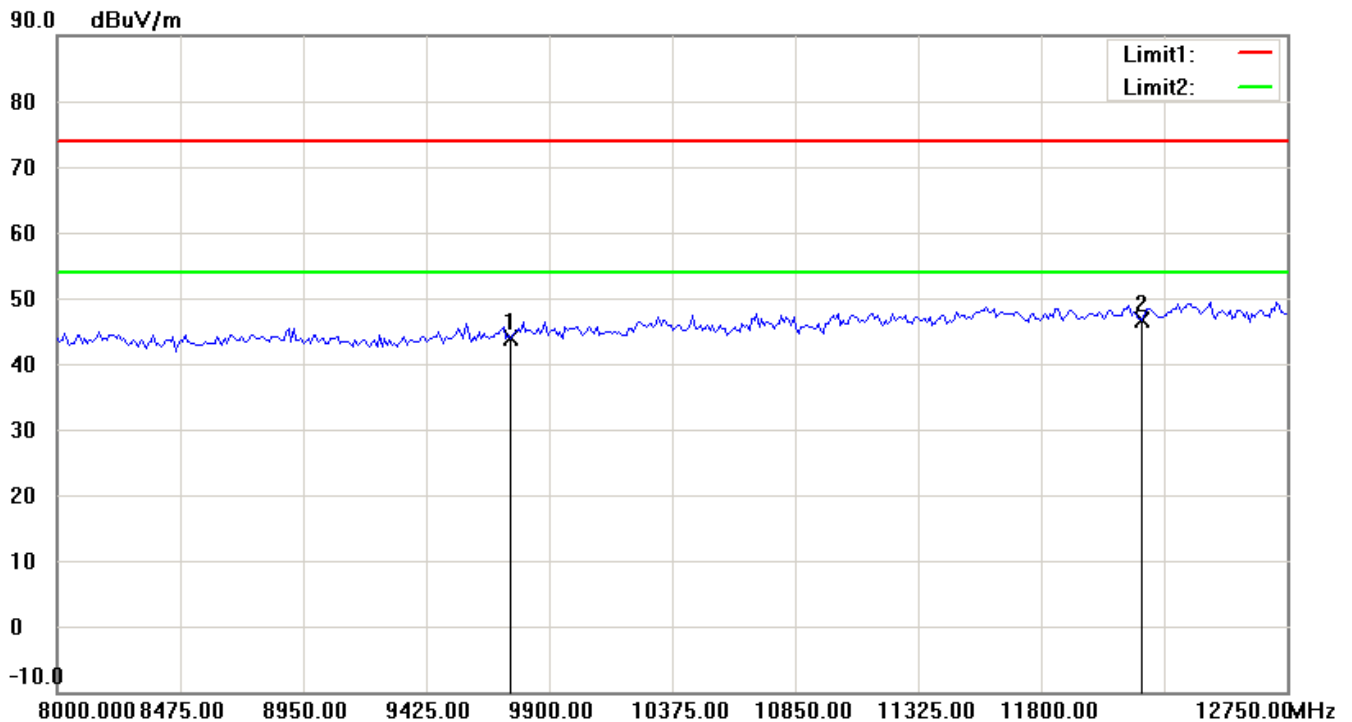
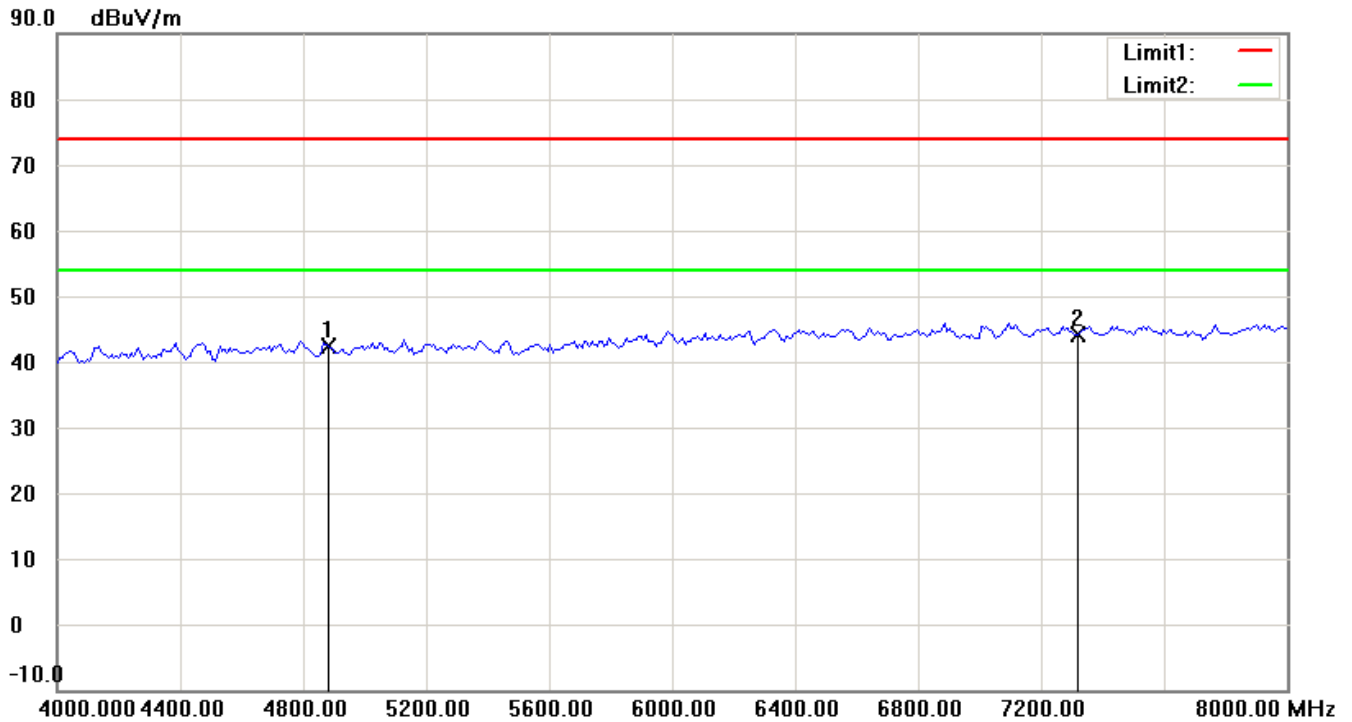
1. The attached measurement plots are preliminarily pre-scanned with peak detector for determining the final checking frequencies and are for reference only.
2. The some frequencies may exceed the limit line without the specified detectors, but that cannot present the results are failed to the specification of test standard.
3. For corrected test results are listed in the relevant table of radiated test data of this test report.



# Worldwide Testing Services(Taiwan) Co., Ltd.

Registration number: W6M21301-12981-C-1

FCC ID: YEI-N305213A



Up Line: Peak Limit Line Down Line: Ave Limit Line

Note:

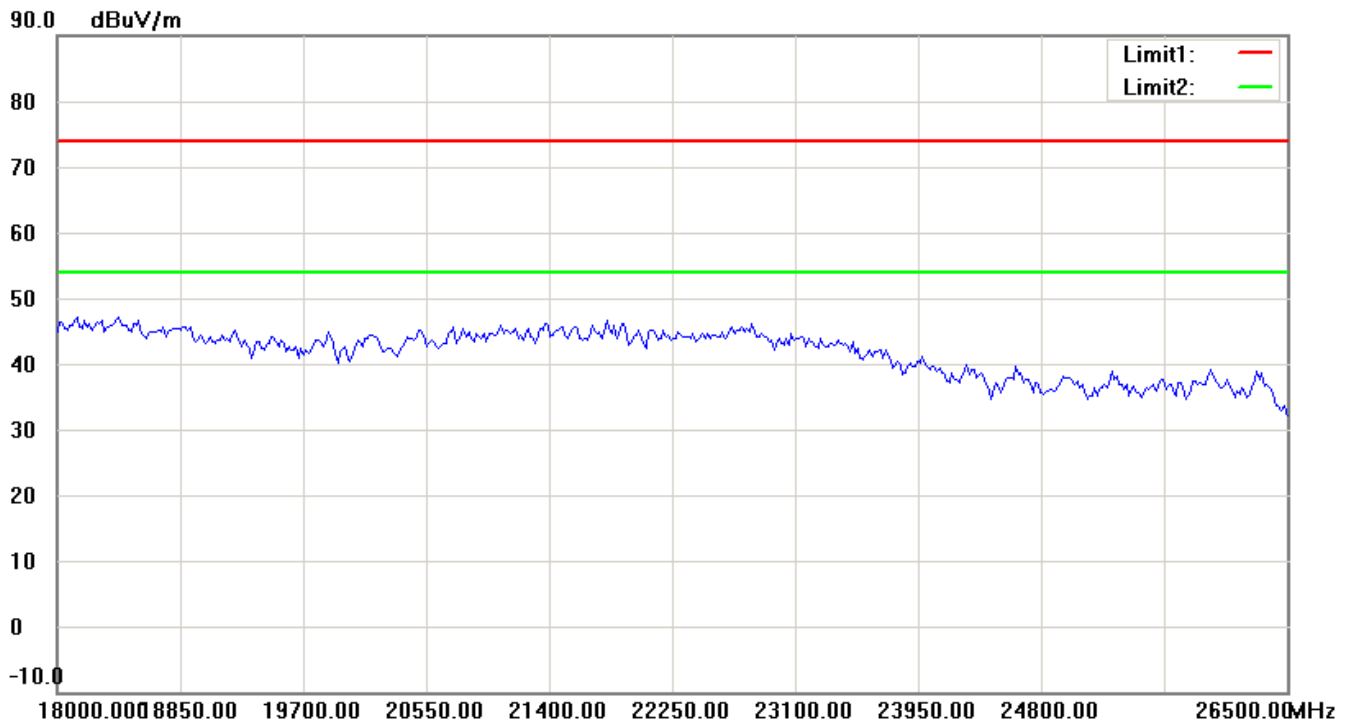
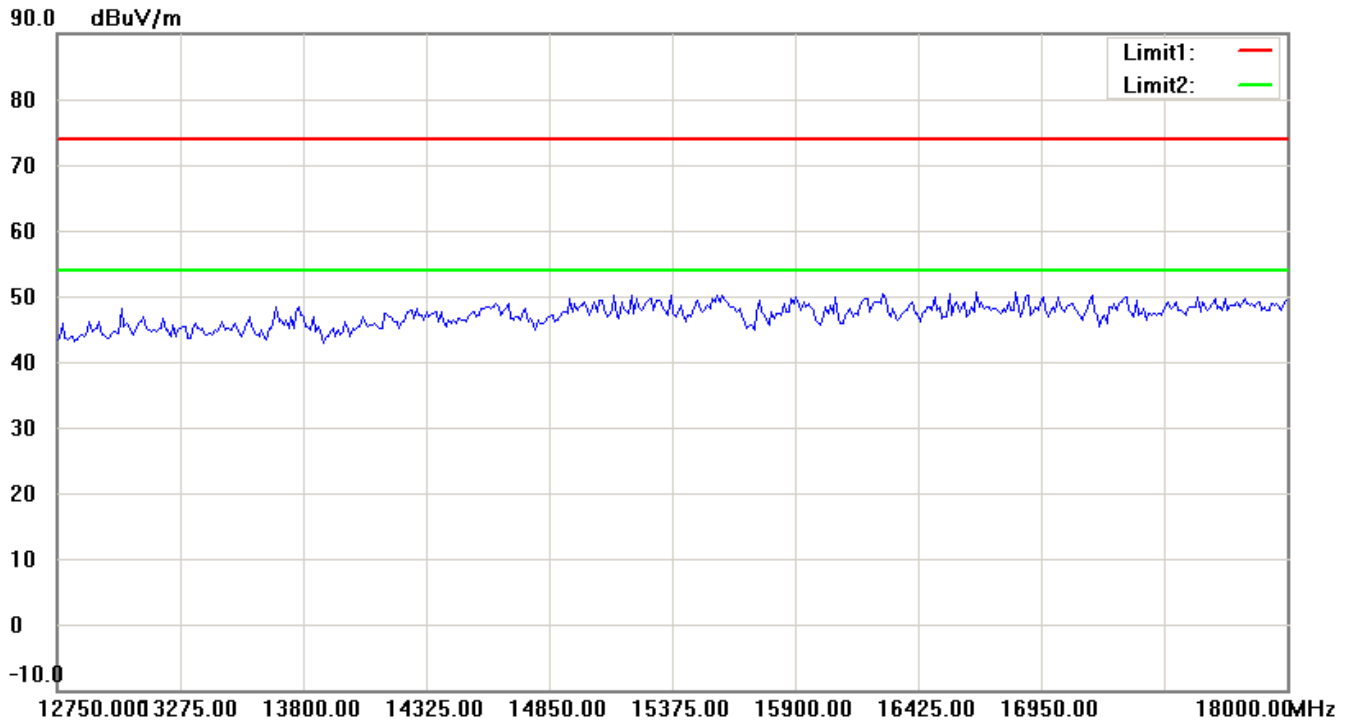
1. The attached measurement plots are preliminarily pre-scanned with peak detector for determining the final checking frequencies and are for reference only.
2. The some frequencies may exceed the limit line without the specified detectors, but that cannot present the results are failed to the specification of test standard.
3. For corrected test results are listed in the relevant table of radiated test data of this test report.



# Worldwide Testing Services(Taiwan) Co., Ltd.

Registration number: W6M21301-12981-C-1

FCC ID: YEI-N305213A



Up Line: Peak Limit Line Down Line: Ave Limit Line

Note:

1. The attached measurement plots are preliminarily pre-scanned with peak detector for determining the final checking frequencies and are for reference only.
2. The some frequencies may exceed the limit line without the specified detectors, but that cannot present the results are failed to the specification of test standard.
3. For corrected test results are listed in the relevant table of radiated test data of this test report.



Registration number: W6M21301-12981-C-1

FCC ID: YEI-N305213A

## Antenna Polarization V



Up Line: Peak Limit Line Down Line: Ave Limit Line

Note:

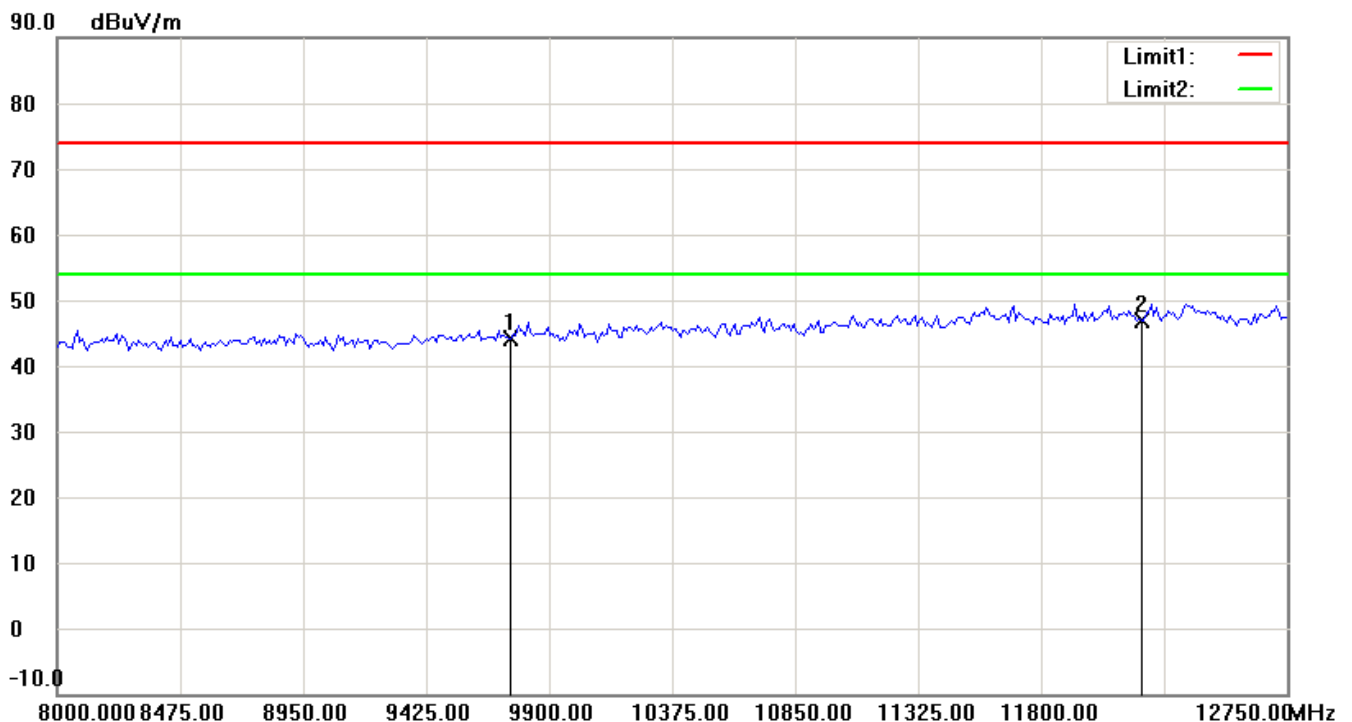
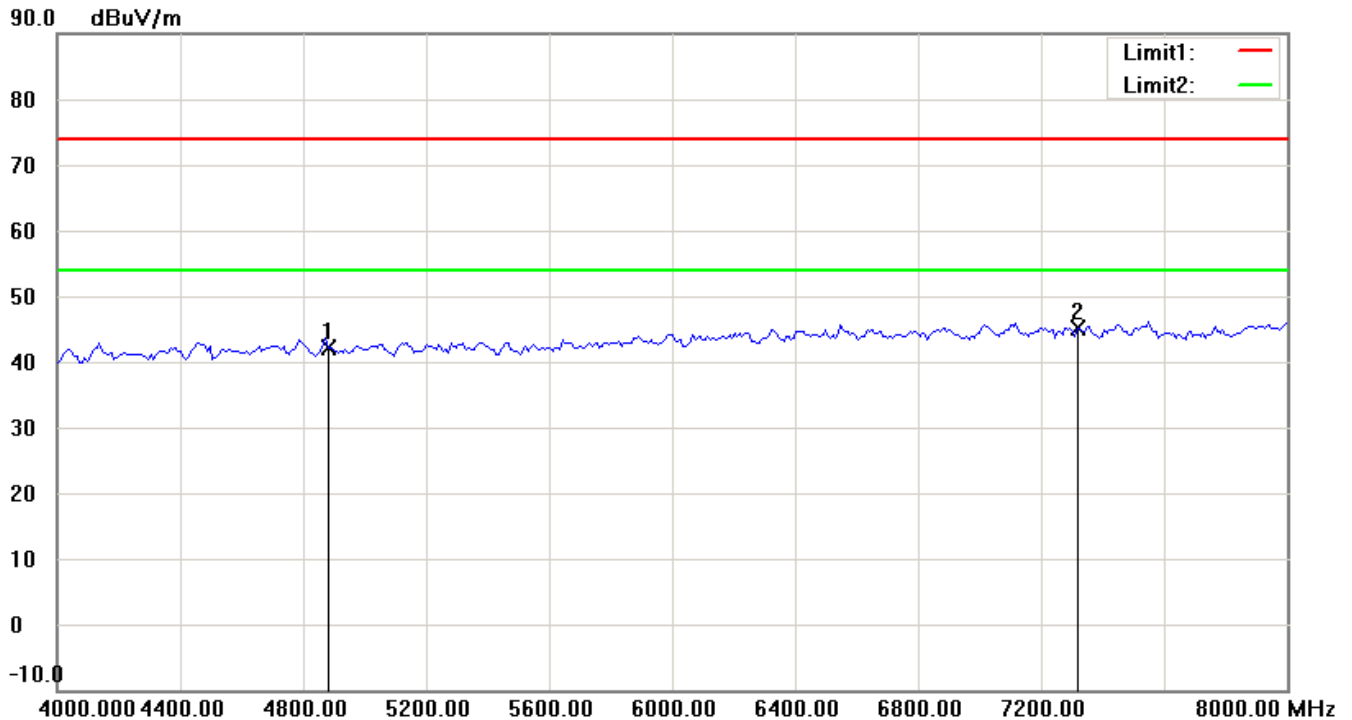
1. The attached measurement plots are preliminarily pre-scanned with peak detector for determining the final checking frequencies and are for reference only.
2. The some frequencies may exceed the limit line without the specified detectors, but that cannot present the results are failed to the specification of test standard.
3. For corrected test results are listed in the relevant table of radiated test data of this test report.



# Worldwide Testing Services(Taiwan) Co., Ltd.

Registration number: W6M21301-12981-C-1

FCC ID: YEI-N305213A



Up Line: Peak Limit Line Down Line: Ave Limit Line

Note:

1. The attached measurement plots are preliminarily pre-scanned with peak detector for determining the final checking frequencies and are for reference only.
2. The some frequencies may exceed the limit line without the specified detectors, but that cannot present the results are failed to the specification of test standard.
3. For corrected test results are listed in the relevant table of radiated test data of this test report.

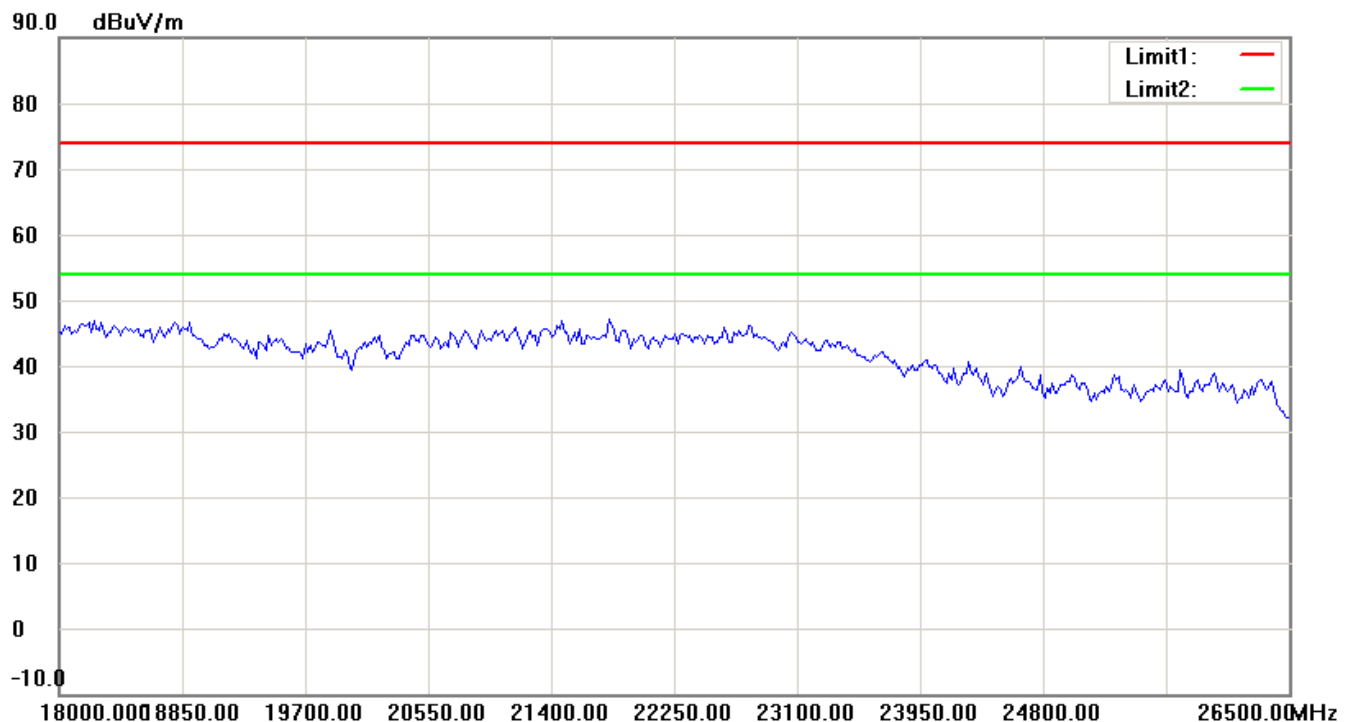
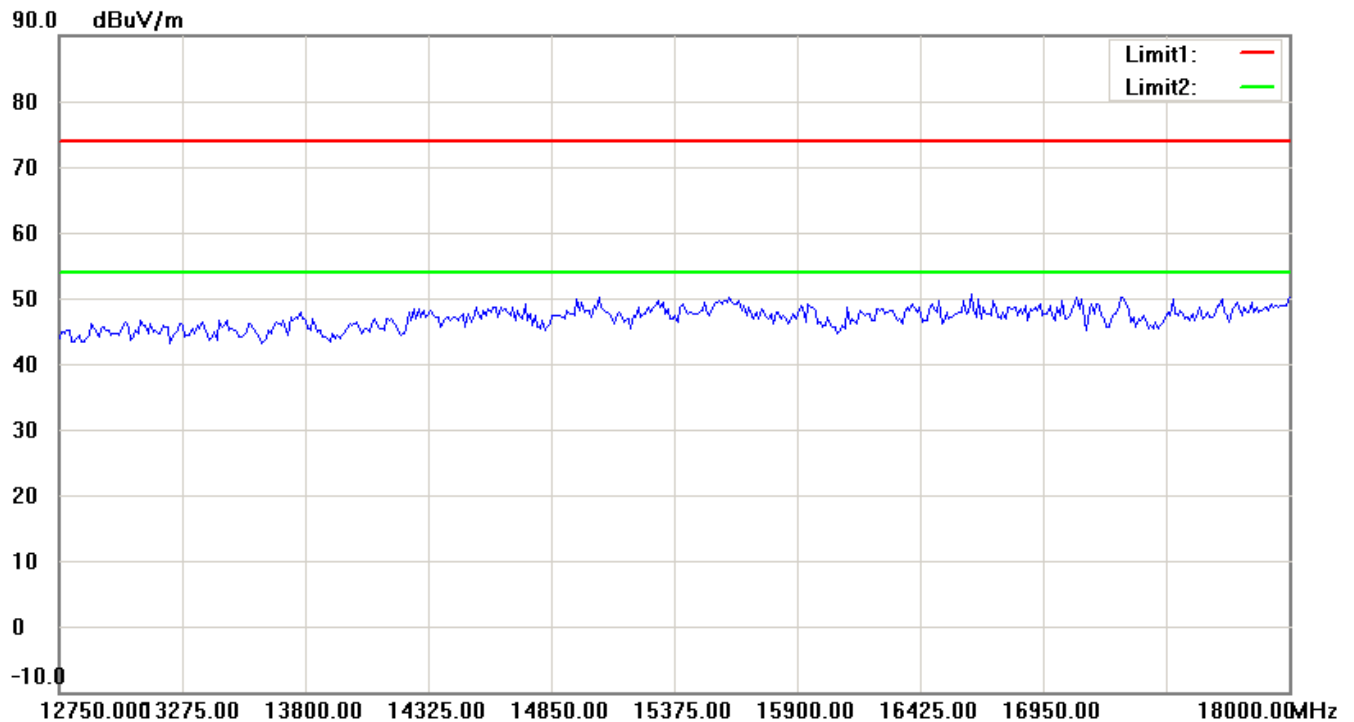




# Worldwide Testing Services(Taiwan) Co., Ltd.

Registration number: W6M21301-12981-C-1

FCC ID: YEI-N305213A



Up Line: Peak Limit Line Down Line: Ave Limit Line

Note:

1. The attached measurement plots are preliminarily pre-scanned with peak detector for determining the final checking frequencies and are for reference only.
2. The some frequencies may exceed the limit line without the specified detectors, but that cannot present the results are failed to the specification of test standard.
3. For corrected test results are listed in the relevant table of radiated test data of this test report.

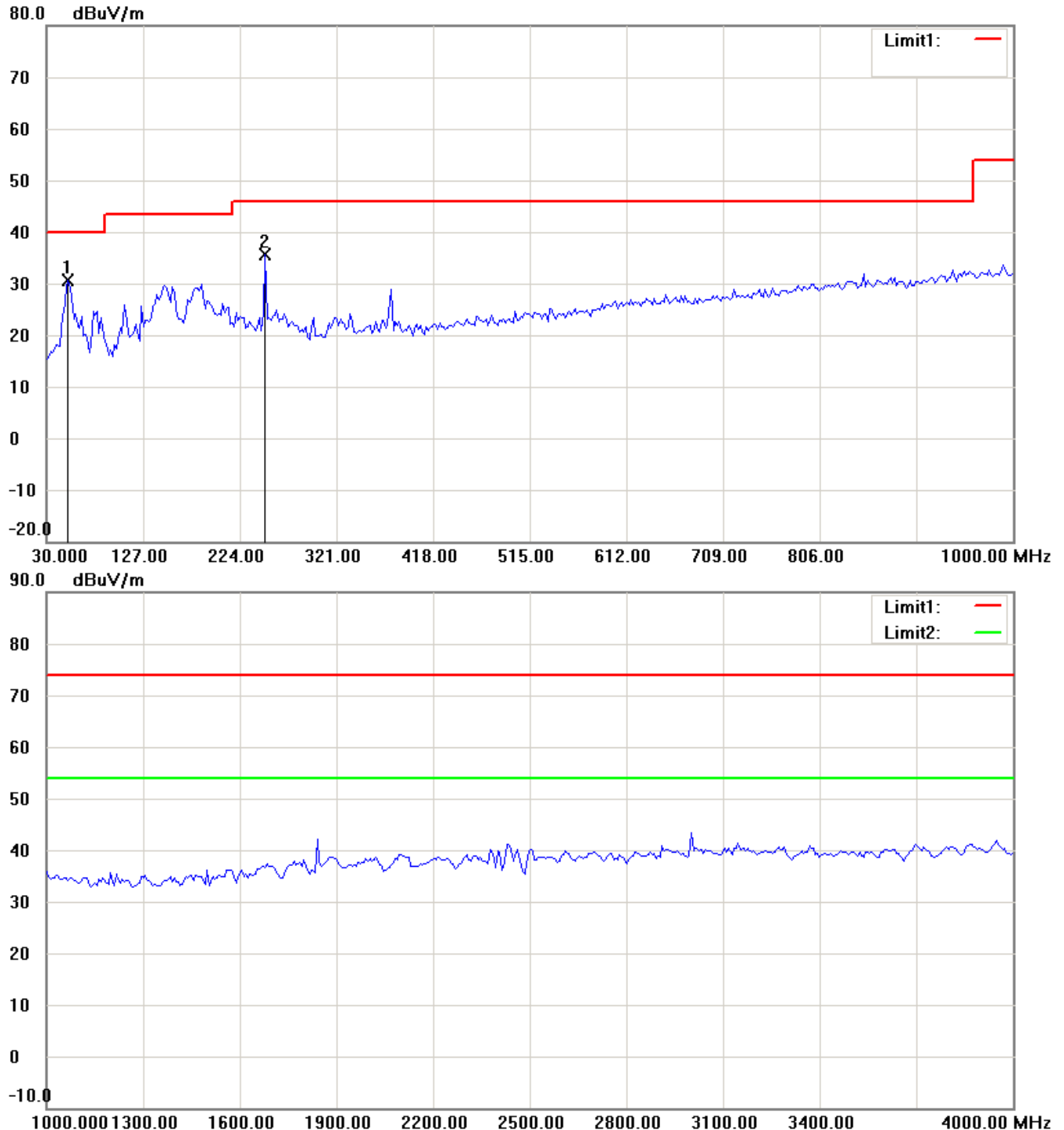


Registration number: W6M21301-12981-C-1

FCC ID: YEI-N305213A

CH11

Antenna Polarization H



Up Line: Peak Limit Line Down Line: Ave Limit Line

Note:

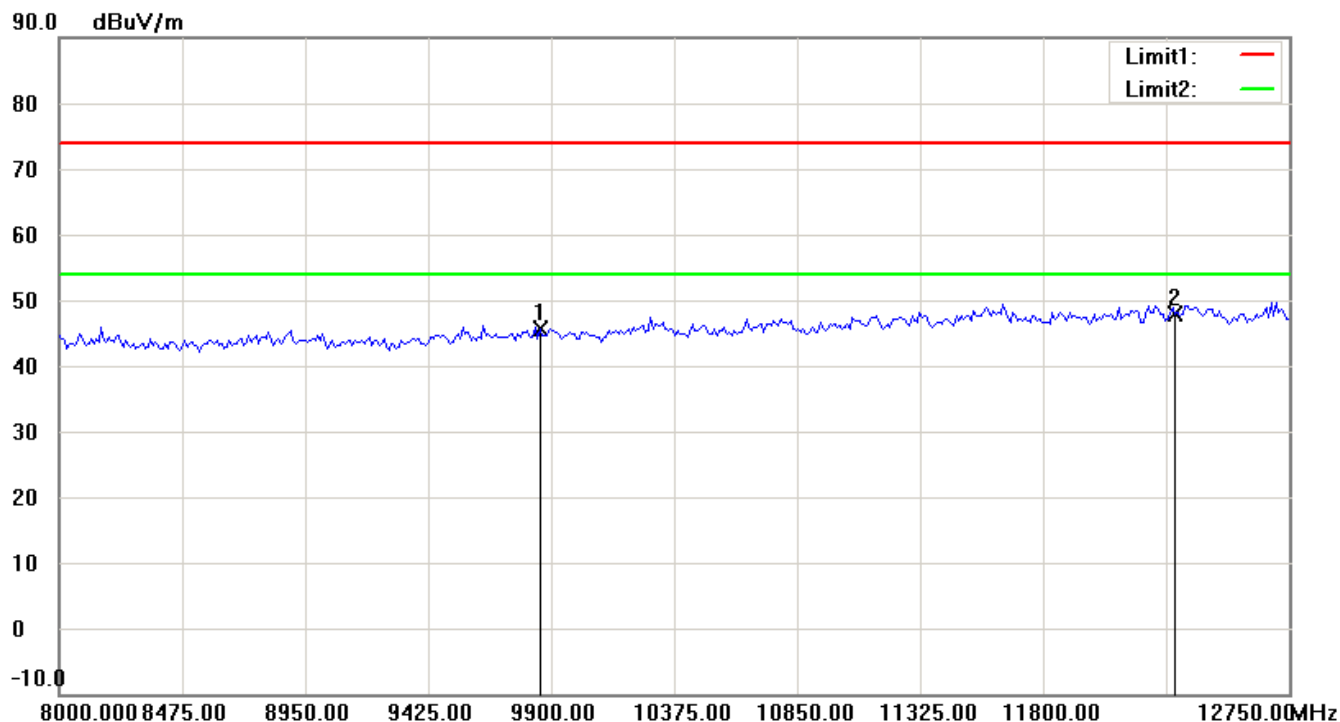
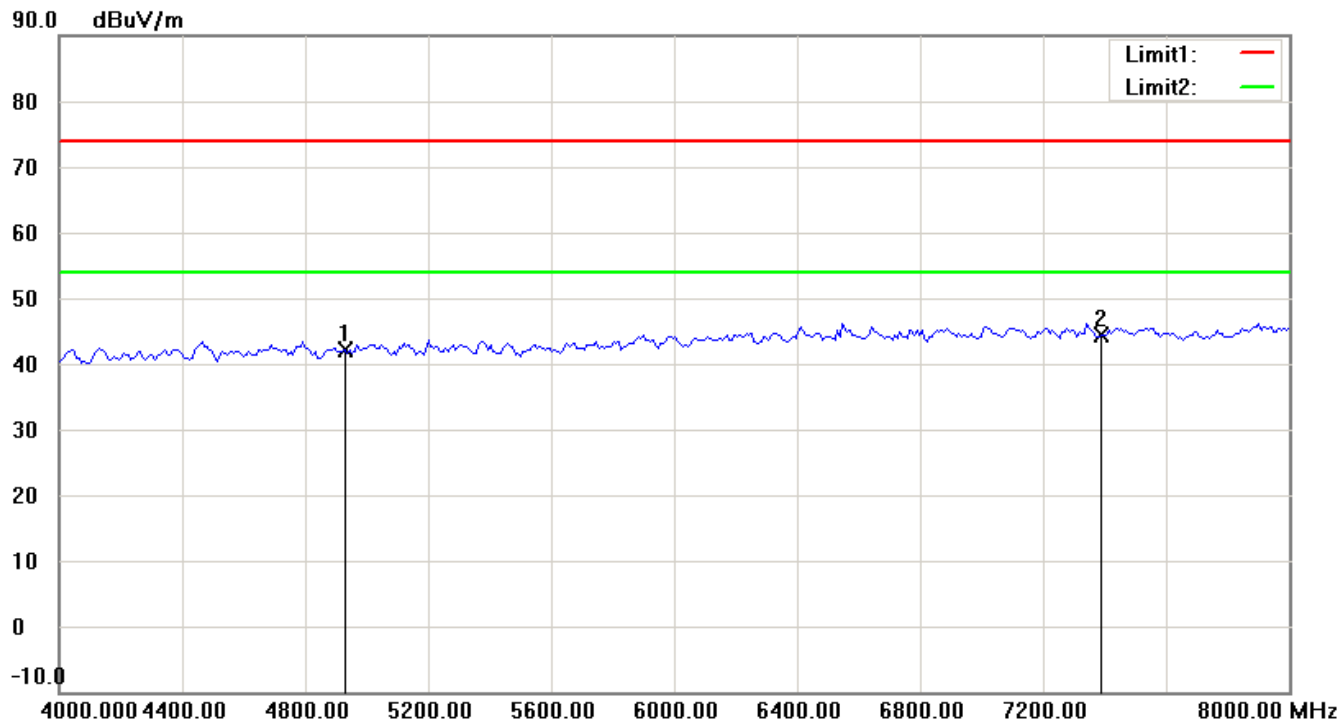
1. The attached measurement plots are preliminarily pre-scanned with peak detector for determining the final checking frequencies and are for reference only.
2. The some frequencies may exceed the limit line without the specified detectors, but that cannot present the results are failed to the specification of test standard.
3. For corrected test results are listed in the relevant table of radiated test data of this test report.



# Worldwide Testing Services(Taiwan) Co., Ltd.

Registration number: W6M21301-12981-C-1


FCC ID: YEI-N305213A



Up Line: Peak Limit Line Down Line: Ave Limit Line

Note:

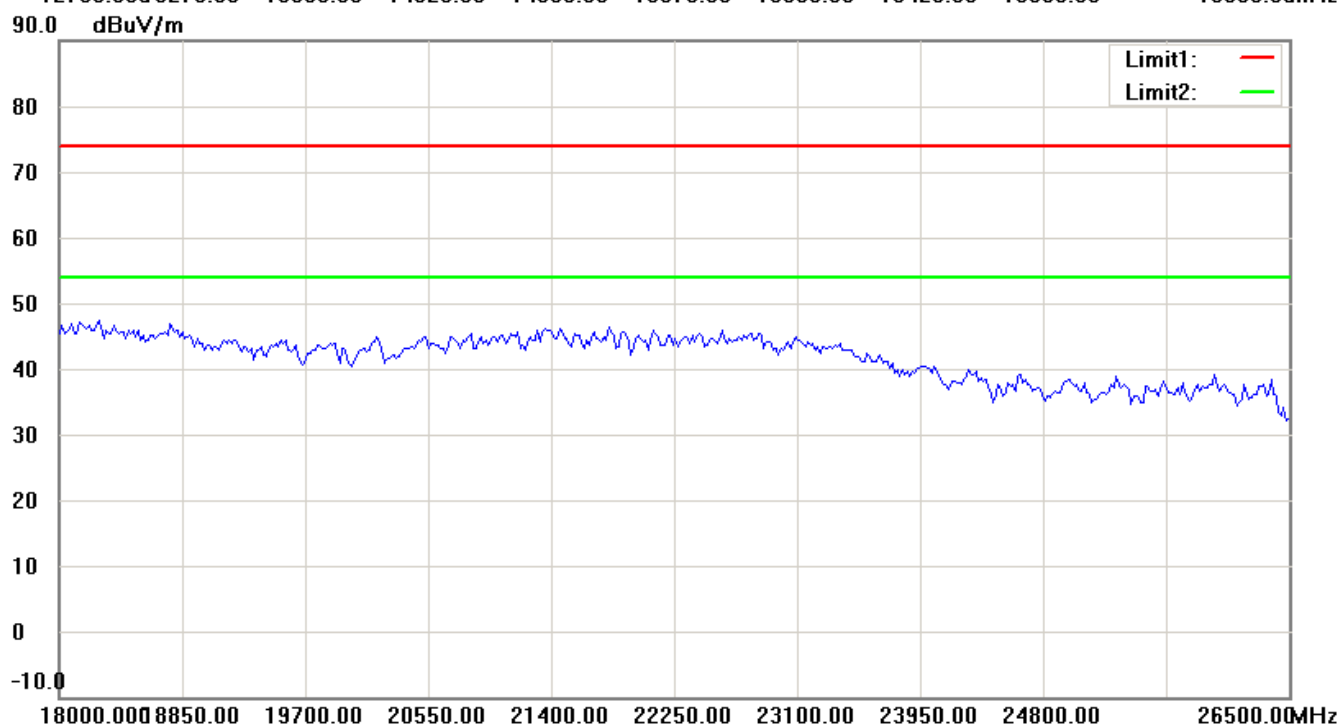
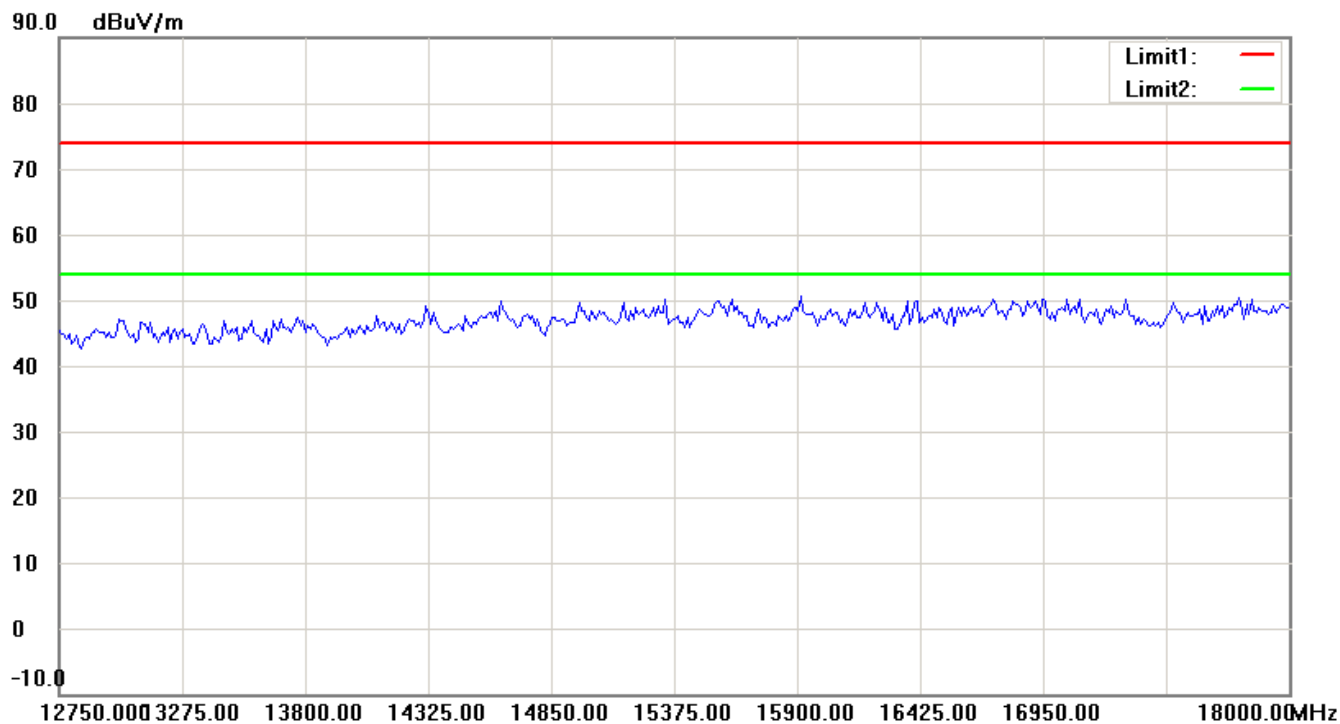
1. The attached measurement plots are preliminarily pre-scanned with peak detector for determining the final checking frequencies and are for reference only.
2. The some frequencies may exceed the limit line without the specified detectors, but that cannot present the results are failed to the specification of test standard.
3. For corrected test results are listed in the relevant table of radiated test data of this test report.



# Worldwide Testing Services(Taiwan) Co., Ltd.

Registration number: W6M21301-12981-C-1

FCC ID: YEI-N305213A



Up Line: Peak Limit Line Down Line: Ave Limit Line

Note:

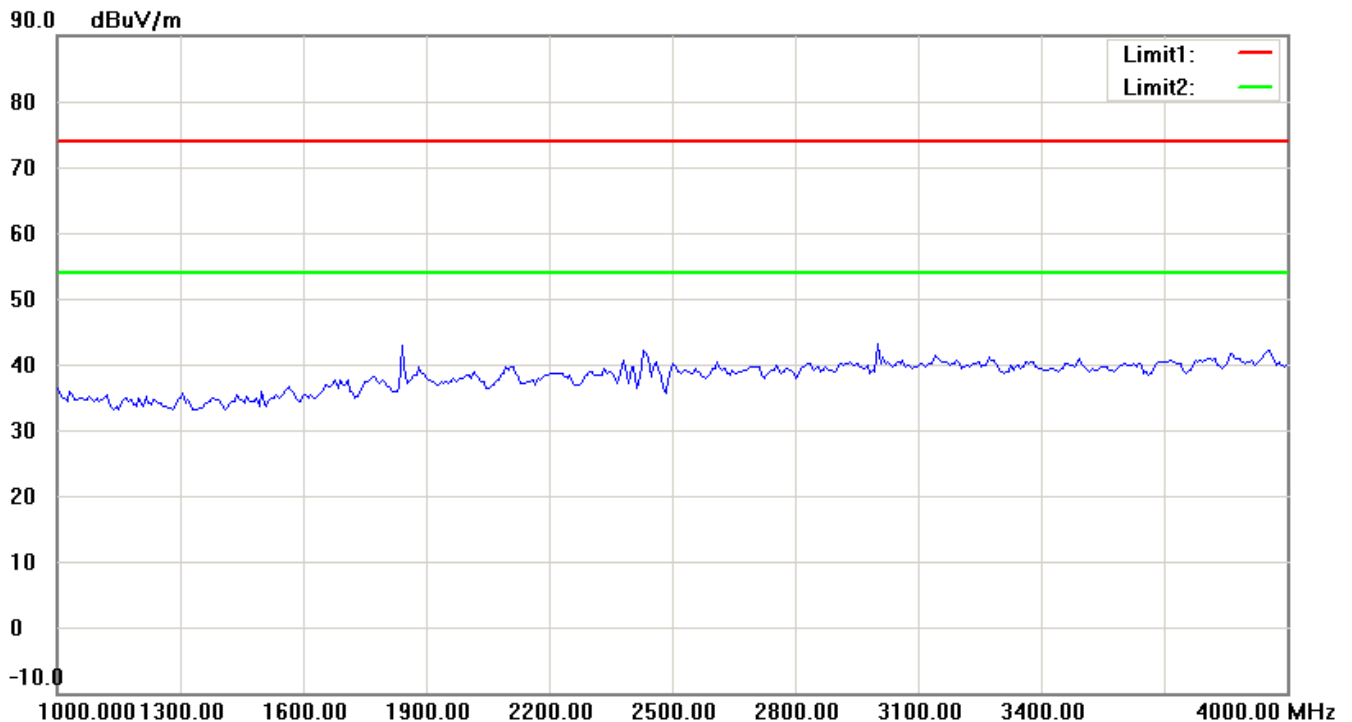
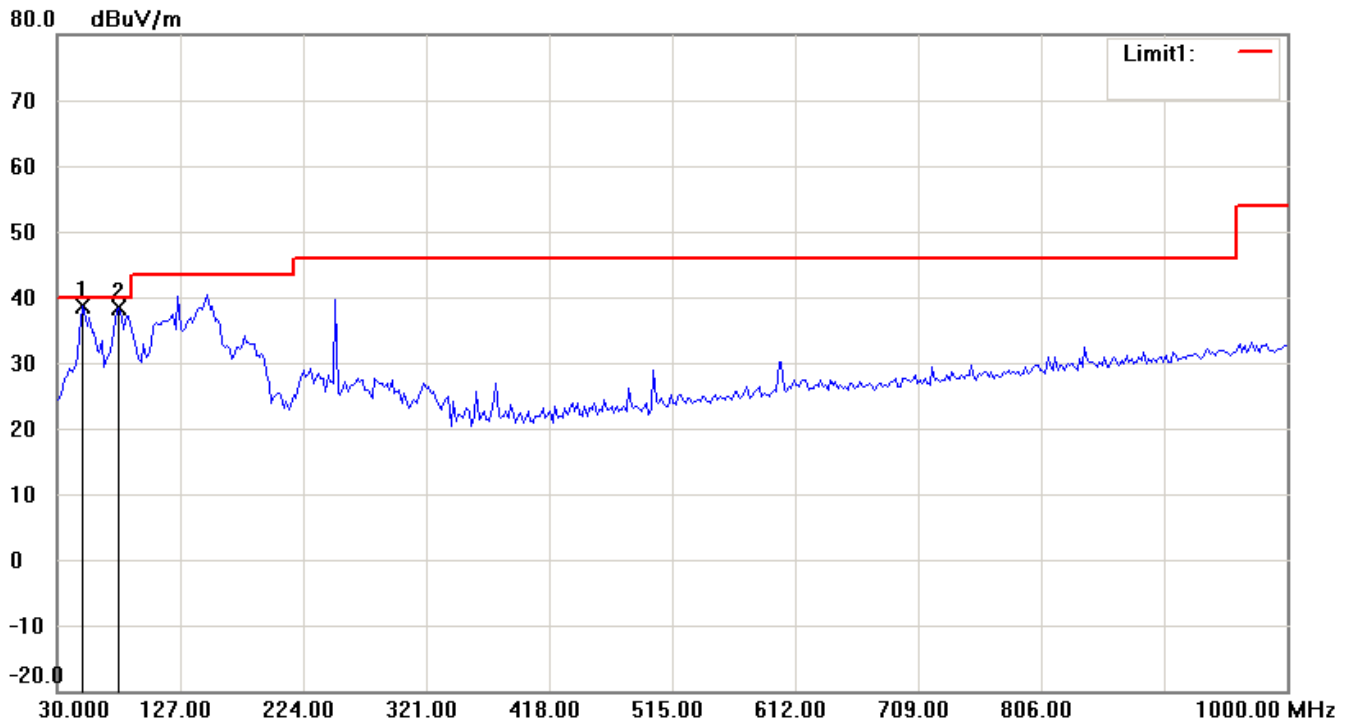
1. The attached measurement plots are preliminarily pre-scanned with peak detector for determining the final checking frequencies and are for reference only.
2. The some frequencies may exceed the limit line without the specified detectors, but that cannot present the results are failed to the specification of test standard.
3. For corrected test results are listed in the relevant table of radiated test data of this test report.



Registration number: W6M21301-12981-C-1

FCC ID: YEI-N305213A


## Antenna Polarization V



Up Line: Peak Limit Line Down Line: Ave Limit Line

Note:

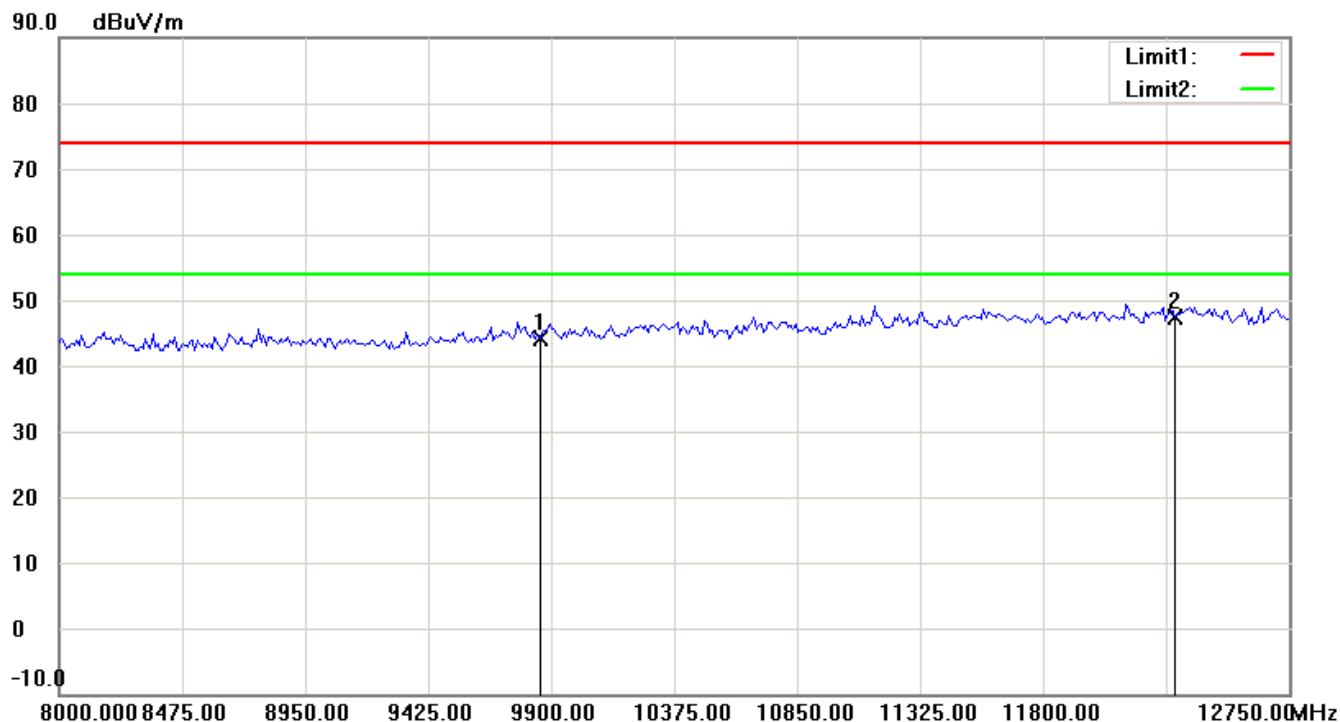
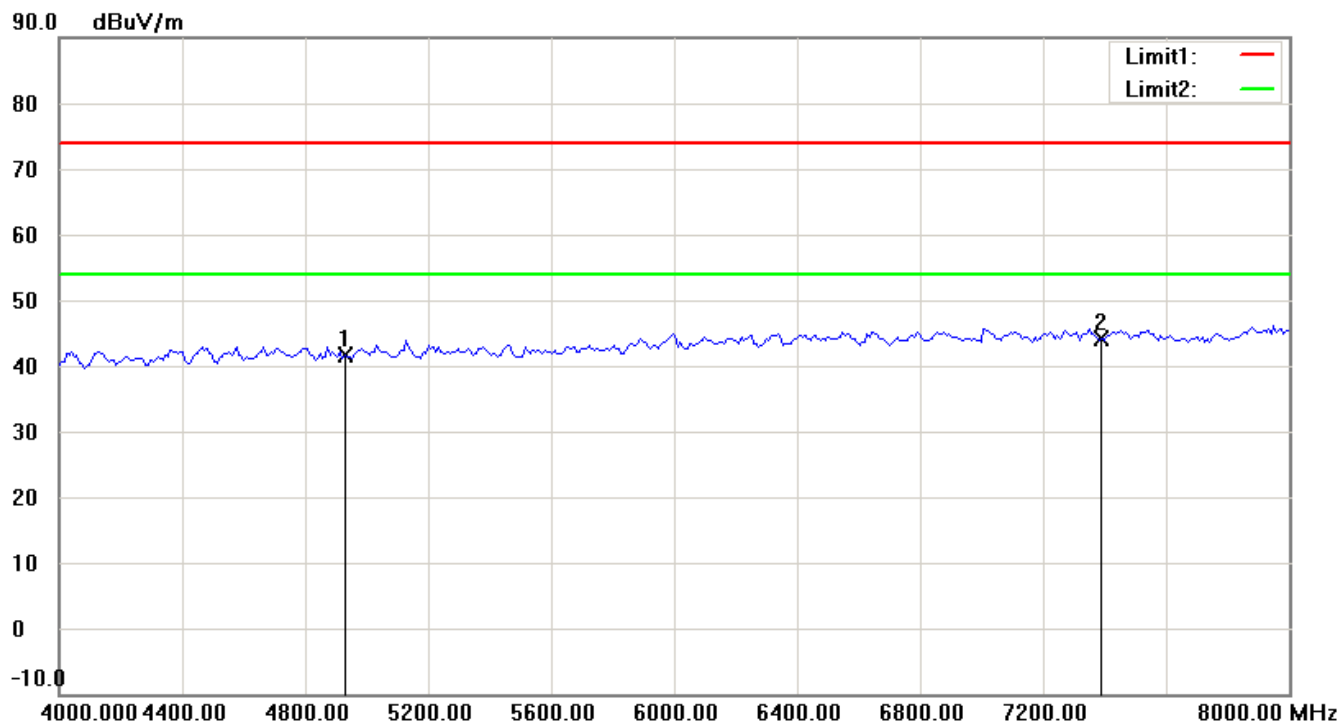
1. The attached measurement plots are preliminarily pre-scanned with peak detector for determining the final checking frequencies and are for reference only.
2. The some frequencies may exceed the limit line without the specified detectors, but that cannot present the results are failed to the specification of test standard.
3. For corrected test results are listed in the relevant table of radiated test data of this test report.



# Worldwide Testing Services(Taiwan) Co., Ltd.

Registration number: W6M21301-12981-C-1

FCC ID: YEI-N305213A



Up Line: Peak Limit Line Down Line: Ave Limit Line

Note:

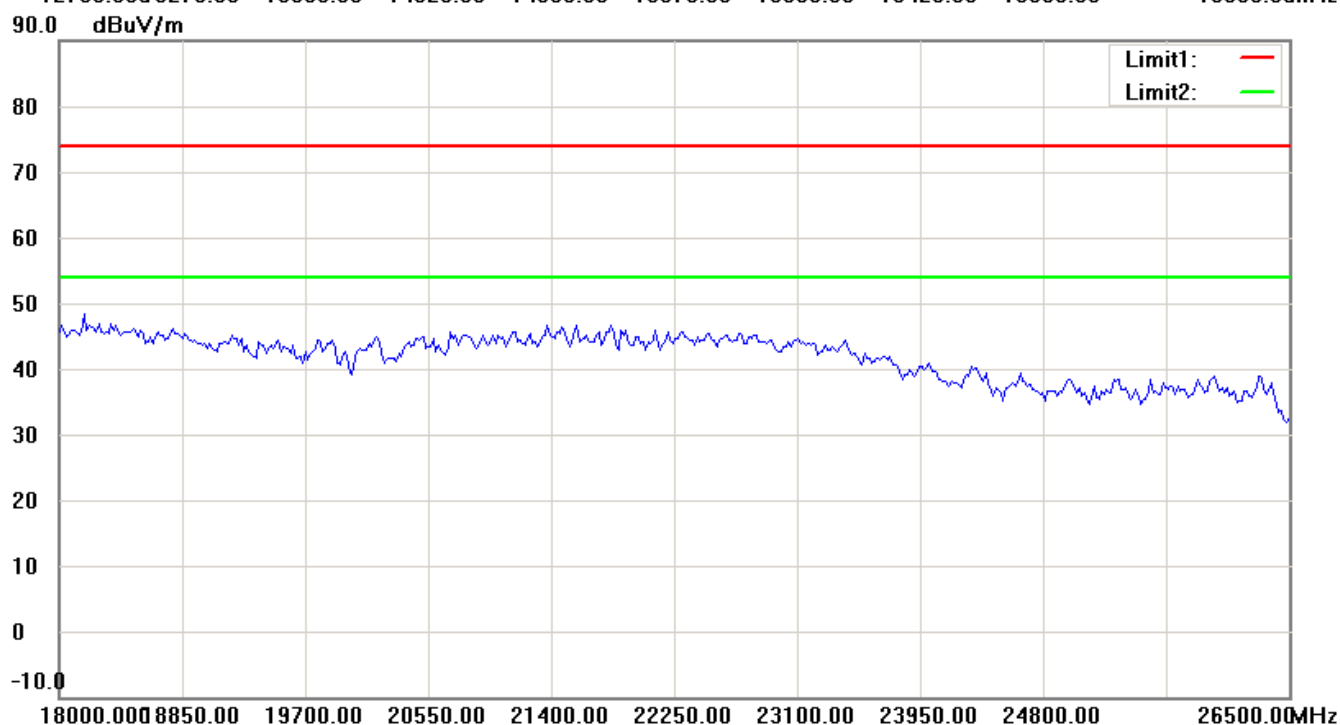
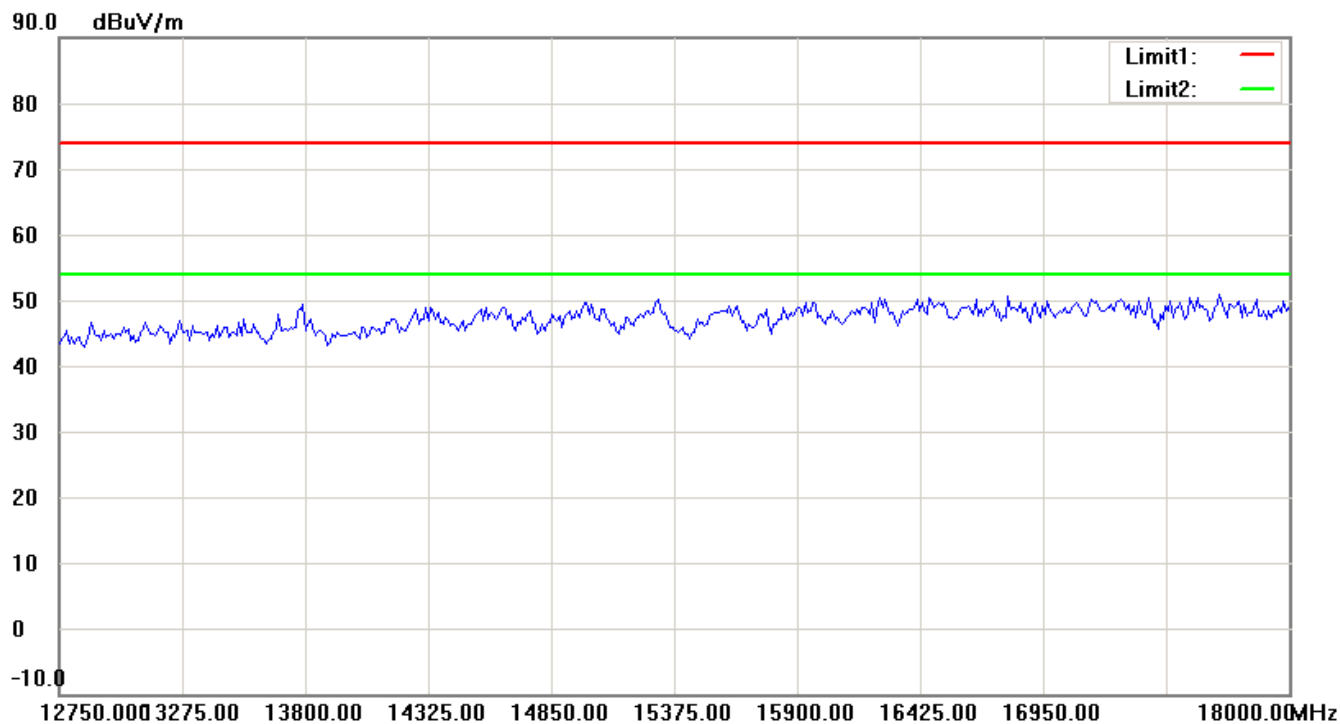
1. The attached measurement plots are preliminarily pre-scanned with peak detector for determining the final checking frequencies and are for reference only.
2. The some frequencies may exceed the limit line without the specified detectors, but that cannot present the results are failed to the specification of test standard.
3. For corrected test results are listed in the relevant table of radiated test data of this test report.



# Worldwide Testing Services(Taiwan) Co., Ltd.

Registration number: W6M21301-12981-C-1

FCC ID: YEI-N305213A



Up Line: Peak Limit Line Down Line: Ave Limit Line

Note:

1. The attached measurement plots are preliminarily pre-scanned with peak detector for determining the final checking frequencies and are for reference only.
2. The some frequencies may exceed the limit line without the specified detectors, but that cannot present the results are failed to the specification of test standard.
3. For corrected test results are listed in the relevant table of radiated test data of this test report.



# **Worldwide Testing Services(Taiwan) Co., Ltd.**

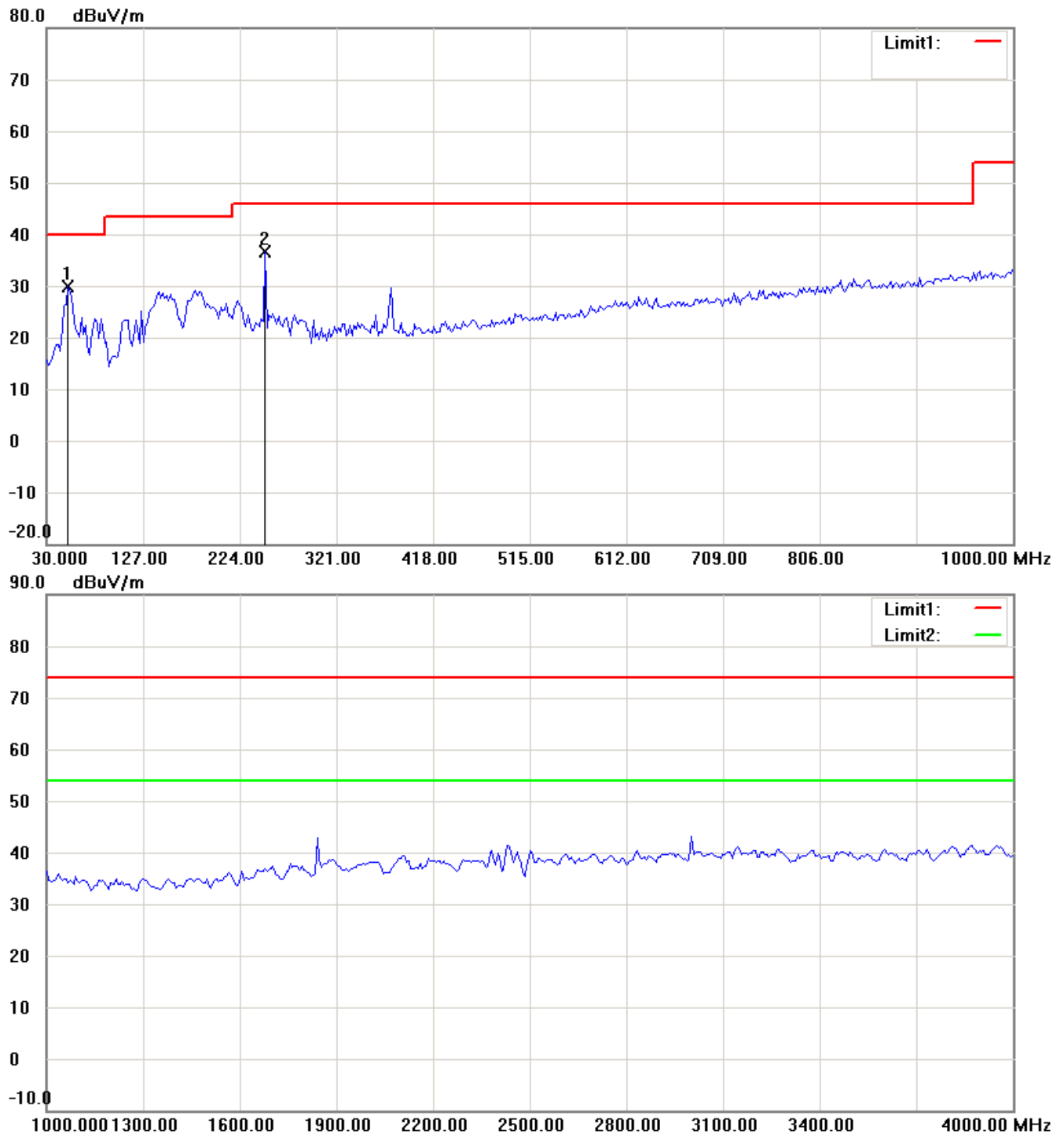
Registration number: W6M21301-12981-C-1

FCC ID: YEI-N305213A

TX 802.11g

CH1

Antenna Polarization H



Up Line: Peak Limit Line Down Line: Ave Limit Line

Note:

1. The attached measurement plots are preliminarily pre-scanned with peak detector for determining the final checking frequencies and are for reference only.
2. The some frequencies may exceed the limit line without the specified detectors, but that cannot present the results are failed to the specification of test standard.
3. For corrected test results are listed in the relevant table of radiated test data of this test report.

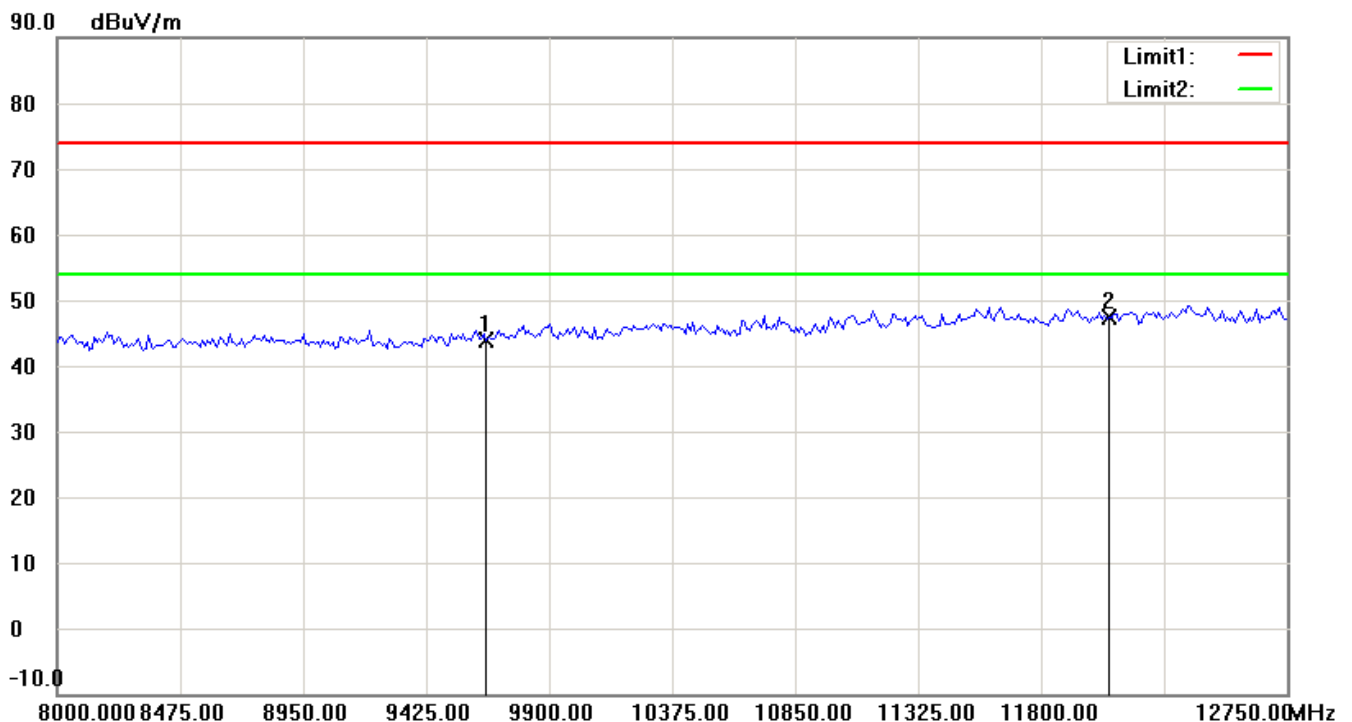
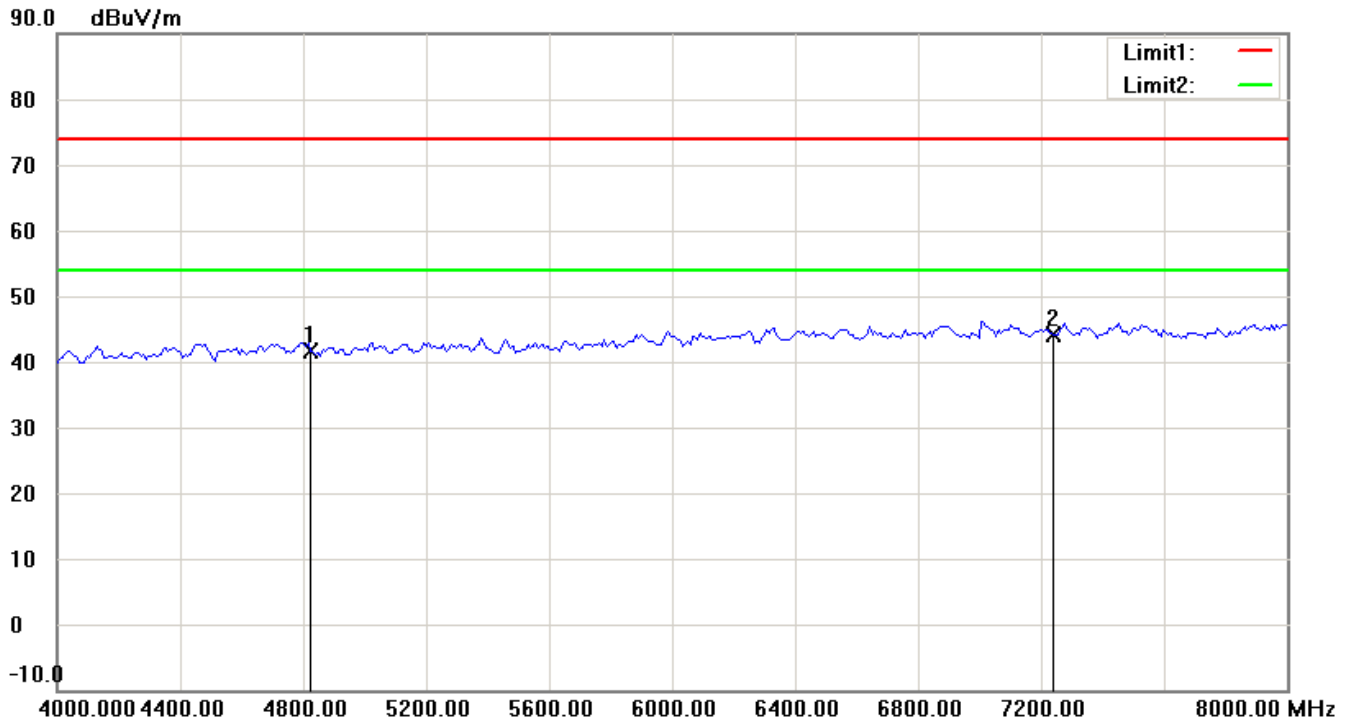




# Worldwide Testing Services(Taiwan) Co., Ltd.

Registration number: W6M21301-12981-C-1

FCC ID: YEI-N305213A



Up Line: Peak Limit Line Down Line: Ave Limit Line

Note:

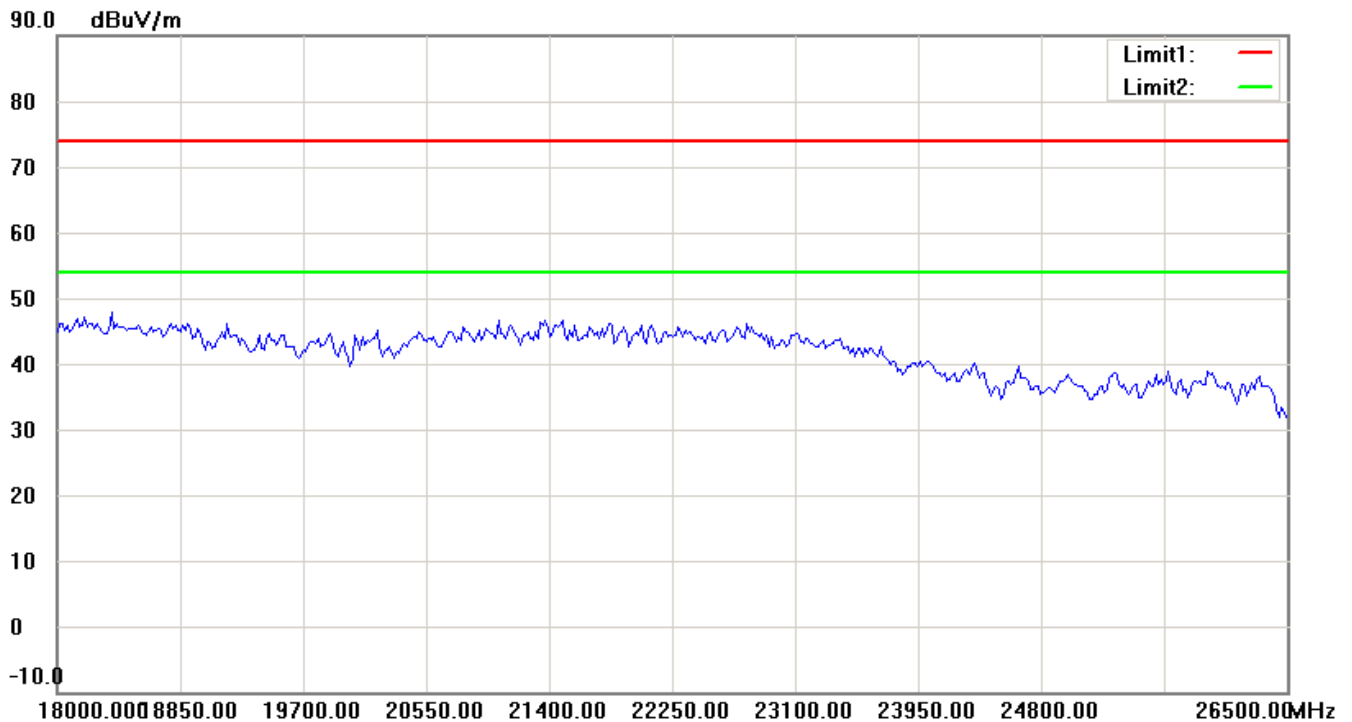
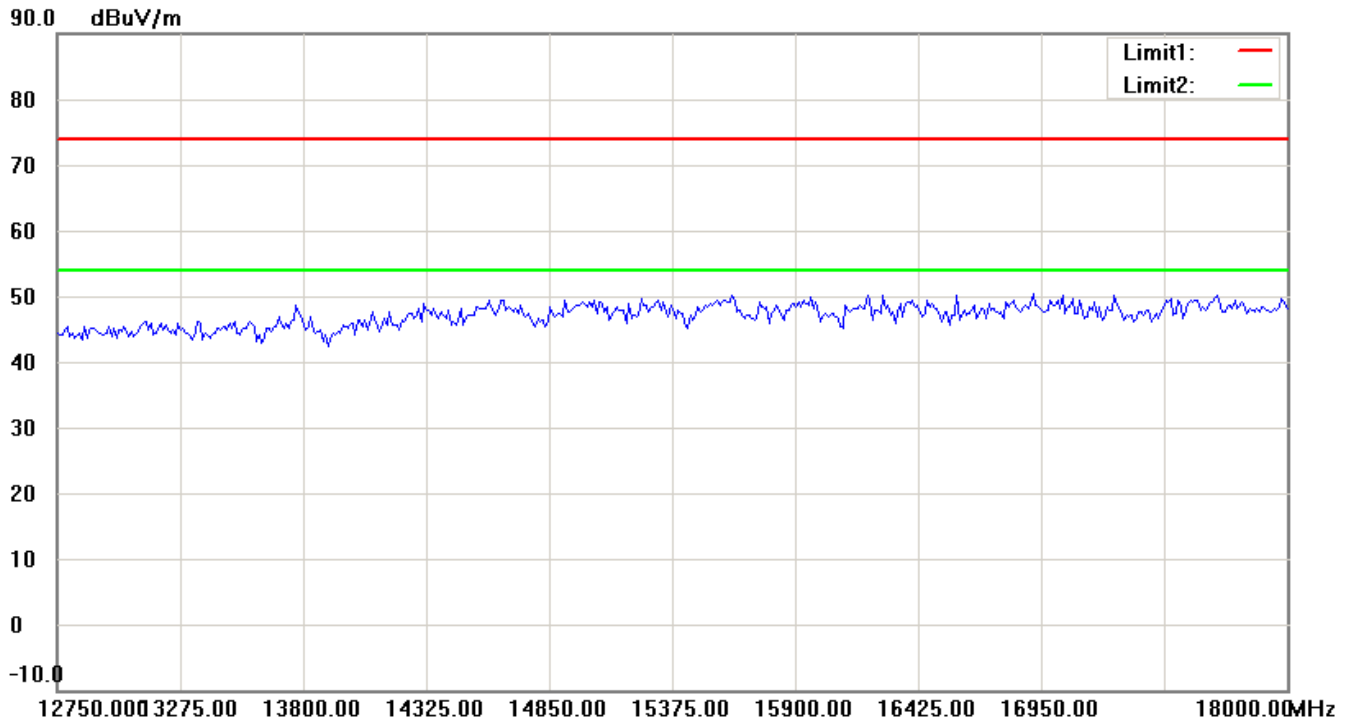
1. The attached measurement plots are preliminarily pre-scanned with peak detector for determining the final checking frequencies and are for reference only.
2. The some frequencies may exceed the limit line without the specified detectors, but that cannot present the results are failed to the specification of test standard.
3. For corrected test results are listed in the relevant table of radiated test data of this test report.



# Worldwide Testing Services(Taiwan) Co., Ltd.

Registration number: W6M21301-12981-C-1

FCC ID: YEI-N305213A



Up Line: Peak Limit Line Down Line: Ave Limit Line

Note:

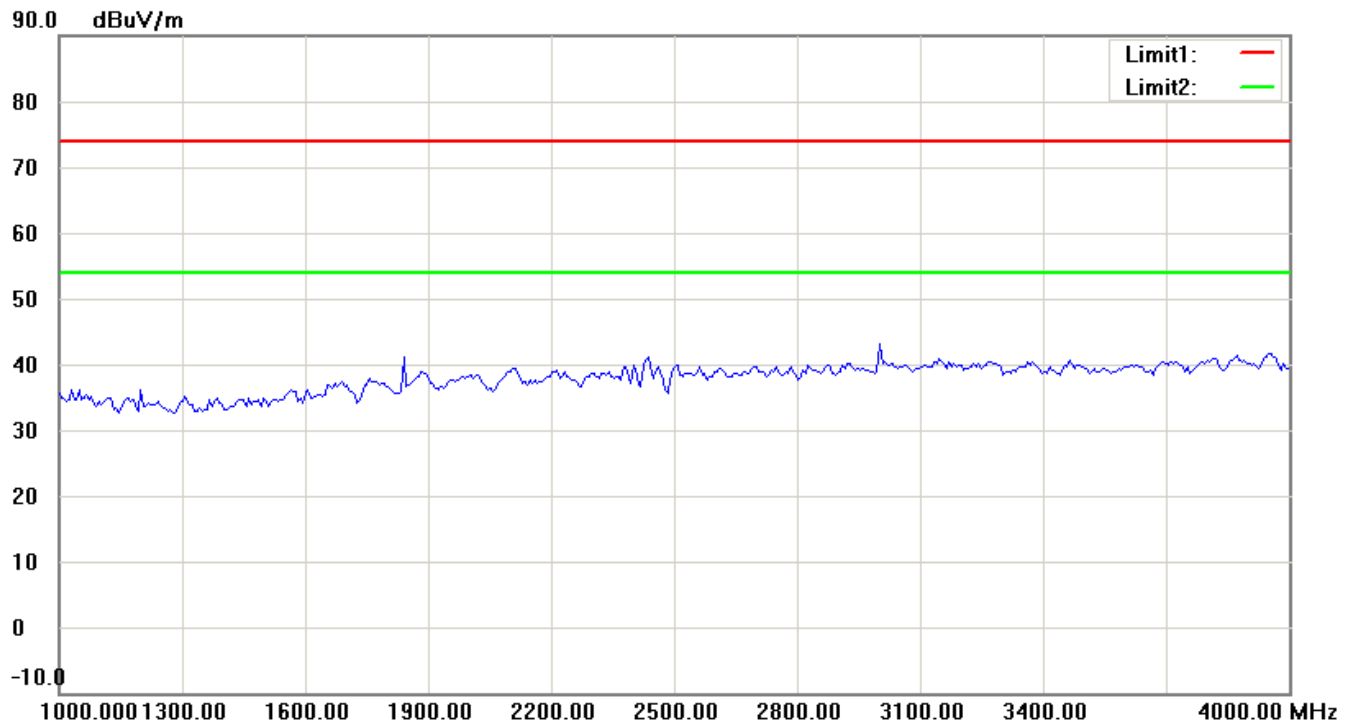
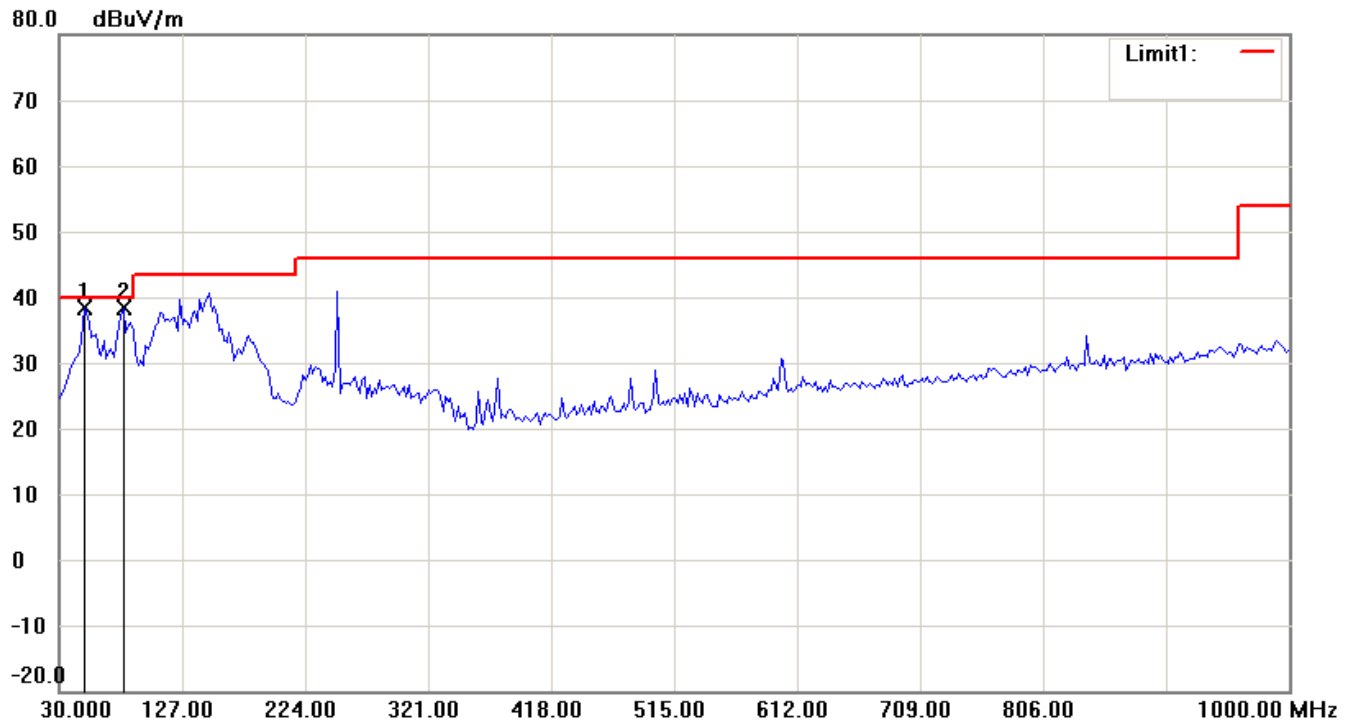
1. The attached measurement plots are preliminarily pre-scanned with peak detector for determining the final checking frequencies and are for reference only.
2. The some frequencies may exceed the limit line without the specified detectors, but that cannot present the results are failed to the specification of test standard.
3. For corrected test results are listed in the relevant table of radiated test data of this test report.



Registration number: W6M21301-12981-C-1

FCC ID: YEI-N305213A

## Antenna Polarization V



Up Line: Peak Limit Line Down Line: Ave Limit Line

Note:

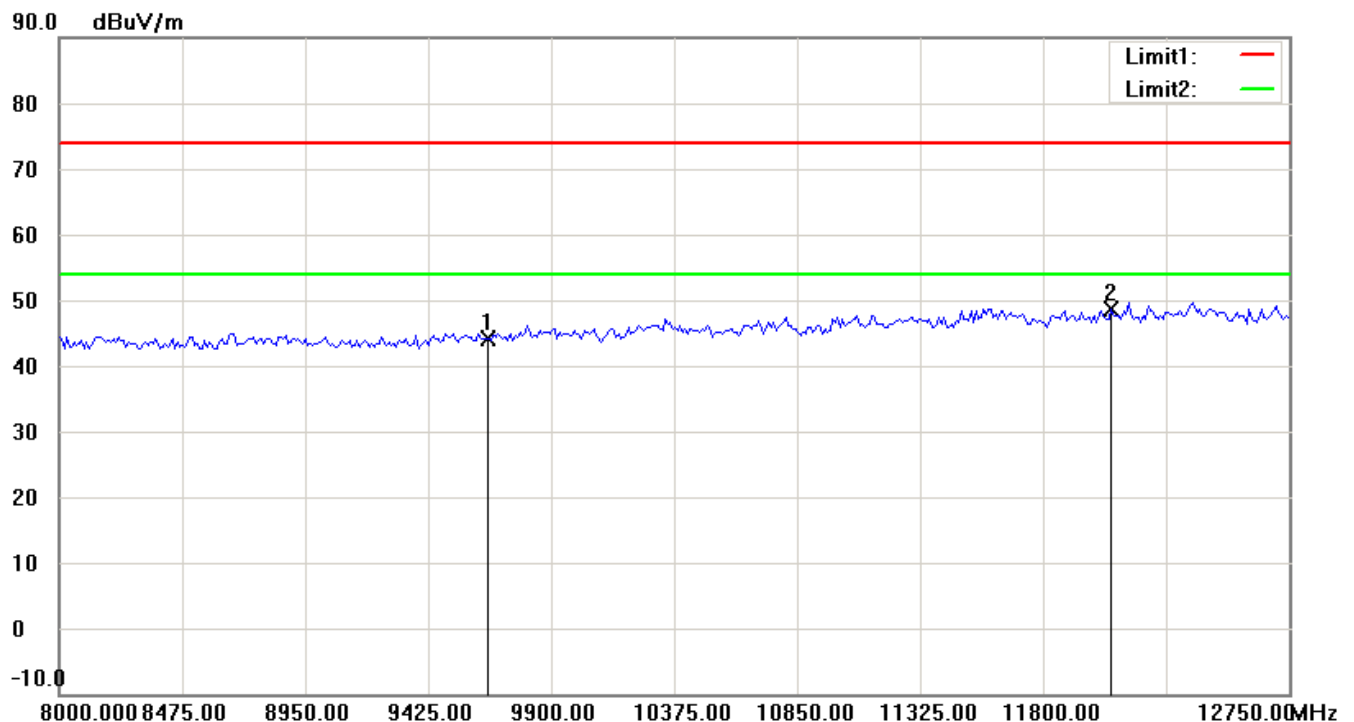
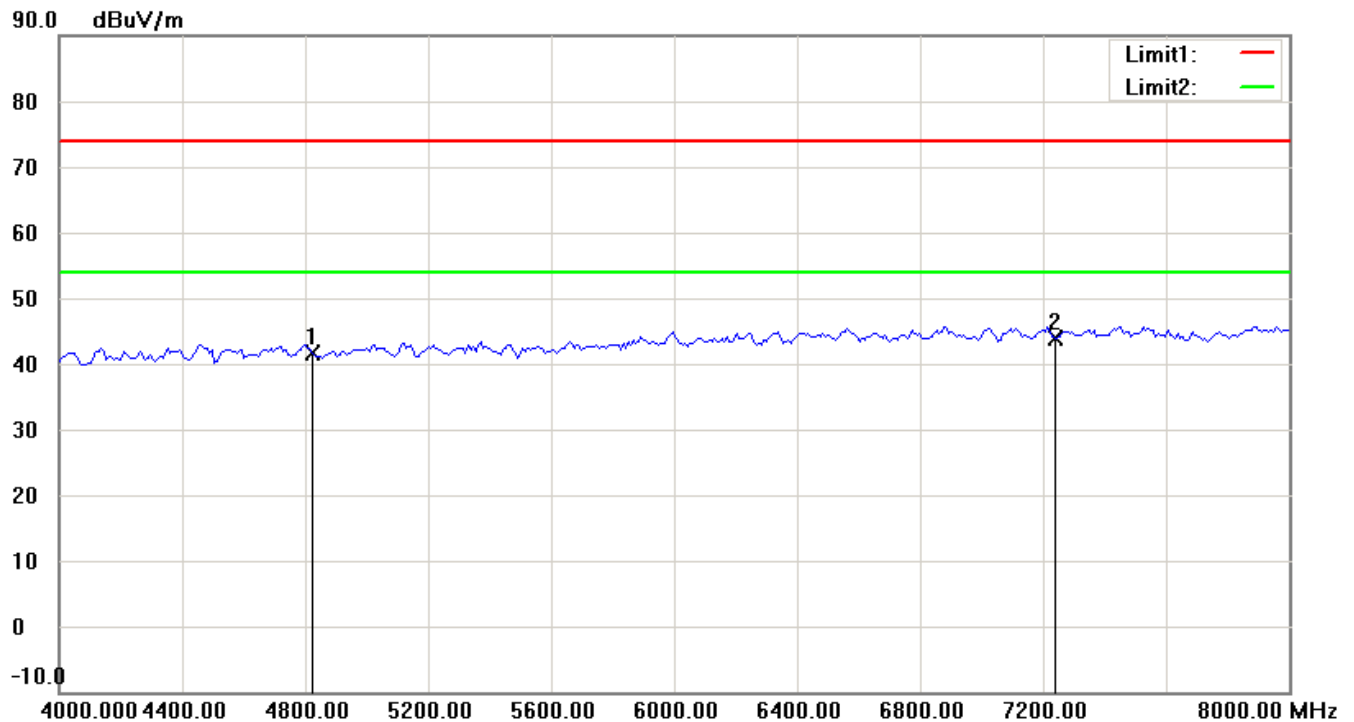
1. The attached measurement plots are preliminarily pre-scanned with peak detector for determining the final checking frequencies and are for reference only.
2. The some frequencies may exceed the limit line without the specified detectors, but that cannot present the results are failed to the specification of test standard.
3. For corrected test results are listed in the relevant table of radiated test data of this test report.



# Worldwide Testing Services(Taiwan) Co., Ltd.

Registration number: W6M21301-12981-C-1

FCC ID: YEI-N305213A



Up Line: Peak Limit Line Down Line: Ave Limit Line

Note:

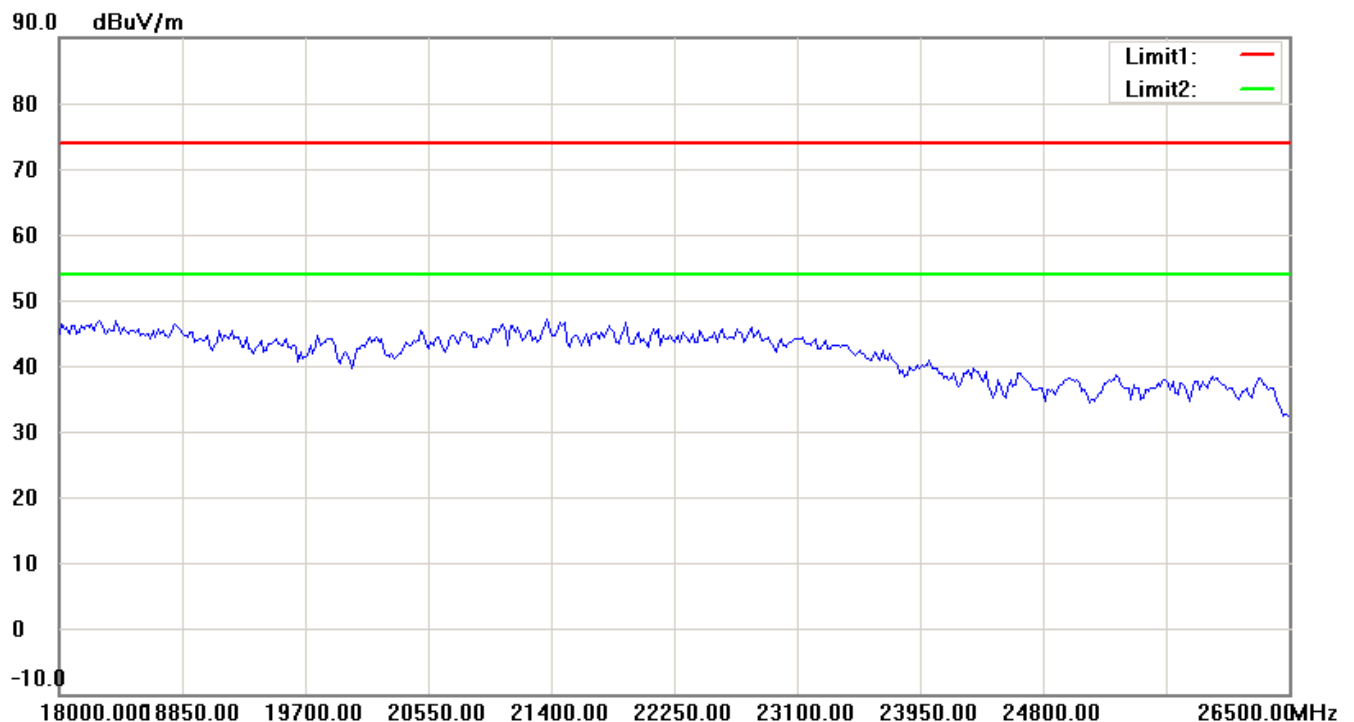
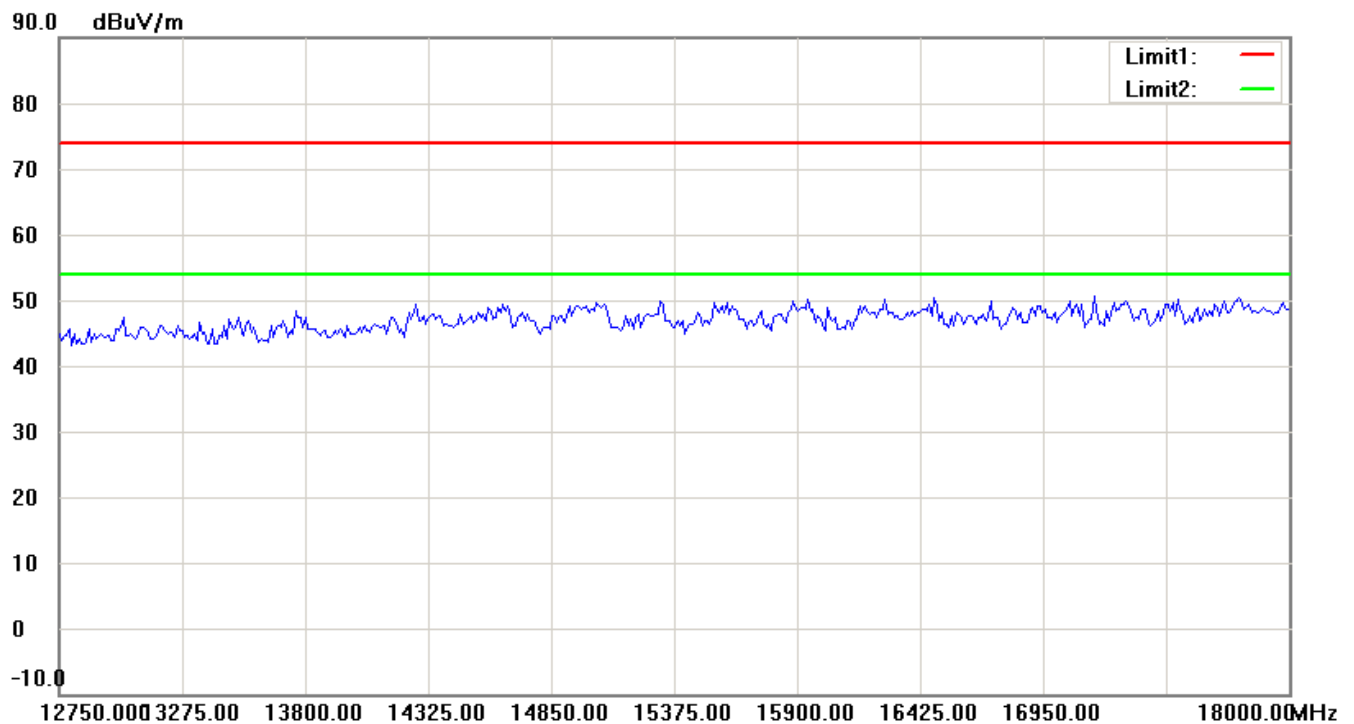
1. The attached measurement plots are preliminarily pre-scanned with peak detector for determining the final checking frequencies and are for reference only.
2. The some frequencies may exceed the limit line without the specified detectors, but that cannot present the results are failed to the specification of test standard.
3. For corrected test results are listed in the relevant table of radiated test data of this test report.



# Worldwide Testing Services(Taiwan) Co., Ltd.

Registration number: W6M21301-12981-C-1

FCC ID: YEI-N305213A



Up Line: Peak Limit Line Down Line: Ave Limit Line

Note:

1. The attached measurement plots are preliminarily pre-scanned with peak detector for determining the final checking frequencies and are for reference only.
2. The some frequencies may exceed the limit line without the specified detectors, but that cannot present the results are failed to the specification of test standard.
3. For corrected test results are listed in the relevant table of radiated test data of this test report.

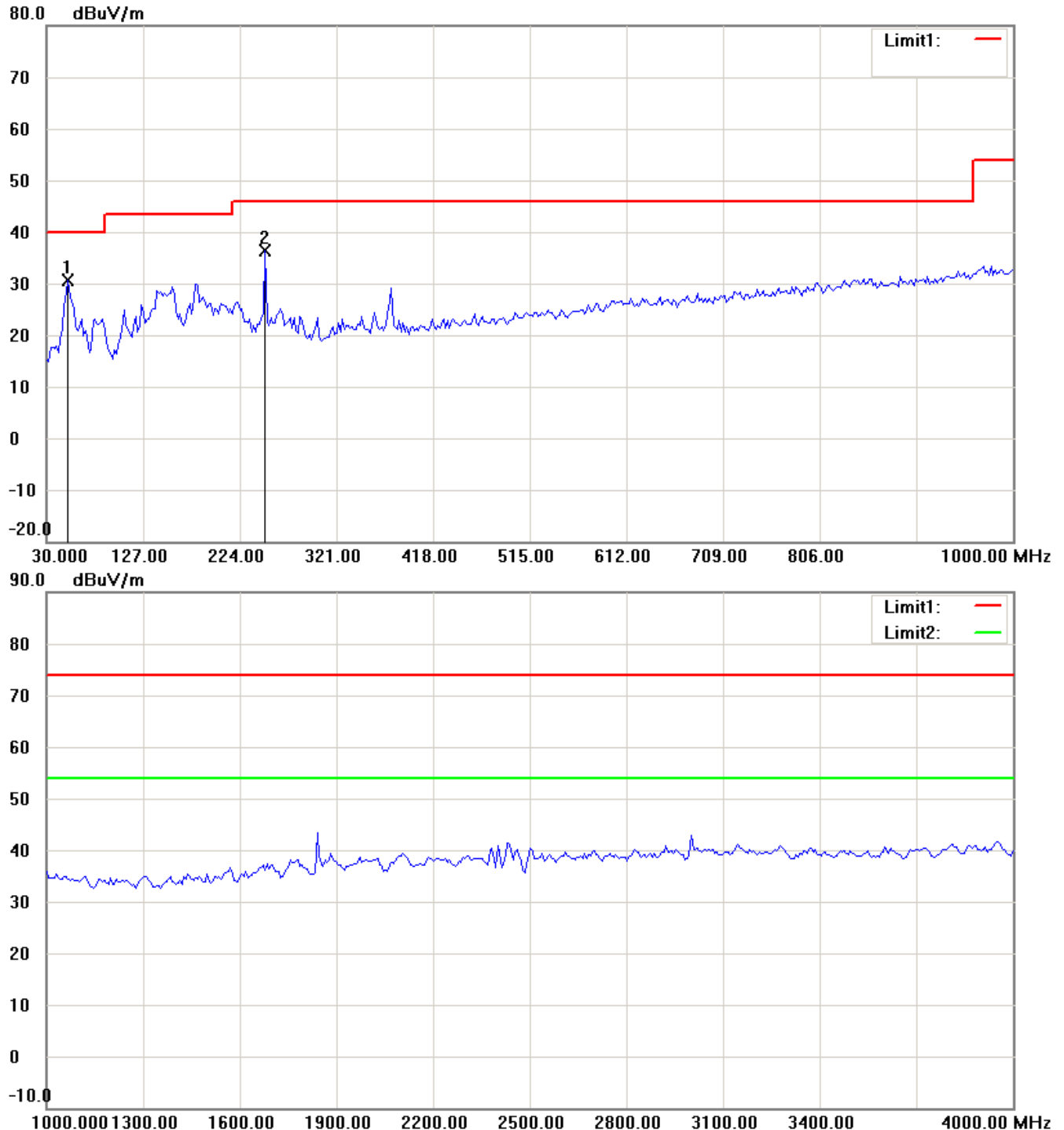


Registration number: W6M21301-12981-C-1

FCC ID: YEI-N305213A

CH6

Antenna Polarization H



Up Line: Peak Limit Line Down Line: Ave Limit Line

Note:

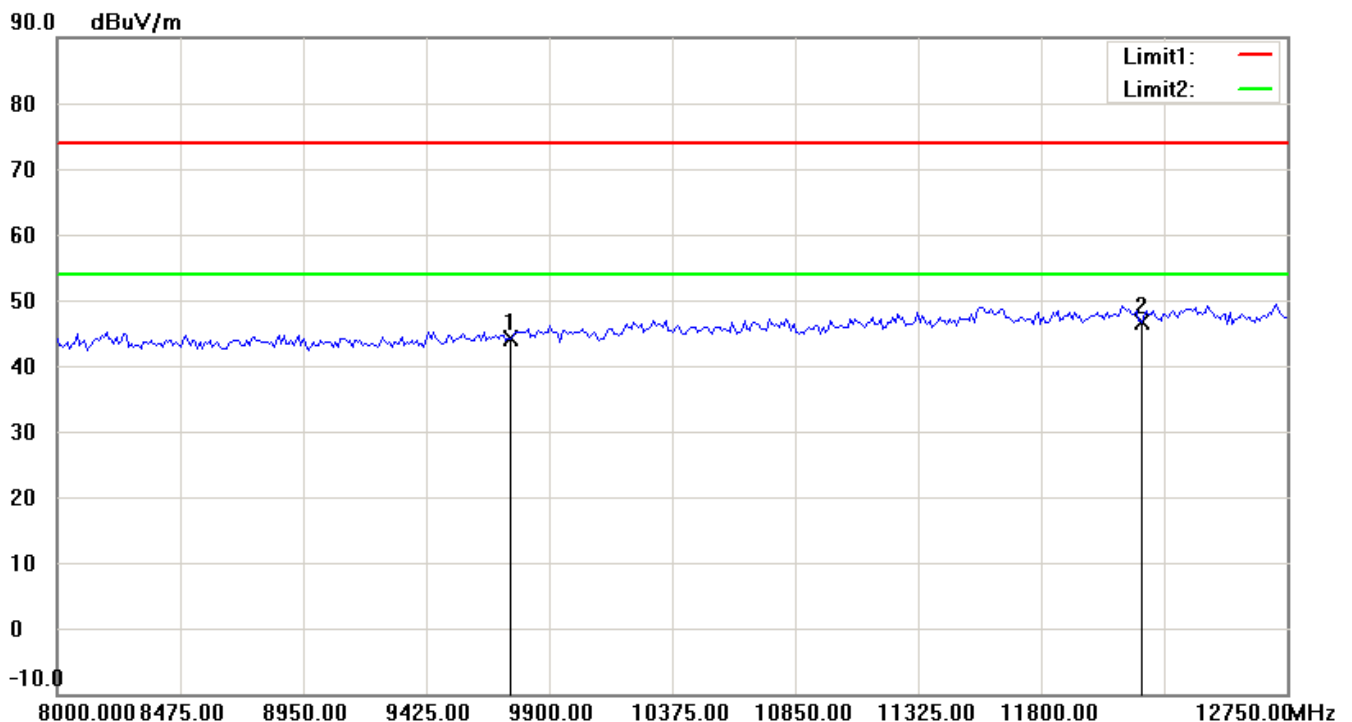
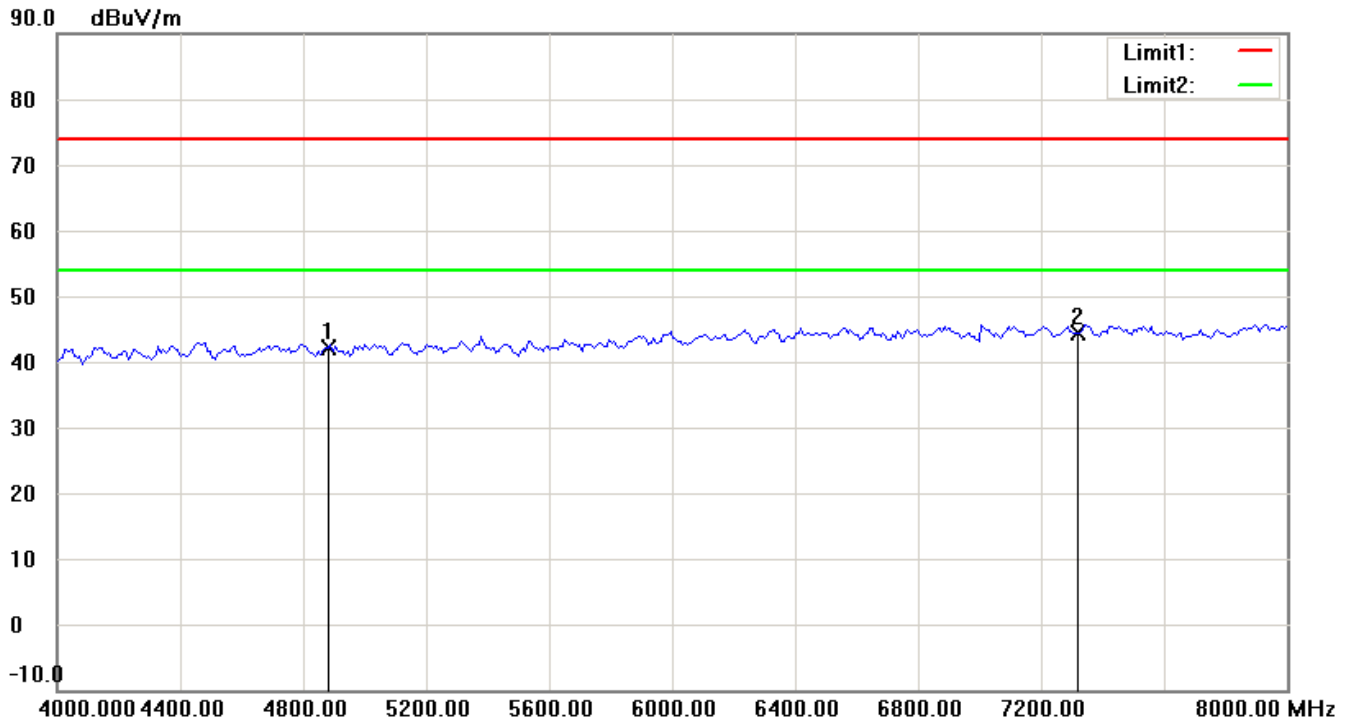
1. The attached measurement plots are preliminarily pre-scanned with peak detector for determining the final checking frequencies and are for reference only.
2. The some frequencies may exceed the limit line without the specified detectors, but that cannot present the results are failed to the specification of test standard.
3. For corrected test results are listed in the relevant table of radiated test data of this test report.



# Worldwide Testing Services(Taiwan) Co., Ltd.

Registration number: W6M21301-12981-C-1

FCC ID: YEI-N305213A



Up Line: Peak Limit Line Down Line: Ave Limit Line

Note:

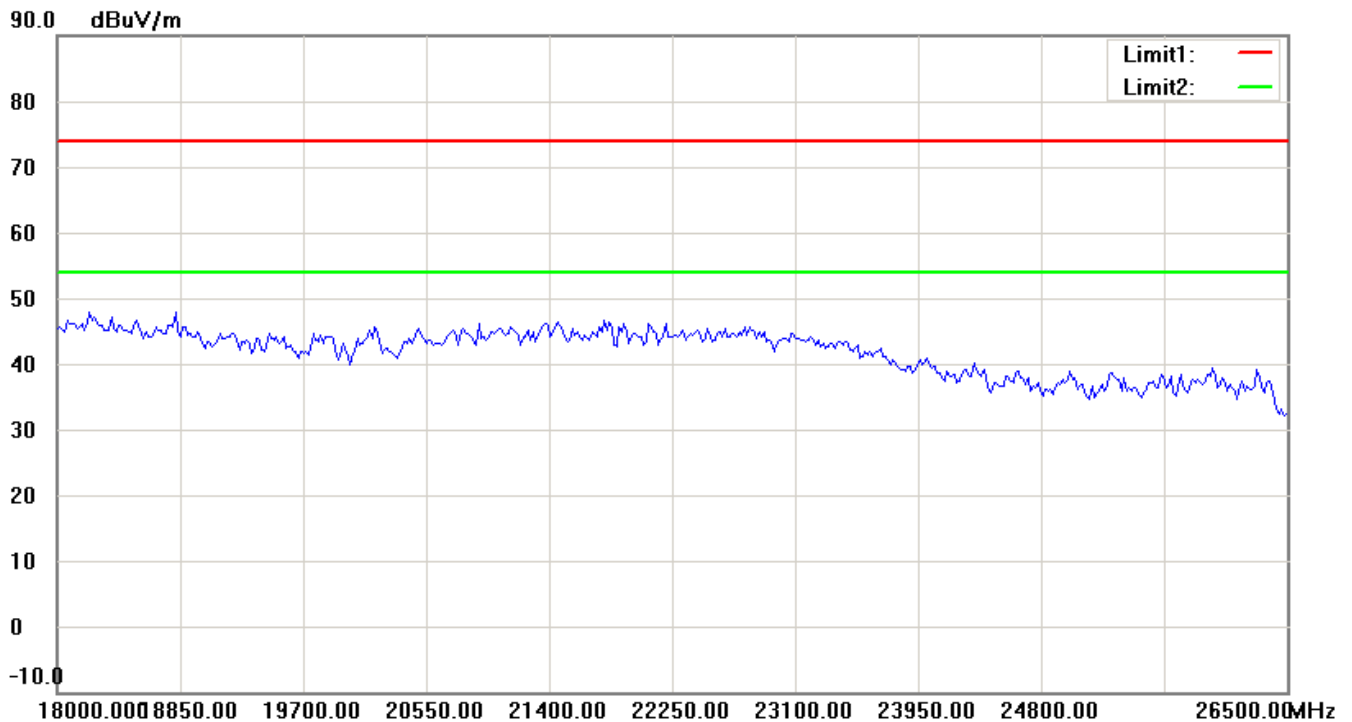
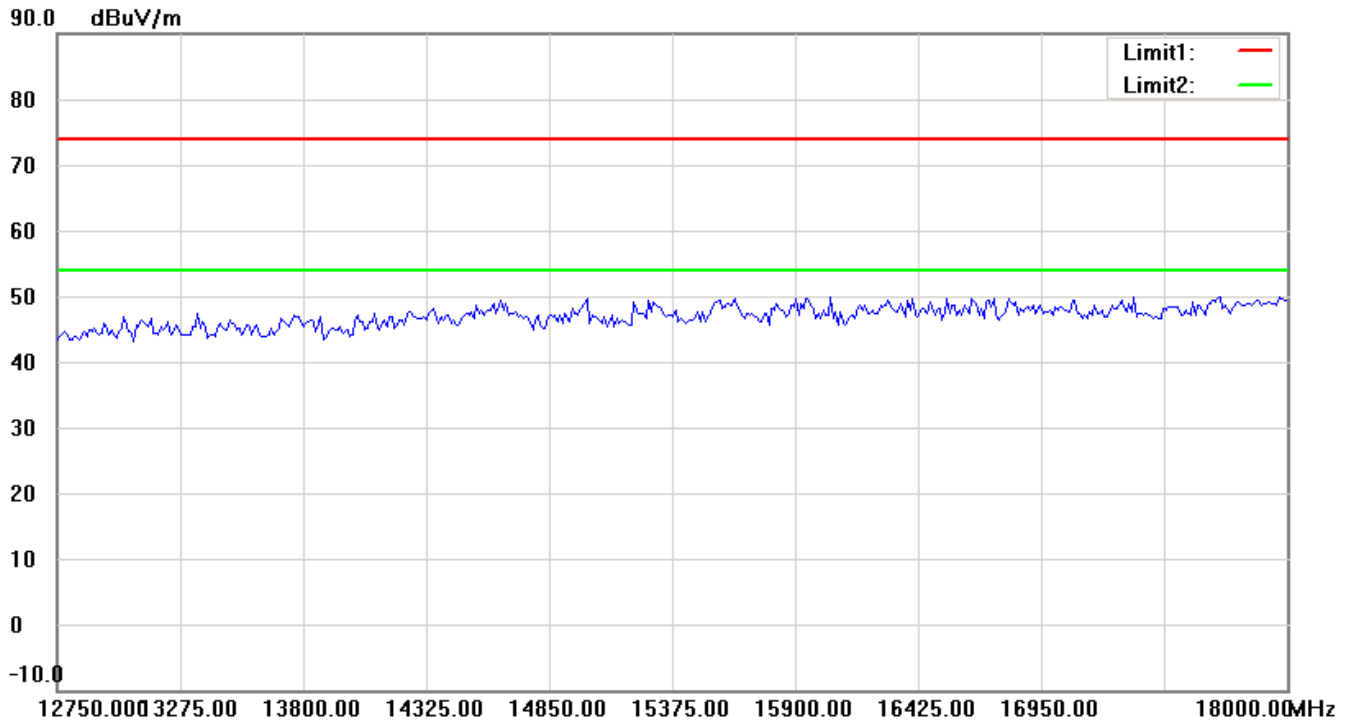
1. The attached measurement plots are preliminarily pre-scanned with peak detector for determining the final checking frequencies and are for reference only.
2. The some frequencies may exceed the limit line without the specified detectors, but that cannot present the results are failed to the specification of test standard.
3. For corrected test results are listed in the relevant table of radiated test data of this test report.



# Worldwide Testing Services(Taiwan) Co., Ltd.

Registration number: W6M21301-12981-C-1

FCC ID: YEI-N305213A



Up Line: Peak Limit Line Down Line: Ave Limit Line

Note:

1. The attached measurement plots are preliminarily pre-scanned with peak detector for determining the final checking frequencies and are for reference only.
2. The some frequencies may exceed the limit line without the specified detectors, but that cannot present the results are failed to the specification of test standard.
3. For corrected test results are listed in the relevant table of radiated test data of this test report.

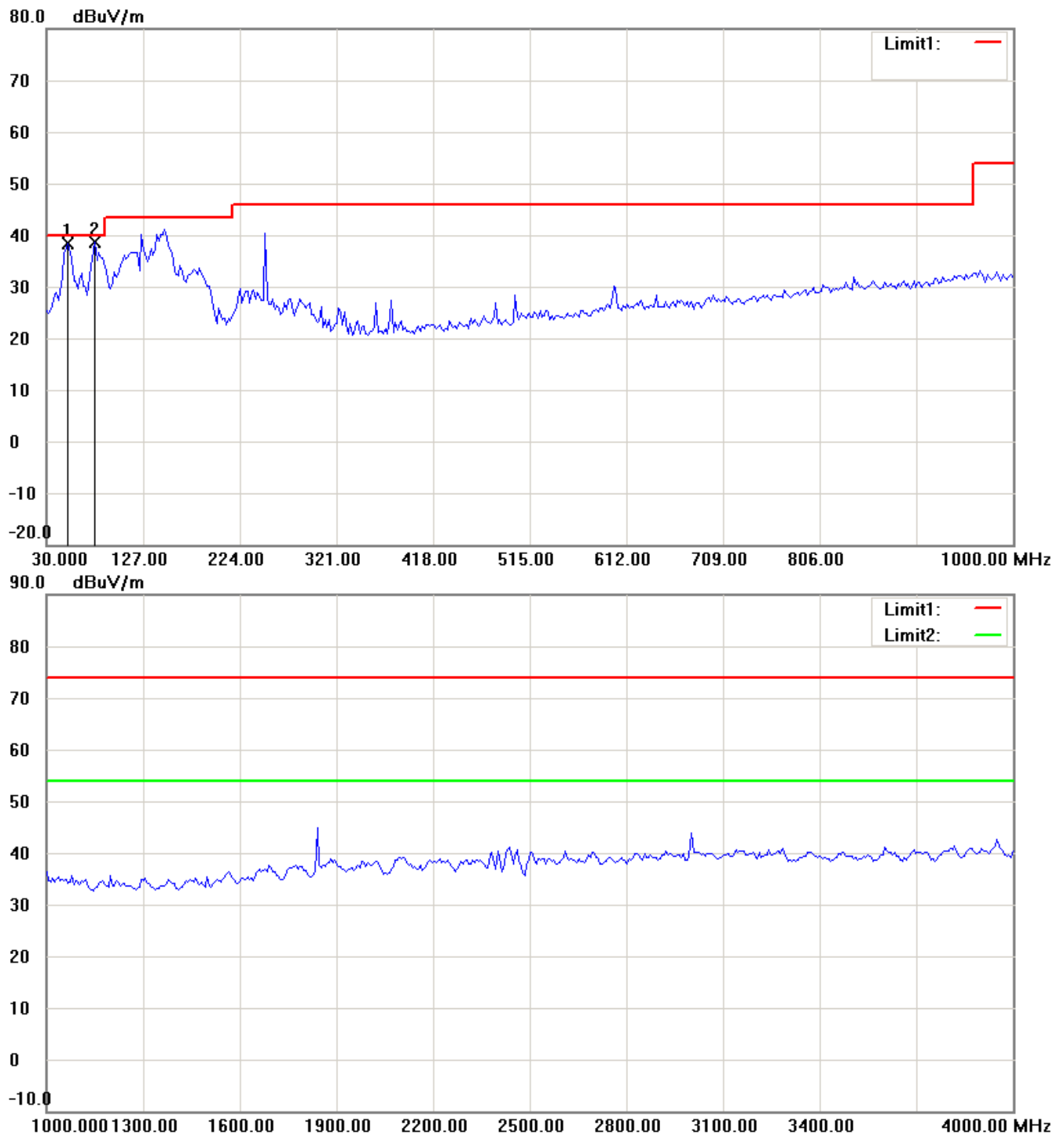




Registration number: W6M21301-12981-C-1

FCC ID: YEI-N305213A

## Antenna Polarization V



Up Line: Peak Limit Line Down Line: Ave Limit Line

Note:

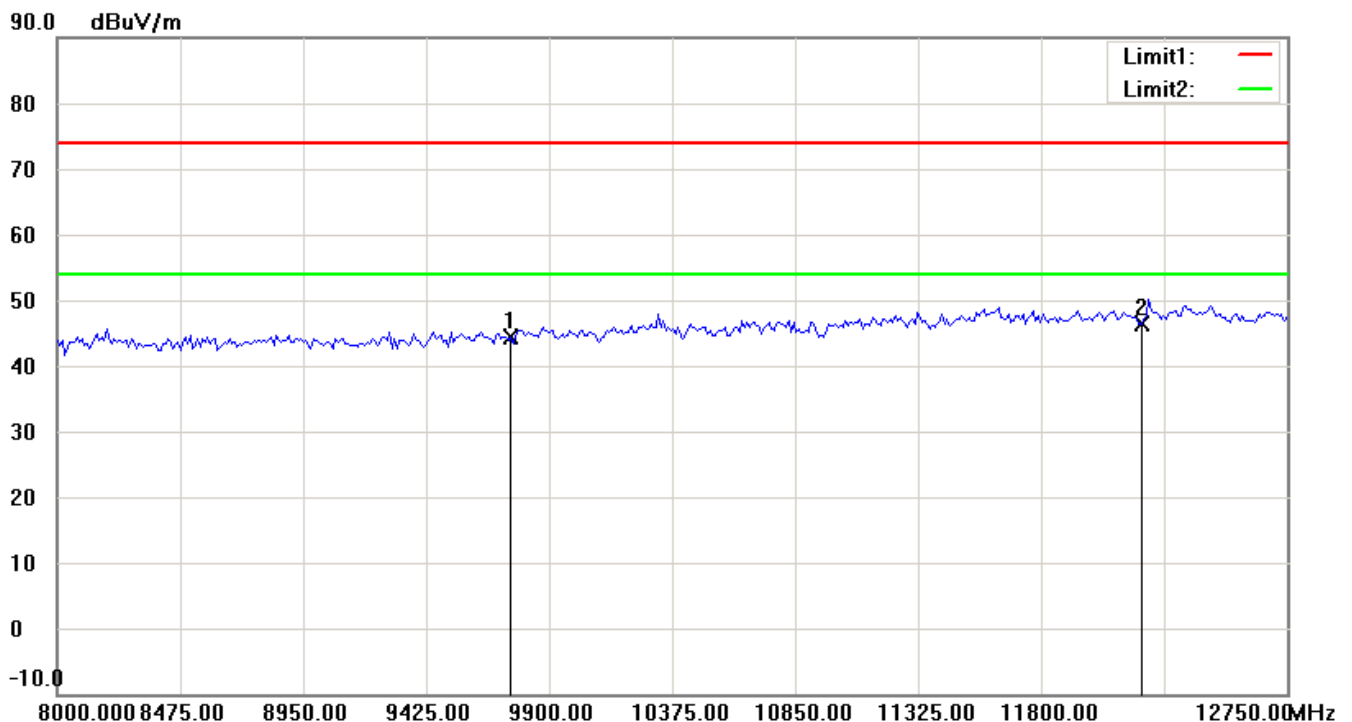
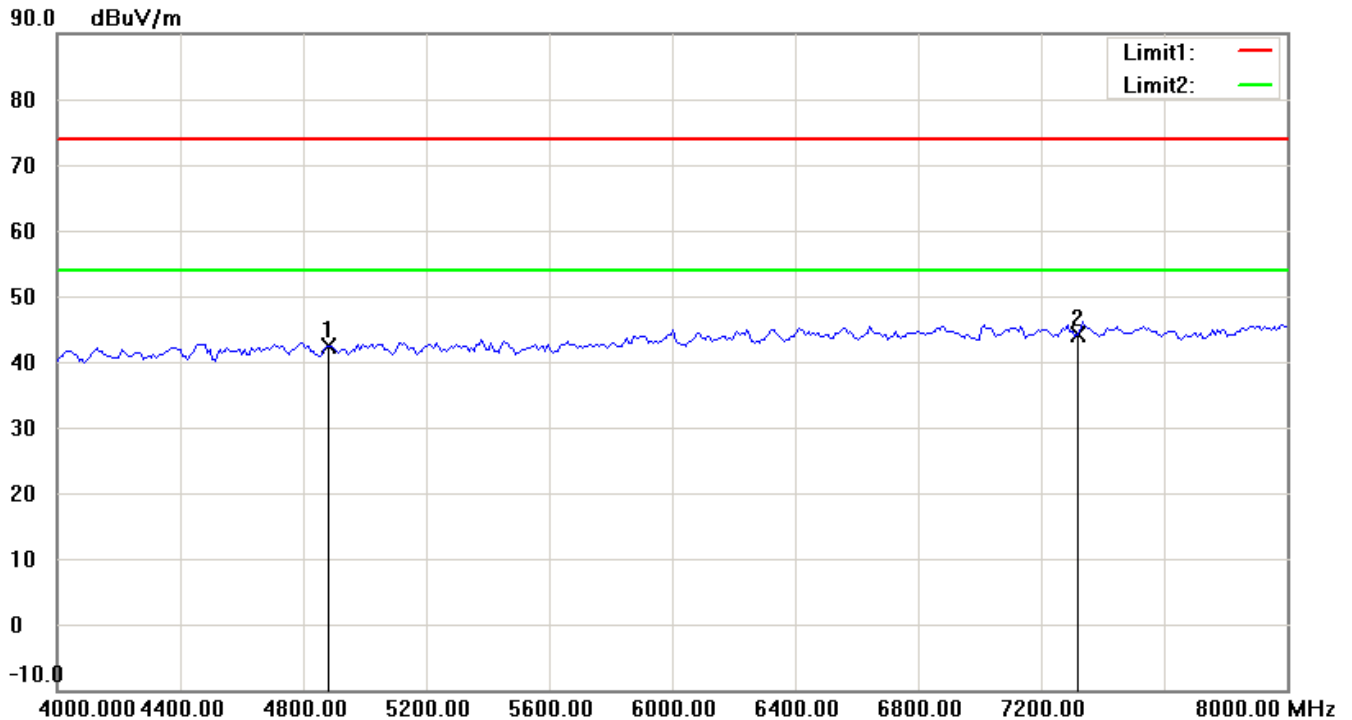
1. The attached measurement plots are preliminarily pre-scanned with peak detector for determining the final checking frequencies and are for reference only.
2. The some frequencies may exceed the limit line without the specified detectors, but that cannot present the results are failed to the specification of test standard.
3. For corrected test results are listed in the relevant table of radiated test data of this test report.



# Worldwide Testing Services(Taiwan) Co., Ltd.

Registration number: W6M21301-12981-C-1

FCC ID: YEI-N305213A



Up Line: Peak Limit Line Down Line: Ave Limit Line

Note:

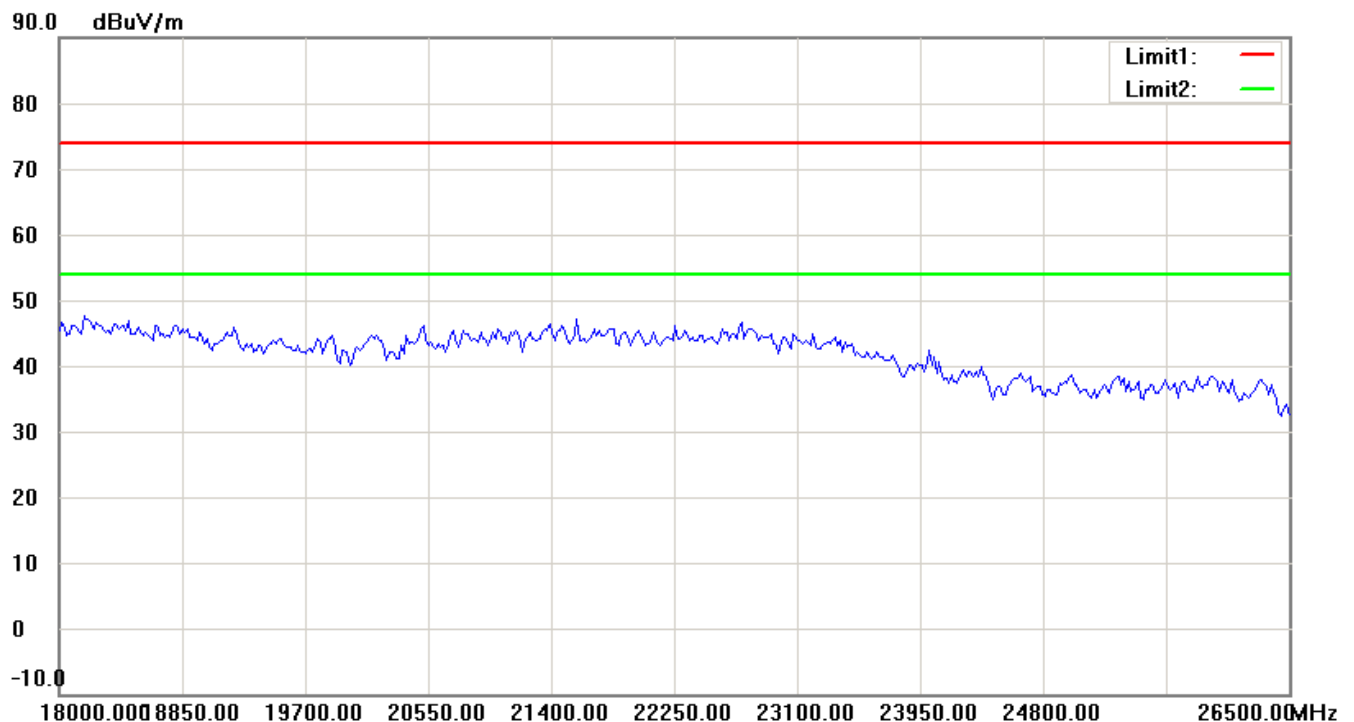
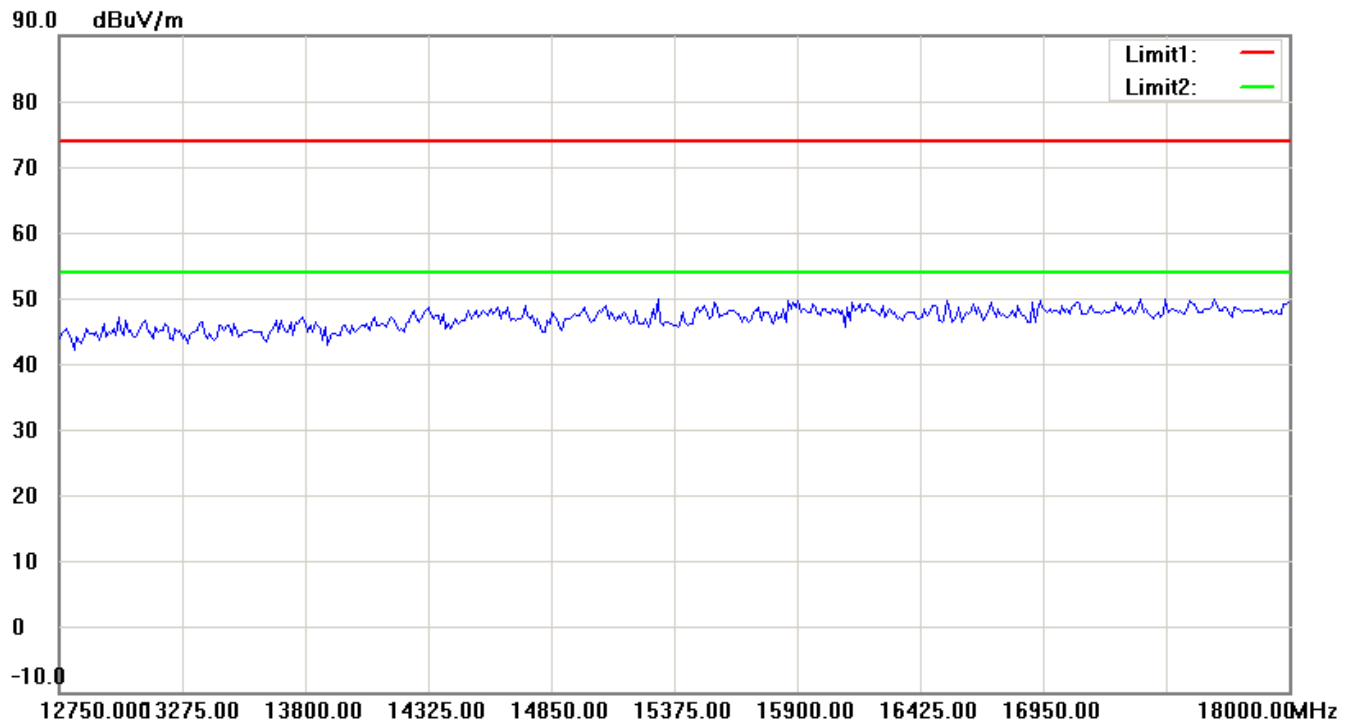
1. The attached measurement plots are preliminarily pre-scanned with peak detector for determining the final checking frequencies and are for reference only.
2. The some frequencies may exceed the limit line without the specified detectors, but that cannot present the results are failed to the specification of test standard.
3. For corrected test results are listed in the relevant table of radiated test data of this test report.



# Worldwide Testing Services(Taiwan) Co., Ltd.

Registration number: W6M21301-12981-C-1

FCC ID: YEI-N305213A



Up Line: Peak Limit Line Down Line: Ave Limit Line

Note:

1. The attached measurement plots are preliminarily pre-scanned with peak detector for determining the final checking frequencies and are for reference only.
2. The some frequencies may exceed the limit line without the specified detectors, but that cannot present the results are failed to the specification of test standard.
3. For corrected test results are listed in the relevant table of radiated test data of this test report.

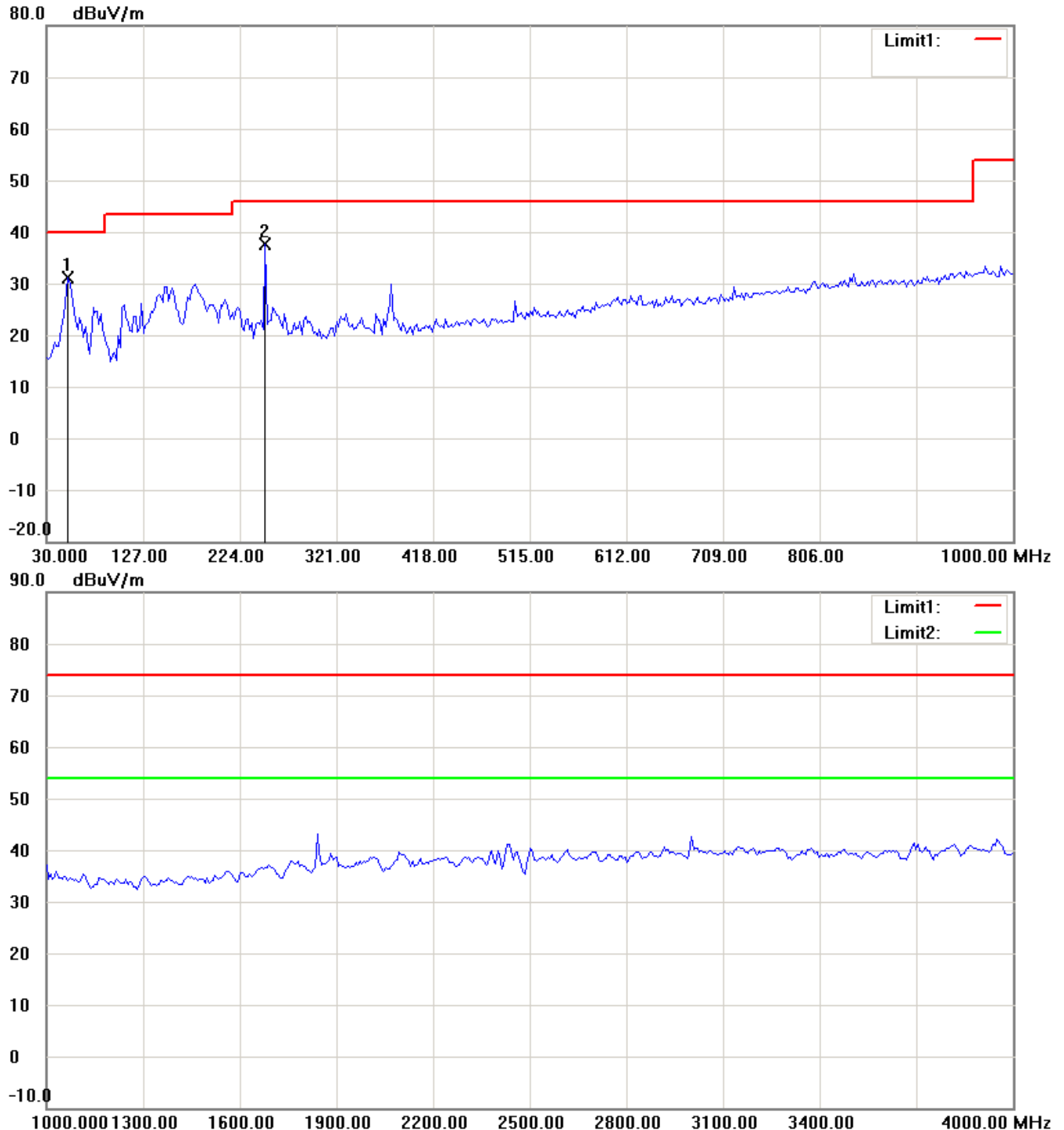


Registration number: W6M21301-12981-C-1

FCC ID: YEI-N305213A

CH11


Antenna Polarization H



Up Line: Peak Limit Line Down Line: Ave Limit Line

Note:

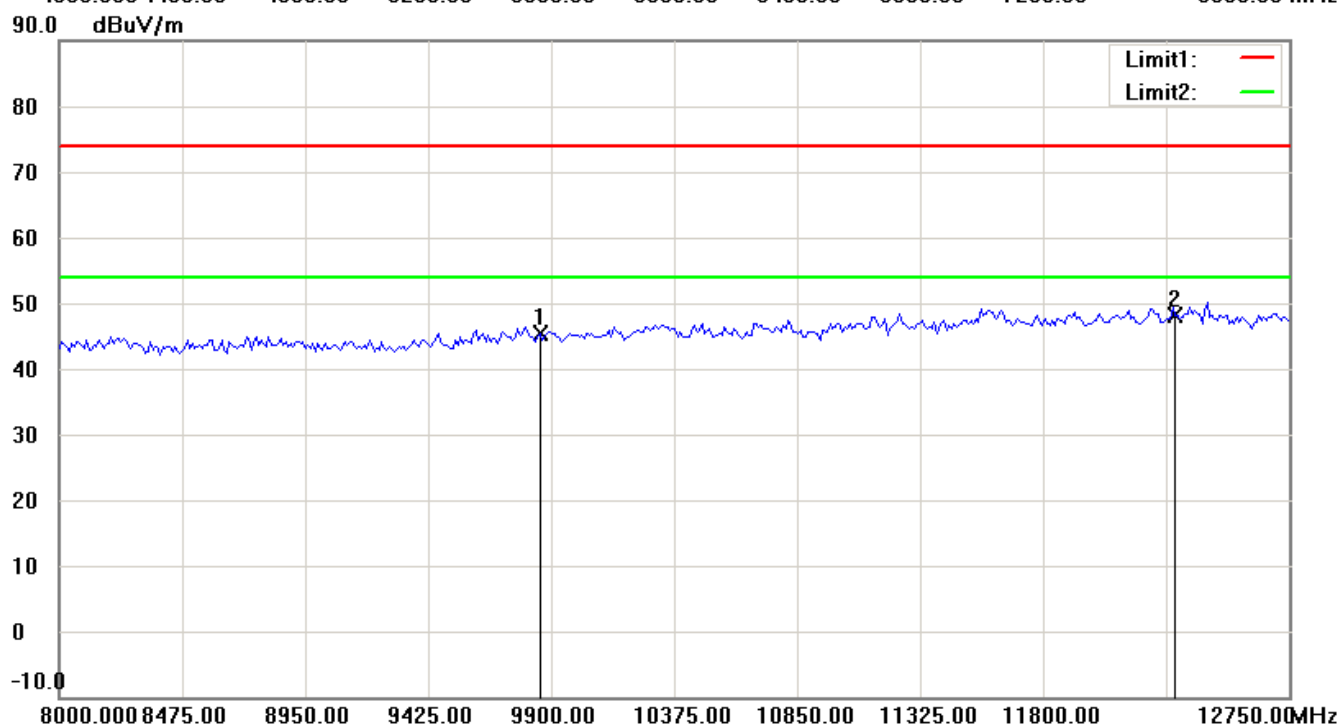
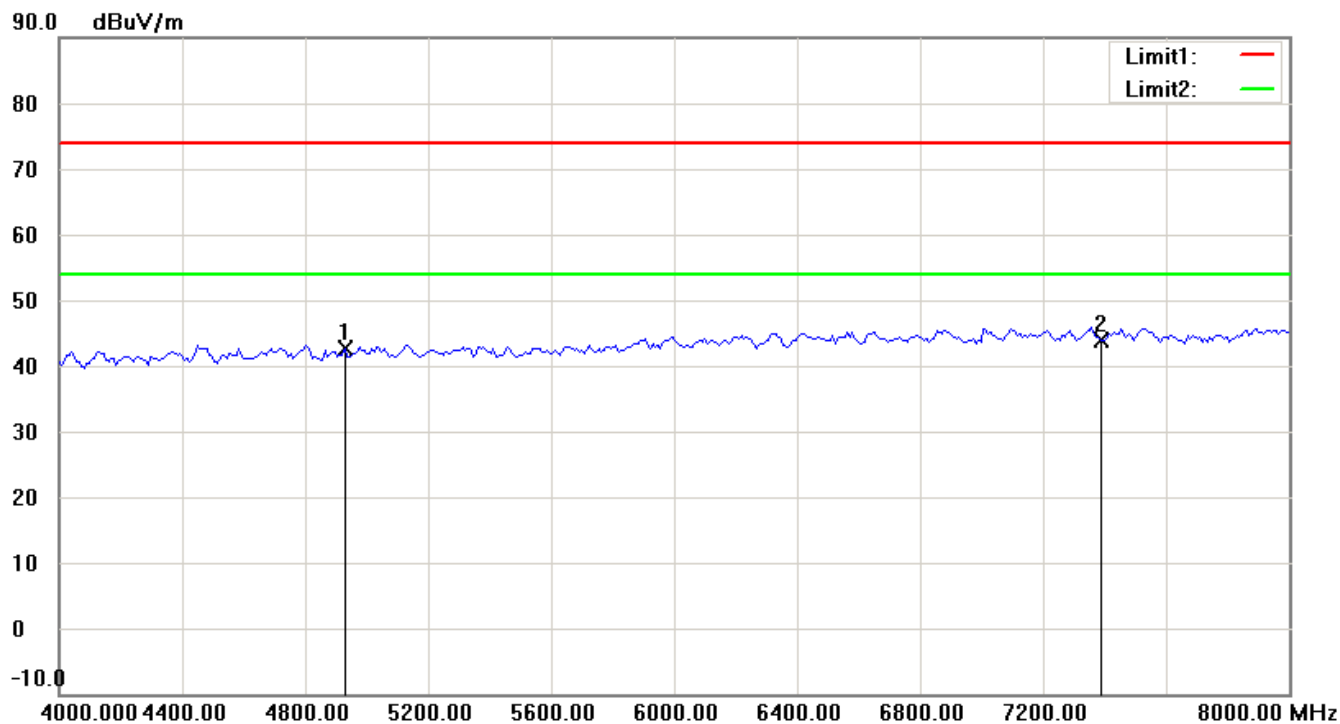
1. The attached measurement plots are preliminarily pre-scanned with peak detector for determining the final checking frequencies and are for reference only.
2. The some frequencies may exceed the limit line without the specified detectors, but that cannot present the results are failed to the specification of test standard.
3. For corrected test results are listed in the relevant table of radiated test data of this test report.



# Worldwide Testing Services(Taiwan) Co., Ltd.

Registration number: W6M21301-12981-C-1

FCC ID: YEI-N305213A



Up Line: Peak Limit Line Down Line: Ave Limit Line

Note:

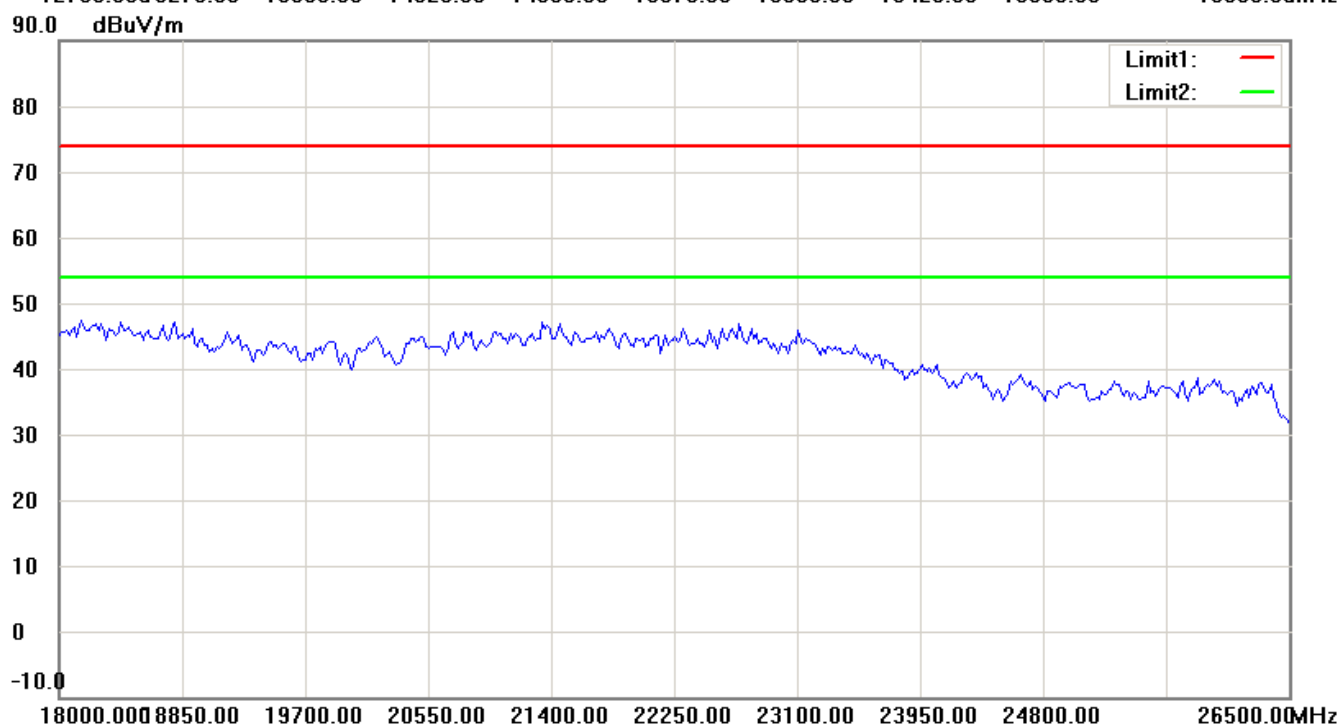
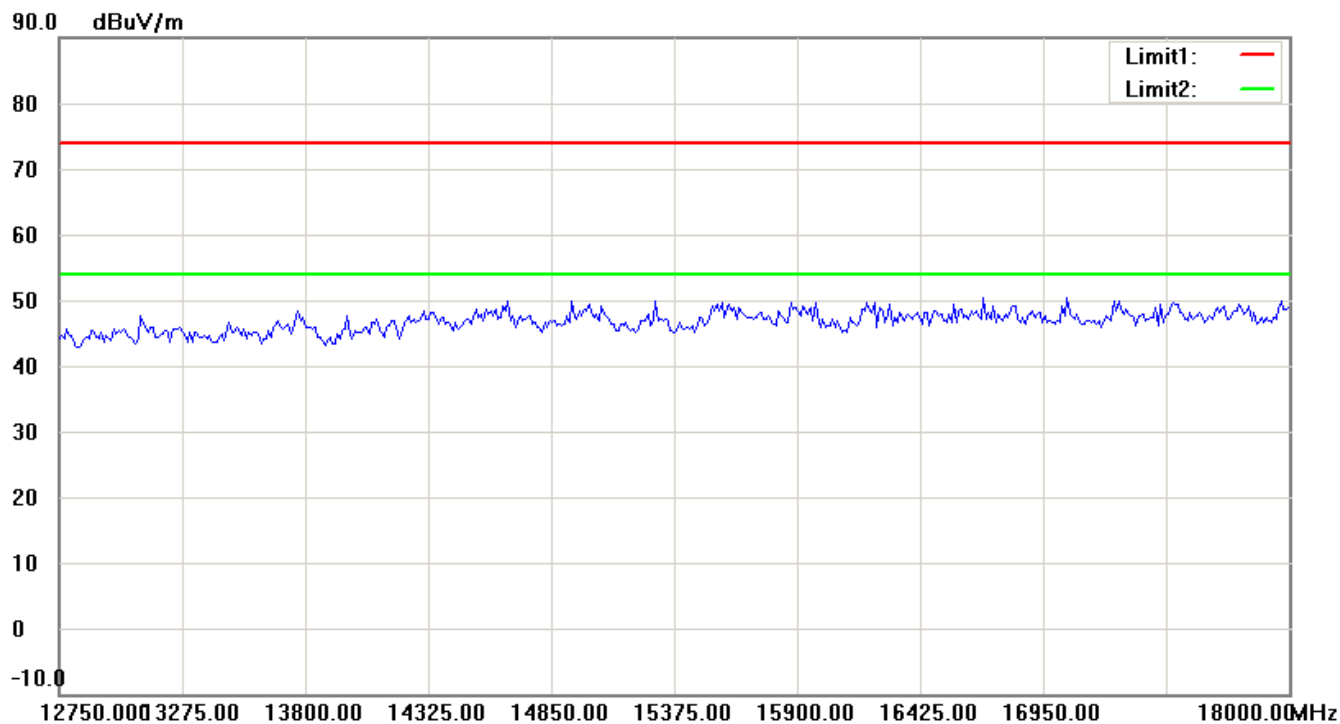
1. The attached measurement plots are preliminarily pre-scanned with peak detector for determining the final checking frequencies and are for reference only.
2. The some frequencies may exceed the limit line without the specified detectors, but that cannot present the results are failed to the specification of test standard.
3. For corrected test results are listed in the relevant table of radiated test data of this test report.



# Worldwide Testing Services(Taiwan) Co., Ltd.

Registration number: W6M21301-12981-C-1

FCC ID: YEI-N305213A



Up Line: Peak Limit Line Down Line: Ave Limit Line

Note:

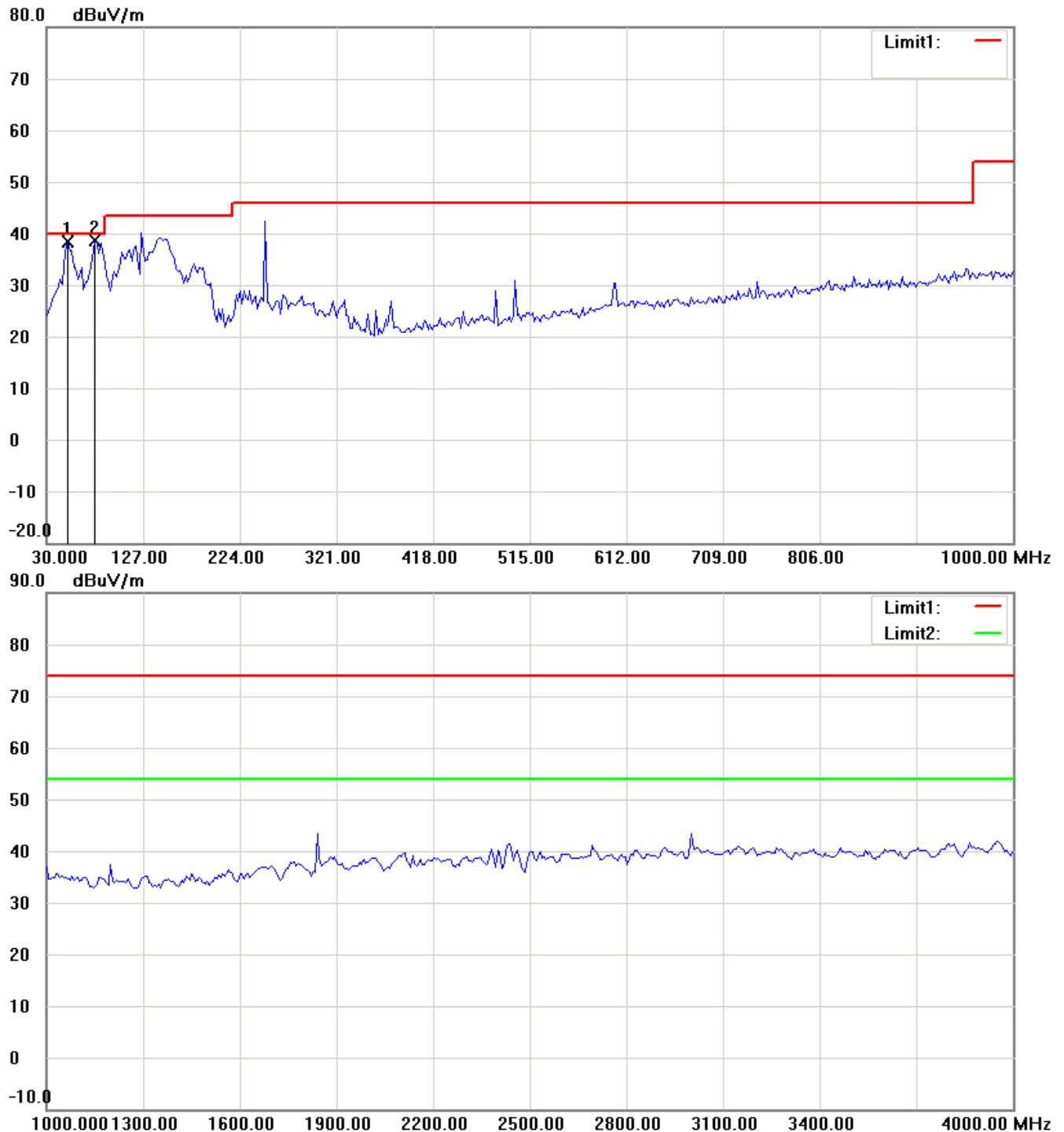
1. The attached measurement plots are preliminarily pre-scanned with peak detector for determining the final checking frequencies and are for reference only.
2. The some frequencies may exceed the limit line without the specified detectors, but that cannot present the results are failed to the specification of test standard.
3. For corrected test results are listed in the relevant table of radiated test data of this test report.



Registration number: W6M21301-12981-C-1

FCC ID: YEI-N305213A


## Antenna Polarization V



Up Line: Peak Limit Line Down Line: Ave Limit Line

Note:

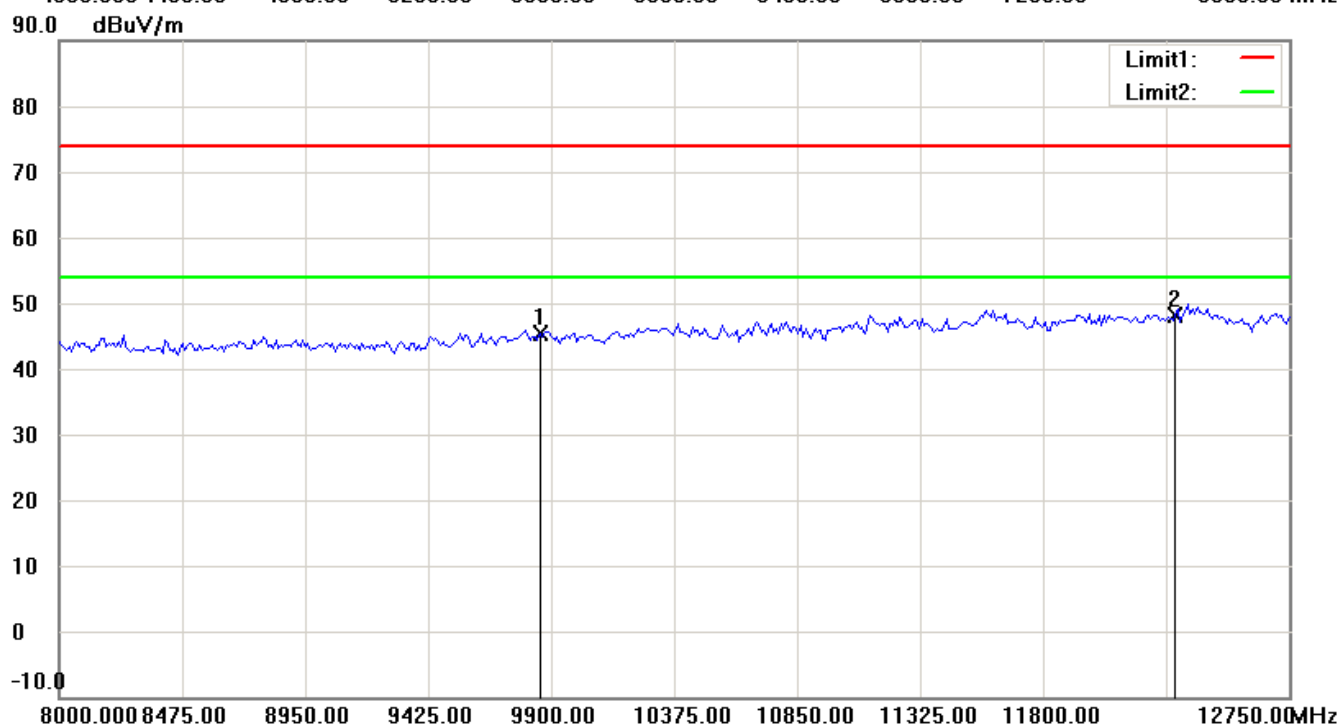
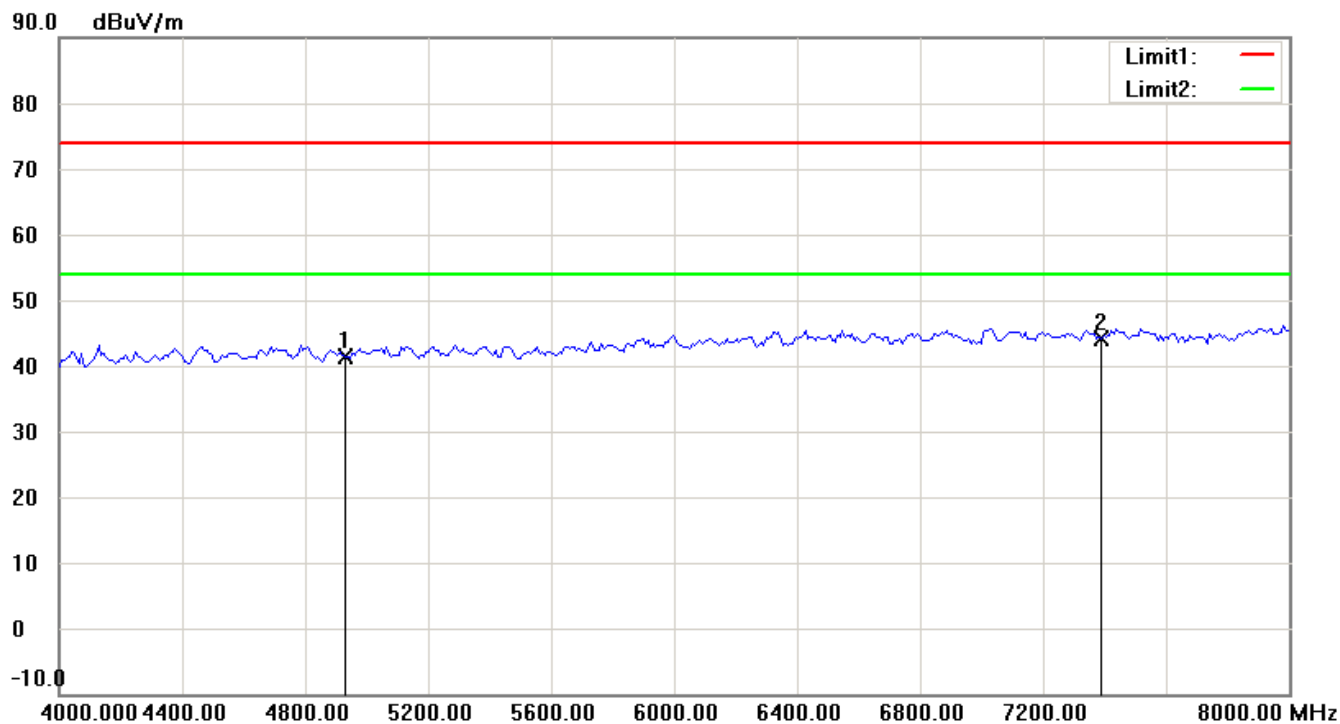
1. The attached measurement plots are preliminarily pre-scanned with peak detector for determining the final checking frequencies and are for reference only.
2. The some frequencies may exceed the limit line without the specified detectors, but that cannot present the results are failed to the specification of test standard.
3. For corrected test results are listed in the relevant table of radiated test data of this test report.



# Worldwide Testing Services(Taiwan) Co., Ltd.

Registration number: W6M21301-12981-C-1

FCC ID: YEI-N305213A



Up Line: Peak Limit Line Down Line: Ave Limit Line

Note:

1. The attached measurement plots are preliminarily pre-scanned with peak detector for determining the final checking frequencies and are for reference only.
2. The some frequencies may exceed the limit line without the specified detectors, but that cannot present the results are failed to the specification of test standard.
3. For corrected test results are listed in the relevant table of radiated test data of this test report.

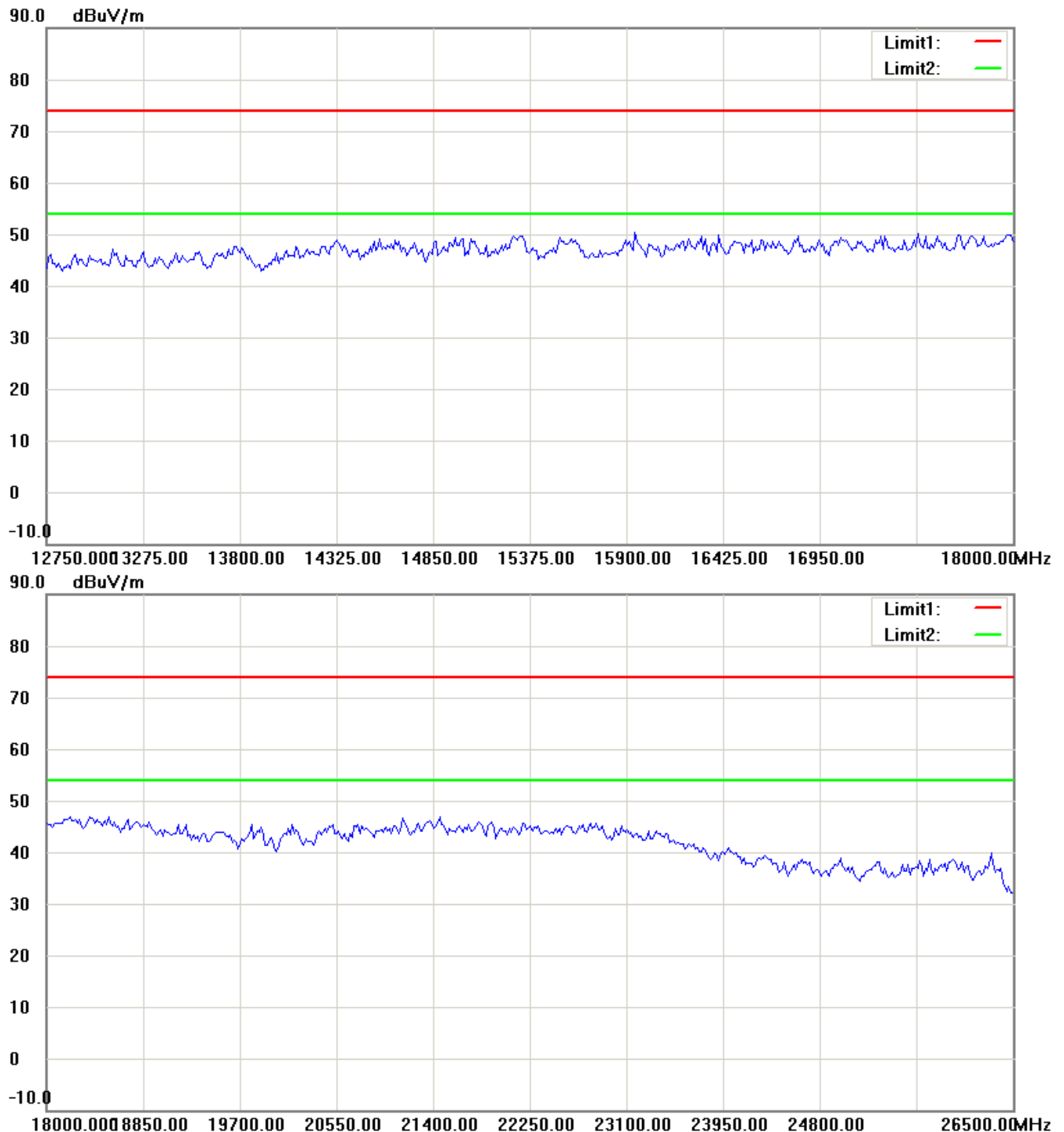




# Worldwide Testing Services(Taiwan) Co., Ltd.

Registration number: W6M21301-12981-C-1


FCC ID: YEI-N305213A



Up Line: Peak Limit Line Down Line: Ave Limit Line

Note:

1. The attached measurement plots are preliminarily pre-scanned with peak detector for determining the final checking frequencies and are for reference only.
2. The some frequencies may exceed the limit line without the specified detectors, but that cannot present the results are failed to the specification of test standard.
3. For corrected test results are listed in the relevant table of radiated test data of this test report.



# Worldwide Testing Services(Taiwan) Co., Ltd.

Registration number: W6M21301-12981-C-1

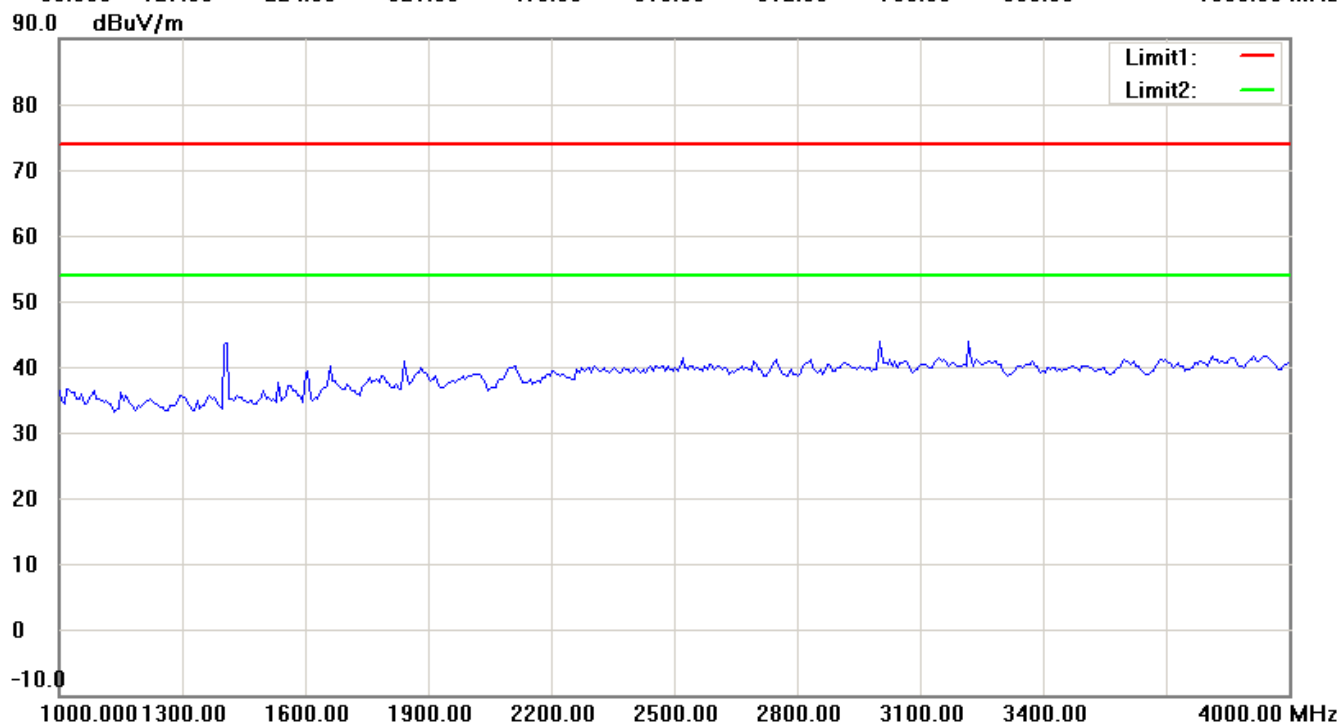
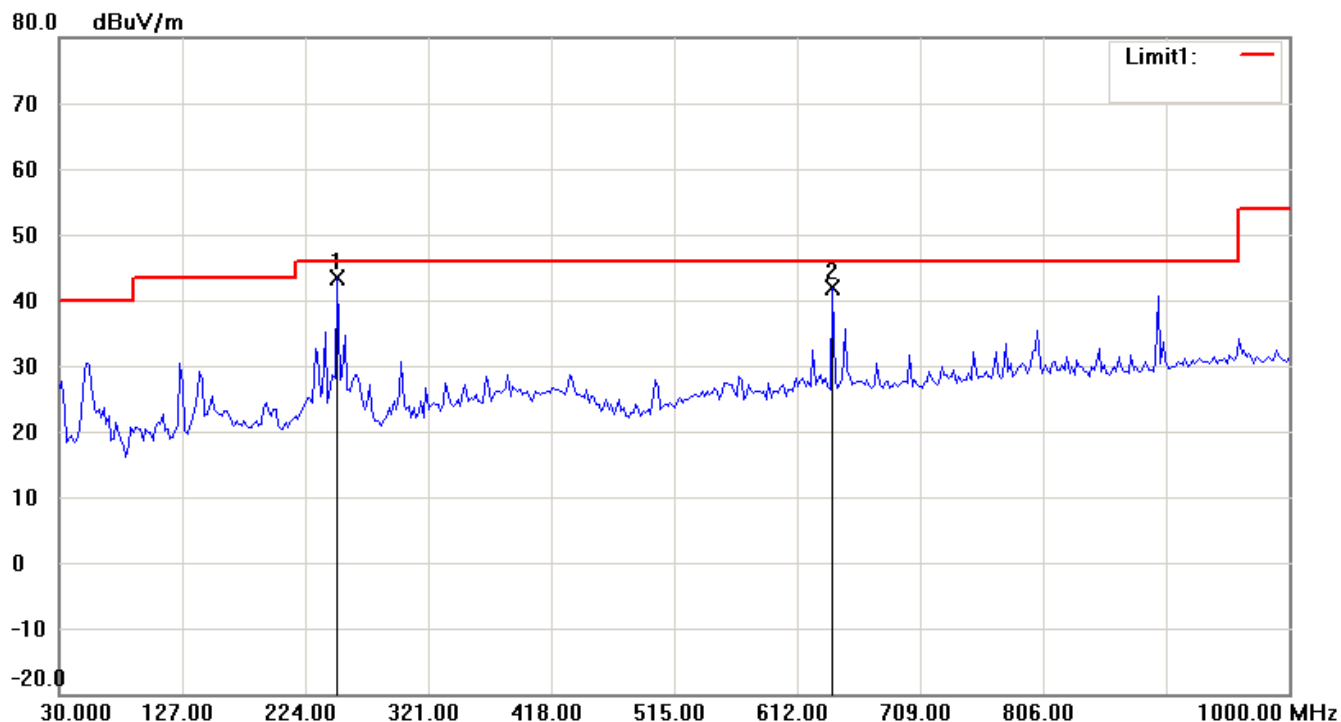
FCC ID: YEI-N305213A

## Port A + Port B

TX 802.11n 20MHz

CH1

Antenna Polarization H



Up Line: Peak Limit Line Down Line: Ave Limit Line

Note:

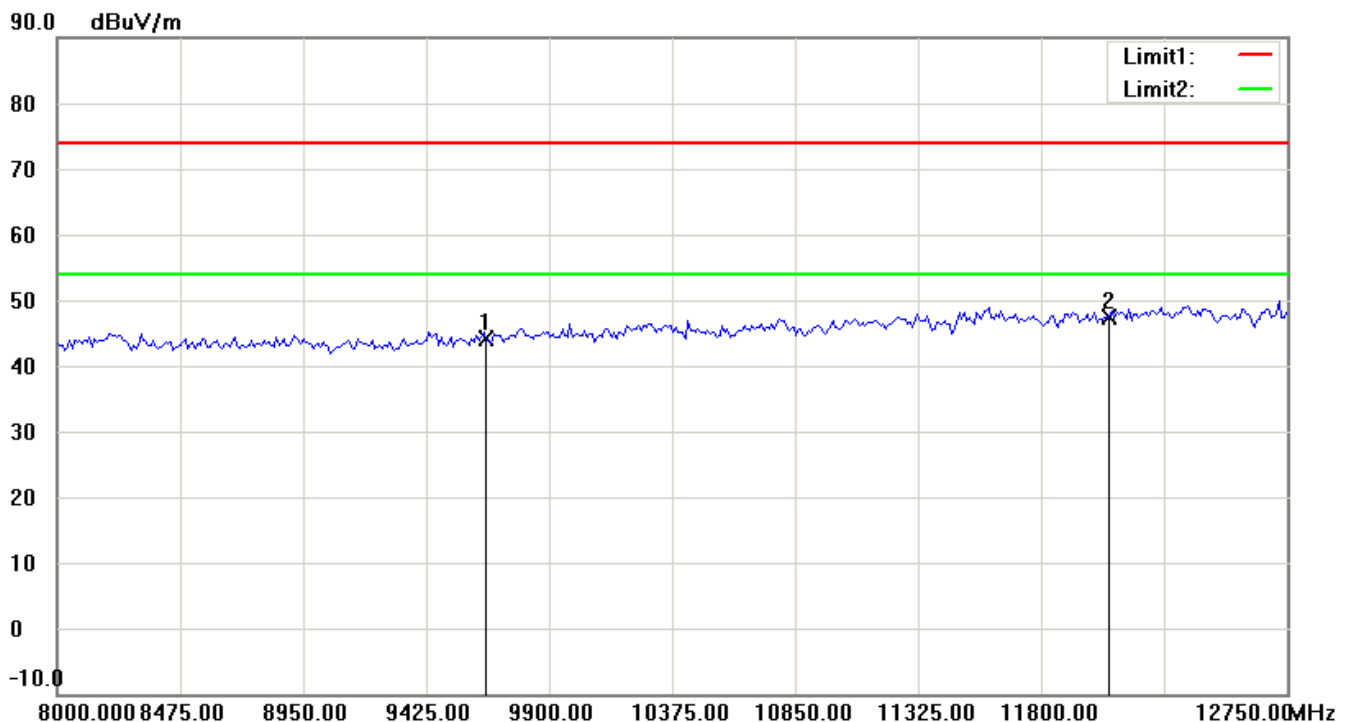
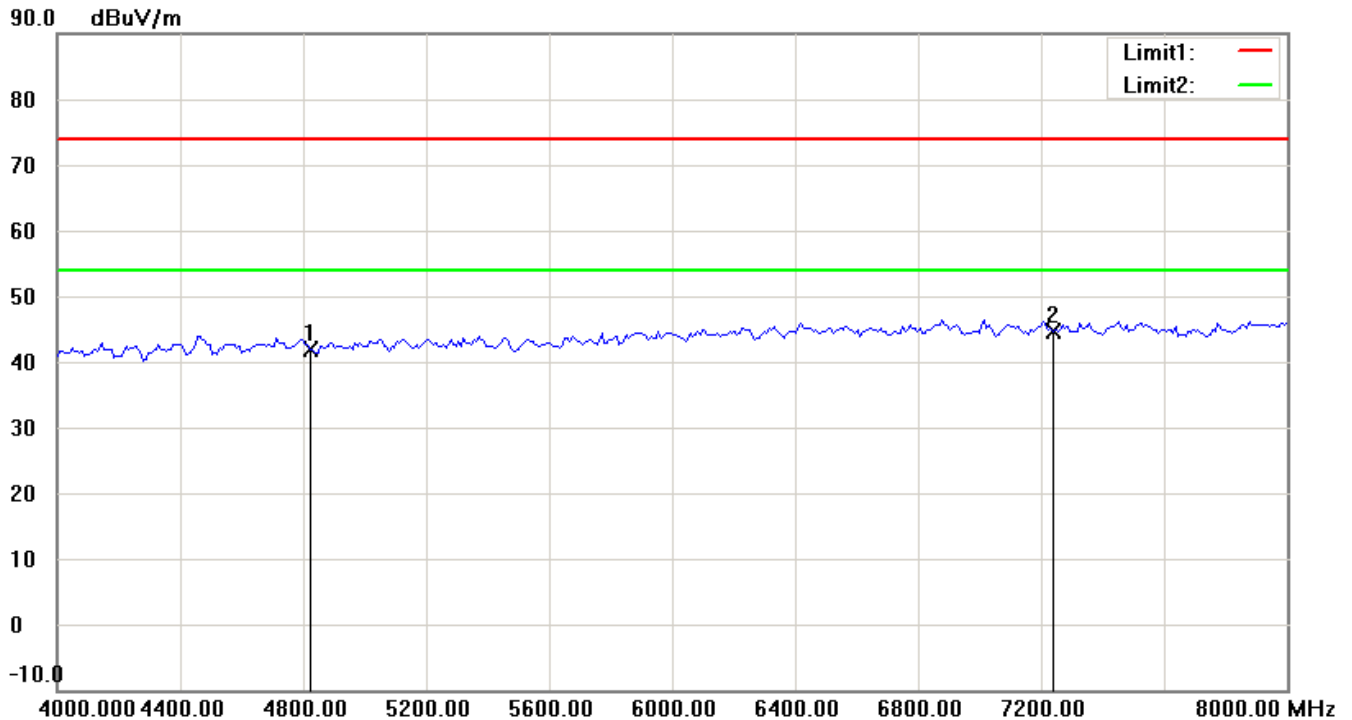
1. The attached measurement plots are preliminarily pre-scanned with peak detector for determining the final checking frequencies and are for reference only.
2. The some frequencies may exceed the limit line without the specified detectors, but that cannot present the results are failed to the specification of test standard.
3. For corrected test results are listed in the relevant table of radiated test data of this test report.



# Worldwide Testing Services(Taiwan) Co., Ltd.

Registration number: W6M21301-12981-C-1

FCC ID: YEI-N305213A



Up Line: Peak Limit Line Down Line: Ave Limit Line

Note:

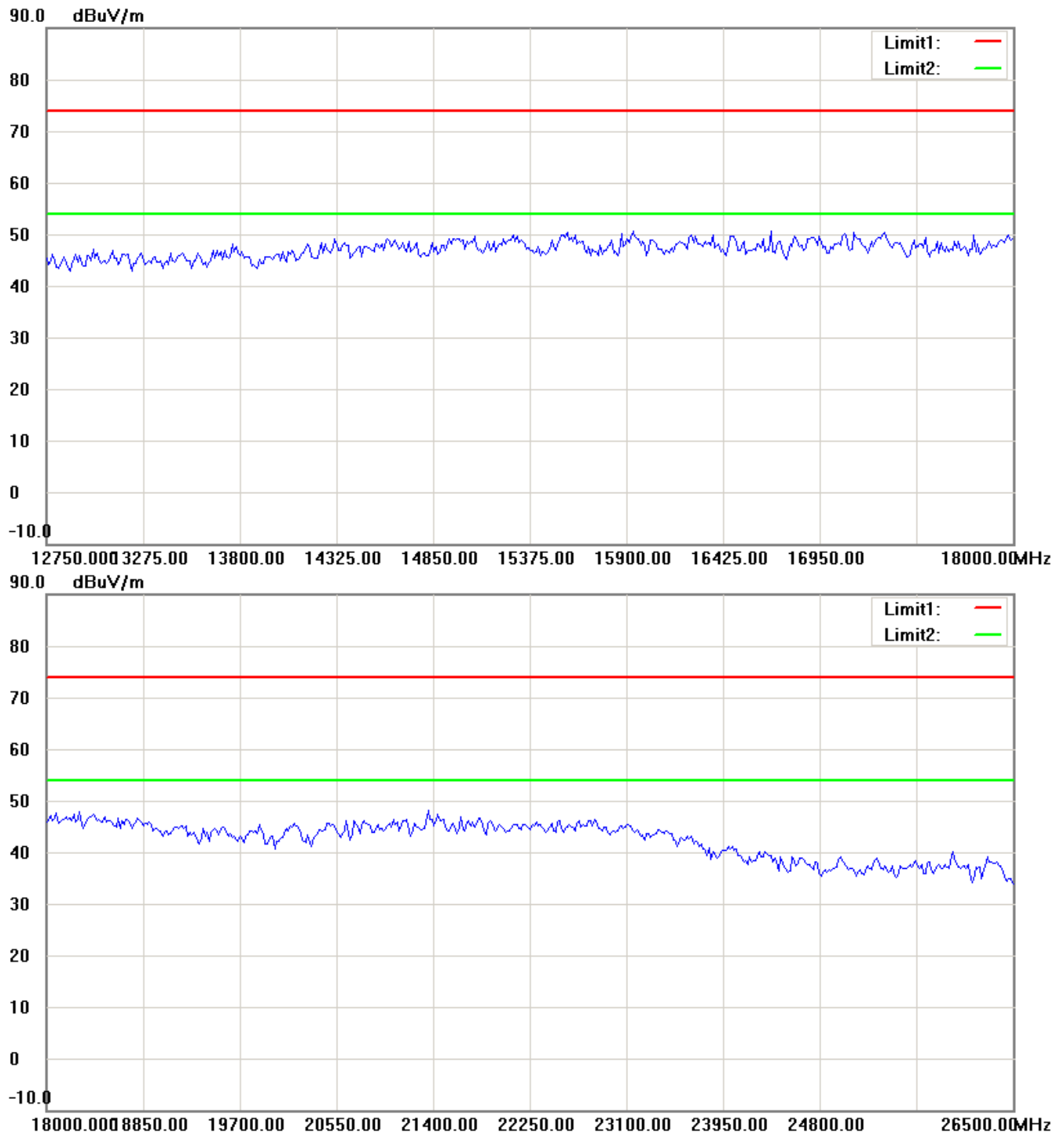
1. The attached measurement plots are preliminarily pre-scanned with peak detector for determining the final checking frequencies and are for reference only.
2. The some frequencies may exceed the limit line without the specified detectors, but that cannot present the results are failed to the specification of test standard.
3. For corrected test results are listed in the relevant table of radiated test data of this test report.



# Worldwide Testing Services(Taiwan) Co., Ltd.

Registration number: W6M21301-12981-C-1

FCC ID: YEI-N305213A



Up Line: Peak Limit Line Down Line: Ave Limit Line

Note:

1. The attached measurement plots are preliminarily pre-scanned with peak detector for determining the final checking frequencies and are for reference only.
2. The some frequencies may exceed the limit line without the specified detectors, but that cannot present the results are failed to the specification of test standard.
3. For corrected test results are listed in the relevant table of radiated test data of this test report.

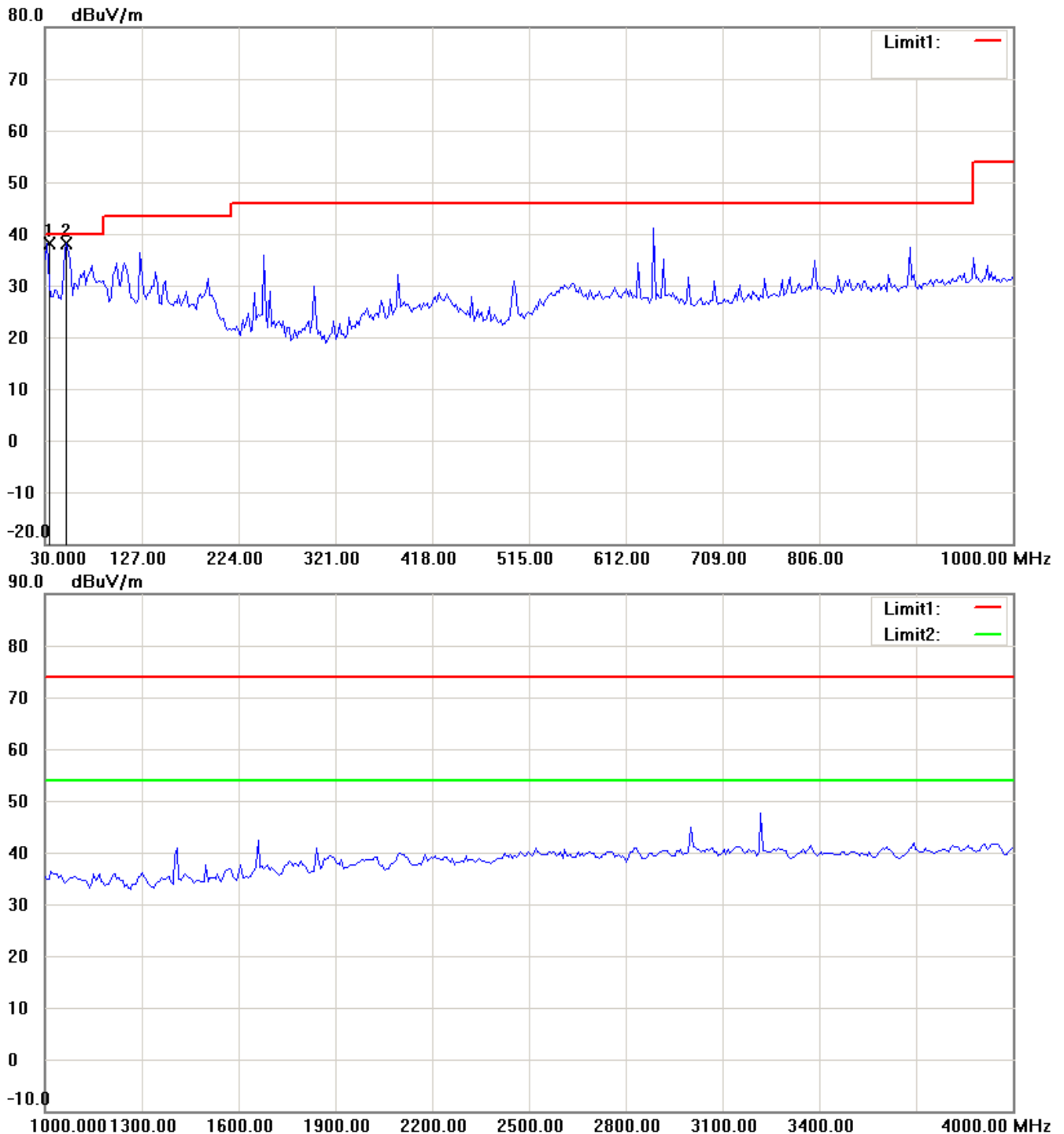


# Worldwide Testing Services(Taiwan) Co., Ltd.

Registration number: W6M21301-12981-C-1

FCC ID: YEI-N305213A


## Antenna Polarization V



Up Line: Peak Limit Line Down Line: Ave Limit Line

Note:

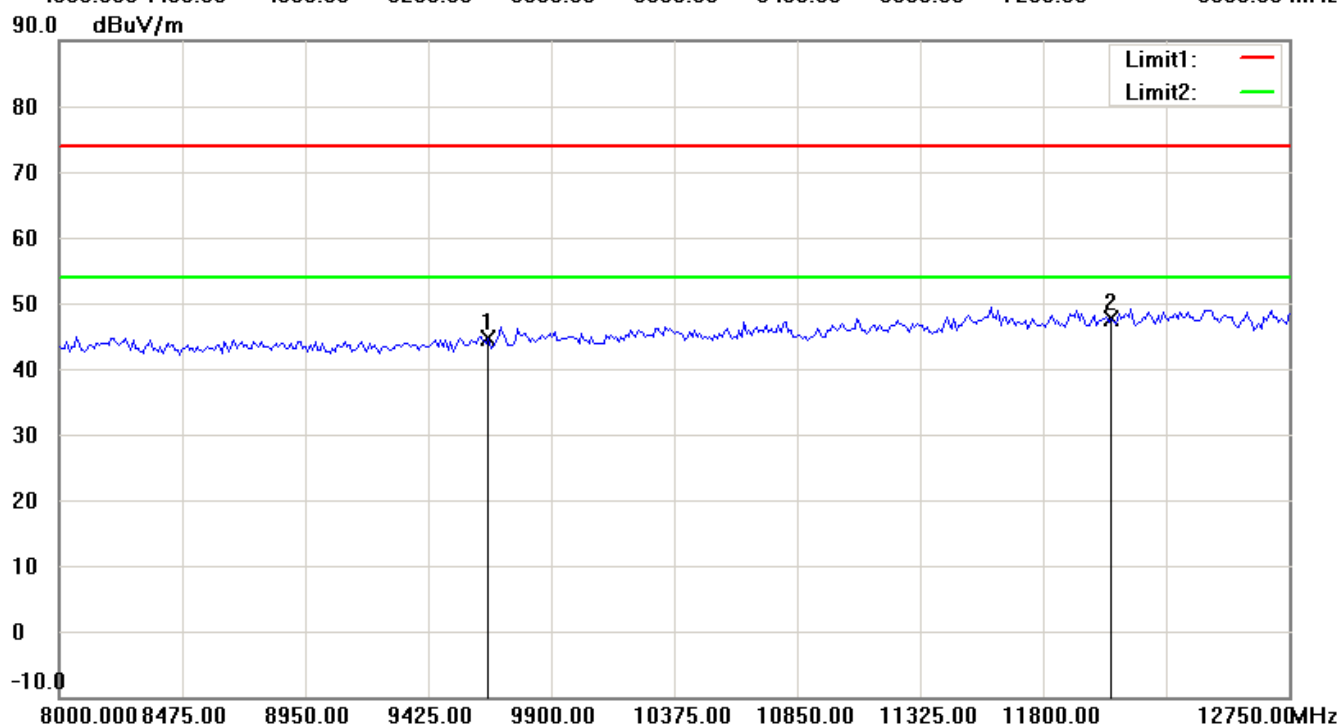
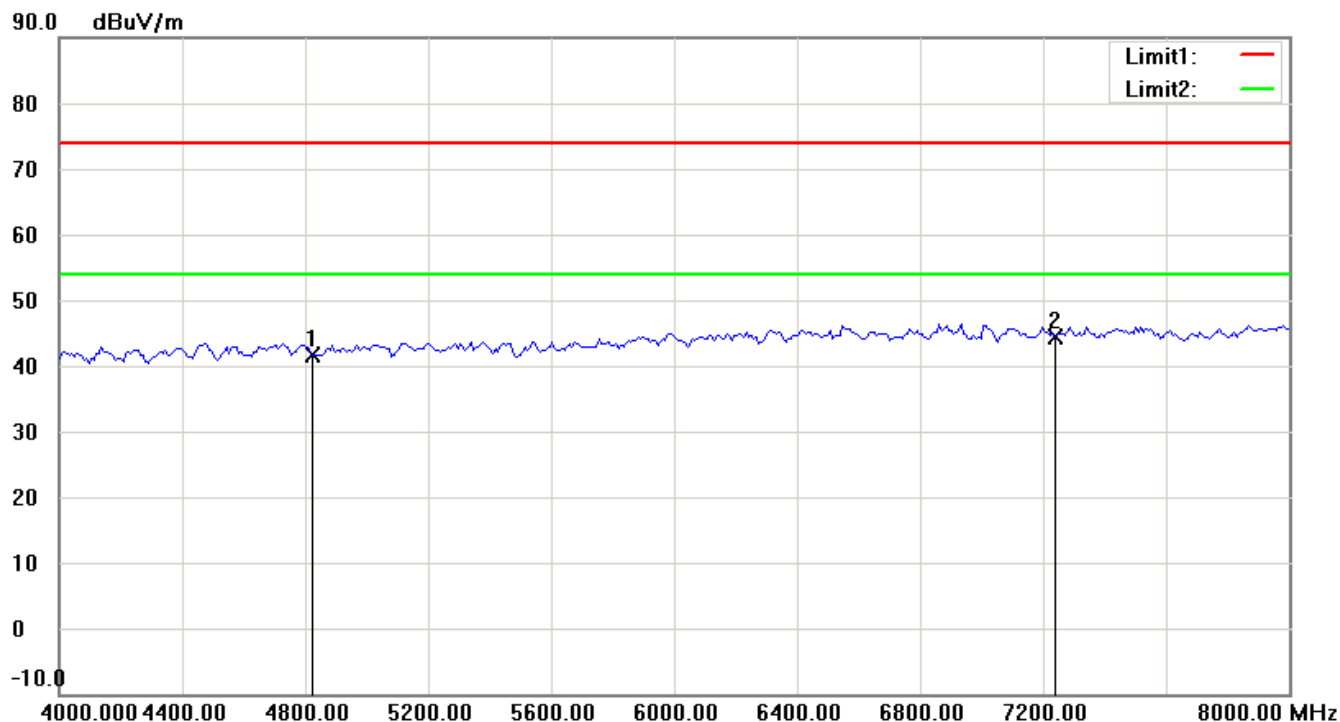
1. The attached measurement plots are preliminarily pre-scanned with peak detector for determining the final checking frequencies and are for reference only.
2. The some frequencies may exceed the limit line without the specified detectors, but that cannot present the results are failed to the specification of test standard.
3. For corrected test results are listed in the relevant table of radiated test data of this test report.



# Worldwide Testing Services(Taiwan) Co., Ltd.

Registration number: W6M21301-12981-C-1

FCC ID: YEI-N305213A



Up Line: Peak Limit Line Down Line: Ave Limit Line

Note:

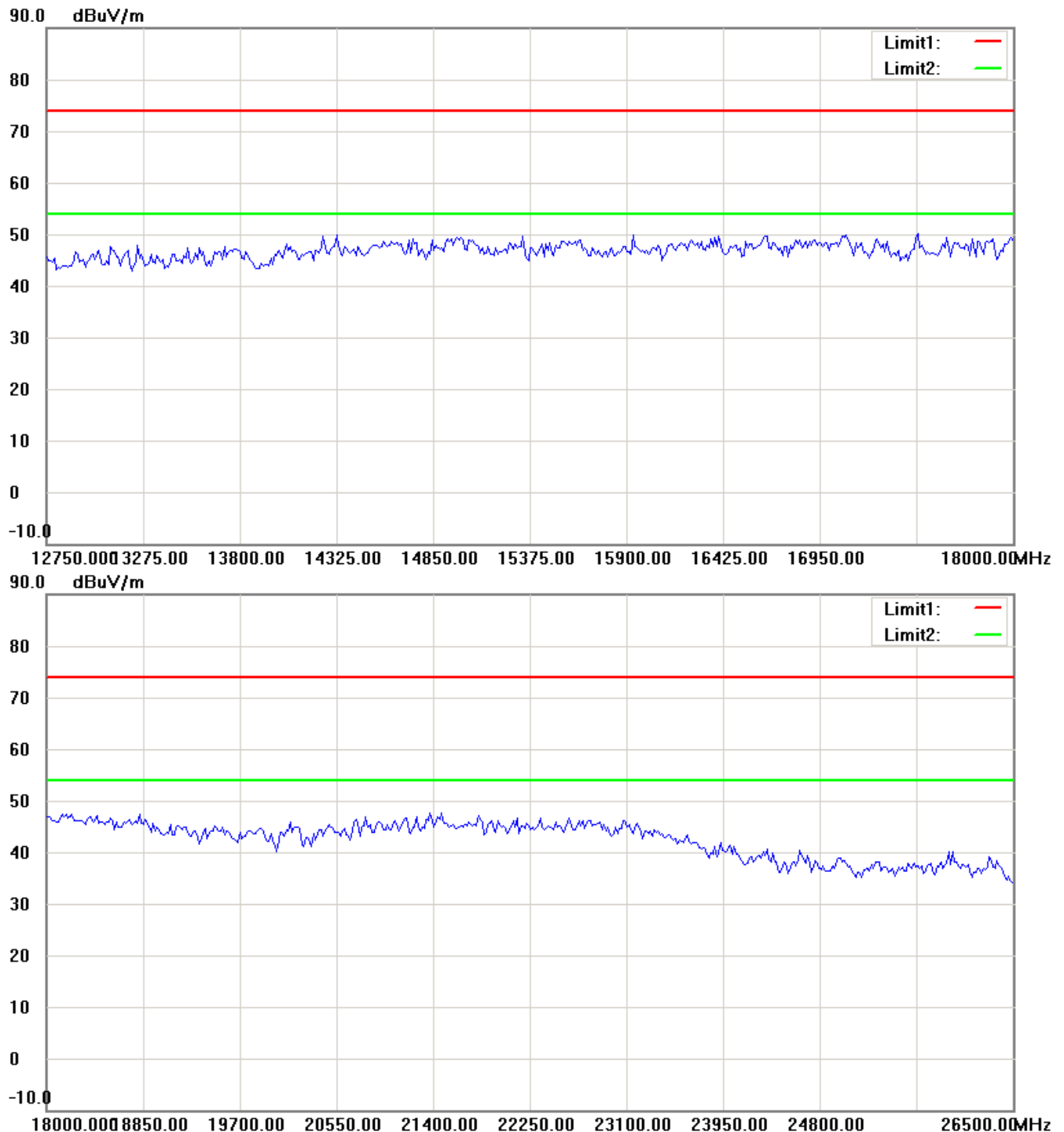
1. The attached measurement plots are preliminarily pre-scanned with peak detector for determining the final checking frequencies and are for reference only.
2. The some frequencies may exceed the limit line without the specified detectors, but that cannot present the results are failed to the specification of test standard.
3. For corrected test results are listed in the relevant table of radiated test data of this test report.



# Worldwide Testing Services(Taiwan) Co., Ltd.

Registration number: W6M21301-12981-C-1

FCC ID: YEI-N305213A



Up Line: Peak Limit Line Down Line: Ave Limit Line

Note:

1. The attached measurement plots are preliminarily pre-scanned with peak detector for determining the final checking frequencies and are for reference only.
2. The some frequencies may exceed the limit line without the specified detectors, but that cannot present the results are failed to the specification of test standard.
3. For corrected test results are listed in the relevant table of radiated test data of this test report.

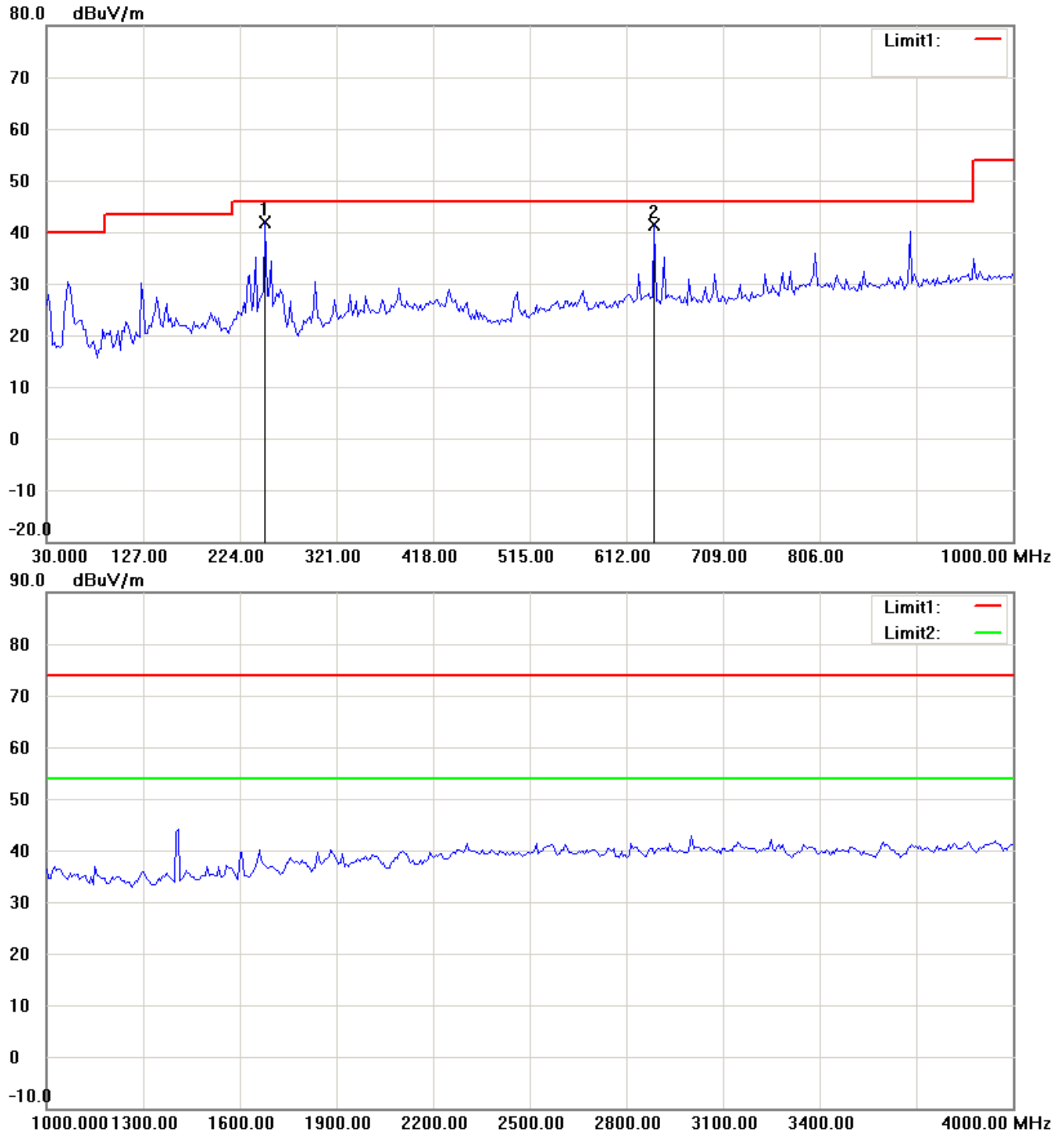


Registration number: W6M21301-12981-C-1

FCC ID: YEI-N305213A

CH6

Antenna Polarization H



Up Line: Peak Limit Line Down Line: Ave Limit Line

Note:

1. The attached measurement plots are preliminarily pre-scanned with peak detector for determining the final checking frequencies and are for reference only.
2. The some frequencies may exceed the limit line without the specified detectors, but that cannot present the results are failed to the specification of test standard.
3. For corrected test results are listed in the relevant table of radiated test data of this test report.

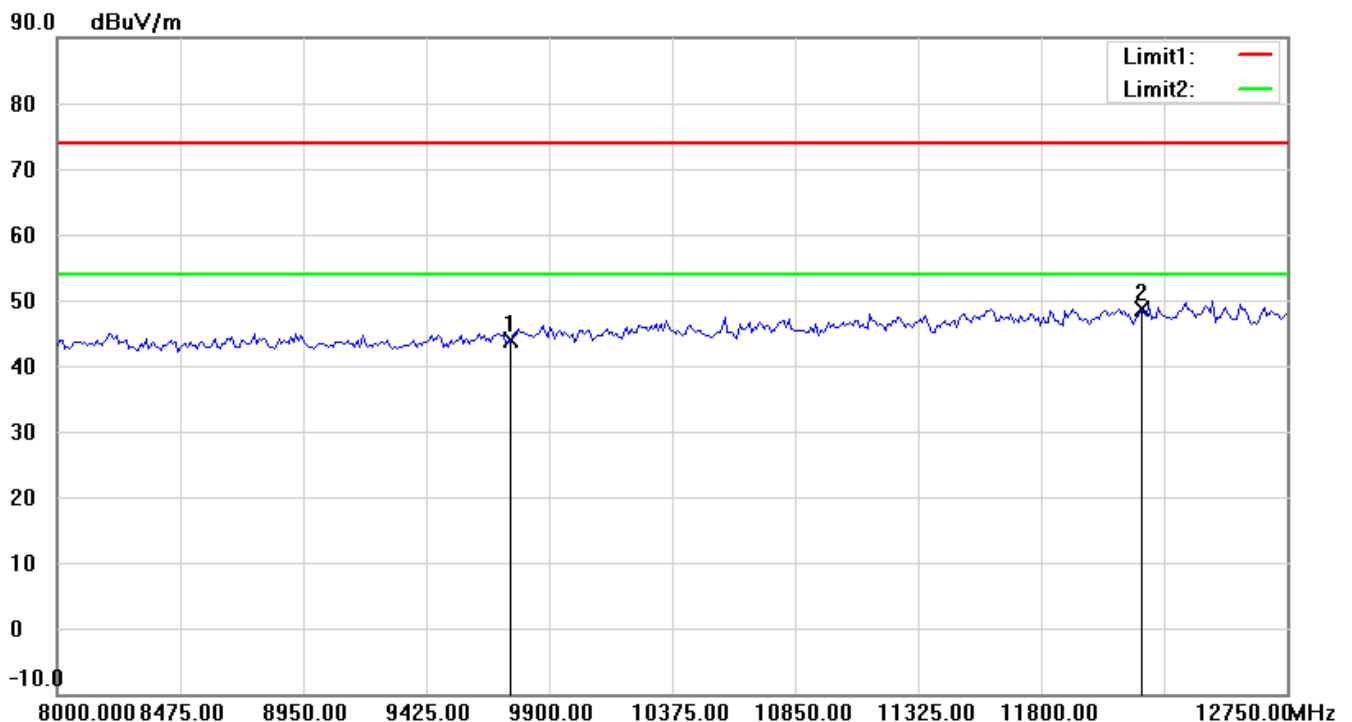
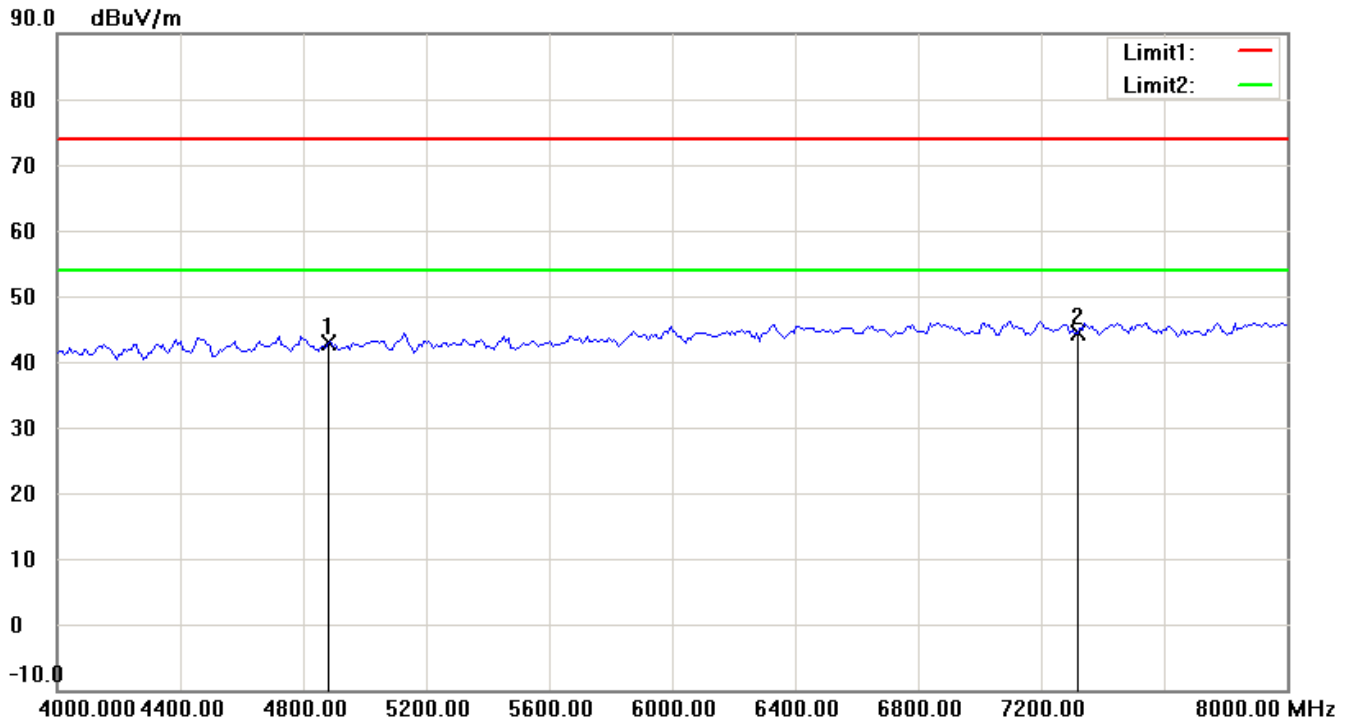




# Worldwide Testing Services(Taiwan) Co., Ltd.

Registration number: W6M21301-12981-C-1


FCC ID: YEI-N305213A



Up Line: Peak Limit Line Down Line: Ave Limit Line

Note:

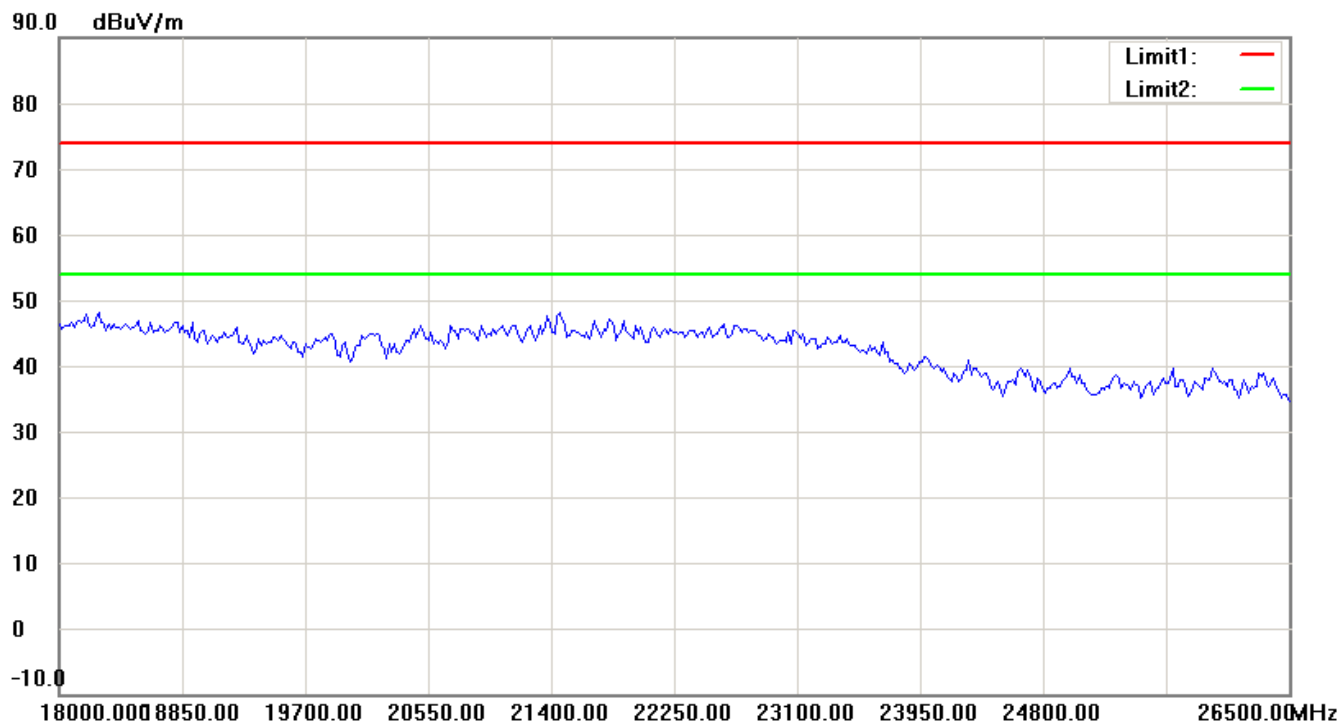
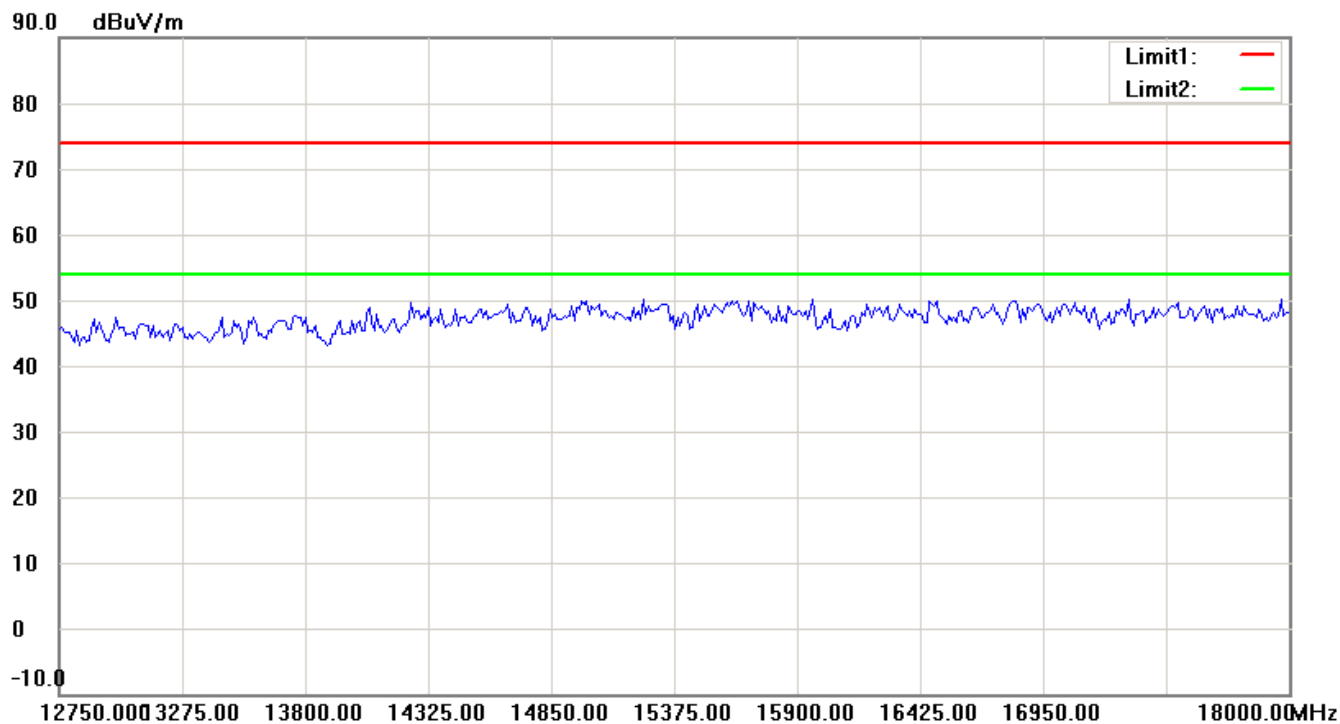
1. The attached measurement plots are preliminarily pre-scanned with peak detector for determining the final checking frequencies and are for reference only.
2. The some frequencies may exceed the limit line without the specified detectors, but that cannot present the results are failed to the specification of test standard.
3. For corrected test results are listed in the relevant table of radiated test data of this test report.



# Worldwide Testing Services(Taiwan) Co., Ltd.

Registration number: W6M21301-12981-C-1

FCC ID: YEI-N305213A



Up Line: Peak Limit Line Down Line: Ave Limit Line

Note:

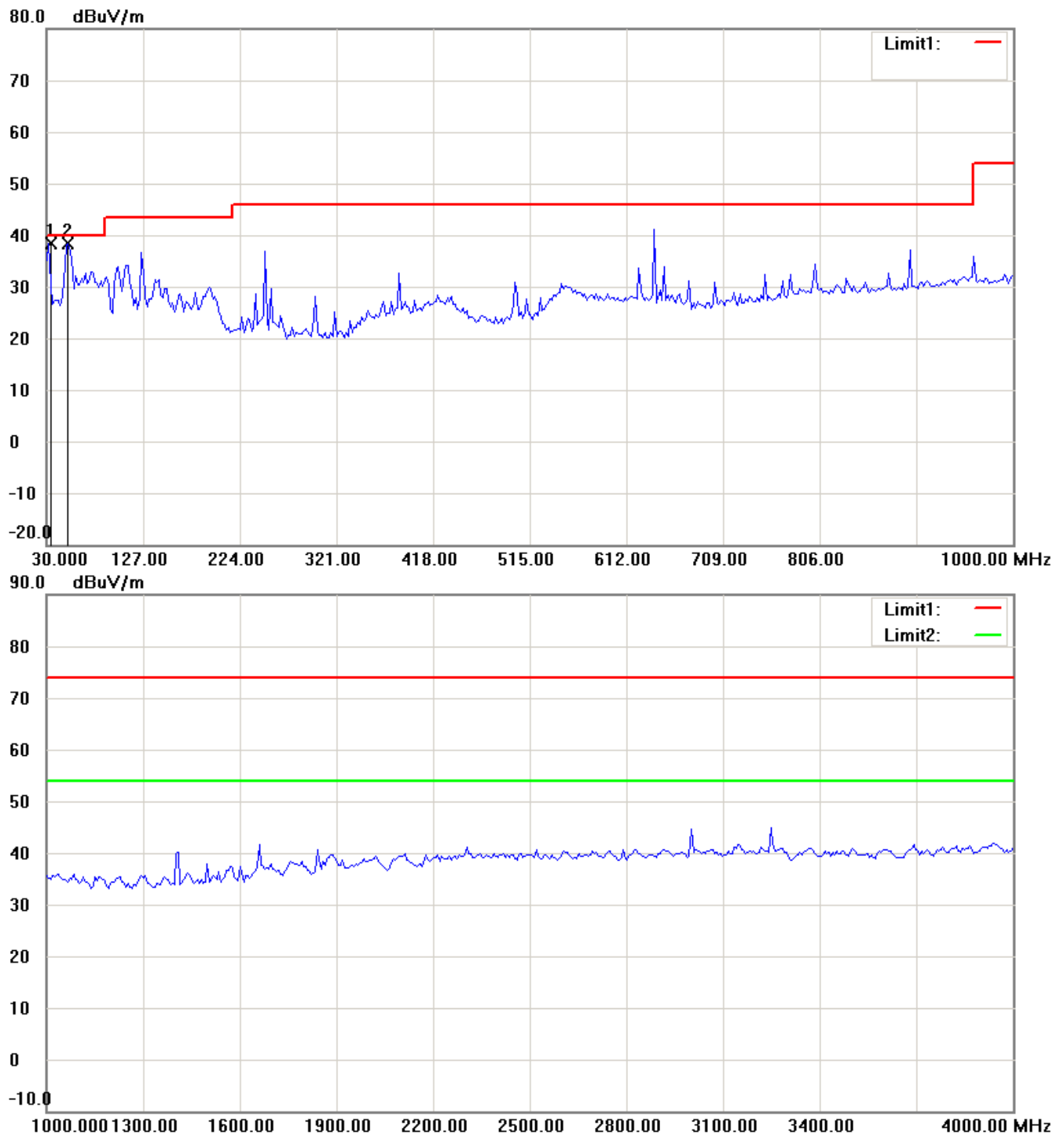
1. The attached measurement plots are preliminarily pre-scanned with peak detector for determining the final checking frequencies and are for reference only.
2. The some frequencies may exceed the limit line without the specified detectors, but that cannot present the results are failed to the specification of test standard.
3. For corrected test results are listed in the relevant table of radiated test data of this test report.



Registration number: W6M21301-12981-C-1

FCC ID: YEI-N305213A

## Antenna Polarization V



Up Line: Peak Limit Line Down Line: Ave Limit Line

Note:

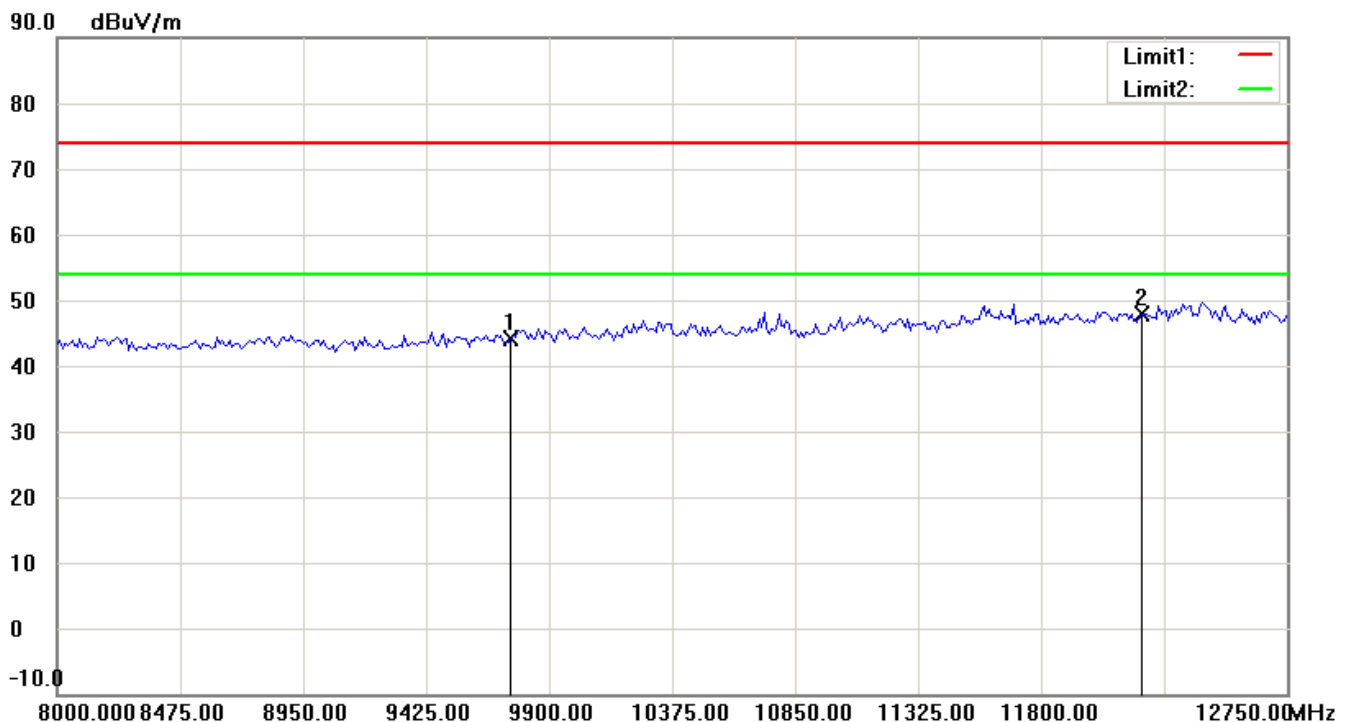
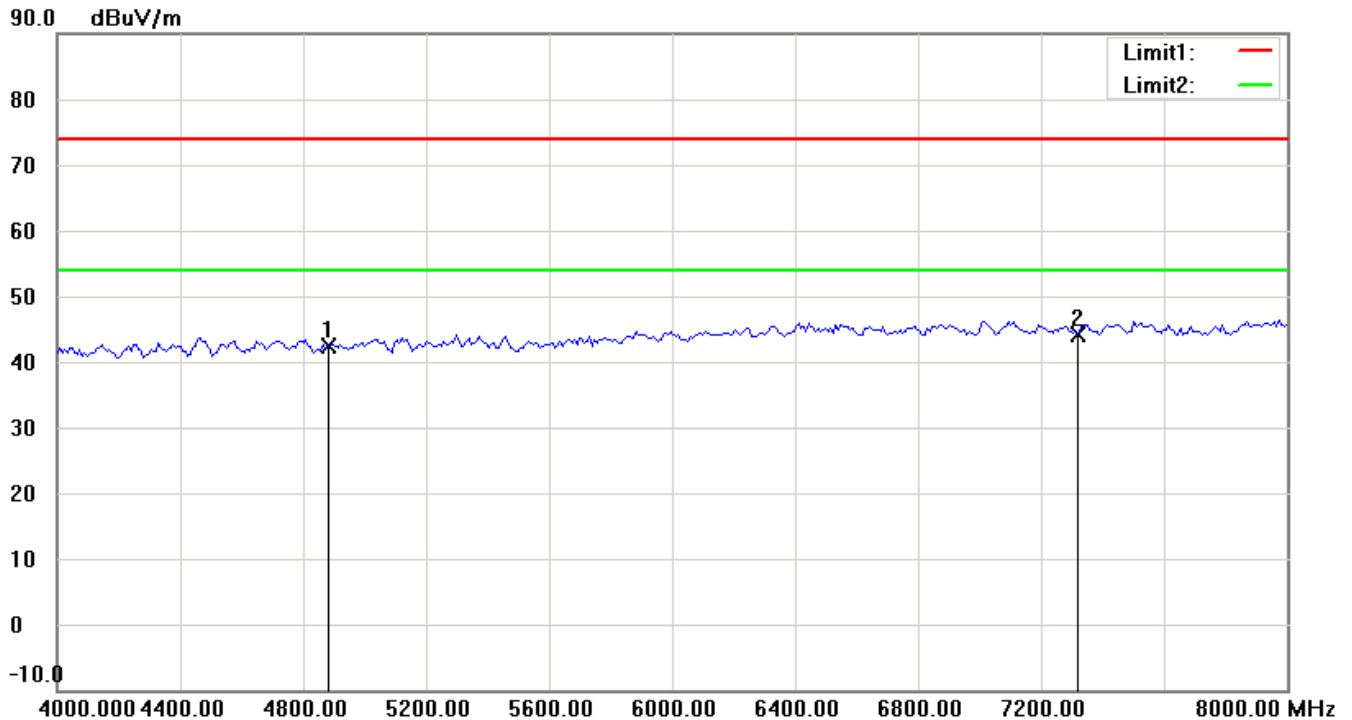
1. The attached measurement plots are preliminarily pre-scanned with peak detector for determining the final checking frequencies and are for reference only.
2. The some frequencies may exceed the limit line without the specified detectors, but that cannot present the results are failed to the specification of test standard.
3. For corrected test results are listed in the relevant table of radiated test data of this test report.



# Worldwide Testing Services(Taiwan) Co., Ltd.

Registration number: W6M21301-12981-C-1

FCC ID: YEI-N305213A



Up Line: Peak Limit Line Down Line: Ave Limit Line

Note:

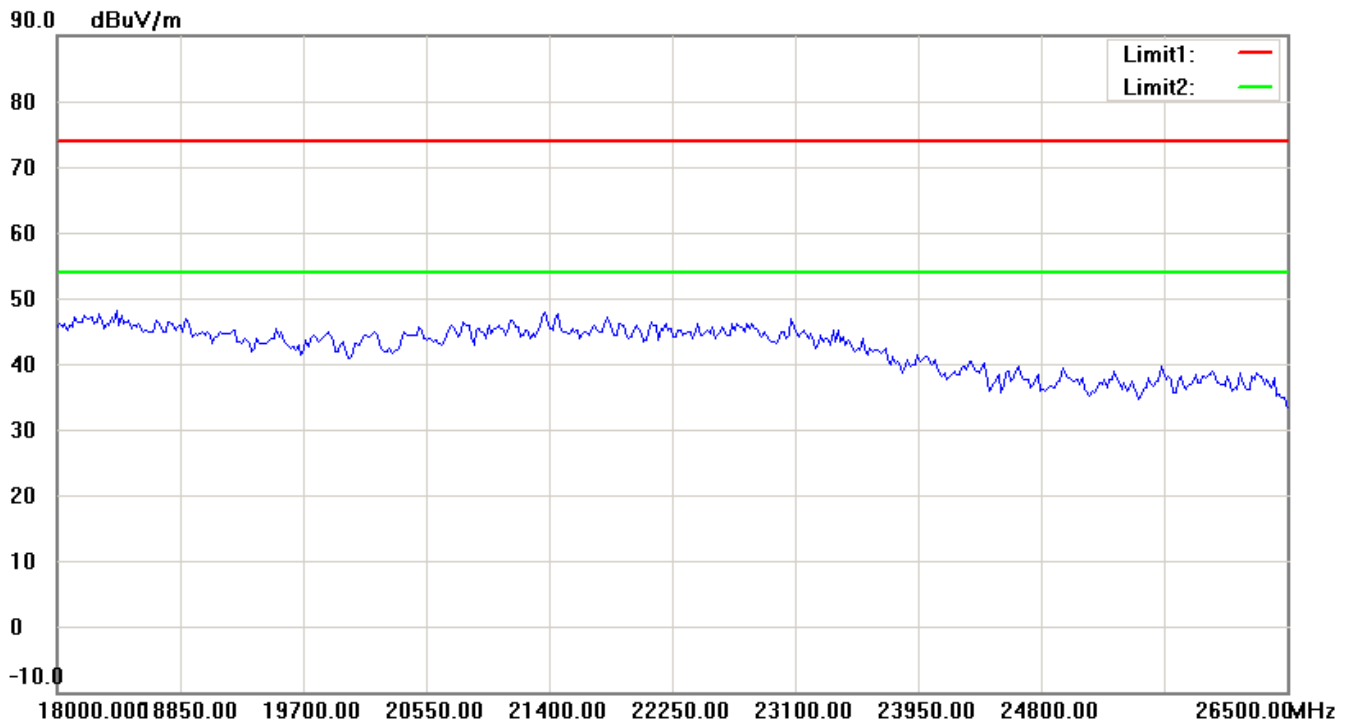
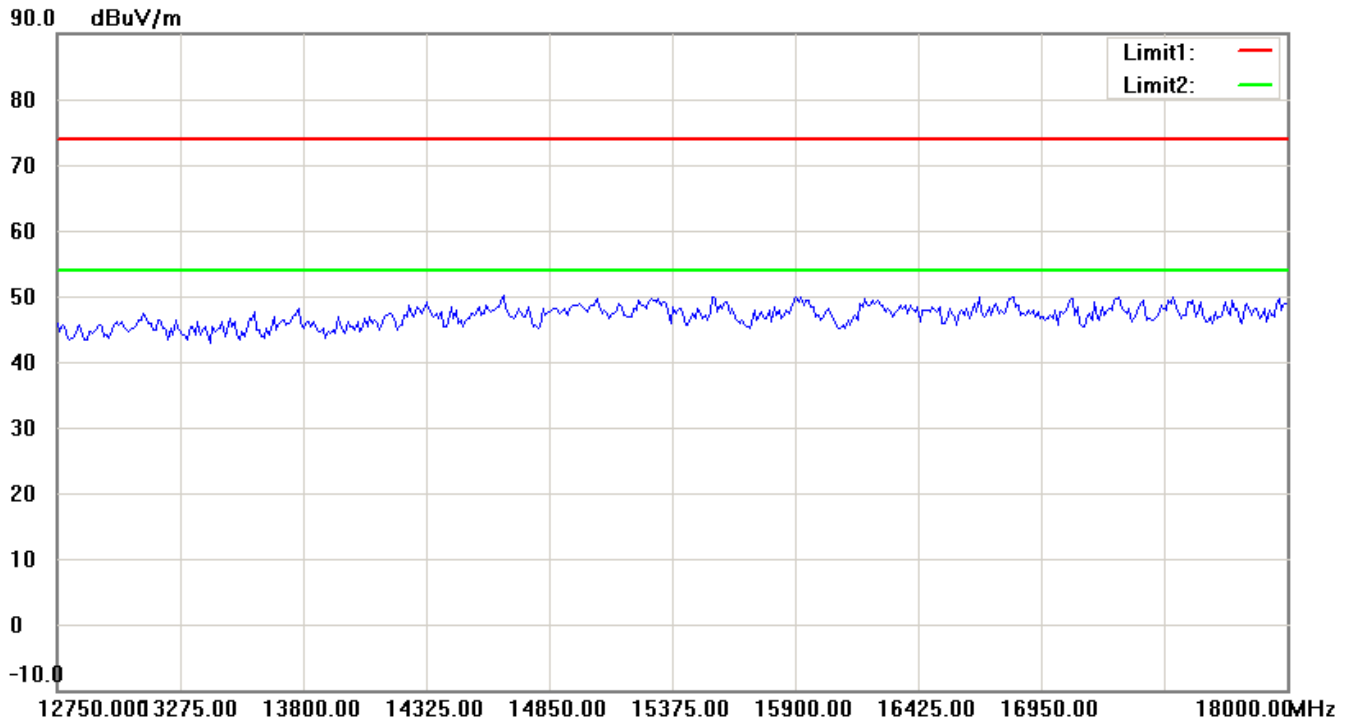
1. The attached measurement plots are preliminarily pre-scanned with peak detector for determining the final checking frequencies and are for reference only.
2. The some frequencies may exceed the limit line without the specified detectors, but that cannot present the results are failed to the specification of test standard.
3. For corrected test results are listed in the relevant table of radiated test data of this test report.



# Worldwide Testing Services(Taiwan) Co., Ltd.

Registration number: W6M21301-12981-C-1

FCC ID: YEI-N305213A



Up Line: Peak Limit Line Down Line: Ave Limit Line

Note:

1. The attached measurement plots are preliminarily pre-scanned with peak detector for determining the final checking frequencies and are for reference only.
2. The some frequencies may exceed the limit line without the specified detectors, but that cannot present the results are failed to the specification of test standard.
3. For corrected test results are listed in the relevant table of radiated test data of this test report.

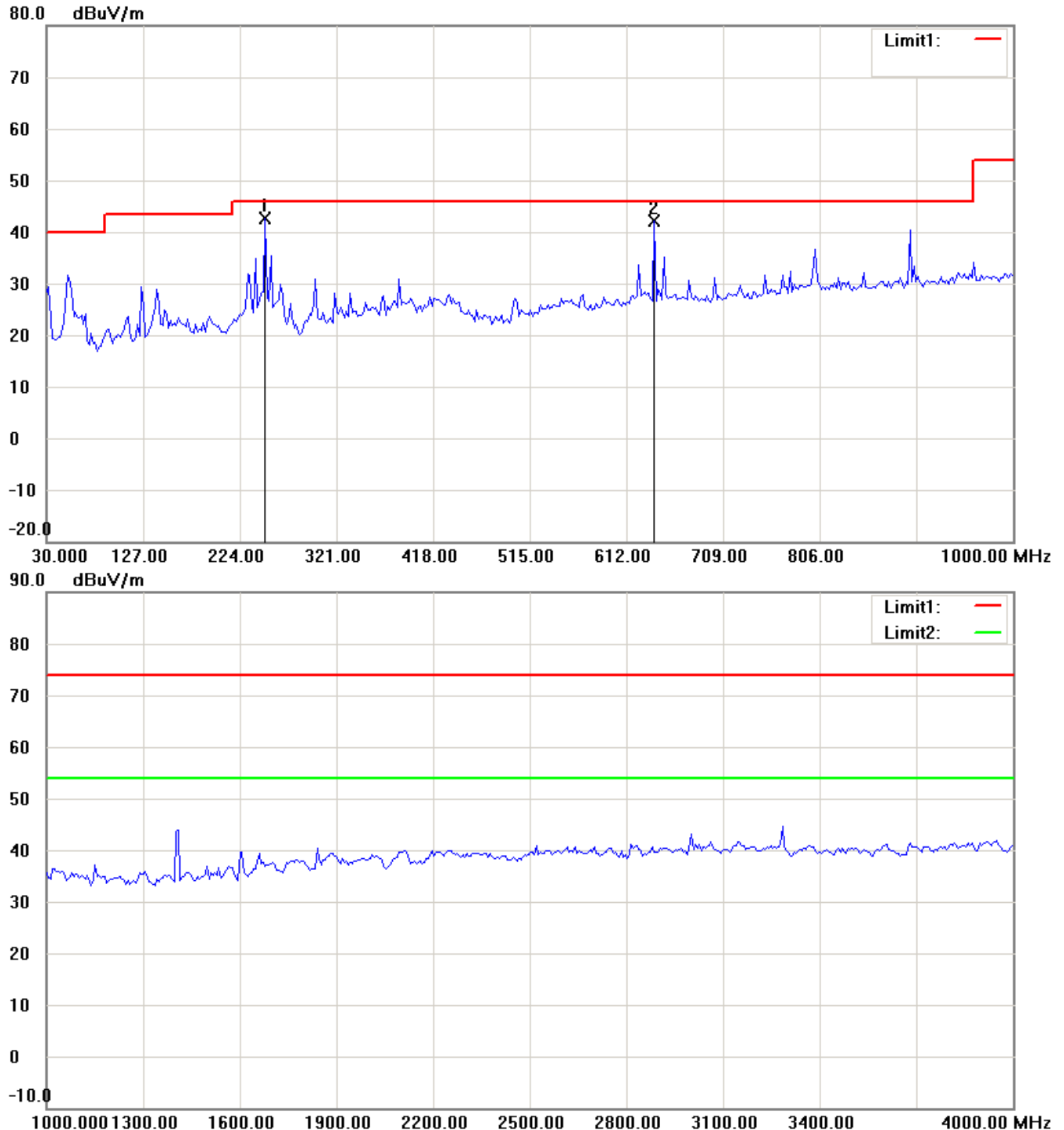


Registration number: W6M21301-12981-C-1

FCC ID: YEI-N305213A

CH11

Antenna Polarization H



Up Line: Peak Limit Line Down Line: Ave Limit Line

Note:

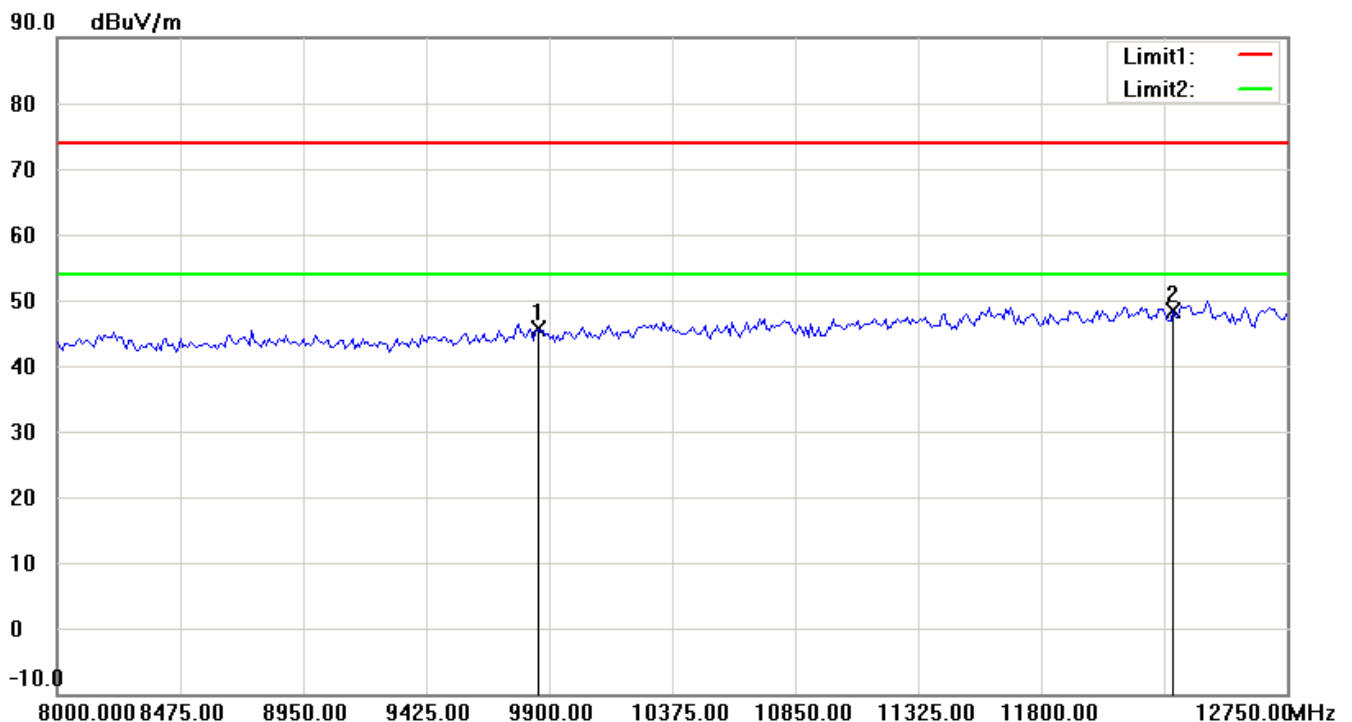
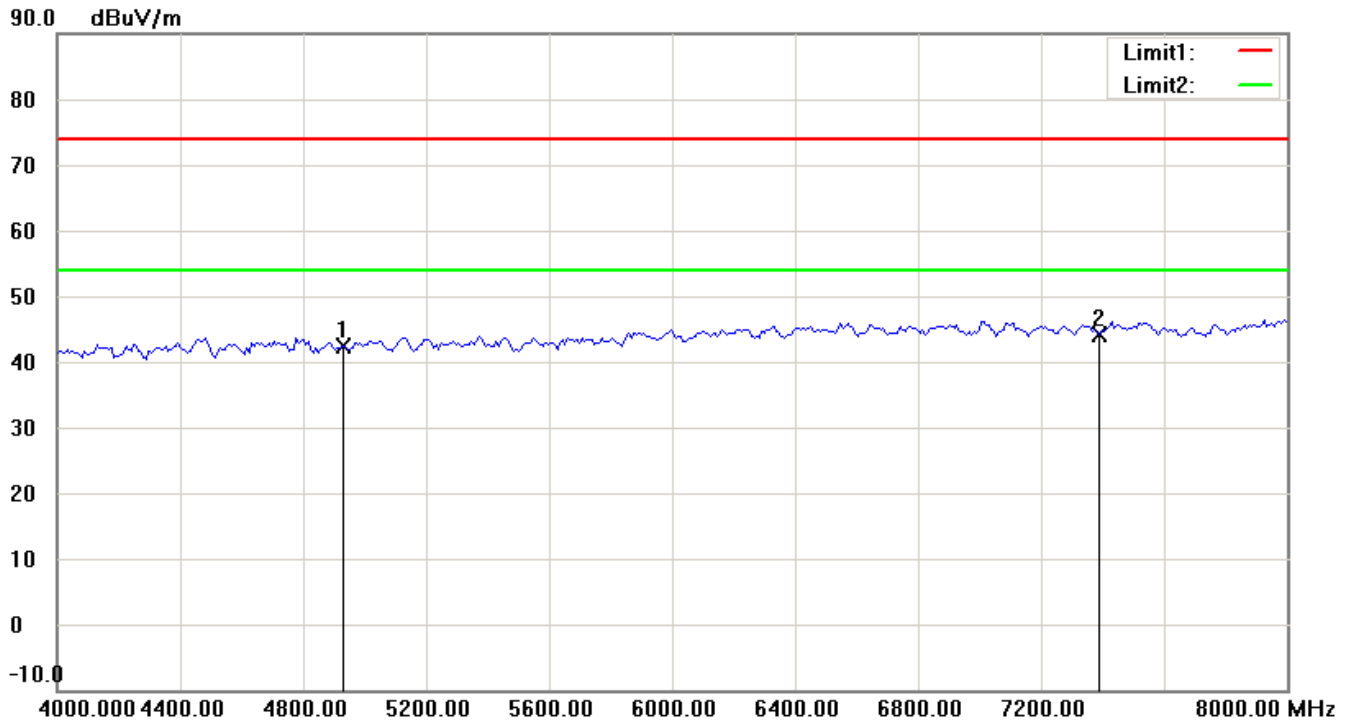
1. The attached measurement plots are preliminarily pre-scanned with peak detector for determining the final checking frequencies and are for reference only.
2. The some frequencies may exceed the limit line without the specified detectors, but that cannot present the results are failed to the specification of test standard.
3. For corrected test results are listed in the relevant table of radiated test data of this test report.



# Worldwide Testing Services(Taiwan) Co., Ltd.

Registration number: W6M21301-12981-C-1

FCC ID: YEI-N305213A



Up Line: Peak Limit Line Down Line: Ave Limit Line

Note:

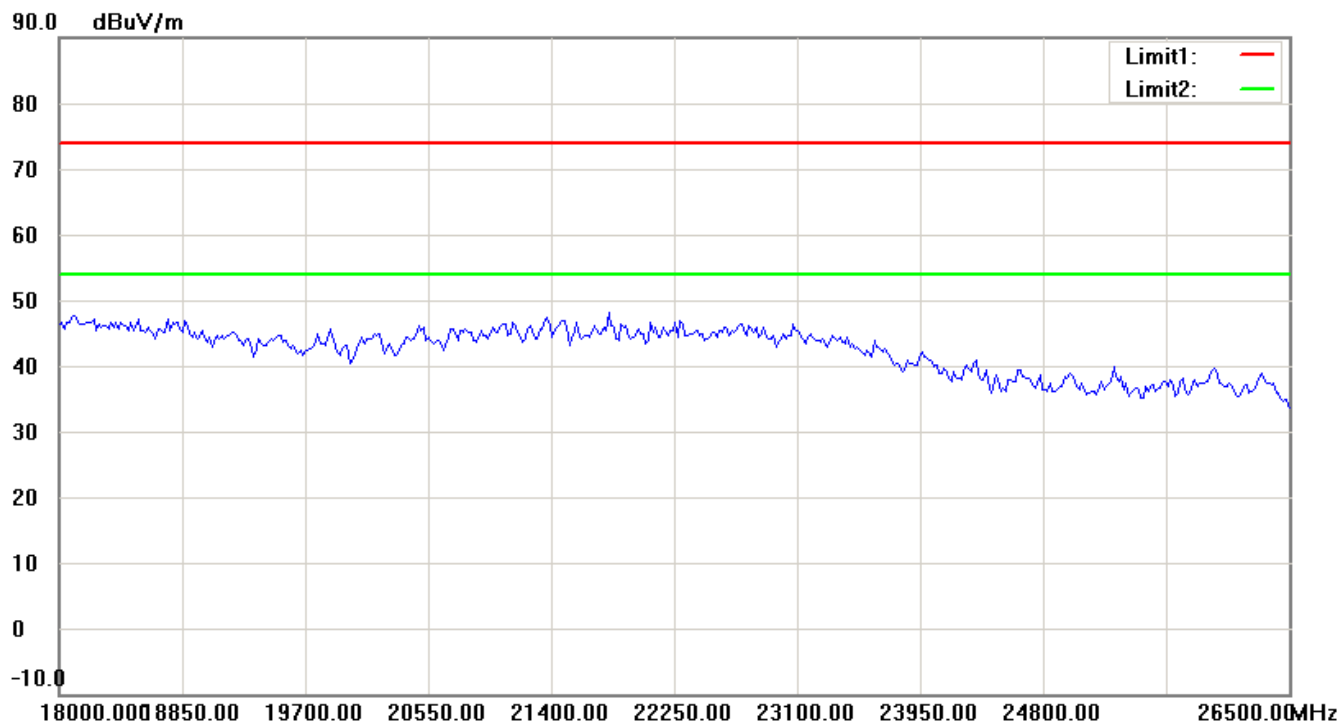
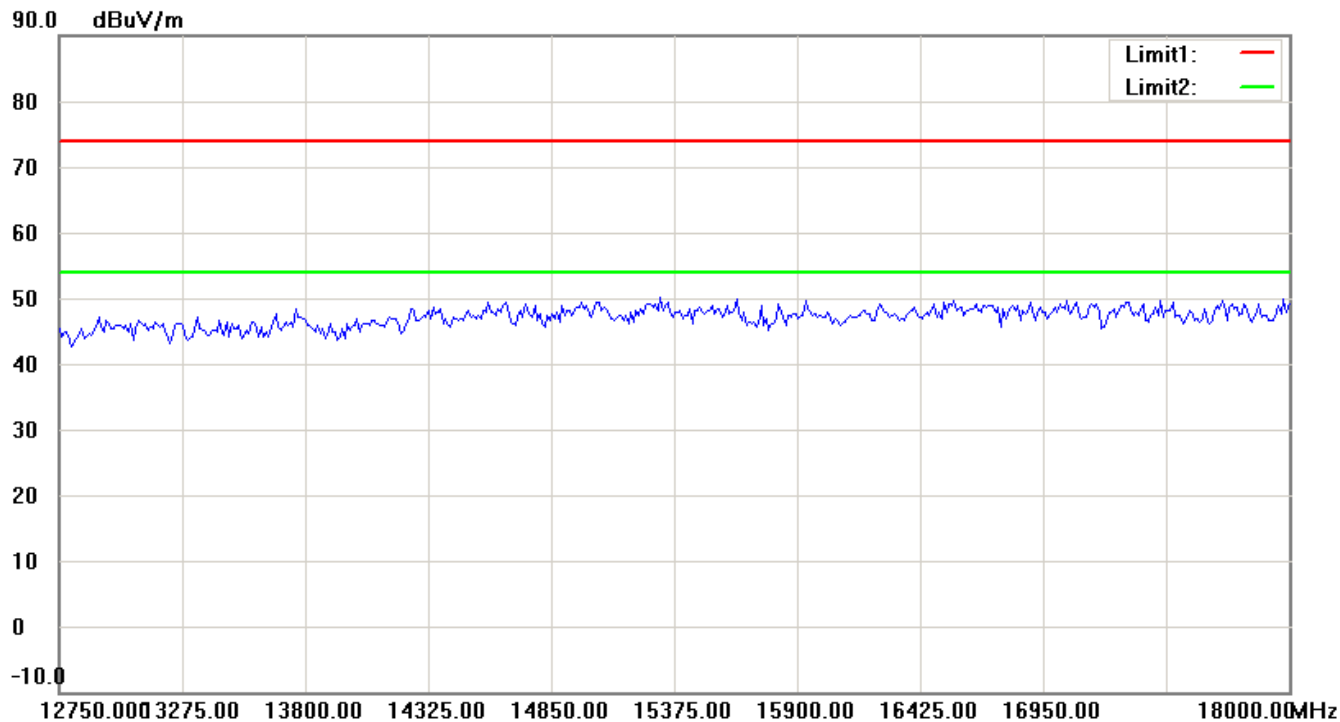
1. The attached measurement plots are preliminarily pre-scanned with peak detector for determining the final checking frequencies and are for reference only.
2. The some frequencies may exceed the limit line without the specified detectors, but that cannot present the results are failed to the specification of test standard.
3. For corrected test results are listed in the relevant table of radiated test data of this test report.



# Worldwide Testing Services(Taiwan) Co., Ltd.

Registration number: W6M21301-12981-C-1

FCC ID: YEI-N305213A



Up Line: Peak Limit Line Down Line: Ave Limit Line

Note:

1. The attached measurement plots are preliminarily pre-scanned with peak detector for determining the final checking frequencies and are for reference only.
2. The some frequencies may exceed the limit line without the specified detectors, but that cannot present the results are failed to the specification of test standard.
3. For corrected test results are listed in the relevant table of radiated test data of this test report.

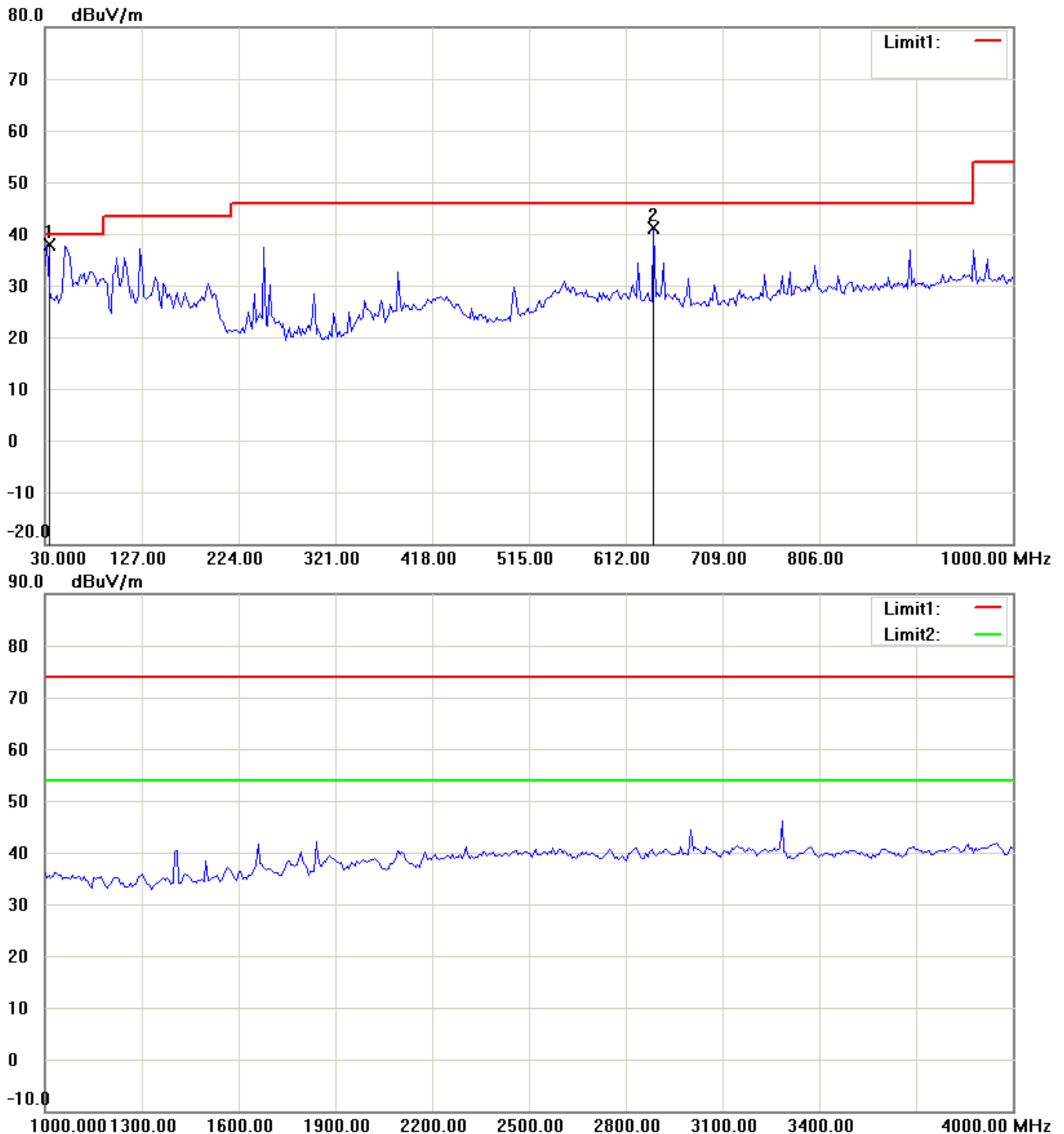




Registration number: W6M21301-12981-C-1

FCC ID: YEI-N305213A

## Antenna Polarization V



Up Line: Peak Limit Line Down Line: Ave Limit Line

Note:

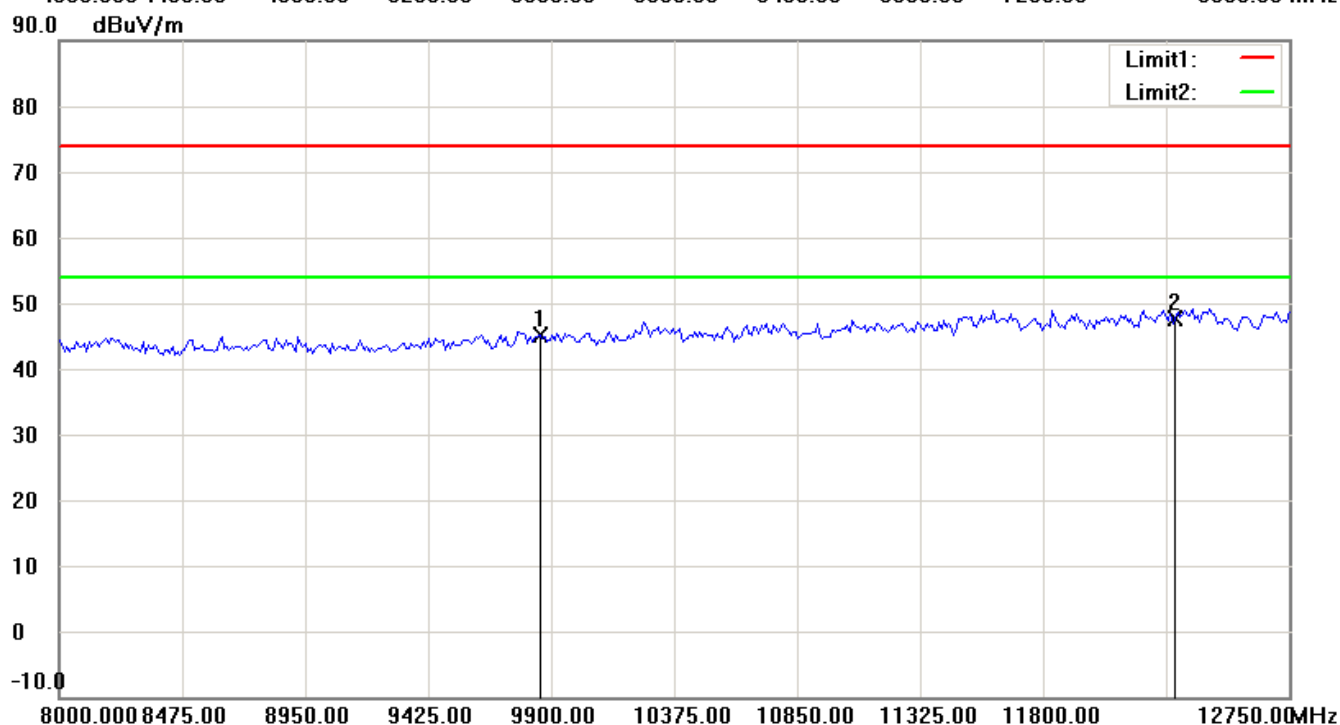
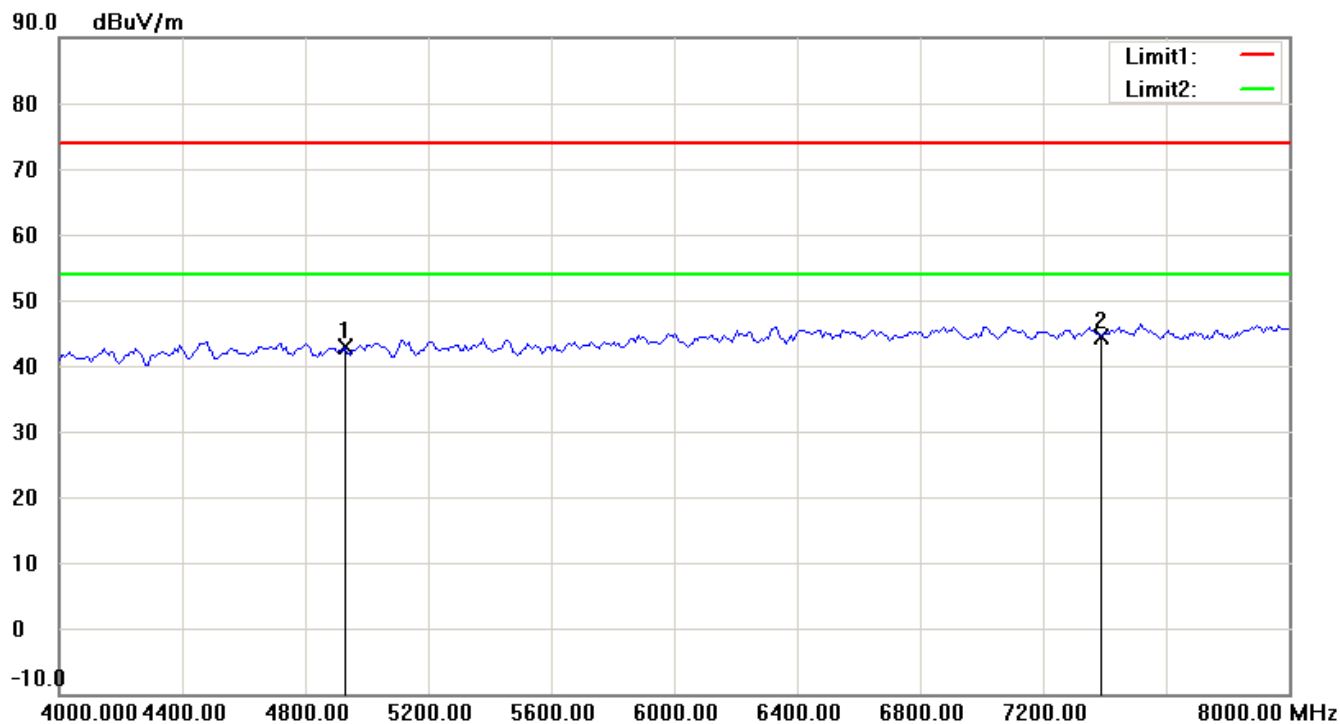
1. The attached measurement plots are preliminarily pre-scanned with peak detector for determining the final checking frequencies and are for reference only.
2. The some frequencies may exceed the limit line without the specified detectors, but that cannot present the results are failed to the specification of test standard.
3. For corrected test results are listed in the relevant table of radiated test data of this test report.



# Worldwide Testing Services(Taiwan) Co., Ltd.

Registration number: W6M21301-12981-C-1


FCC ID: YEI-N305213A



Up Line: Peak Limit Line Down Line: Ave Limit Line

Note:

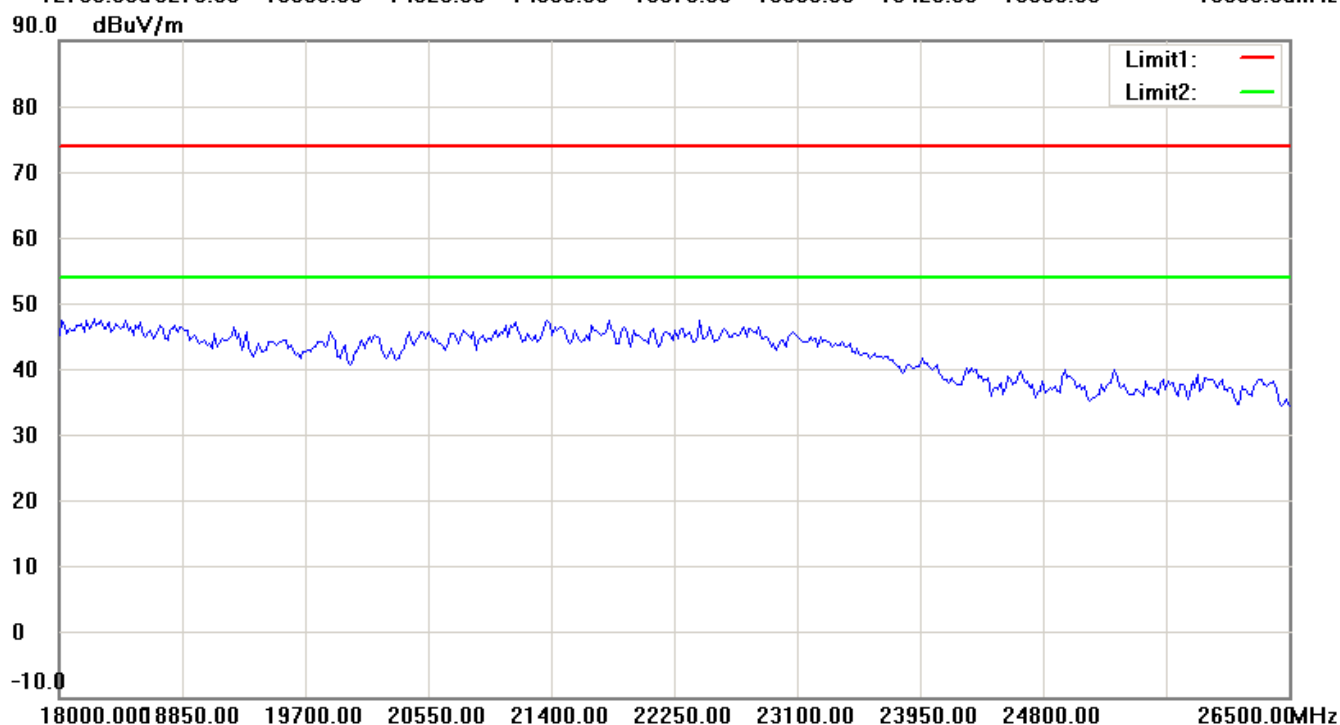
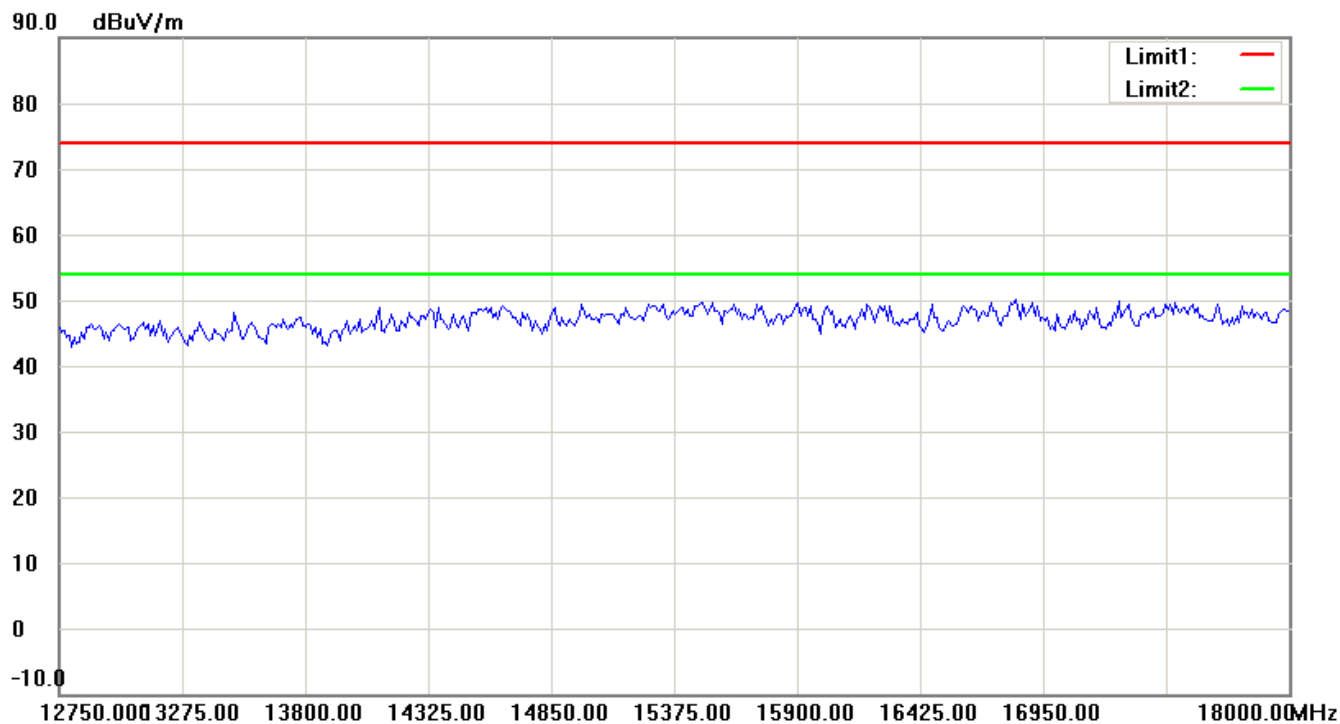
1. The attached measurement plots are preliminarily pre-scanned with peak detector for determining the final checking frequencies and are for reference only.
2. The some frequencies may exceed the limit line without the specified detectors, but that cannot present the results are failed to the specification of test standard.
3. For corrected test results are listed in the relevant table of radiated test data of this test report.



# Worldwide Testing Services(Taiwan) Co., Ltd.

Registration number: W6M21301-12981-C-1

FCC ID: YEI-N305213A



Up Line: Peak Limit Line Down Line: Ave Limit Line

Note:

1. The attached measurement plots are preliminarily pre-scanned with peak detector for determining the final checking frequencies and are for reference only.
2. The some frequencies may exceed the limit line without the specified detectors, but that cannot present the results are failed to the specification of test standard.
3. For corrected test results are listed in the relevant table of radiated test data of this test report.



# Worldwide Testing Services(Taiwan) Co., Ltd.

Registration number: W6M21301-12981-C-1

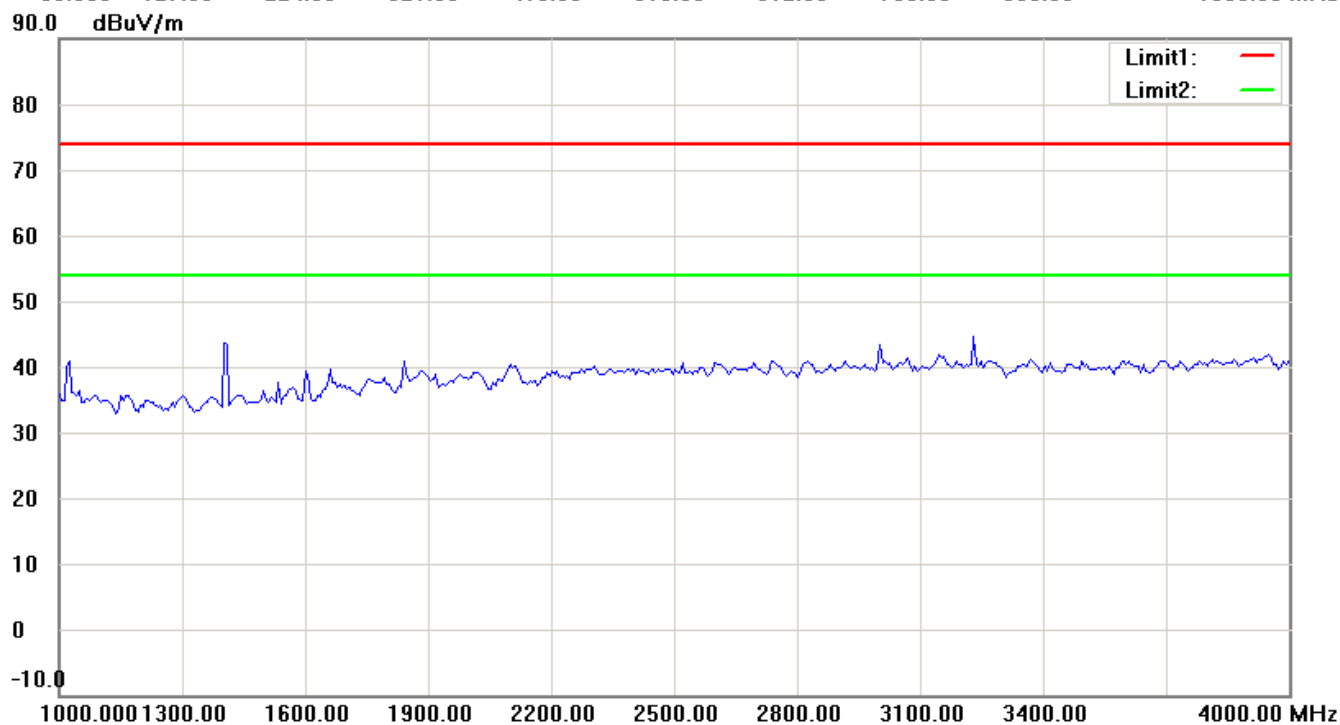
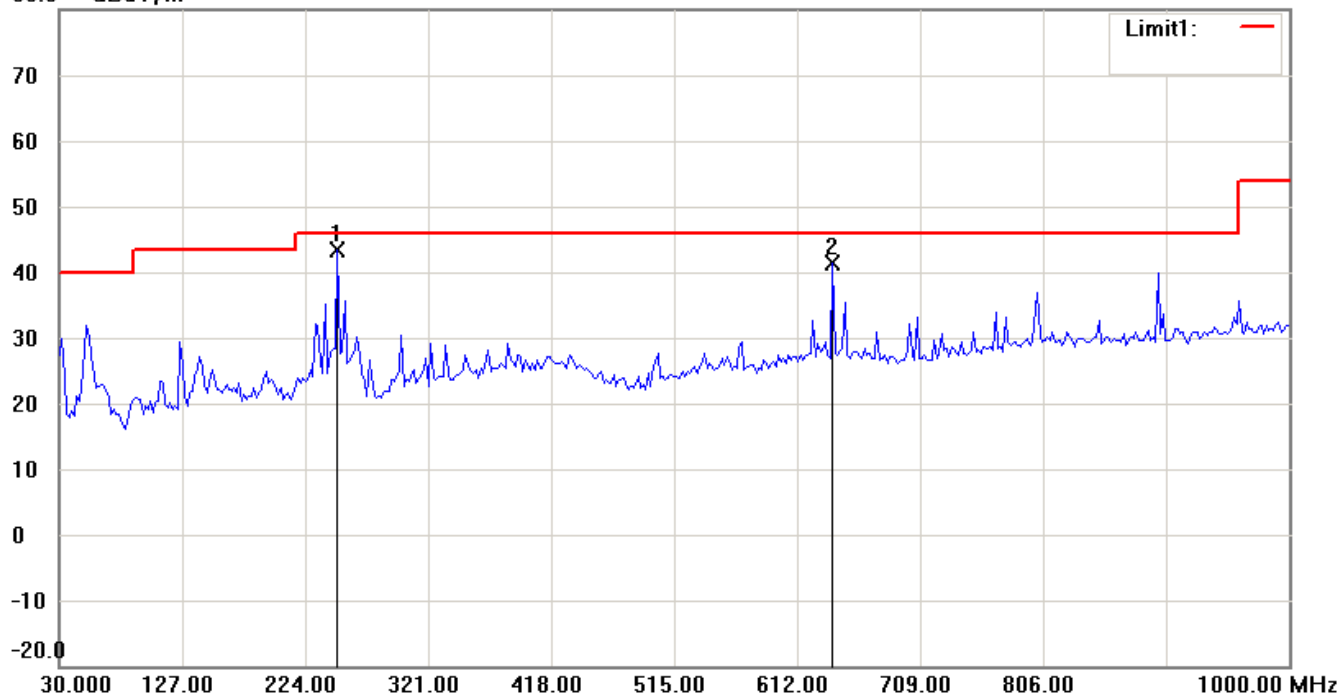
FCC ID: YEI-N305213A

TX 802.11n 40MHz

CH1

Antenna Polarization H

80.0 dBuV/m



Up Line: Peak Limit Line Down Line: Ave Limit Line

Note:

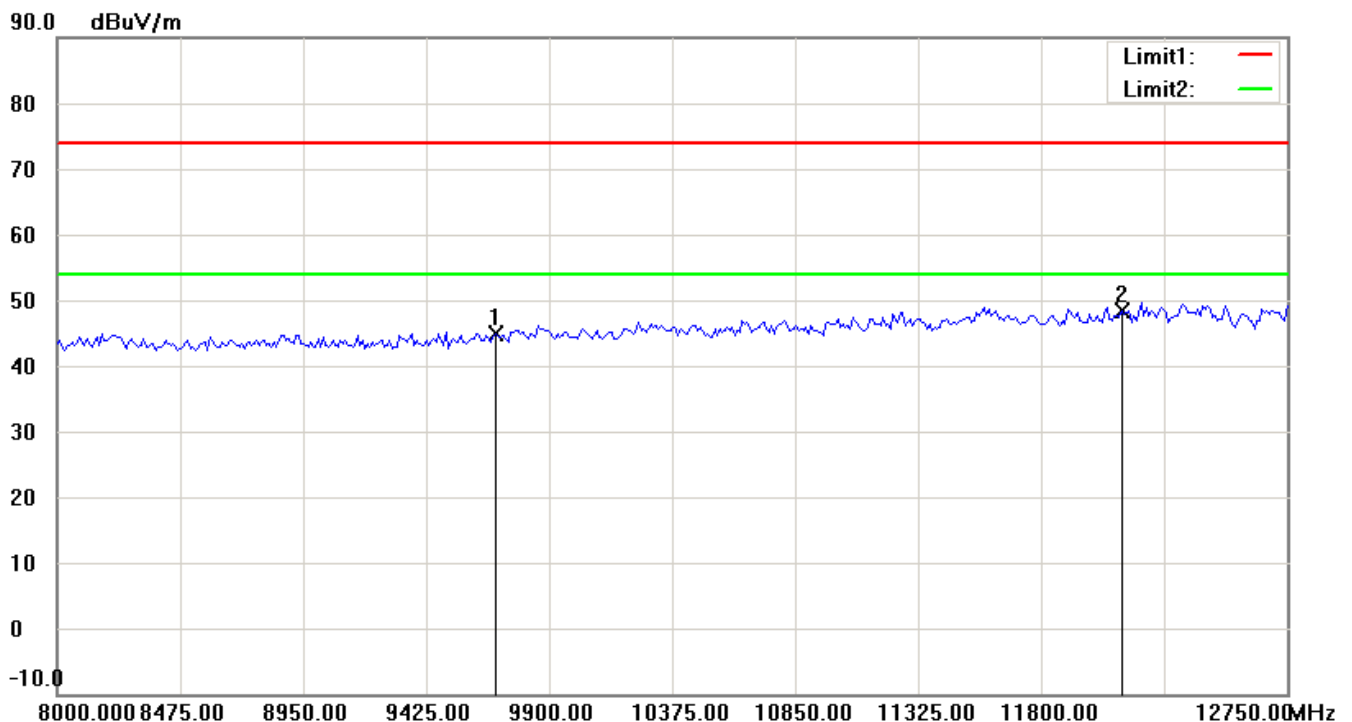
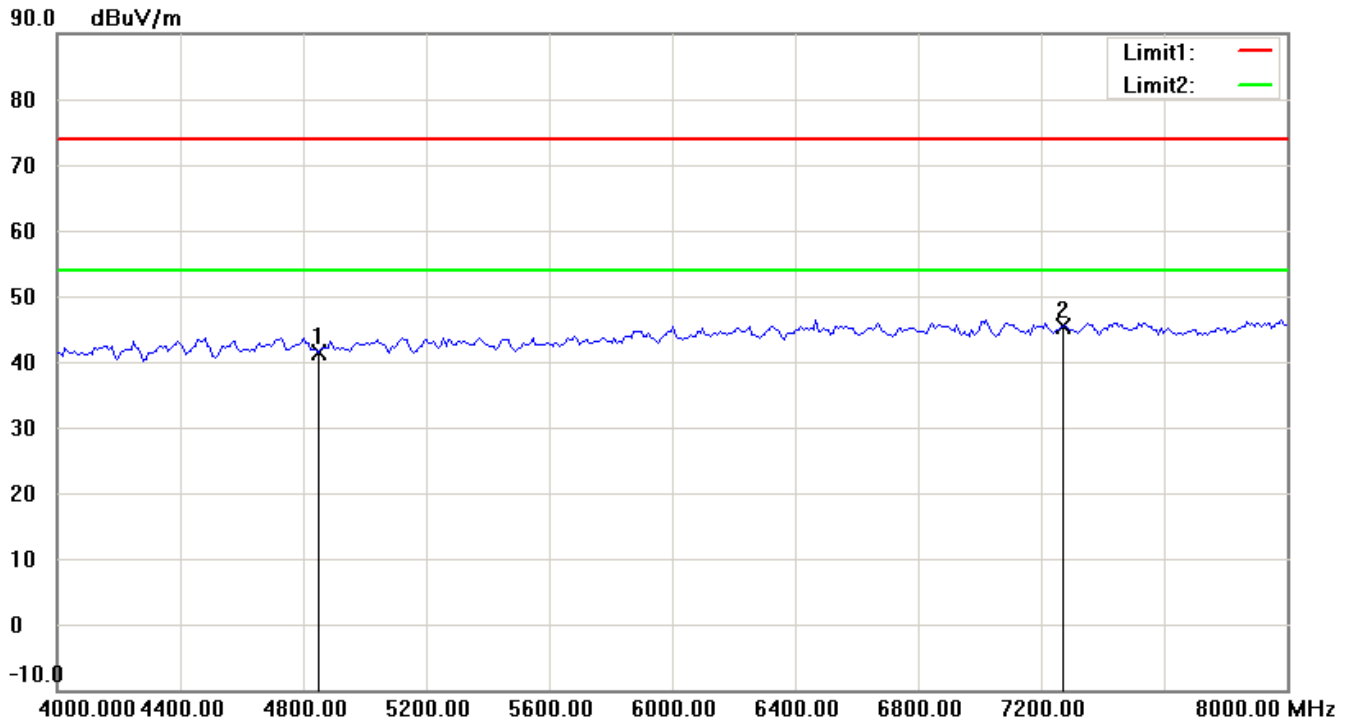
1. The attached measurement plots are preliminarily pre-scanned with peak detector for determining the final checking frequencies and are for reference only.
2. The some frequencies may exceed the limit line without the specified detectors, but that cannot present the results are failed to the specification of test standard.
3. For corrected test results are listed in the relevant table of radiated test data of this test report.



# Worldwide Testing Services(Taiwan) Co., Ltd.

Registration number: W6M21301-12981-C-1

FCC ID: YEI-N305213A



Up Line: Peak Limit Line Down Line: Ave Limit Line

Note:

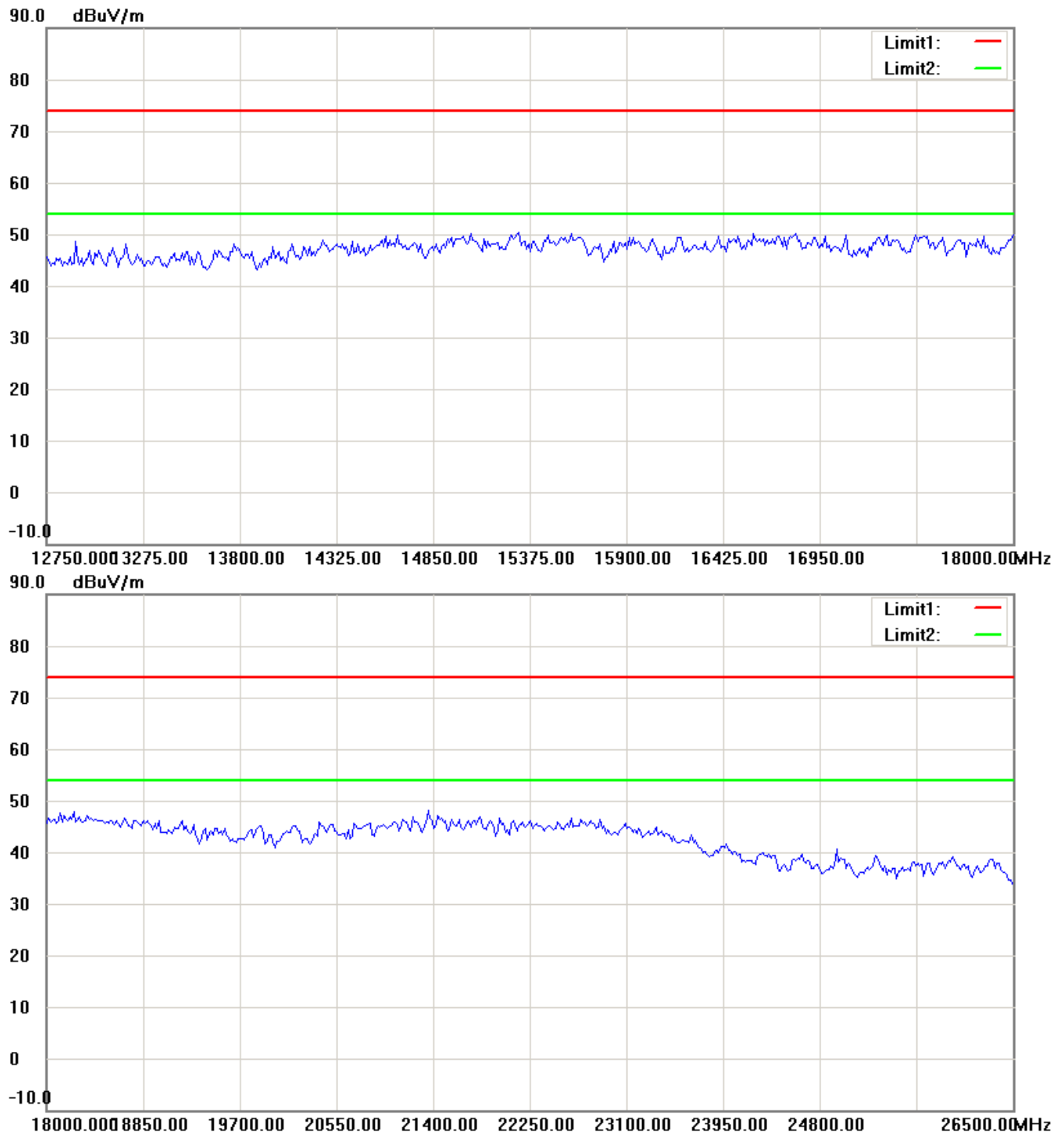
1. The attached measurement plots are preliminarily pre-scanned with peak detector for determining the final checking frequencies and are for reference only.
2. The some frequencies may exceed the limit line without the specified detectors, but that cannot present the results are failed to the specification of test standard.
3. For corrected test results are listed in the relevant table of radiated test data of this test report.



# Worldwide Testing Services(Taiwan) Co., Ltd.

Registration number: W6M21301-12981-C-1

FCC ID: YEI-N305213A



Up Line: Peak Limit Line Down Line: Ave Limit Line

Note:

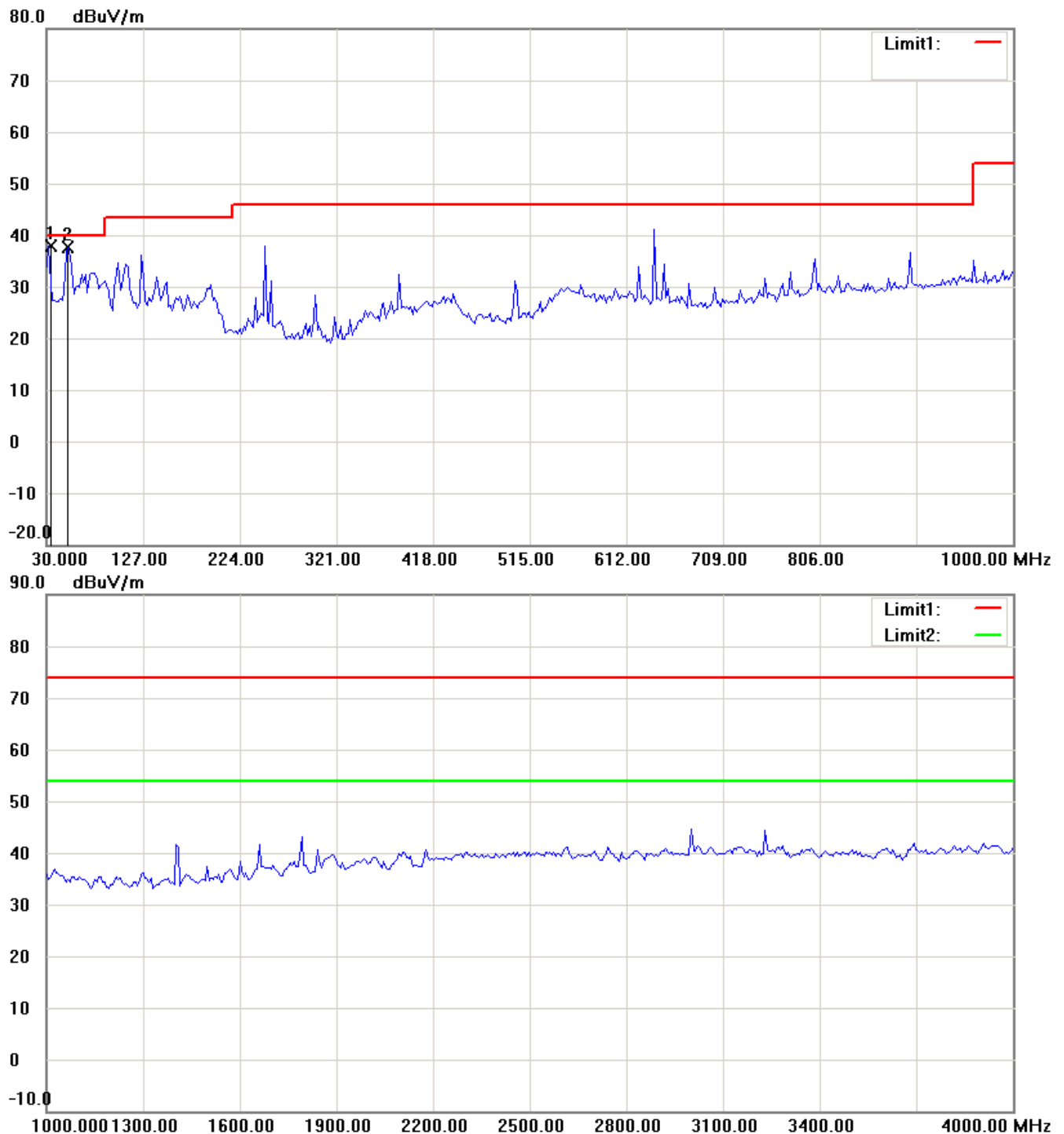
1. The attached measurement plots are preliminarily pre-scanned with peak detector for determining the final checking frequencies and are for reference only.
2. The some frequencies may exceed the limit line without the specified detectors, but that cannot present the results are failed to the specification of test standard.
3. For corrected test results are listed in the relevant table of radiated test data of this test report.



Registration number: W6M21301-12981-C-1

FCC ID: YEI-N305213A

## Antenna Polarization V



Up Line: Peak Limit Line Down Line: Ave Limit Line

Note:

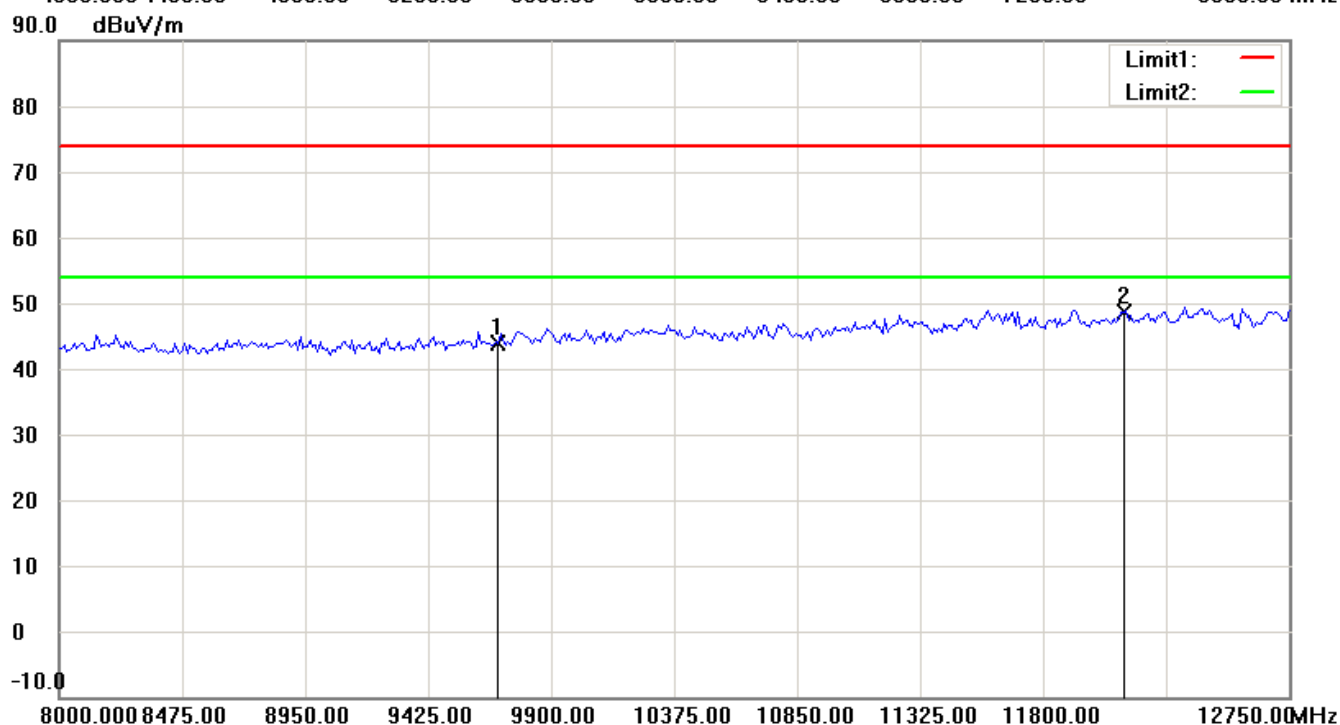
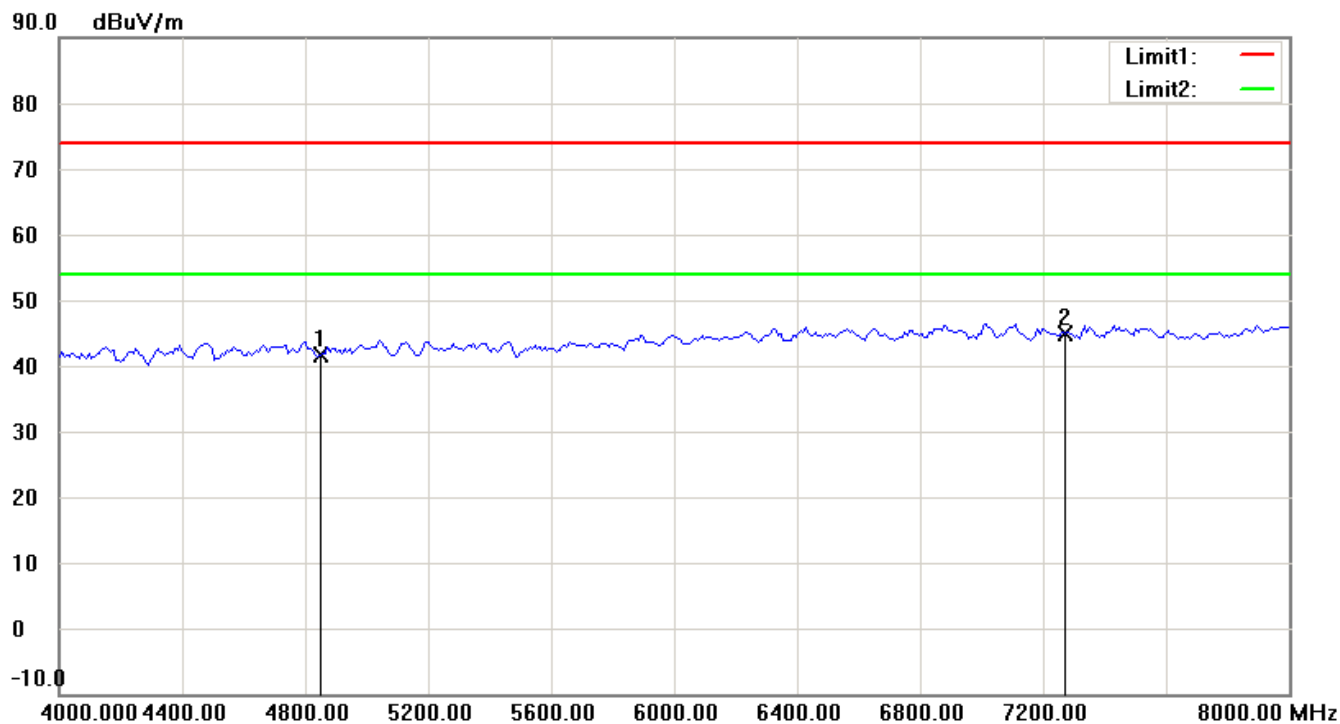
1. The attached measurement plots are preliminarily pre-scanned with peak detector for determining the final checking frequencies and are for reference only.
2. The some frequencies may exceed the limit line without the specified detectors, but that cannot present the results are failed to the specification of test standard.
3. For corrected test results are listed in the relevant table of radiated test data of this test report.



# Worldwide Testing Services(Taiwan) Co., Ltd.

Registration number: W6M21301-12981-C-1

FCC ID: YEI-N305213A



Up Line: Peak Limit Line Down Line: Ave Limit Line

Note:

1. The attached measurement plots are preliminarily pre-scanned with peak detector for determining the final checking frequencies and are for reference only.
2. The some frequencies may exceed the limit line without the specified detectors, but that cannot present the results are failed to the specification of test standard.
3. For corrected test results are listed in the relevant table of radiated test data of this test report.

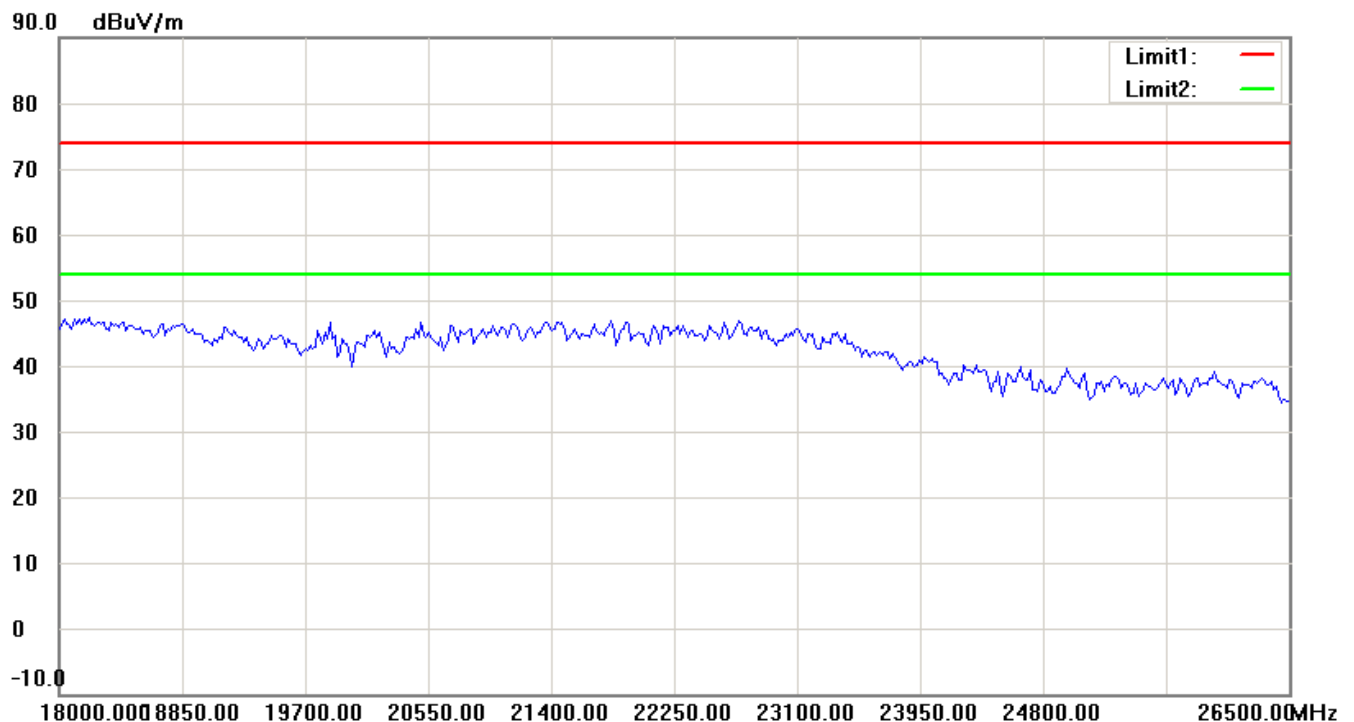
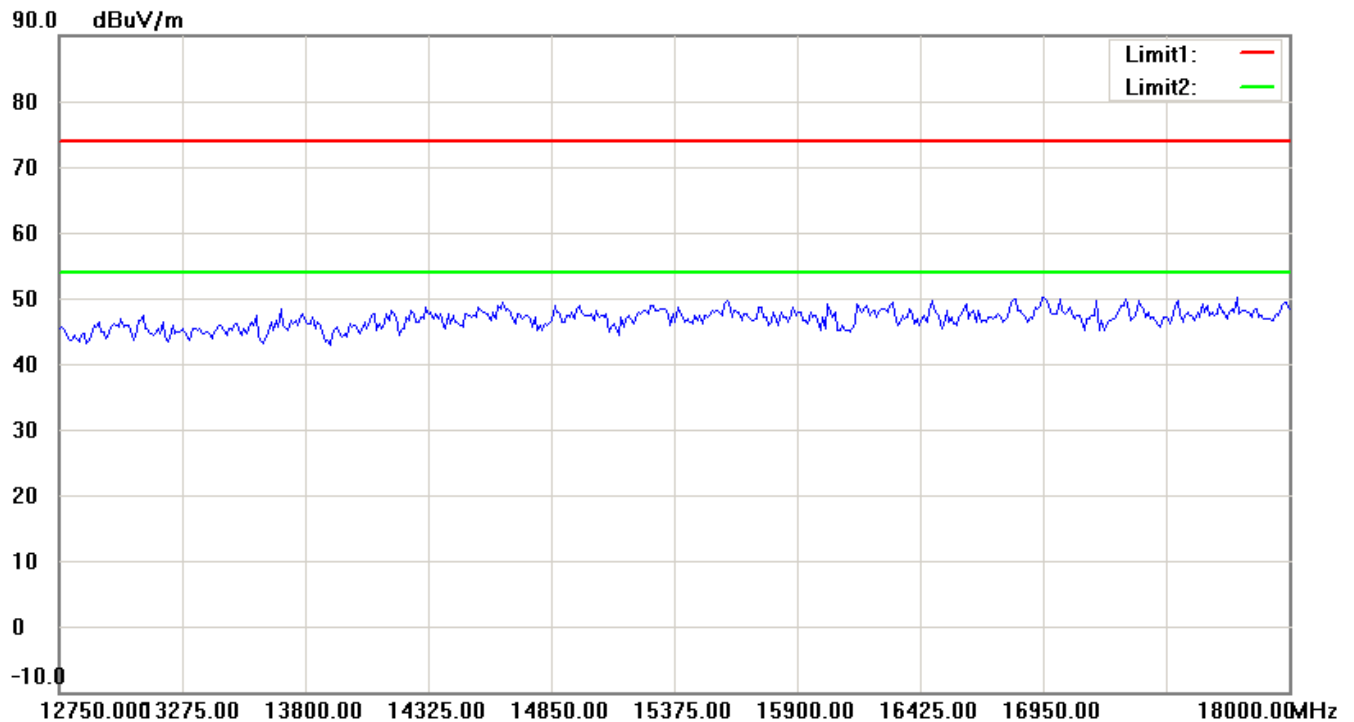




# Worldwide Testing Services(Taiwan) Co., Ltd.

Registration number: W6M21301-12981-C-1

FCC ID: YEI-N305213A



Up Line: Peak Limit Line Down Line: Ave Limit Line

Note:

1. The attached measurement plots are preliminarily pre-scanned with peak detector for determining the final checking frequencies and are for reference only.
2. The some frequencies may exceed the limit line without the specified detectors, but that cannot present the results are failed to the specification of test standard.
3. For corrected test results are listed in the relevant table of radiated test data of this test report.

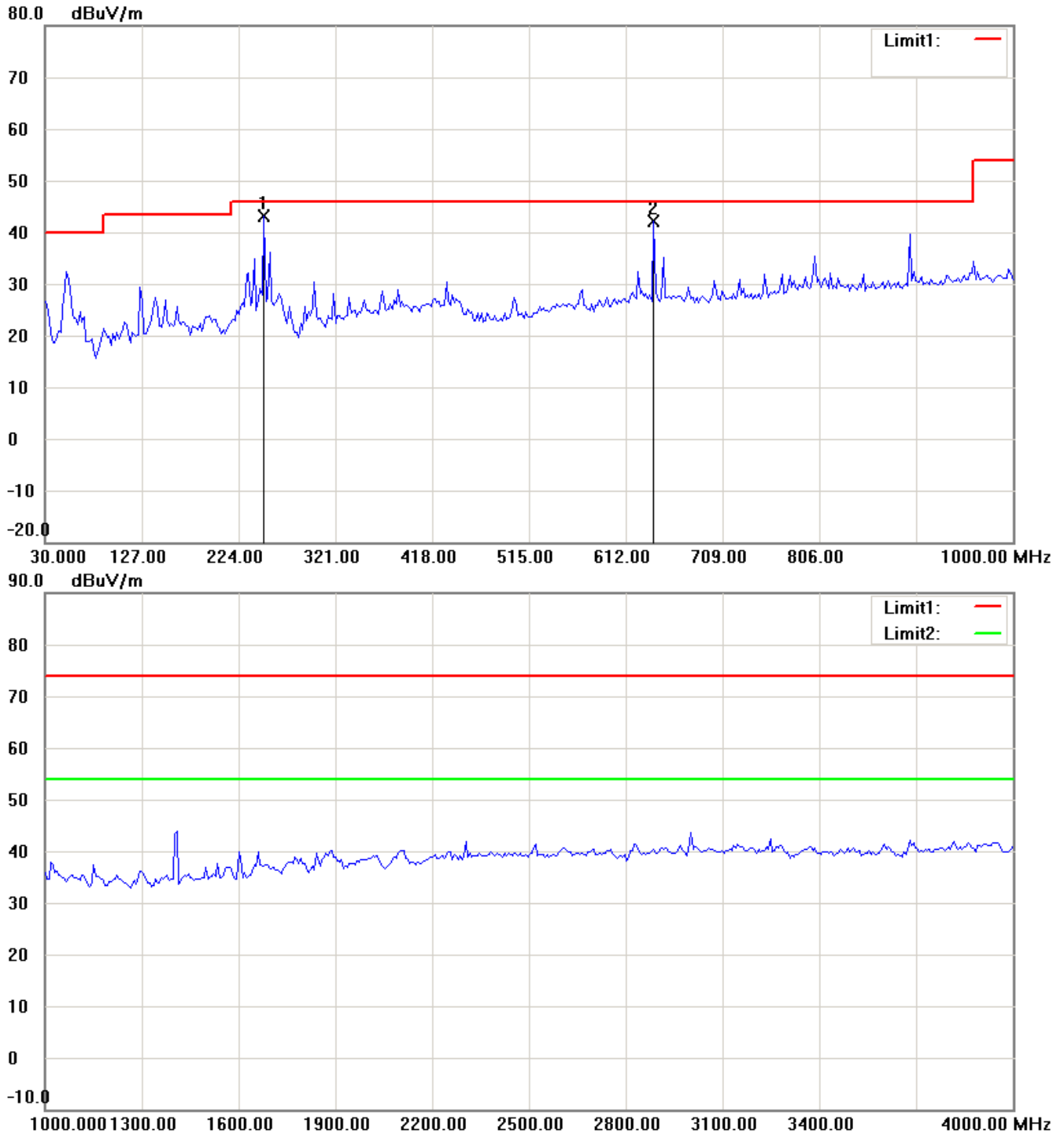


Registration number: W6M21301-12981-C-1

FCC ID: YEI-N305213A

CH4

Antenna Polarization H



Up Line: Peak Limit Line Down Line: Ave Limit Line

Note:

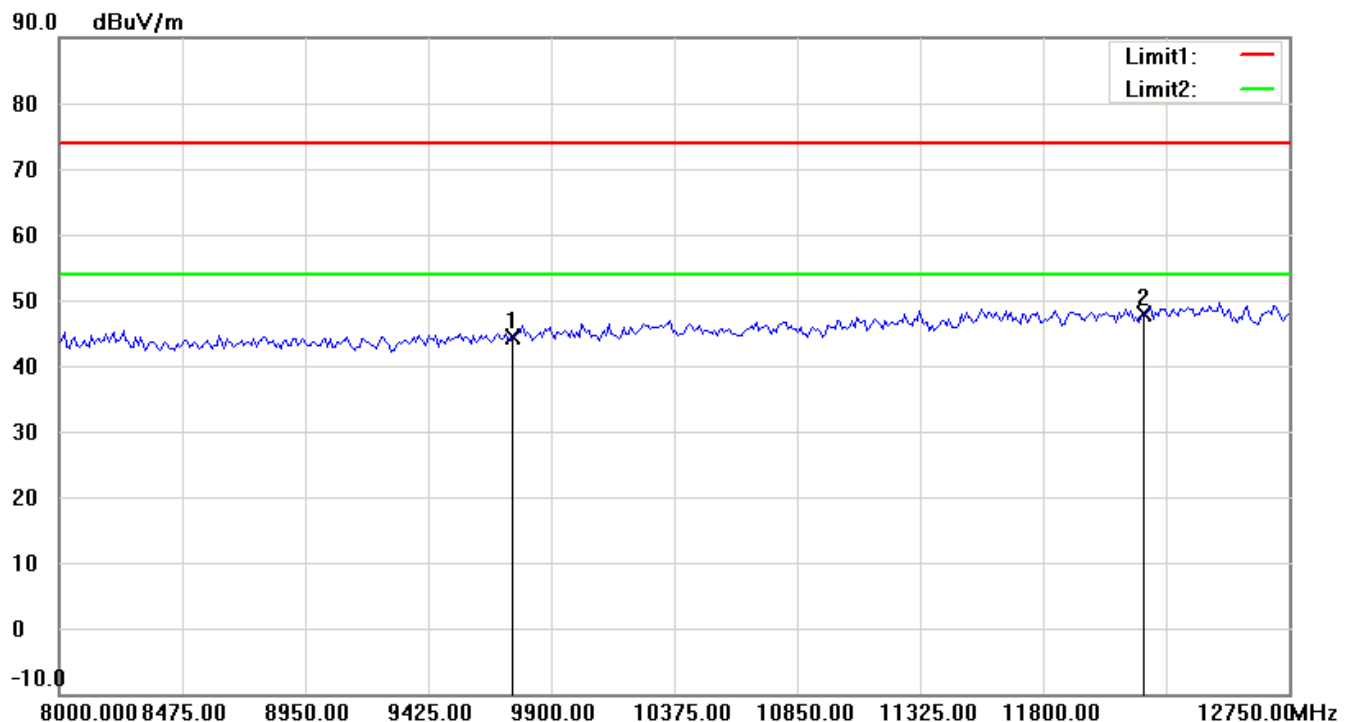
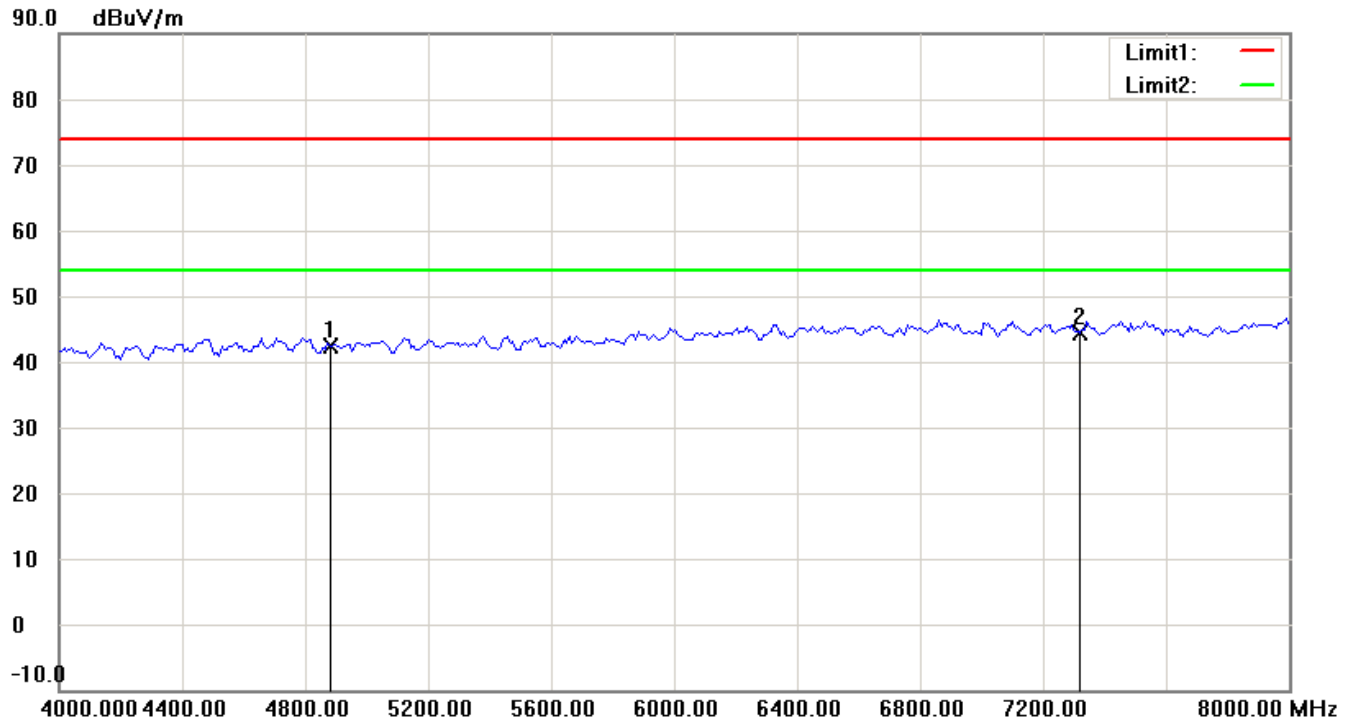
1. The attached measurement plots are preliminarily pre-scanned with peak detector for determining the final checking frequencies and are for reference only.
2. The some frequencies may exceed the limit line without the specified detectors, but that cannot present the results are failed to the specification of test standard.
3. For corrected test results are listed in the relevant table of radiated test data of this test report.



# Worldwide Testing Services(Taiwan) Co., Ltd.

Registration number: W6M21301-12981-C-1

FCC ID: YEI-N305213A



Up Line: Peak Limit Line Down Line: Ave Limit Line

Note:

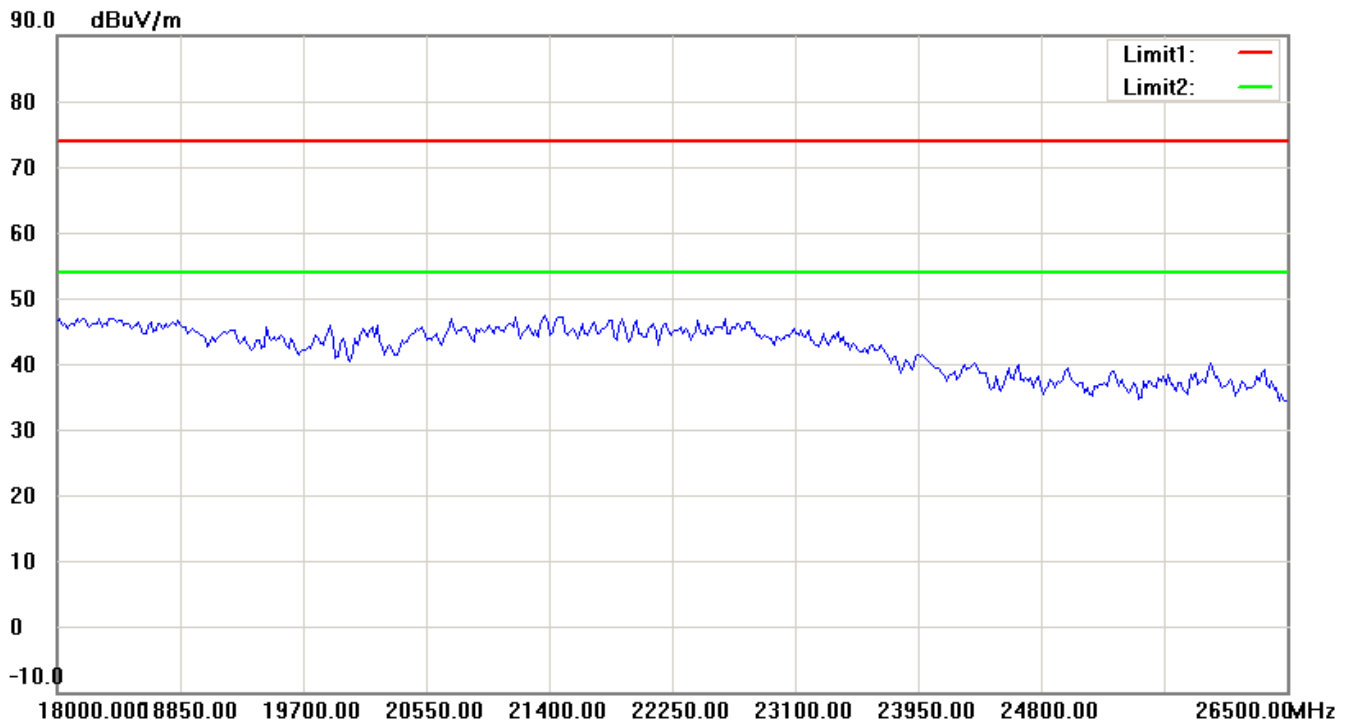
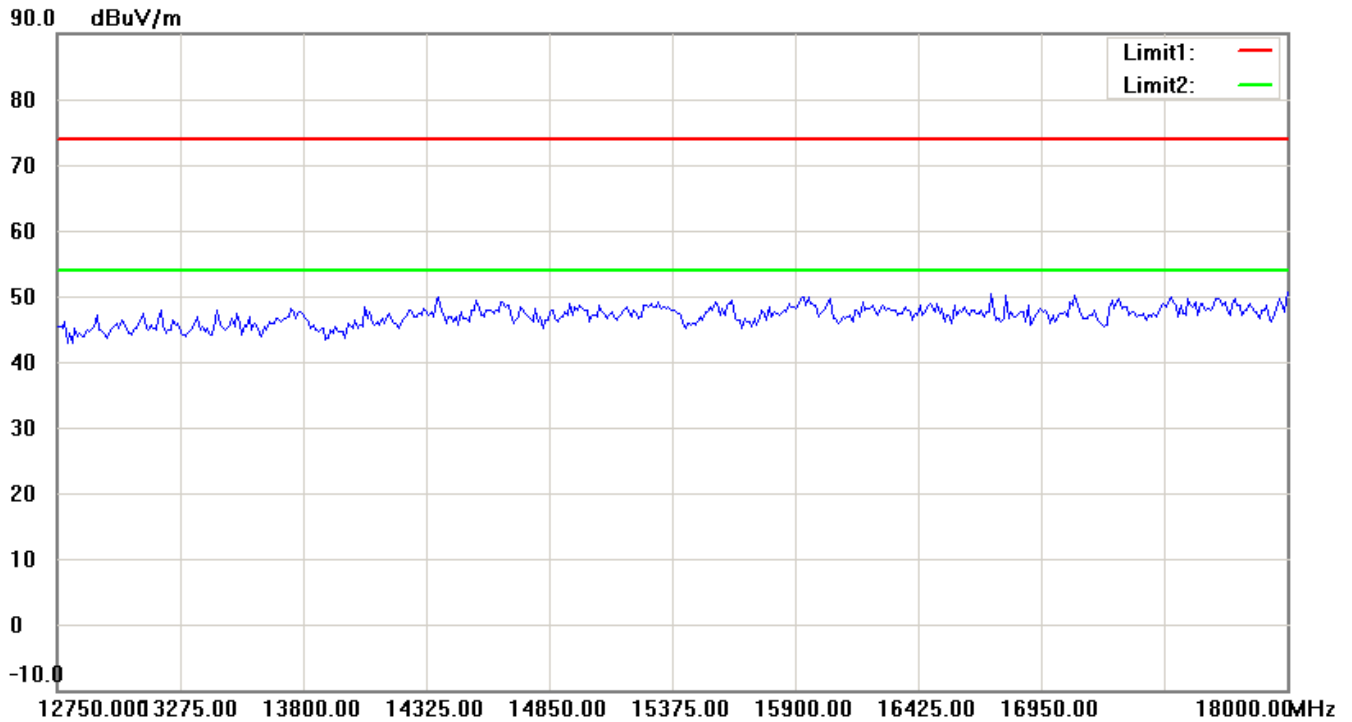
1. The attached measurement plots are preliminarily pre-scanned with peak detector for determining the final checking frequencies and are for reference only.
2. The some frequencies may exceed the limit line without the specified detectors, but that cannot present the results are failed to the specification of test standard.
3. For corrected test results are listed in the relevant table of radiated test data of this test report.



# Worldwide Testing Services(Taiwan) Co., Ltd.

Registration number: W6M21301-12981-C-1

FCC ID: YEI-N305213A



Up Line: Peak Limit Line Down Line: Ave Limit Line

Note:

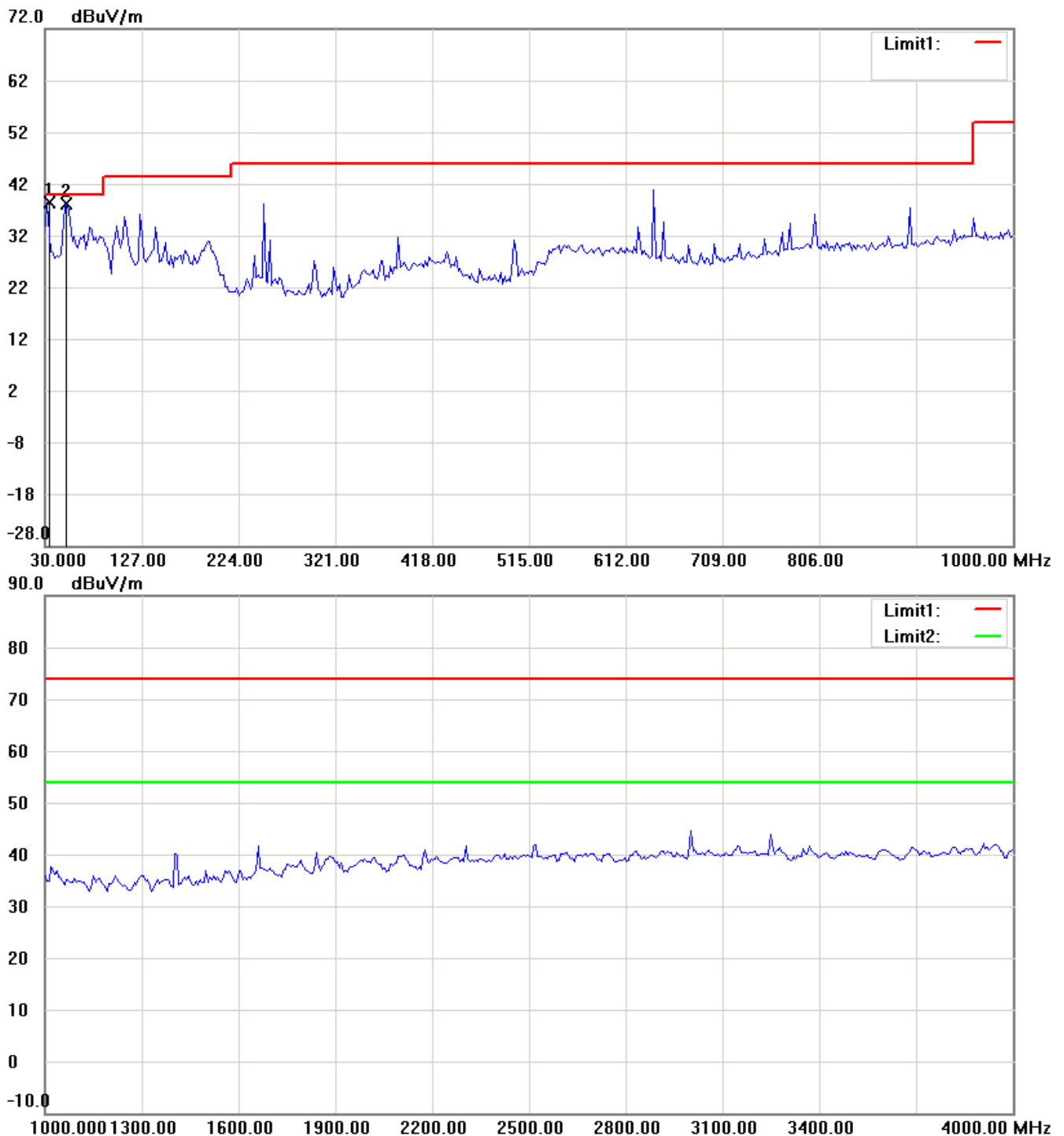
1. The attached measurement plots are preliminarily pre-scanned with peak detector for determining the final checking frequencies and are for reference only.
2. The some frequencies may exceed the limit line without the specified detectors, but that cannot present the results are failed to the specification of test standard.
3. For corrected test results are listed in the relevant table of radiated test data of this test report.



Registration number: W6M21301-12981-C-1

FCC ID: YEI-N305213A

## Antenna Polarization V



Up Line: Peak Limit Line Down Line: Ave Limit Line

Note:

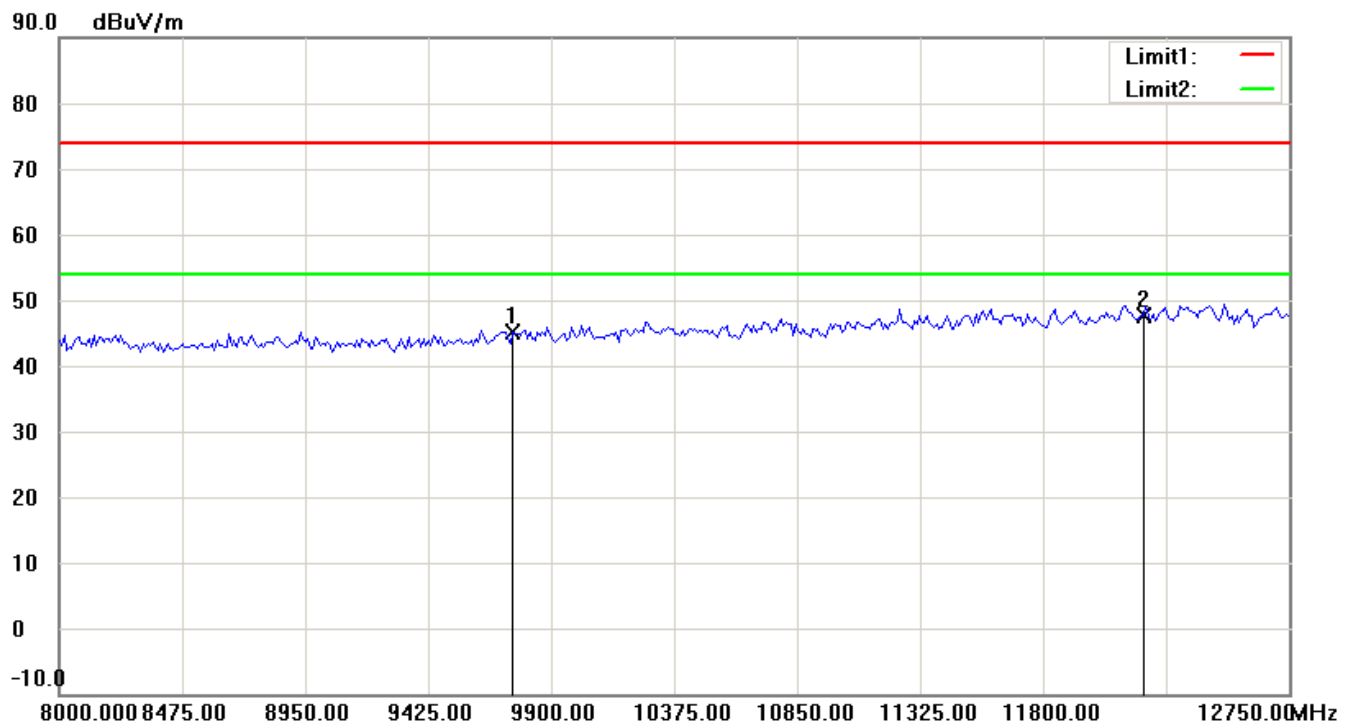
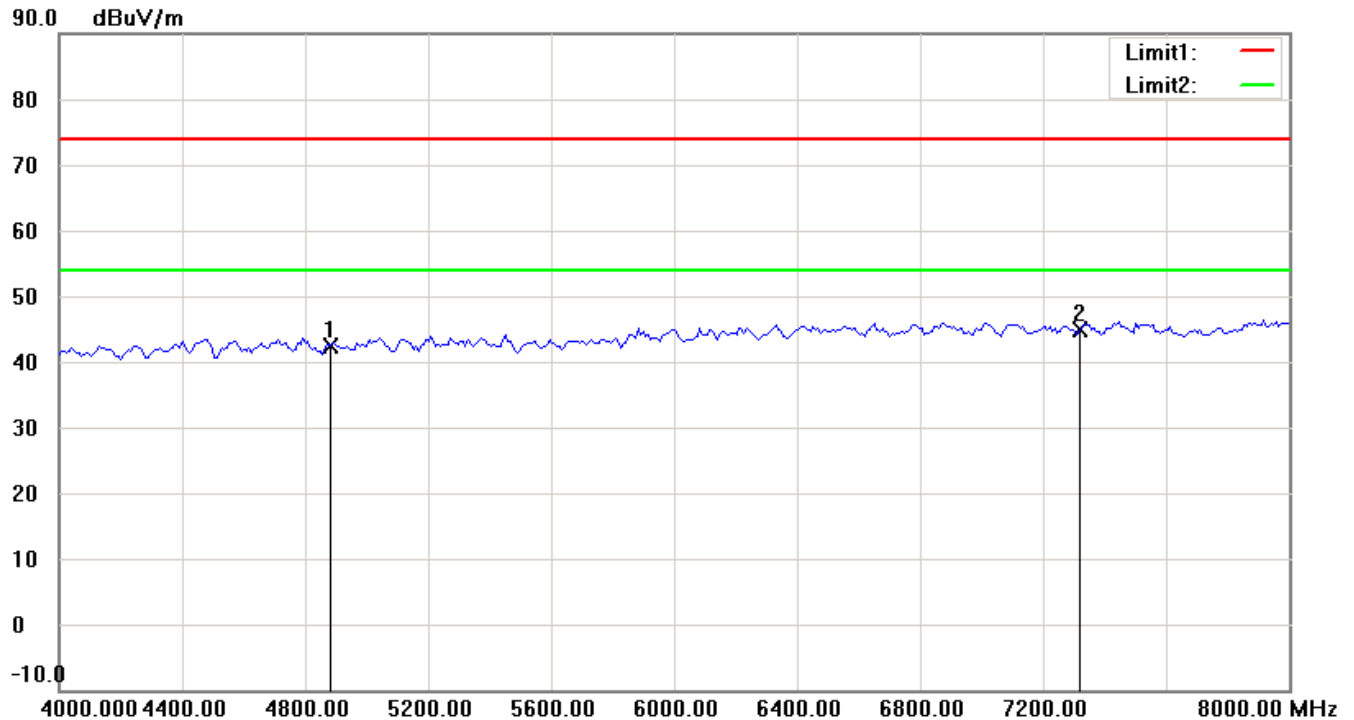
1. The attached measurement plots are preliminarily pre-scanned with peak detector for determining the final checking frequencies and are for reference only.
2. The some frequencies may exceed the limit line without the specified detectors, but that cannot present the results are failed to the specification of test standard.
3. For corrected test results are listed in the relevant table of radiated test data of this test report.



# Worldwide Testing Services(Taiwan) Co., Ltd.

Registration number: W6M21301-12981-C-1

FCC ID: YEI-N305213A



Up Line: Peak Limit Line Down Line: Ave Limit Line

Note:

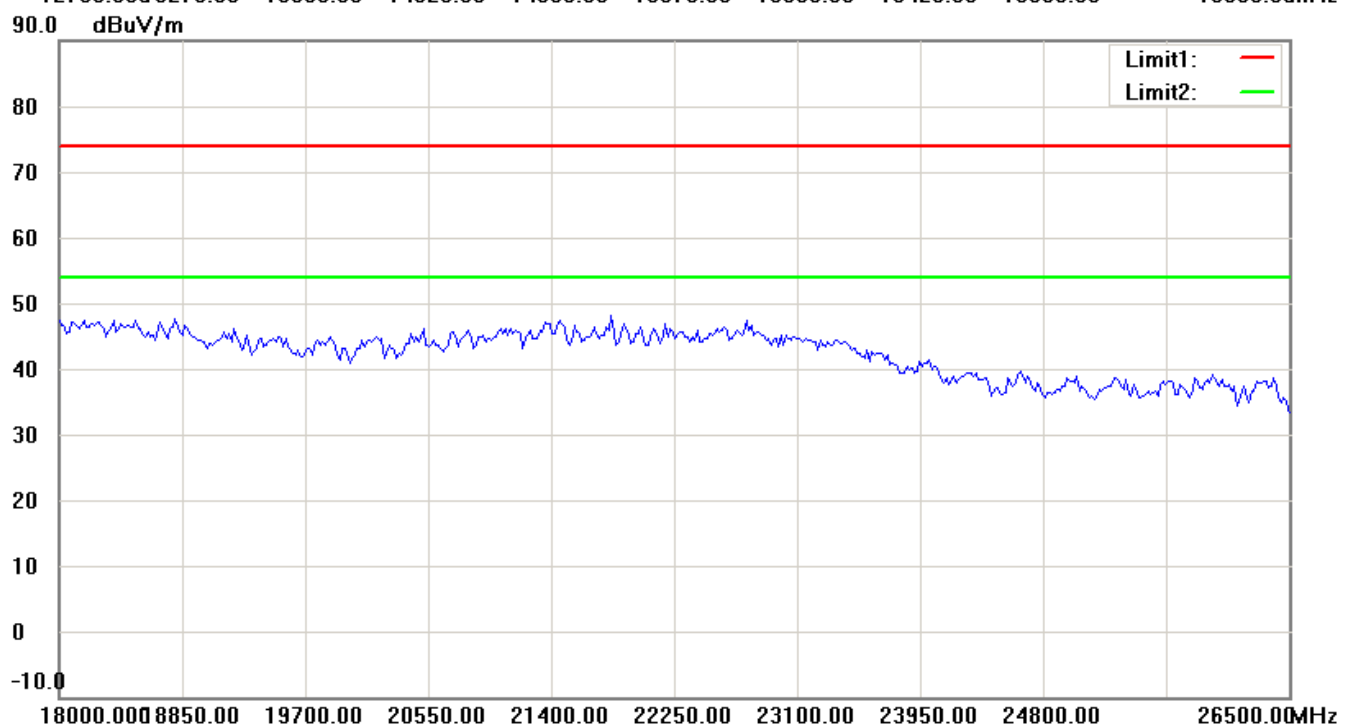
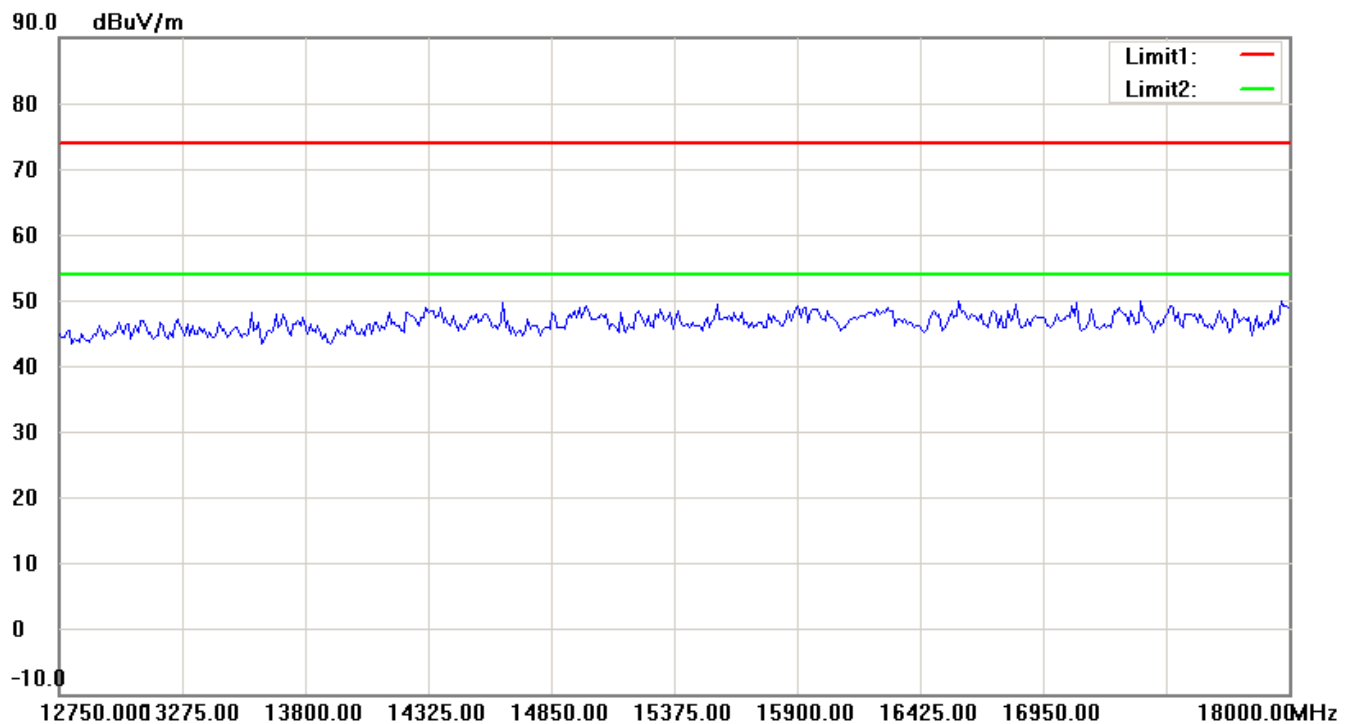
1. The attached measurement plots are preliminarily pre-scanned with peak detector for determining the final checking frequencies and are for reference only.
2. The some frequencies may exceed the limit line without the specified detectors, but that cannot present the results are failed to the specification of test standard.
3. For corrected test results are listed in the relevant table of radiated test data of this test report.



# Worldwide Testing Services(Taiwan) Co., Ltd.

Registration number: W6M21301-12981-C-1

FCC ID: YEI-N305213A



Up Line: Peak Limit Line Down Line: Ave Limit Line

Note:

1. The attached measurement plots are preliminarily pre-scanned with peak detector for determining the final checking frequencies and are for reference only.
2. The some frequencies may exceed the limit line without the specified detectors, but that cannot present the results are failed to the specification of test standard.
3. For corrected test results are listed in the relevant table of radiated test data of this test report.

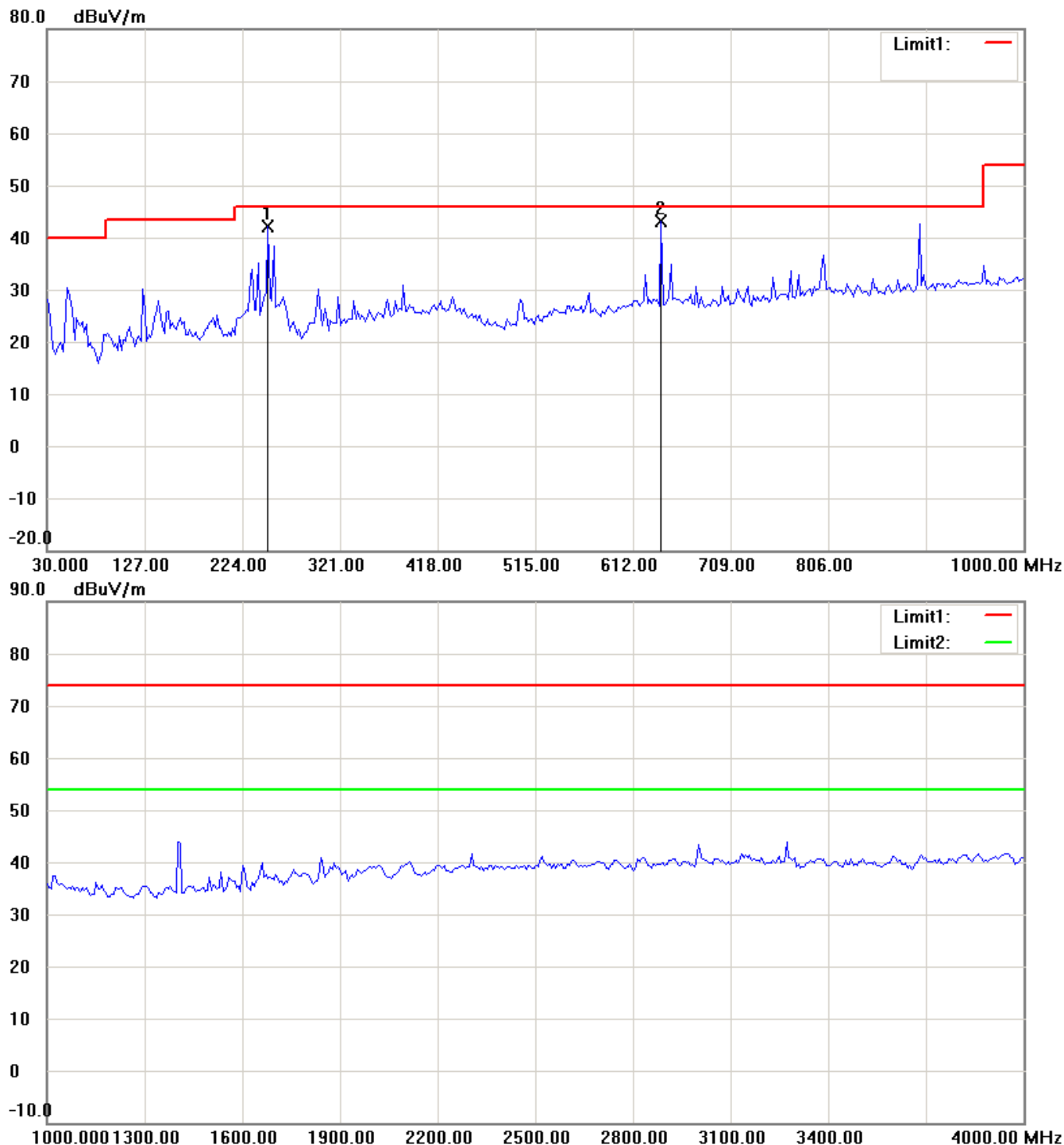


Registration number: W6M21301-12981-C-1

FCC ID: YEI-N305213A

CH7

Antenna Polarization H



Up Line: Peak Limit Line Down Line: Ave Limit Line

Note:

1. The attached measurement plots are preliminarily pre-scanned with peak detector for determining the final checking frequencies and are for reference only.
2. The some frequencies may exceed the limit line without the specified detectors, but that cannot present the results are failed to the specification of test standard.
3. For corrected test results are listed in the relevant table of radiated test data of this test report.

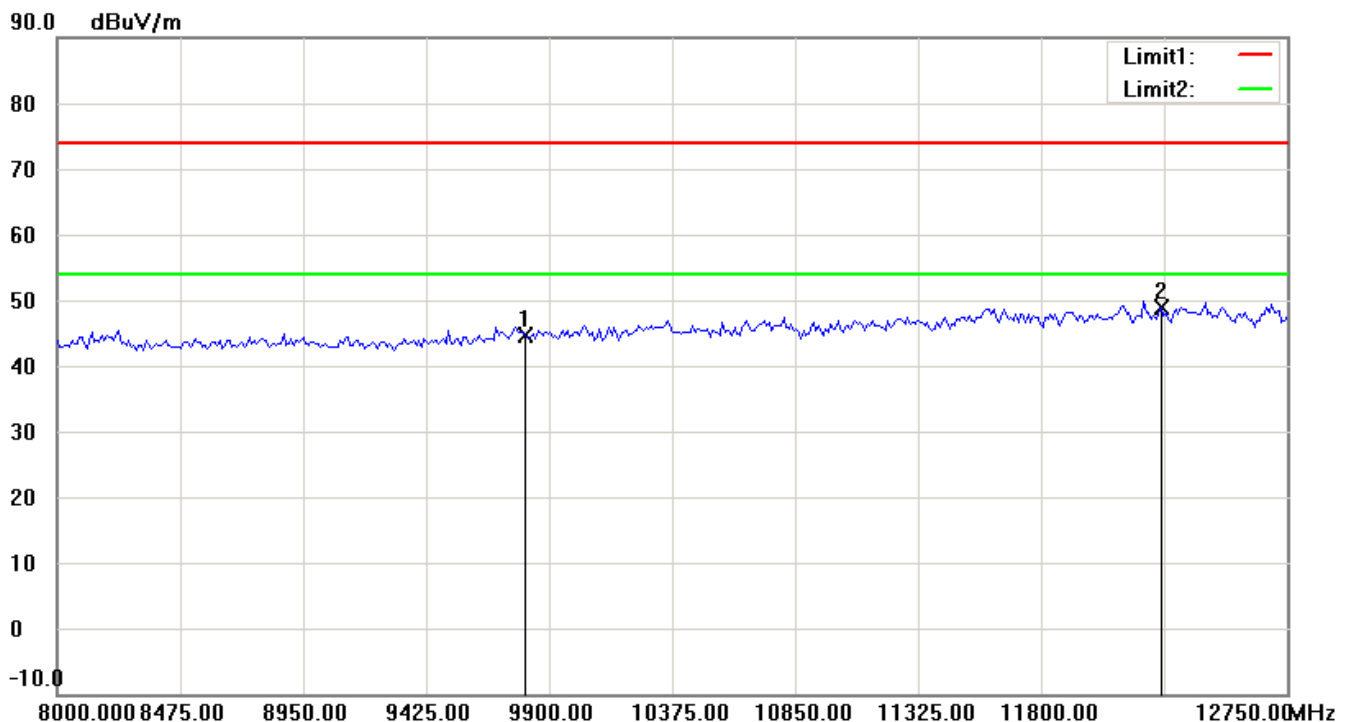
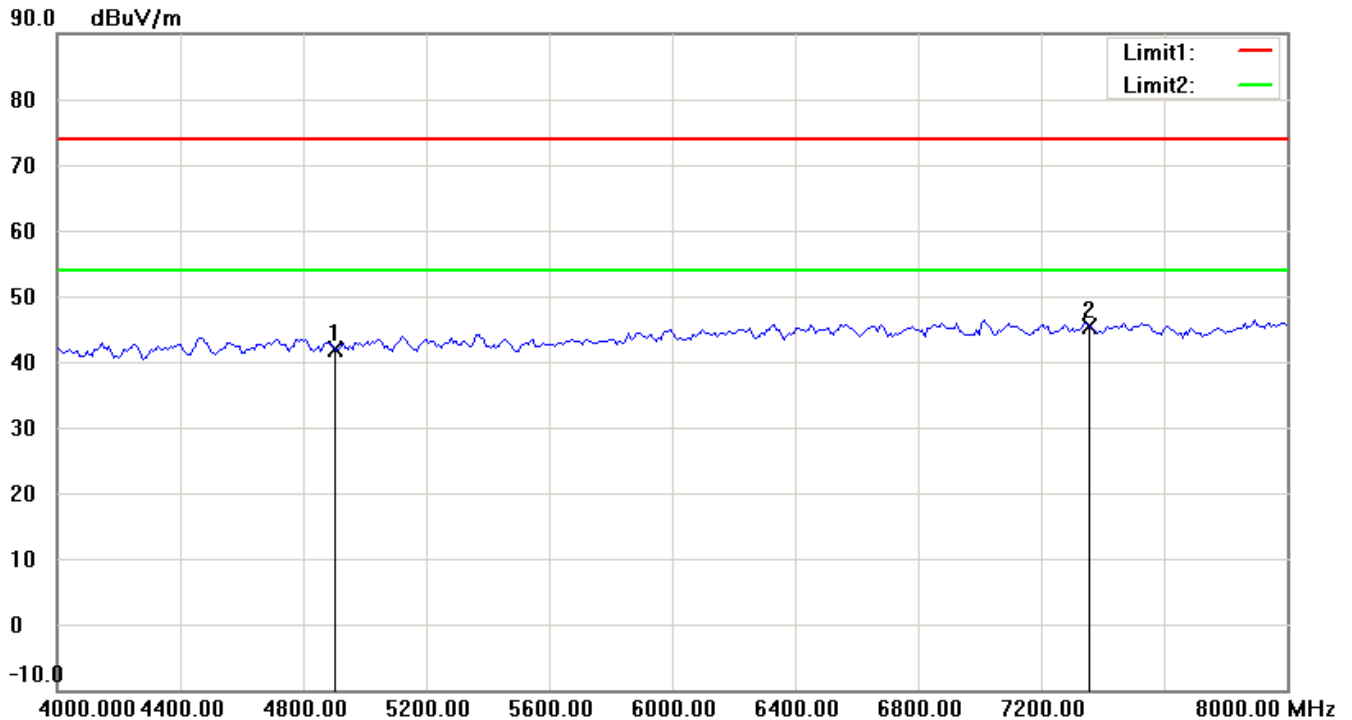




# Worldwide Testing Services(Taiwan) Co., Ltd.

Registration number: W6M21301-12981-C-1

FCC ID: YEI-N305213A



Up Line: Peak Limit Line Down Line: Ave Limit Line

Note:

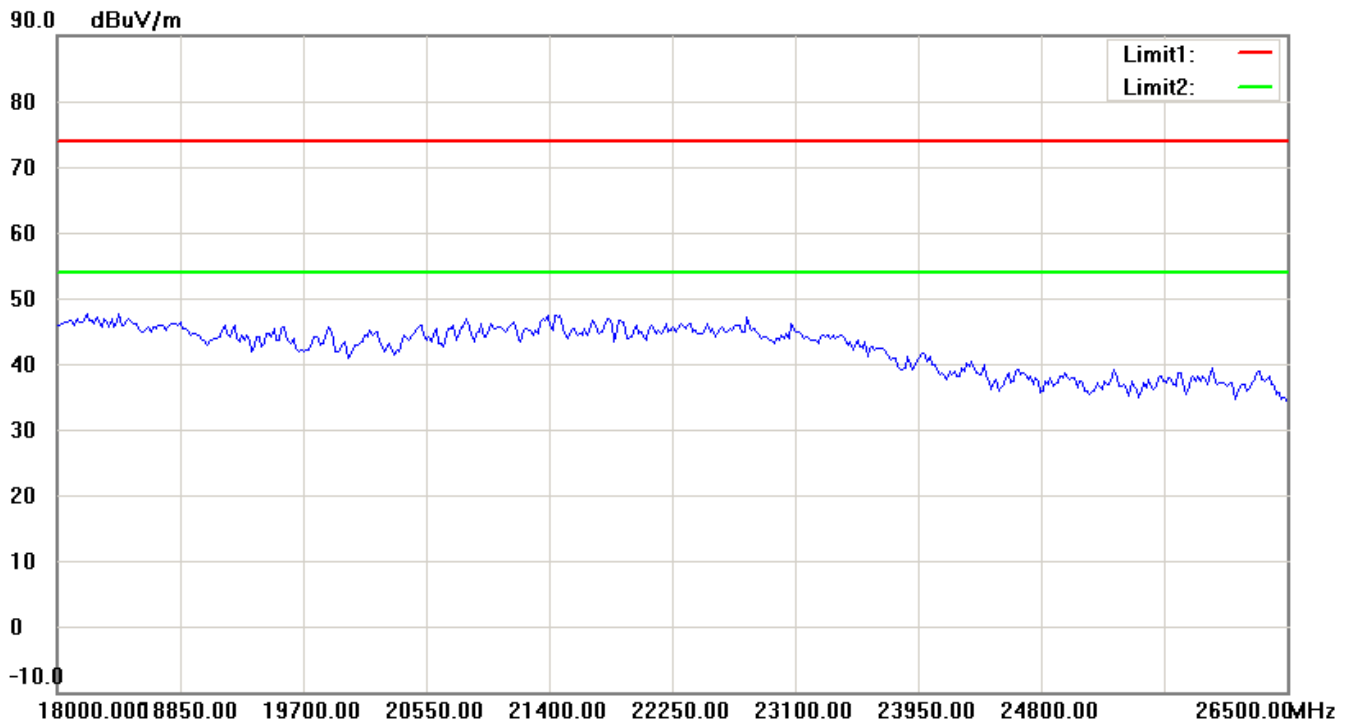
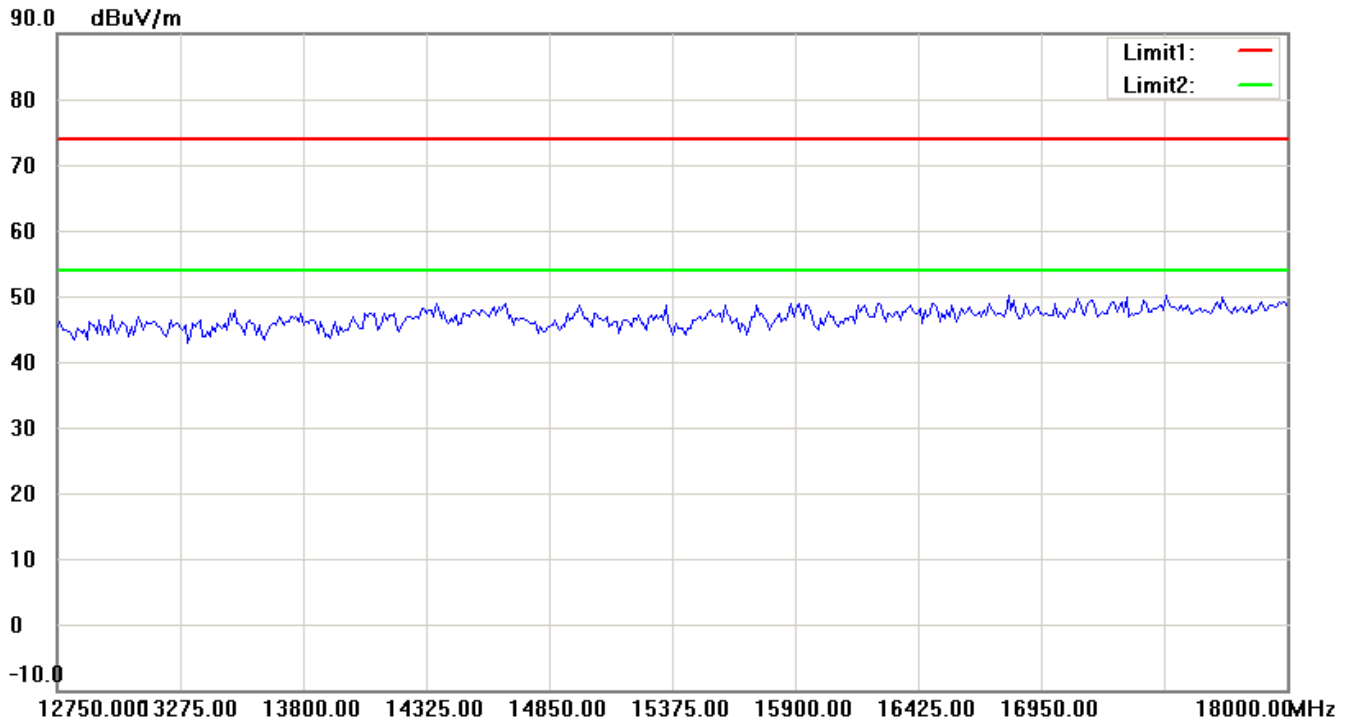
1. The attached measurement plots are preliminarily pre-scanned with peak detector for determining the final checking frequencies and are for reference only.
2. The some frequencies may exceed the limit line without the specified detectors, but that cannot present the results are failed to the specification of test standard.
3. For corrected test results are listed in the relevant table of radiated test data of this test report.



# Worldwide Testing Services(Taiwan) Co., Ltd.

Registration number: W6M21301-12981-C-1

FCC ID: YEI-N305213A



Up Line: Peak Limit Line Down Line: Ave Limit Line

Note:

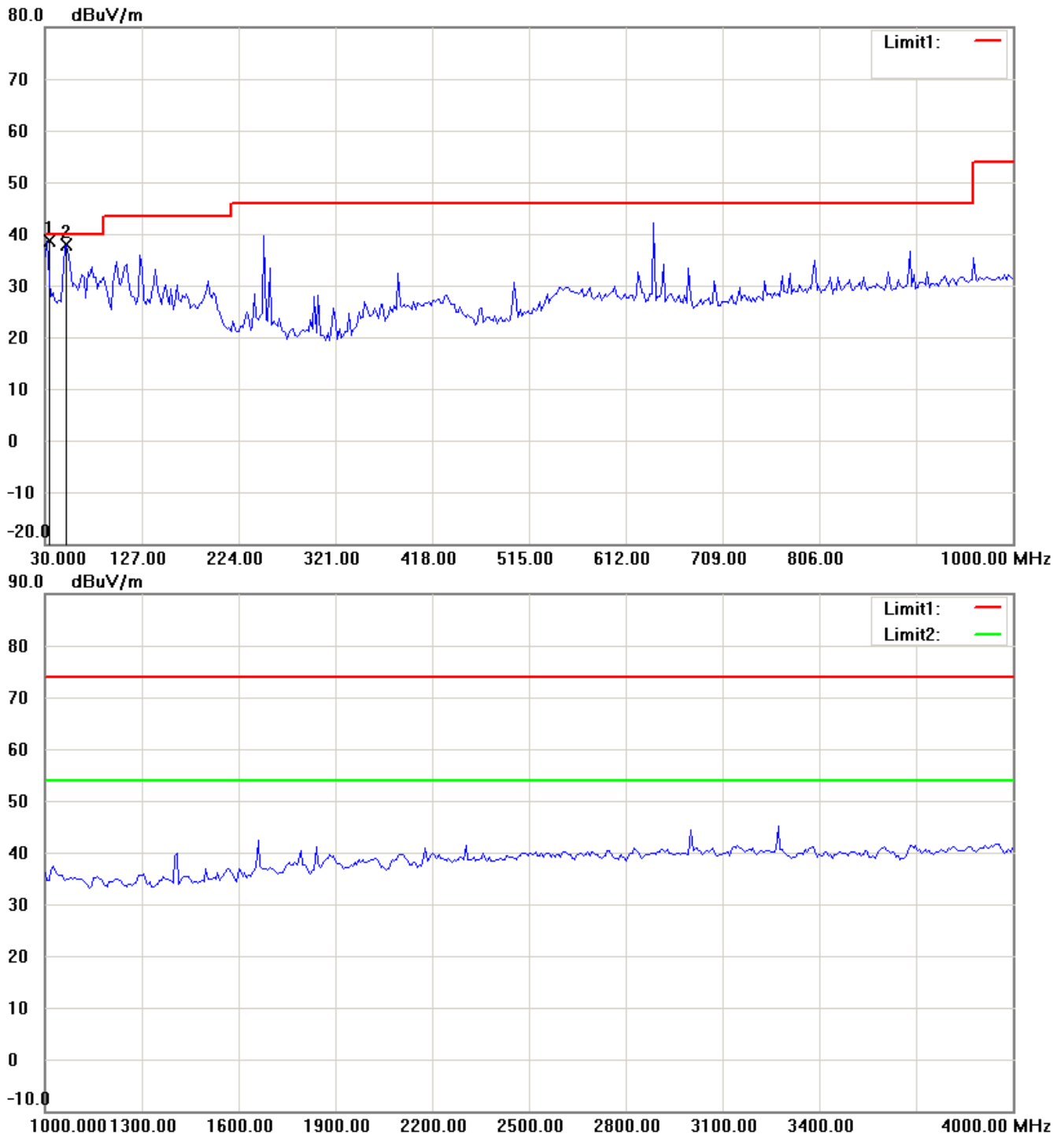
1. The attached measurement plots are preliminarily pre-scanned with peak detector for determining the final checking frequencies and are for reference only.
2. The some frequencies may exceed the limit line without the specified detectors, but that cannot present the results are failed to the specification of test standard.
3. For corrected test results are listed in the relevant table of radiated test data of this test report.



Registration number: W6M21301-12981-C-1

FCC ID: YEI-N305213A

## Antenna Polarization V



Up Line: Peak Limit Line Down Line: Ave Limit Line

Note:

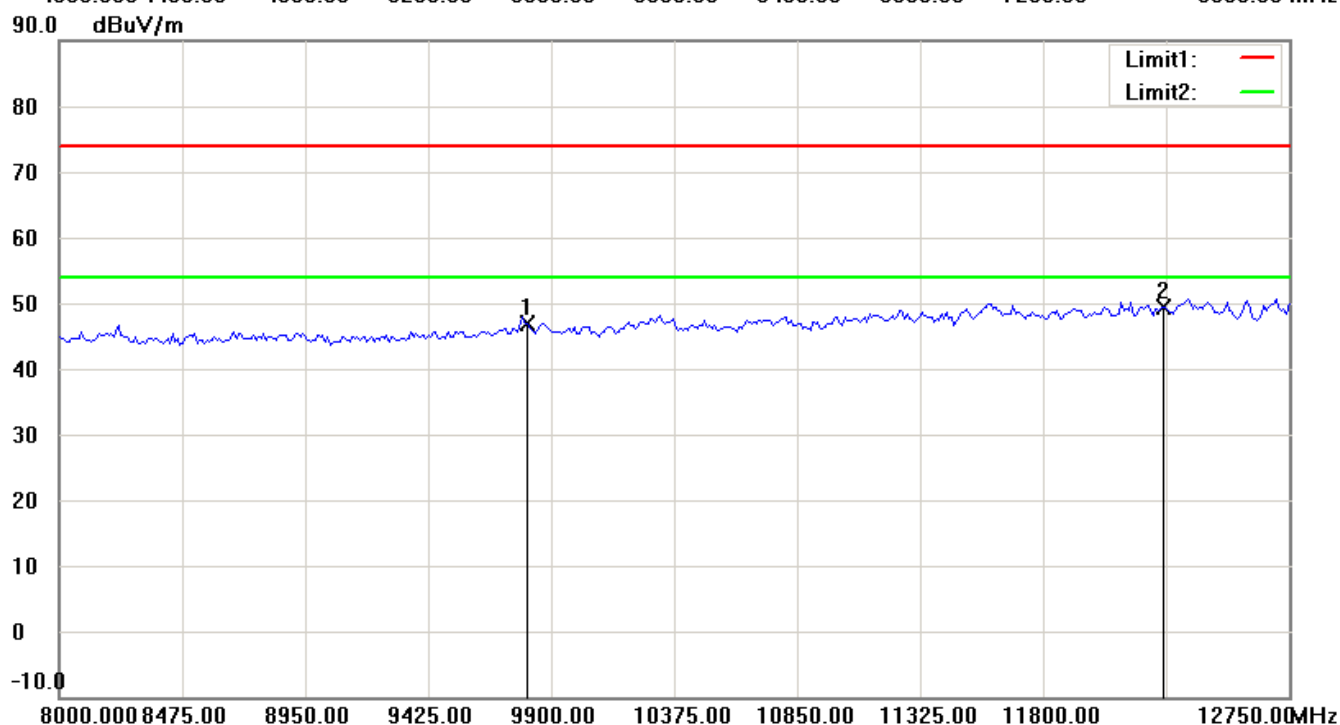
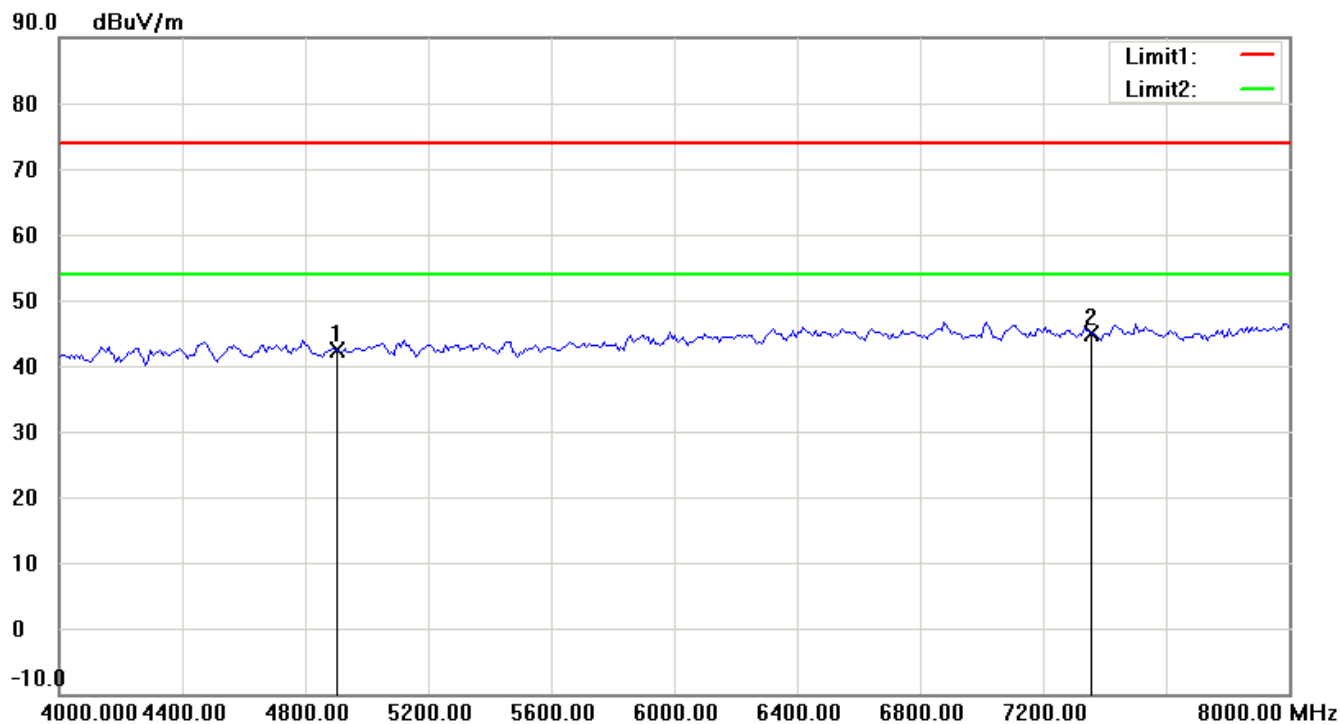
1. The attached measurement plots are preliminarily pre-scanned with peak detector for determining the final checking frequencies and are for reference only.
2. The some frequencies may exceed the limit line without the specified detectors, but that cannot present the results are failed to the specification of test standard.
3. For corrected test results are listed in the relevant table of radiated test data of this test report.



# Worldwide Testing Services(Taiwan) Co., Ltd.

Registration number: W6M21301-12981-C-1

FCC ID: YEI-N305213A



Up Line: Peak Limit Line Down Line: Ave Limit Line

Note:

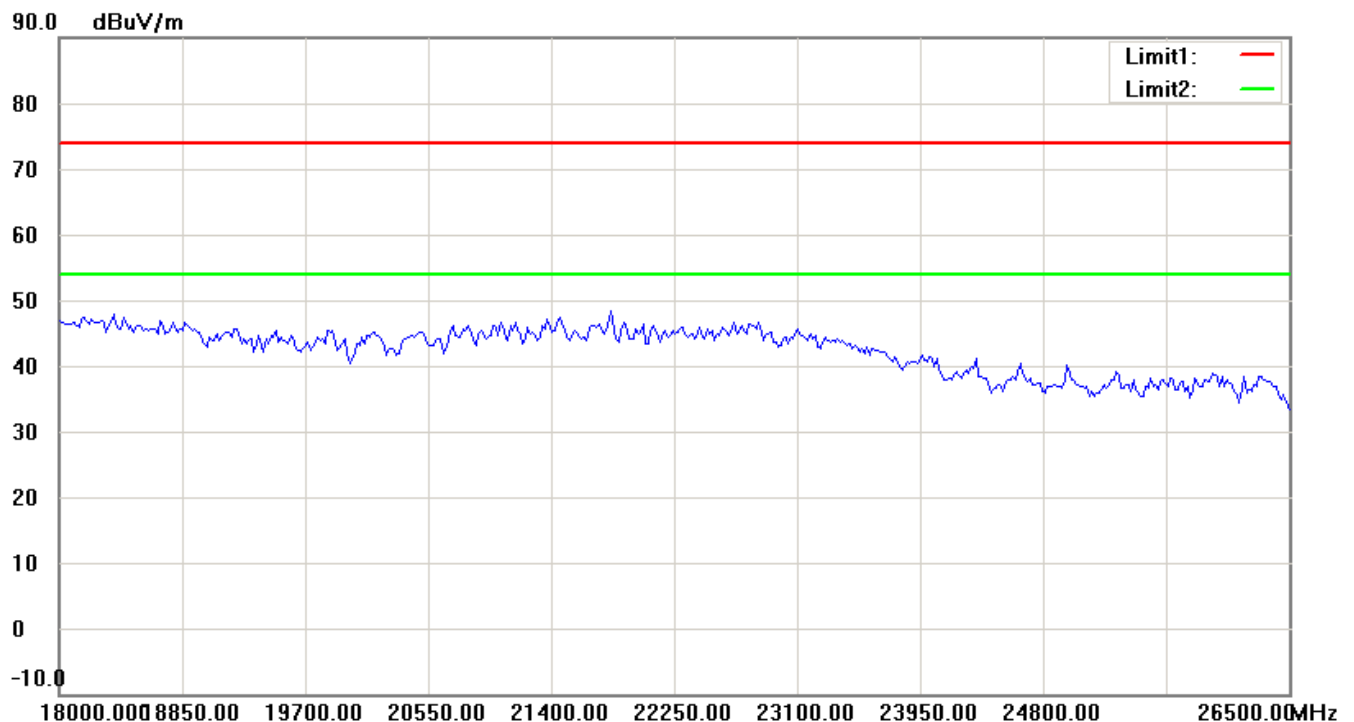
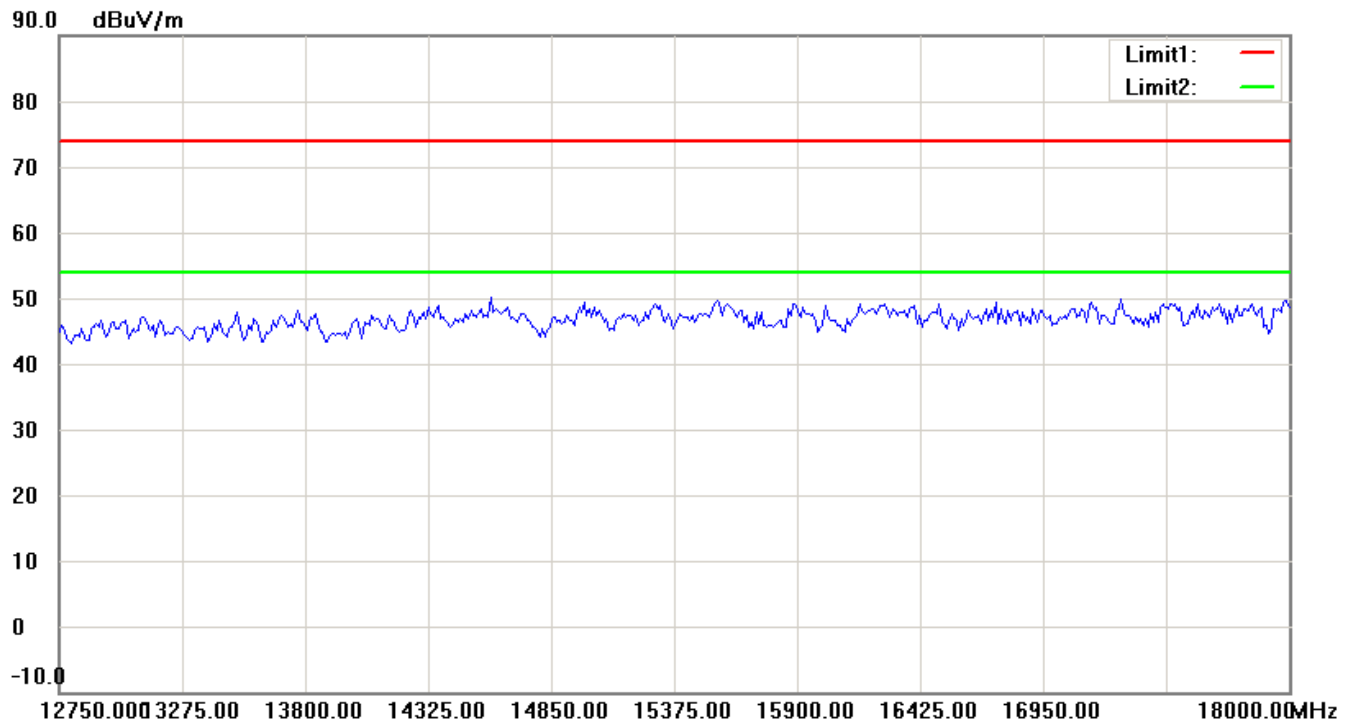
1. The attached measurement plots are preliminarily pre-scanned with peak detector for determining the final checking frequencies and are for reference only.
2. The some frequencies may exceed the limit line without the specified detectors, but that cannot present the results are failed to the specification of test standard.
3. For corrected test results are listed in the relevant table of radiated test data of this test report.



# Worldwide Testing Services(Taiwan) Co., Ltd.

Registration number: W6M21301-12981-C-1

FCC ID: YEI-N305213A



Up Line: Peak Limit Line Down Line: Ave Limit Line

Note:

1. The attached measurement plots are preliminarily pre-scanned with peak detector for determining the final checking frequencies and are for reference only.
2. The some frequencies may exceed the limit line without the specified detectors, but that cannot present the results are failed to the specification of test standard.
3. For corrected test results are listed in the relevant table of radiated test data of this test report.