

# TEST REPORT

**Application No.:** SZCR2307002410AT  
**Applicant:** DT Research, Inc.  
**Address of Applicant:** 3RD FL NO 36 WUQUAN 7TH RD WUGU DISTRICT, NEW TAIPEI, Taiwan  
**Manufacturer:** DT Research, Inc.  
**Address of Manufacturer:** 2000 Concourse Drive, San Jose, CA 95131, USA  
**Factory:** DT Research, Inc. Taiwan Branch  
**Address of Factory:** 6F., No.36 Wuquan 7 th Rd., Wugu Dist. New Taipei City 248 Taiwan  
**Equipment Under Test (EUT):**  
**EUT Name:** Rugged Tablet  
**Model No.:** DT303CI, DT303xxxx(x= 0-9, A-Z, - or null, or .,or /) ♣  
 ♣ Please refer to section 2 of this report which indicates which model was actually tested and which were electrically identical.  
**Trade Mark:**



**FCC ID:** YE3600-SC668SWF  
**Standard(s) :** 47 CFR Part 15, Subpart E 15.407  
**Date of Receipt:** 2023-07-24  
**Date of Test:** 2023-07-29 to 2023-08-08  
**Date of Issue:** 2023-08-10

<b>Test Result:</b>	<b>Pass*</b>
---------------------	--------------

\* In the configuration tested, the EUT complied with the standards specified above.

Keny Xu  
EMC Laboratory Manager



## SGS-CSTC Standards Technical Services Co., Ltd. Shenzhen Branch

SZEMC-TRF-01 Rev. A/0 Aug01,2022

Report No.: SZCR230700241005

Page: 2 of 144

Revision Record				
Version	Chapter	Date	Modifier	Remark
01		2023-08-10		Original

Authorized for issue by:				
		Edison Li		
		Edison Li/Project Engineer		
		Eric Fu		
		Eric Fu/Reviewer		



SGS-CSTC Standards Technical Services Co., Ltd.  
Shenzhen Branch (SZEMC) Laboratory

Unless otherwise agreed in writing, this document is issued by the Company subject to its General Conditions of Service printed overleaf, available on request or accessible at <https://www.sgs.com/en/Terms-and-Conditions>. Attention is drawn to the limitation of liability, indemnification and jurisdiction issues defined therein. Any holder of this document is advised that information contained hereon reflects the Company's findings at the time of its intervention only and within the limits of Client's instructions, if any. The Company's sole responsibility is to its Client and this document does not exonerate parties to a transaction from exercising all their rights and obligations under the transaction documents. This document cannot be reproduced except in full, without prior written approval of the Company. Any unauthorized alteration, forgery or falsification of the content or appearance of this document is unlawful and offenders may be prosecuted to the fullest extent of the law. Unless otherwise stated the results shown in this test report refer only to the sample(s) tested and such sample(s) are retained for 30 days only.

Attention: To check the authenticity of testing /inspection report & certificate, please contact us at telephone: (86-755) 8307 1443, or email: [CN.Doccheck@sgs.com](mailto:CN.Doccheck@sgs.com)

No.1 Workshop, M-10, Middle Section, Science & Technology Park, Nanshan District, Shenzhen, Guangdong, China 518057 t (86-755) 26012053 f (86-755) 26710594 www.sgs.com.cn  
中国·广东·深圳市南山区科技园中区M-10栋1号厂房 邮编: 518057 t (86-755) 26012053 f (86-755) 26710594 sgs.china@sgs.com

## 2 Test Summary

Radio Spectrum Technical Requirement				
Item	Standard	Method	Requirement	Result
Antenna Requirement	47 CFR Part 15, Subpart E 15.407	N/A	47 CFR Part 15, Subpart C 15.203	Pass
Transmission in the Absence of Data		N/A	47 CFR Part 15, Subpart E 15.407 (c)	Pass

Radio Spectrum Matter Part				
Item	Standard	Method	Requirement	Result
Conducted Emissions at AC Power Line (150kHz-30MHz)	47 CFR Part 15, Subpart E 15.407	ANSI C63.10 (2013) Section 6.2	47 CFR Part 15, Subpart C 15.207 & Subpart E 15.407 b(9)	Pass
Radiated Emissions which fall in the restricted bands		KDB 789033 D02 II G	47 CFR Part 15, Subpart C 15.209 & Subpart E 15.407(b)	Pass
Radiated Emissions (Below 1GHz)		KDB 789033 D02 II G	47 CFR Part 15, Subpart C 15.209 & Subpart E 15.407(b)	Pass
Radiated Emissions (Above 1GHz)		KDB 789033 D02 II G	47 CFR Part 15, Subpart C 15.209 & Subpart E 15.407(b)	Pass

### Remark:

Model No.: DT303CI, DT303xxxx(x= 0-9, A-Z, - or null, or .,or /)

Only the model DT303CI was tested, since according to the declaration from the applicant, the electrical circuit design, layout, components used, internal wiring and functions were identical for all the above models, with only difference on model No..

This report is prepared for FCC class II permissive change.

The modular approval by TCB, FCC ID:YE3600-SC668SWF, Granted on 06/29/2023.

The module installed into host platform mentioned above is electronically and mechanically identical to the original certified module. The Original FCC testing on module under FCC ID:XMR2022SC668SW was performed with an antenna of higher gain, and the antenna was connected to the module in an open environment. The current host platform under application is used a new antenna of a different type and gain than the original certified module, and it is installed inside the host platform enclosure.

Therefore in this report Conducted Emissions at AC Power Line (150kHz-30MHz), Radiated Emissions which fall in the restricted bands and Radiated Spurious Emissions were fully retested on model DT303CI and shown the data in this report.



## 3 Contents

	Page
1 Cover Page .....	1
2 Test Summary .....	3
3 Contents .....	4
4 General Information.....	6
4.1 Details of E.U.T. ....	6
4.2 Description of Support Units .....	7
4.3 Measurement Uncertainty .....	7
4.4 Test Location.....	8
4.5 Test Facility .....	8
4.6 Deviation from Standards.....	8
4.7 Abnormalities from Standard Conditions .....	8
5 Equipment List .....	9
6 Radio Spectrum Technical Requirement .....	11
6.1 Antenna Requirement .....	11
6.1.1 Test Requirement: .....	11
6.1.2 Conclusion .....	11
6.2 Transmission in the Absence of Data .....	11
6.2.1 Test Requirement: .....	11
6.2.2 Conclusion .....	11
7 Radio Spectrum Matter Test Results .....	12
7.1 Conducted Emissions at AC Power Line (150kHz-30MHz).....	12
7.1.1 E.U.T. Operation .....	12
7.1.2 Test Mode Description .....	12
7.1.3 Test Setup Diagram .....	13
7.1.4 Measurement Procedure and Data.....	13
7.2 Radiated Emissions which fall in the restricted bands .....	16
7.2.1 E.U.T. Operation .....	16
7.2.2 Test Mode Description .....	17
7.2.3 Test Setup Diagram .....	18
7.2.4 Measurement Procedure and Data.....	19
7.3 Radiated Emissions (Below 1GHz) .....	86
7.3.1 E.U.T. Operation .....	86
7.3.2 Test Mode Description .....	86
7.3.3 Test Setup Diagram .....	88
7.3.4 Measurement Procedure and Data.....	89
7.4 Radiated Emissions (Above 1GHz).....	92
7.4.1 E.U.T. Operation .....	92
7.4.2 Test Mode Description .....	93
7.4.3 Test Setup Diagram .....	94





## SGS-CSTC Standards Technical Services Co., Ltd. Shenzhen Branch

SZEMC-TRF-01 Rev. A/0 Aug01,2022

Report No.: SZCR230700241005

Page: 5 of 144

7.4.4	Measurement Procedure and Data.....	95
8	Test Setup Photo .....	144
9	EUT Constructional Details (EUT Photos) .....	144



Unless otherwise agreed in writing, this document is issued by the Company subject to its General Conditions of Service printed overleaf, available on request or accessible at <https://www.sgs.com/en/Terms-and-Conditions>. Attention is drawn to the limitation of liability, indemnification and jurisdiction issues defined therein. Any holder of this document is advised that information contained hereon reflects the Company's findings at the time of its intervention only and within the limits of Client's instructions, if any. The Company's sole responsibility is to its Client and this document does not exonerate parties to a transaction from exercising all their rights and obligations under the transaction documents. This document cannot be reproduced except in full, without prior written approval of the Company. Any unauthorized alteration, forgery or falsification of the content or appearance of this document is unlawful and offenders may be prosecuted to the fullest extent of the law. Unless otherwise stated the results shown in this test report refer only to the sample(s) tested and such sample(s) are retained for 30 days only.

Attention: To check the authenticity of testing / inspection report & certificate, please contact us at telephone: (86-755) 8307 1443, or email: [CN.Doccheck@sgs.com](mailto:CN.Doccheck@sgs.com)

SGS-CSTC Standards Technical Services Co., Ltd.  
Shenzhen Branch (SZEMC) Laboratory

No.1 Workshop, M-10, Middle Section, Science & Technology Park, Nanshan District, Shenzhen, Guangdong, China 518057 t (86-755) 26012053 f (86-755) 26710594 [www.sgs.com](http://www.sgs.com)  
中国·广东·深圳市南山区科技园中区M-10栋1号厂房 邮编: 518057 t (86-755) 26012053 f (86-755) 26710594 [sgs.china@sgs.com](mailto:sgs.china@sgs.com)



## 4 General Information

### 4.1 Details of E.U.T.

Power supply:	AC Adapter Model: A18-065N3A Input: AC 100-240V, 1.7A, 50/60Hz Output: DC 19.0V, 3.42A, 65.0W  Rechargeable Lithium-Ion Polymer Battery Model: D0058A2(2ICP6/57/59-2) Rated Capacity: 4600mAh Voltage: DC 7.6V Watt-Hour: 35Wh Max Charge Voltage: 8.5V			
Cable(s):	DC cable:140cm with a ferrite core			
Operation Frequency:	Band	Mode	Frequency Range(MHz)	Number of channels
	UNII Band I	802.11a/n/ac(HT20)	5180-5240	4
		802.11n/ac(HT40)	5190-5230	2
		802.11ac(HT80)	5210	1
	UNII Band II-A	802.11a/n/ac(HT20)	5260-5320	4
		802.11n/ac(HT40)	5270-5310	2
		802.11ac(HT80)	5290	1
	UNII Band II-C	802.11a/n/ac(HT20)	5500-5720	12
		802.11n/ac(HT40)	5510-5710	6
		802.11ac(HT80)	5530-5670	3
	UNII Band III	802.11a/n/ac(HT20)	5745-5825	5
		802.11n/ac(HT40)	5755-5795	2
		802.11ac(HT80)	5775	1
Modulation Type:	802.11a: OFDM(QPSK, BPSK, 16QAM, 64QAM) 802.11n: OFDM(QPSK, BPSK, 16QAM, 64QAM) 802.11ac: OFDM(QPSK, BPSK, 16QAM, 64QAM, 256QAM)			
DFS Function:	Slave without radar detection			
TPC Function:	Not support			
Antenna Type:	PIFA Antenna			
Antenna Gain:	3.6dBi			

Remark:The information in this section is provided by the applicant or manufacturer, SGS is not liable to the accuracy, suitability, reliability or/and integrity of the information.



## 4.2 Description of Support Units

Description	Manufacturer	Model No.	Serial No.
--	--	--	--
The EUT has been tested as an independent unit.			

## 4.3 Measurement Uncertainty

Test Item	Measurement Uncertainty
Conducted Emissions at AC Power Line (150kHz-30MHz)	$\pm 3.1\text{dB}$
Radiated Emissions which fall in the restricted bands	$\pm 6.0\text{dB}$ (below 1GHz); $\pm 4.6\text{dB}$ (above 1GHz);
Radiated Emissions (Below 1GHz)	$\pm 6.0\text{dB}$ for 3m; $\pm 5.0\text{dB}$ for 10m
Radiated Emissions (Above 1GHz)	$\pm 4.6\text{dB}$ (1-18GHz); $\pm 4.8\text{dB}$ (18-40GHz)
Remark: The $U_{\text{lab}}$ (lab Uncertainty) is less than $U_{\text{CISPR/ETSI}}$ (CISPR/ETSI Uncertainty), so the test results – compliance is deemed to occur if no measured disturbance level exceeds the disturbance limit; – non-compliance is deemed to occur if any measured disturbance level exceeds the disturbance limit.	

## SGS-CSTC Standards Technical Services Co., Ltd. Shenzhen Branch

SZEMC-TRF-01 Rev. A/0 Aug01,2022

Report No.: SZCR230700241005

Page: 8 of 144

### 4.4 Test Location

All tests were performed at:

SGS-CSTC Standards Technical Services Co., Ltd., Shenzhen Branch

No. 1 Workshop, M-10, Middle Section, Science & Technology Park, Nanshan District, Shenzhen, Guangdong, China. 518057.

Tel: +86 755 2601 2053 Fax: +86 755 2671 0594

No tests were sub-contracted.

### 4.5 Test Facility

The test facility is recognized, certified, or accredited by the following organizations:

#### • A2LA (Certificate No. 3816.01)

SGS-CSTC Standards Technical Services Co., Ltd., Shenzhen EMC Laboratory is accredited by the American Association for Laboratory Accreditation(A2LA). Certificate No. 3816.01.

#### • VCCI (Member No. 1937)

The 3m Fully-anechoic chamber for above 1GHz, 10m Semi-anechoic chamber for below 1GHz, Shielded Room for Mains Port Conducted Interference Measurement and Telecommunication Port Conducted Interference Measurement of SGS-CSTC Standards Technical Services Co., Ltd. Shenzhen EMC laboratory have been registered in accordance with the Regulations for Voluntary Control Measures with Registration No.: G-20026, R-14188, C-12383 and T-11153 respectively.

#### • FCC –Designation Number: CN1336

SGS-CSTC Standards Technical Services Co., Ltd., Shenzhen EMC Laboratory has been recognized as an accredited testing laboratory.

Designation Number: CN1336. Test Firm Registration Number: 787754.

#### • Innovation, Science and Economic Development Canada

SGS-CSTC Standards Technical Services Co., Ltd., Shenzhen EMC Laboratory has been recognized by ISED as an accredited testing laboratory.

CAB identifier: CN0006.

IC#: 4620C.

### 4.6 Deviation from Standards

None

### 4.7 Abnormalities from Standard Conditions

None



SGS-CSTC Standards Technical Services Co., Ltd.  
Shenzhen Branch EMC Laboratory

Unless otherwise agreed in writing, this document is issued by the Company subject to its General Conditions of Service printed overleaf, available on request or accessible at <https://www.sgs.com/en/Terms-and-Conditions>. Attention is drawn to the limitation of liability, indemnification and jurisdiction issues defined therein. Any holder of this document is advised that information contained hereon reflects the Company's findings at the time of its intervention only and within the limits of Client's instructions, if any. The Company's sole responsibility is to its Client and this document does not exonerate parties to a transaction from exercising all their rights and obligations under the transaction documents. This document cannot be reproduced except in full, without prior written approval of the Company. Any unauthorized alteration, forgery or falsification of the content or appearance of this document is unlawful and offenders may be prosecuted to the fullest extent of the law. Unless otherwise stated the results shown in this test report refer only to the sample(s) tested and such sample(s) are retained for 30 days only.

Attention: To check the authenticity of testing /inspection report & certificate, please contact us at telephone: (86-755) 8307 1443, or email: [CN.Doccheck@sgs.com](mailto:CN.Doccheck@sgs.com)

No.1 Workshop, M-10, Middle Section, Science & Technology Park, Nanshan District, Shenzhen, Guangdong, China 518057 t (86-755) 26012053 f (86-755) 26710594 www.sgs.com.cn  
中国·广东·深圳市南山区科技园中区M-10栋1号厂房 邮编: 518057 t (86-755) 26012053 f (86-755) 26710594 sgs.china@sgs.com



## 5 Equipment List

Conducted Emissions at AC Power Line (150kHz-30MHz)					
Equipment	Manufacturer	Model No.	Inventory No.	Cal Date	Cal Due Date
Shielding Room	ZhongYu Electron	GB-88	SEM001-06	2022-05-14	2025-05-13
EMI Test Receiver	Rohde&Schwarz	ESCI	SEM004-02	2023-03-20	2024-03-19
Matching Pad	N/A	N/A	SEM021-23	2023-03-22	2024-03-21
Matching Pad	N/A	N/A	SEM021-24	2023-03-22	2024-03-21
Measurement Software	AUDIX	e3 V8.2014-6-27a	N/A	N/A	N/A
Coaxial Cable	SGS	N/A	SEM024-01	2023-07-07	2024-07-06
LISN	Rohde&Schwarz	ENV216	SEM007-01	2022-09-20	2023-09-19
LISN	ETS-LINDGREN	3816/2	SEM007-02	2023-03-20	2024-03-19

Radiated Emissions which fall in the restricted bands					
Equipment	Manufacturer	Model No.	Inventory No.	Cal Date	Cal Due Date
3m Semi-Anechoic Chamber	AUDIX	N/A	SEM001-02	2023-04-01	2026-03-31
Signal Analyzer	Rohde & Schwarz	FSV40	SEM008-04	2023-03-20	2024-03-19
Horn Antenna	Rohde&Schwarz	HF907	SEM003-07	2023-07-23	2025-07-22
Microwave system amplifier	Agilent	83017A	SEM005-25	2022-09-21	2023-09-20
Measurement Software	AUDIX	e3 V8.2014-6-27	N/A	N/A	N/A
Coaxial Cable	SGS	N/A	SEM026-01	2023-07-07	2024-07-06

Radiated Emissions (Below 1GHz)					
Equipment	Manufacturer	Model No.	Inventory No.	Cal Date	Cal Due Date
Loop Antenna	ETS-Lindgren	6502	SEM003-08	2021-11-30	2023-11-29
3m Semi-Anechoic Chamber	ETS-LINDGREN	N/A	SEM001-01	2023-06-19	2026-06-18
MXE EMI Receiver	Agilent Technologies	N9038A	SEM004-15	2022-10-20	2023-10-19
BiConiLog Antenna	ETS-LINDGREN	3142C	SEM003-01	2021-09-17	2023-09-16
Pre-Amplifier	Agilent Technologies	8447D	SEM005-01	2023-03-20	2024-03-19
Measurement Software	AUDIX	e3 V8.2014-6-27	N/A	N/A	N/A
Coaxial Cable	SGS	N/A	SEM025-01	2023-07-07	2024-07-06



Unless otherwise agreed in writing, this document is issued by the Company subject to its General Conditions of Service printed overleaf, available on request or accessible at <https://www.sgs.com/en/Terms-and-Conditions>. Attention is drawn to the limitation of liability, indemnification and jurisdiction issues defined therein. Any holder of this document is advised that information contained hereon reflects the Company's findings at the time of its intervention only and within the limits of Client's instructions, if any. The Company's sole responsibility is to its Client and this document does not exonerate parties to a transaction from exercising all their rights and obligations under the transaction documents. This document cannot be reproduced except in full, without prior written approval of the Company. Any unauthorized alteration, forgery or falsification of the content or appearance of this document is unlawful and offenders may be prosecuted to the fullest extent of the law. Unless otherwise stated the results shown in this test report refer only to the sample(s) tested and such sample(s) are retained for 30 days only.

Attention: To check the authenticity of testing / inspection report & certificate, please contact us at telephone: (86-755) 8307 1443, or email: [CN.Doccheck@sgs.com](mailto:CN.Doccheck@sgs.com)  
 No.1 Workshop, M-10, Middle Section, Science & Technology Park, Nanshan District, Shenzhen, Guangdong, China 518057 t (86-755) 26012053 f (86-755) 26710594 www.sgs.com.cn  
 中国·广东·深圳市南山区科技园中区M-10栋1号厂房 邮编: 518057 t (86-755) 26012053 f (86-755) 26710594 sgs.china@sgs.com

# SGS-CSTC Standards Technical Services Co., Ltd. Shenzhen Branch

SZEMC-TRF-01 Rev. A/0 Aug01,2022

Report No.: SZCR230700241005

Page: 10 of 144

Radiated Emissions (Above 1GHz)					
Equipment	Manufacturer	Model No.	Inventory No.	Cal Date	Cal Due Date
3m Semi-Anechoic Chamber	AUDIX	N/A	SEM001-02	2023-04-01	2026-03-31
Signal Analyzer	Rohde & Schwarz	FSV40	SEM008-04	2023-03-20	2024-03-19
Horn Antenna	Rohde&Schwarz	HF907	SEM003-07	2023-07-23	2025-07-22
Microwave system amplifier	Agilent	83017A	SEM005-25	2022-09-21	2023-09-20
Measurement Software	AUDIX	e3 V8.2014-6-27	N/A	N/A	N/A
Coaxial Cable	SGS	N/A	SEM026-01	2023-07-07	2024-07-06

General used equipment					
Equipment	Manufacturer	Model No.	Inventory No.	Cal Date	Cal Due Date
Humidity/ Temperature Indicator	Mingle	N/A	SEM002-08	2022-09-04	2023-09-03
Humidity/ Temperature Indicator	Anymetre	TH101B	SEM002-09	2022-09-04	2023-09-03
Barometer	Changchun Meteorological Industry Factory	DYM3	SEM002-01	2023-03-23	2024-03-22



Unless otherwise agreed in writing, this document is issued by the Company subject to its General Conditions of Service printed overleaf, available on request or accessible at <https://www.sgs.com/en/Terms-and-Conditions>. Attention is drawn to the limitation of liability, indemnification and jurisdiction issues defined therein. Any holder of this document is advised that information contained hereon reflects the Company's findings at the time of its intervention only and within the limits of Client's instructions, if any. The Company's sole responsibility is to its Client and this document does not exonerate parties to a transaction from exercising all their rights and obligations under the transaction documents. This document cannot be reproduced except in full, without prior written approval of the Company. Any unauthorized alteration, forgery or falsification of the content or appearance of this document is unlawful and offenders may be prosecuted to the fullest extent of the law. Unless otherwise stated the results shown in this test report refer only to the sample(s) tested and such sample(s) are retained for 30 days only.

Attention: To check the authenticity of testing / inspection report & certificate, please contact us at telephone: (86-755) 8307 1443, or email: [CN.Doccheck@sgs.com](mailto:CN.Doccheck@sgs.com)

SGS-CSTC Standards Technical Services Co., Ltd.  
Shenzhen Branch Testing & Calibration Laboratory

No.1 Workshop, M-10, Middle Section, Science & Technology Park, Nanshan District, Shenzhen, Guangdong, China 518057 t (86-755) 26012053 f (86-755) 26710594 www.sgs.com.cn  
中国·广东·深圳市南山区科技园中区M-10栋1号厂房 邮编: 518057 t (86-755) 26012053 f (86-755) 26710594 sgs.china@sgs.com

## 6 Radio Spectrum Technical Requirement

### 6.1 Antenna Requirement

#### 6.1.1 Test Requirement:

47 CFR Part 15, Subpart C 15.203

#### 6.1.2 Conclusion

15.203 Requirement:

An intentional radiator shall be designed to ensure that no antenna other than that furnished by the responsible party shall be used with the device. The use of a permanently attached antenna or of an antenna that uses a unique coupling to the intentional radiator shall be considered sufficient to comply with the provisions of this section. The manufacturer may design the unit so that a broken antenna can be replaced by the user, but the use of a standard antenna jack or electrical connector is prohibited. This requirement does not apply to carrier current devices or to devices operated under the provisions of 15.211, 15.213, 15.217, 15.219, 15.221, or 15.236. Further, this requirement does not apply to intentional radiators that must be professionally installed, such as perimeter protection systems and some field disturbance sensors, or to other intentional radiators which, in accordance with 15.31(d), must be measured at the installation site. However, the installer shall be responsible for ensuring that the proper antenna is employed so that the limits in this part are not exceeded.

EUT Antenna:

The antenna connector is a IPEX type that comply with Part15.203, the best case gain of the antenna is 3.6dBi.

Antenna location: Refer to internal photo.

### 6.2 Transmission in the Absence of Data

#### 6.2.1 Test Requirement:

47 CFR Part 15, Subpart E 15.407 (c)

#### 6.2.2 Conclusion

Standard Requirement:

The device shall automatically discontinue transmission in case of either absence of information to transmit or operational failure. These provisions are not intended to preclude the transmission of control or signalling information or the use of repetitive codes used by certain digital technologies to complete frame or burst intervals.

Applicants shall include in their application for equipment authorization a description of how this requirement is met.

EUT Details:

WIFI chip support automatically discontinue transmission in case of either absence of information to transmit or operational failure, if the chip detect absence of information to transmit or operational failure, it will be automatically shut off.



## 7 Radio Spectrum Matter Test Results

### 7.1 Conducted Emissions at AC Power Line (150kHz-30MHz)

Test Requirement 47 CFR Part 15, Subpart C 15.207 & Subpart E 15.407 b(9)

Test Method: ANSI C63.10 (2013) Section 6.2

Limit:

Frequency of emission(MHz)	Conducted limit(dB $\mu$ V)	
	Quasi-peak	Average
0.15-0.5	66 to 56*	56 to 46*
0.5-5	56	46
5-30	60	50

\*Decreases with the logarithm of the frequency.

#### 7.1.1 E.U.T. Operation

Operating Environment:

Temperature: 23.4 °C

Humidity: 47.3 % RH

Atmospheric Pressure: 995 mbar

#### 7.1.2 Test Mode Description

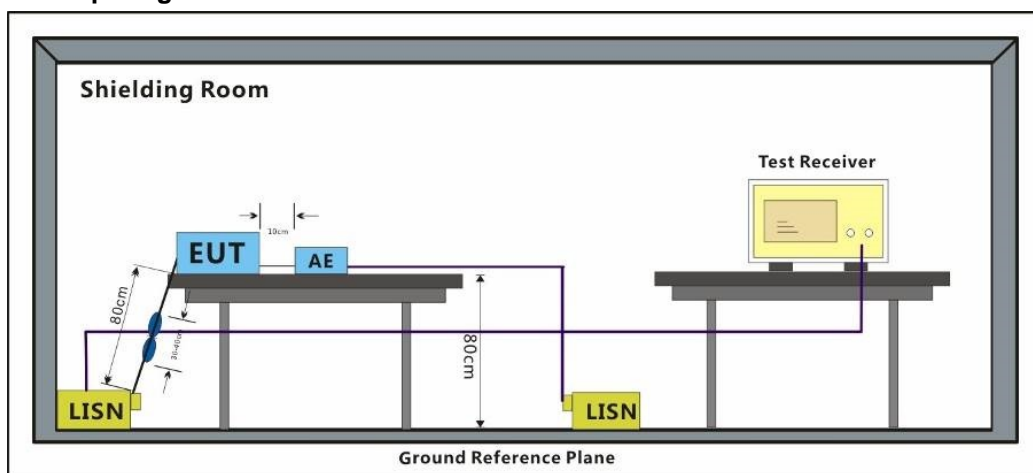
Pre-scan / Final test	Mode Code	Description
Final test	17	Charge+TX mode (U-NII-1)_Keep the EUT in charging and continuously transmitting mode with all modulation types. All data rates for each modulation type have been tested and found the data rate @ 6Mbps is the worst case of IEEE 802.11a; data rate @ HT0/HT8 is the worst case of IEEE 802.11n(HT20); data rate @ HT0/HT8 is the worst case of IEEE 802.11n(HT40); data rate @ VHT0 is the worst case of IEEE 802.11ac(HT20); data rate @ VHT0 is the worst case of IEEE 802.11ac(HT40); data rate @ VHT0 is the worst case of IEEE 802.11ac(HT80). Only the data of worst case is recorded in the report.
Pre-scan	19	Charge+TX mode (U-NII-2A)_Keep the EUT in charging and continuously transmitting mode with all modulation types. All data rates for each modulation type have been tested and found the data rate @ 6Mbps is the worst case of IEEE 802.11a; data rate @ HT0/HT8 is the worst case of IEEE 802.11n(HT20); data rate @ HT0/HT8 is the worst case of IEEE 802.11n(HT40); data rate @ VHT0 is the worst case of IEEE 802.11ac(HT20); data rate @ VHT0 is the worst case of IEEE 802.11ac(HT40); data rate @ VHT0 is the worst case of IEEE 802.11ac(HT80). Only the data of worst case is recorded in the report.
Pre-scan	21	Charge+TX mode (U-NII-2C)_Keep the EUT in charging and continuously transmitting mode with all modulation types. All data rates for each modulation type have been tested and found the data rate @ 6Mbps is the worst case of IEEE 802.11a; data rate @ HT0/HT8 is the worst case of IEEE 802.11n(HT20); data rate @ HT0/HT8 is the worst case of IEEE 802.11n(HT40); data rate @ VHT0 is the worst case of IEEE 802.11ac(HT20); data rate @ VHT0 is the worst case of IEEE 802.11ac(HT40); data rate @ VHT0 is the worst case of IEEE 802.11ac(HT80). Only





		the data of worst case is recorded in the report.
Pre-scan	23	Charge+TX mode (U-NII-3)_Keep the EUT in charging and continuously transmitting mode with all modulation types. All data rates for each modulation type have been tested and found the data rate @ 6Mbps is the worst case of IEEE 802.11a; data rate @ HT0/HT8 is the worst case of IEEE 802.11n(HT20); data rate @ HT0/HT8 is the worst case of IEEE 802.11n(HT40); data rate @ VHT0 is the worst case of IEEE 802.11ac(HT20); data rate @ VHT0 is the worst case of IEEE 802.11ac(HT40); data rate @ VHT0 is the worst case of IEEE 802.11ac(HT80). Only the data of worst case is recorded in the report.

### 7.1.3 Test Setup Diagram



### 7.1.4 Measurement Procedure and Data

- 1) The mains terminal disturbance voltage test was conducted in a shielded room.
- 2) The EUT was connected to AC power source through a LISN 1 (Line Impedance Stabilization Network) which provides a 50ohm/50μH + 5ohm linear impedance. The power cables of all other units of the EUT were connected to a second LISN 2, which was bonded to the ground reference plane in the same way as the LISN 1 for the unit being measured. A multiple socket outlet strip was used to connect multiple power cables to a single LISN provided the rating of the LISN was not exceeded.
- 3) The tabletop EUT was placed upon a non-metallic table 0.8m above the ground reference plane. And for floor-standing arrangement, the EUT was placed on the horizontal ground reference plane,
- 4) The test was performed with a vertical ground reference plane. The rear of the EUT shall be 0.4 m from the vertical ground reference plane. The vertical ground reference plane was bonded to the horizontal ground reference plane. The LISN 1 was placed 0.8 m from the boundary of the unit under test and bonded to a ground reference plane for LISNs mounted on top of the ground reference plane. This distance was between the closest points of the LISN 1 and the EUT. All other units of the EUT and associated equipment was at least 0.8 m from the LISN 2.
- 5) In order to find the maximum emission, the relative positions of equipment and all of the interface cables must be changed according to ANSI C63.10 on conducted measurement.

Remark: Level=Read Level+ Cable Loss+ LISN Factor





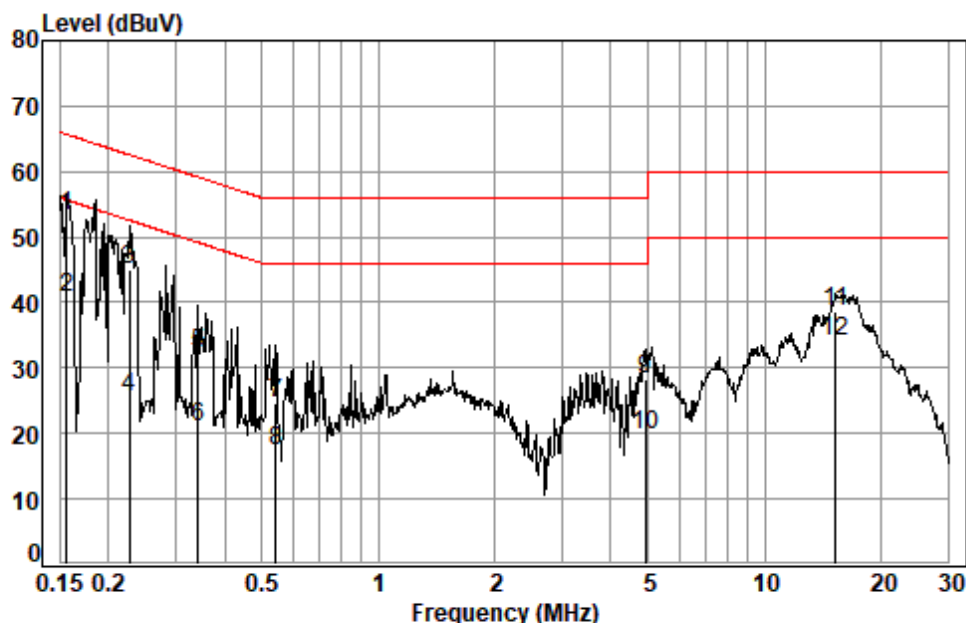
## SGS-CSTC Standards Technical Services Co., Ltd. Shenzhen Branch

SZEMC-TRF-01 Rev. A/0 Aug01,2022

Report No.: SZCR230700241005

Page: 14 of 144

Test Mode: 17; Line: Live line



Site : Shielding Room

Condition: Line

Job No. : 02410AT

Test mode: 17

	Freq	Cable Loss	LISN Factor	Read Level	Level	Limit Line	Over Limit	Remark
	MHz	dB	dB	dBuV	dBuV	dBuV	dB	
1 *	0.1557	0.02	9.63	43.69	53.34	65.69	-12.35	QP
2 *	0.1557	0.02	9.63	31.06	40.71	55.69	-14.98	Average
3	0.2268	0.03	9.62	35.27	44.92	62.57	-17.65	QP
4	0.2268	0.03	9.62	15.83	25.48	52.57	-27.09	Average
5	0.3410	0.03	9.62	22.72	32.37	59.18	-26.81	QP
6	0.3410	0.03	9.62	11.22	20.87	49.18	-28.31	Average
7	0.5436	0.04	9.62	15.02	24.68	56.00	-31.32	QP
8	0.5436	0.04	9.62	7.76	17.42	46.00	-28.58	Average
9	4.9257	0.09	9.67	18.53	28.29	56.00	-27.71	QP
10	4.9257	0.09	9.67	9.93	19.69	46.00	-26.31	Average
11	15.3070	0.23	9.85	28.43	38.51	60.00	-21.49	QP
12	15.3070	0.23	9.85	23.87	33.95	50.00	-16.05	Average

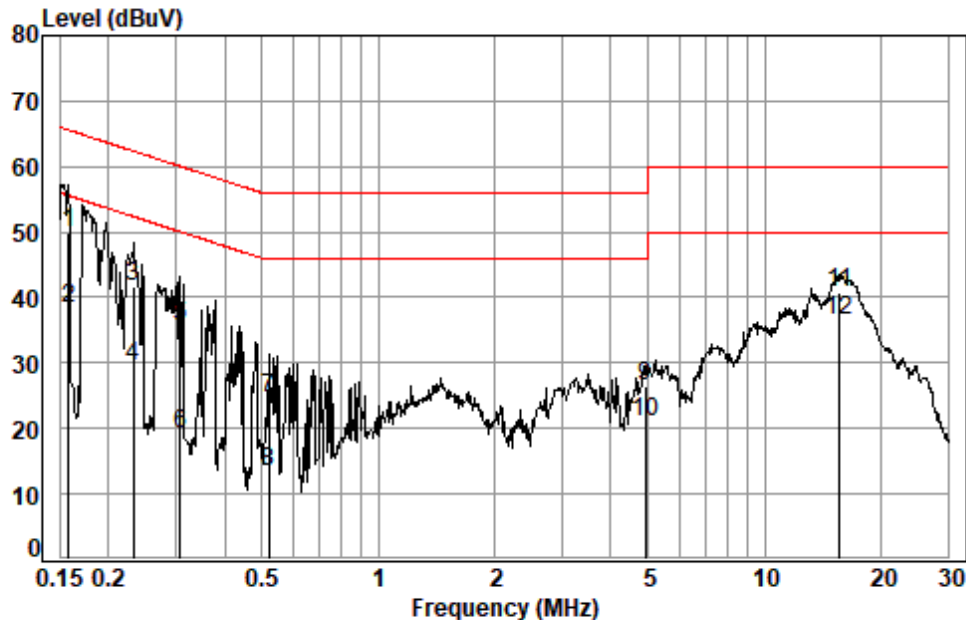


SGS-CSTC Standards Technical Services Co., Ltd.  
Shenzhen Branch (SZEMC) Laboratory

Unless otherwise agreed in writing, this document is issued by the Company subject to its General Conditions of Service printed overleaf, available on request or accessible at <https://www.sgs.com/en/Terms-and-Conditions>. Attention is drawn to the limitation of liability, indemnification and jurisdiction issues defined therein. Any holder of this document is advised that information contained hereon reflects the Company's findings at the time of its intervention only and within the limits of Client's instructions, if any. The Company's sole responsibility is to its Client and this document does not exonerate parties to a transaction from exercising all their rights and obligations under the transaction documents. This document cannot be reproduced except in full, without prior written approval of the Company. Any unauthorized alteration, forgery or falsification of the content or appearance of this document is unlawful and offenders may be prosecuted to the fullest extent of the law. Unless otherwise stated the results shown in this test report refer only to the sample(s) tested and such sample(s) are retained for 30 days only.

Attention: To check the authenticity of testing / inspection report & certificate, please contact us at telephone: (86-755) 8307 1443, or email: [CN.Doccheck@sgs.com](mailto:CN.Doccheck@sgs.com)  
No.1 Workshop, M-10, Middle Section, Science & Technology Park, Nanshan District, Shenzhen, Guangdong, China 518057 t (86-755) 26012053 f (86-755) 26710594 www.sgs.com.cn  
中国·广东·深圳市南山区科技园中区M-10栋1号厂房 邮编: 518057 t (86-755) 26012053 f (86-755) 26710594 sgs.china@sgs.com

Test Mode: 17; Line: Neutral Line



Site : Shielding Room  
Condition: Neutral  
Job No. : 02410AT  
Test mode: 17

	Freq	Cable Loss	LISN Factor	Read Level	Level	Limit Line	Over Limit	Remark
	MHz	dB	dB	dBuV	dBuV	dBuV	dB	
1 *	0.1582	0.02	9.62	40.18	49.82	65.56	-15.74	QP
2	0.1582	0.02	9.62	28.61	38.25	55.56	-17.31	Average
3	0.2329	0.03	9.62	31.94	41.59	62.35	-20.76	QP
4	0.2329	0.03	9.62	19.93	29.58	52.35	-22.77	Average
5	0.3067	0.03	9.62	25.82	35.47	60.06	-24.59	QP
6	0.3067	0.03	9.62	9.39	19.04	50.06	-31.02	Average
7	0.5210	0.04	9.62	14.87	24.53	56.00	-31.47	QP
8	0.5210	0.04	9.62	3.62	13.28	46.00	-32.72	Average
9	4.9257	0.09	9.68	16.61	26.38	56.00	-29.62	QP
10	4.9257	0.09	9.68	11.07	20.84	46.00	-25.16	Average
11	15.6349	0.24	9.96	30.70	40.90	60.00	-19.10	QP
12 *	15.6349	0.24	9.96	26.32	36.52	50.00	-13.48	Average



## 7.2 Radiated Emissions which fall in the restricted bands

Test Requirement 47 CFR Part 15, Subpart C 15.209 & Subpart E 15.407(b)

Test Method: KDB 789033 D02 II G

Measurement Distance: 3m

Limit:

Frequency(MHz)	Field strength(microvolts/meter)	Measurement distance(meters)
0.009-0.490	2400/F(kHz)	300
0.490-1.705	24000/F(kHz)	30
1.705-30.0	30	30
30-88	100	3
88-216	150	3
216-960	200	3
Above 960	500	3

\*(1) For transmitters operating in the 5.15-5.25 GHz band: All emissions outside of the 5.15-5.35 GHz band shall not exceed an e.i.r.p. of -27 dBm/MHz.

(2) For transmitters operating in the 5.25-5.35 GHz band: All emissions outside of the 5.15-5.35 GHz band shall not exceed an e.i.r.p. of -27 dBm/MHz.

(3) For transmitters operating in the 5.47-5.725 GHz band: All emissions outside of the 5.47-5.725 GHz band shall not exceed an e.i.r.p. of -27 dBm/MHz.

(4) For transmitters operating in the 5.725-5.85 GHz band:

(i) All emissions shall be limited to a level of -27 dBm/MHz at 75 MHz or more above or below the band edge increasing linearly to 10 dBm/MHz at 25 MHz above or below the band edge, and from 25 MHz above or below the band edge increasing linearly to a level of 15.6 dBm/MHz at 5 MHz above or below the band edge, and from 5 MHz above or below the band edge increasing linearly to a level of 27 dBm/MHz at the band edge.

Remark: The emission limits shown in the above table are based on measurements employing a CISPR quasi-peak detector except for the frequency bands 9-90kHz, 110-490kHz and above 1000 MHz. Radiated emission limits in these three bands are based on measurements employing an average detector, the peak field strength of any emission shall not exceed the maximum permitted average limits specified above by more than 20 dB under any condition of modulation.

### 7.2.1 E.U.T. Operation

Operating Environment:

Temperature: 22.6 °C

Humidity: 60.1 % RH

Atmospheric Pressure: 1005 mbar



Unless otherwise agreed in writing, this document is issued by the Company subject to its General Conditions of Service printed overleaf, available on request or accessible at <https://www.sgs.com/en/Terms-and-Conditions>. Attention is drawn to the limitation of liability, indemnification and jurisdiction issues defined therein. Any holder of this document is advised that information contained hereon reflects the Company's findings at the time of its intervention only and within the limits of Client's instructions, if any. The Company's sole responsibility is to its Client and this document does not exonerate parties to a transaction from exercising all their rights and obligations under the transaction documents. This document cannot be reproduced except in full, without prior written approval of the Company. Any unauthorized alteration, forgery or falsification of the content or appearance of this document is unlawful and offenders may be prosecuted to the fullest extent of the law. Unless otherwise stated the results shown in this test report refer only to the sample(s) tested and such sample(s) are retained for 30 days only.

Attention: To check the authenticity of testing / inspection report & certificate, please contact us at telephone: (86-755) 8307 1443, or email: [CN.Doccheck@sgs.com](mailto:CN.Doccheck@sgs.com)

SGS-CSTC Standards Technical Services Co., Ltd.  
Shenzhen Branch (SZEMC) Laboratory

No.1 Workshop, M-10, Middle Section, Science & Technology Park, Nanshan District, Shenzhen, Guangdong, China 518057 t (86-755) 26012053 f (86-755) 26710594 www.sgsgroup.com.cn  
中国·广东·深圳市南山区科技园中区M-10栋1号厂房 邮编: 518057 t (86-755) 26012053 f (86-755) 26710594 sgs.china@sgs.com



## 7.2.2 Test Mode Description

Pre-scan / Final test	Mode Code	Description
Pre-scan	16	TX mode (U-NII-1)_Keep the EUT in continuously transmitting mode with all modulation types. All data rates for each modulation type have been tested and found the data rate @ 6Mbps is the worst case of IEEE 802.11a; data rate @ HT0/HT8 is the worst case of IEEE 802.11n(HT20); data rate @ HT0/HT8 is the worst case of IEEE 802.11n(HT40); data rate @ VHT0 is the worst case of IEEE 802.11ac(HT20); data rate @ VHT0 is the worst case of IEEE 802.11ac(HT40); data rate @ VHT0 is the worst case of IEEE 802.11ac(HT80). Only the data of worst case is recorded in the report.
Final test	17	Charge+TX mode (U-NII-1)_Keep the EUT in charging and continuously transmitting mode with all modulation types. All data rates for each modulation type have been tested and found the data rate @ 6Mbps is the worst case of IEEE 802.11a; data rate @ HT0/HT8 is the worst case of IEEE 802.11n(HT20); data rate @ HT0/HT8 is the worst case of IEEE 802.11n(HT40); data rate @ VHT0 is the worst case of IEEE 802.11ac(HT20); data rate @ VHT0 is the worst case of IEEE 802.11ac(HT40); data rate @ VHT0 is the worst case of IEEE 802.11ac(HT80). Only the data of worst case is recorded in the report.
Pre-scan	18	TX mode (U-NII-2A)_Keep the EUT in continuously transmitting mode with all modulation types. All data rates for each modulation type have been tested and found the data rate @ 6Mbps is the worst case of IEEE 802.11a; data rate @ HT0/HT8 is the worst case of IEEE 802.11n(HT20); data rate @ HT0/HT8 is the worst case of IEEE 802.11n(HT40); data rate @ VHT0 is the worst case of IEEE 802.11ac(HT20); data rate @ VHT0 is the worst case of IEEE 802.11ac(HT40); data rate @ VHT0 is the worst case of IEEE 802.11ac(HT80). Only the data of worst case is recorded in the report.
Final test	19	Charge+TX mode (U-NII-2A)_Keep the EUT in charging and continuously transmitting mode with all modulation types. All data rates for each modulation type have been tested and found the data rate @ 6Mbps is the worst case of IEEE 802.11a; data rate @ HT0/HT8 is the worst case of IEEE 802.11n(HT20); data rate @ HT0/HT8 is the worst case of IEEE 802.11n(HT40); data rate @ VHT0 is the worst case of IEEE 802.11ac(HT20); data rate @ VHT0 is the worst case of IEEE 802.11ac(HT40); data rate @ VHT0 is the worst case of IEEE 802.11ac(HT80). Only the data of worst case is recorded in the report.
Pre-scan	20	TX mode (U-NII-2C)_Keep the EUT in continuously transmitting mode with all modulation types. All data rates for each modulation type have been tested and found the data rate @ 6Mbps is the worst case of IEEE 802.11a; data rate @ HT0/HT8 is the worst case of IEEE 802.11n(HT20); data rate @ HT0/HT8 is the worst case of IEEE 802.11n(HT40); data rate @ VHT0 is the worst case of IEEE 802.11ac(HT20); data rate @ VHT0 is the worst case of IEEE 802.11ac(HT40); data rate @ VHT0 is the worst case of IEEE 802.11ac(HT80). Only the data of worst case is recorded in the report.
Final test	21	Charge+TX mode (U-NII-2C)_Keep the EUT in charging and continuously transmitting mode with all modulation types. All data rates for each modulation type have been tested and found the data rate @ 6Mbps is the worst case of IEEE 802.11a; data rate @ HT0/HT8 is the worst case of IEEE 802.11n(HT20); data rate @ HT0/HT8 is the worst case of IEEE 802.11n(HT40); data rate @ VHT0 is the worst case of IEEE 802.11ac(HT20); data rate @ VHT0 is the worst case of IEEE 802.11ac(HT40); data rate @ VHT0 is the worst case of IEEE 802.11ac(HT80). Only the data of worst case is recorded in the report.

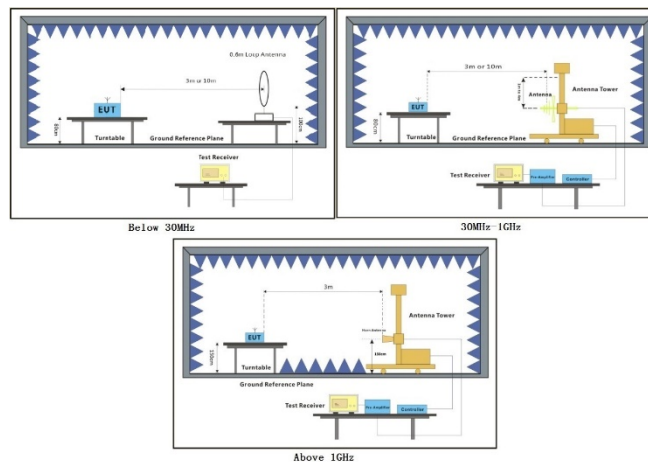


Unless otherwise agreed in writing, this document is issued by the Company subject to its General Conditions of Service printed overleaf, available on request or accessible at <https://www.sgs.com/en/Terms-and-Conditions>. Attention is drawn to the limitation of liability, indemnification and jurisdiction issues defined therein. Any holder of this document is advised that information contained hereon reflects the Company's findings at the time of its intervention only and within the limits of Client's instructions, if any. The Company's sole responsibility is to its Client and this document does not exonerate parties to a transaction from exercising all their rights and obligations under the transaction documents. This document cannot be reproduced except in full, without prior written approval of the Company. Any unauthorized alteration, forgery or falsification of the content or appearance of this document is unlawful and offenders may be prosecuted to the fullest extent of the law. Unless otherwise stated the results shown in this test report refer only to the sample(s) tested and such sample(s) are retained for 30 days only.

Attention: To check the authenticity of testing /inspection report & certificate, please contact us at telephone: (86-755) 8307 1443, or email: [CN.Doccheck@sgs.com](mailto:CN.Doccheck@sgs.com)

		802.11ac(HT40); data rate @ VHT0 is the worst case of IEEE 802.11ac(HT80). Only the data of worst case is recorded in the report.
Pre-scan	22	TX mode (U-NII-3)_Keep the EUT in continuously transmitting mode with all modulation types. All data rates for each modulation type have been tested and found the data rate @ 6Mbps is the worst case of IEEE 802.11a; data rate @ HT0/HT8 is the worst case of IEEE 802.11n(HT20); data rate @ HT0/HT8 is the worst case of IEEE 802.11n(HT40); data rate @ VHT0 is the worst case of IEEE 802.11ac(HT20); data rate @ VHT0 is the worst case of IEEE 802.11ac(HT40); data rate @ VHT0 is the worst case of IEEE 802.11ac(HT80). Only the data of worst case is recorded in the report.
Final test	23	Charge+TX mode (U-NII-3)_Keep the EUT in charging and continuously transmitting mode with all modulation types. All data rates for each modulation type have been tested and found the data rate @ 6Mbps is the worst case of IEEE 802.11a; data rate @ HT0/HT8 is the worst case of IEEE 802.11n(HT20); data rate @ HT0/HT8 is the worst case of IEEE 802.11n(HT40); data rate @ VHT0 is the worst case of IEEE 802.11ac(HT20); data rate @ VHT0 is the worst case of IEEE 802.11ac(HT40); data rate @ VHT0 is the worst case of IEEE 802.11ac(HT80). Only the data of worst case is recorded in the report.

### 7.2.3 Test Setup Diagram





## 7.2.4 Measurement Procedure and Data

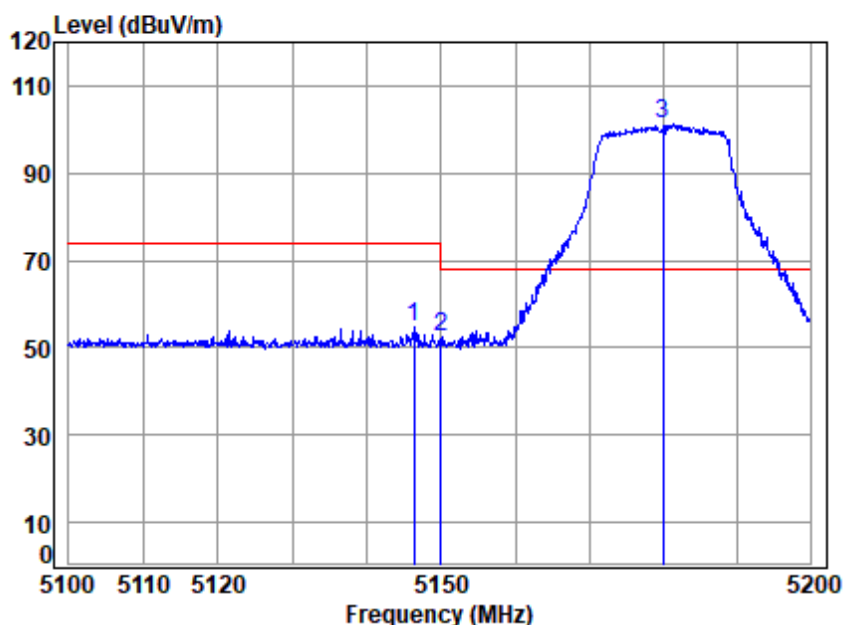
- a. For below 1GHz, the EUT was placed on the top of a rotating table 0.8 meters above the ground at a 3 or 10 meter semi-anechoic chamber. The table was rotated 360 degrees to determine the position of the highest radiation.
- b. For above 1GHz, the EUT was placed on the top of a rotating table 1.5 meters above the ground at a 3 meter fully-anechoic chamber. The table was rotated 360 degrees to determine the position of the highest radiation.
- c. The EUT was set 3 or 10 meters away from the interference-receiving antenna, which was mounted on the top of a variable-height antenna tower.
- d. The antenna height is varied from one meter to four meters above the ground to determine the maximum value of the field strength. Both horizontal and vertical polarizations of the antenna are set to make the measurement.
- e. For each suspected emission, the EUT was arranged to its worst case and then the antenna was tuned to heights from 1 meter to 4 meters (for the test frequency of below 30MHz, the antenna was tuned to heights 1 meter) and the rotatable table was turned from 0 degrees to 360 degrees to find the maximum reading.
- f. The test-receiver system was set to Peak Detect Function and Specified Bandwidth with Maximum Hold Mode.
- g. If the emission level of the EUT in peak mode was 10dB lower than the limit specified, then testing could be stopped and the peak values of the EUT would be reported. Otherwise the emissions that did not have 10dB margin would be re-tested one by one using peak, quasi-peak or average method as specified and then reported in a data sheet.
- h. Test the EUT in the lowest channel, the middle channel, the Highest channel.
- i. The radiation measurements are performed in X, Y, Z axis positioning for Transmitting mode, and found the X axis positioning which it is the worst case.
- j. Repeat above procedures until all frequencies measured was complete.

Remark 1: Level= Read Level+ Cable Loss+ Antenna Factor- Preamp Factor

Remark 2: For frequencies above 1GHz, the field strength limits are based on average limits. However, the peak field strength of any emission shall not exceed the maximum permitted average limits specified above by more than 20 dB under any condition of modulation. For the emissions whose peak level is lower than the average limit, only the peak measurement is shown in the report.



Test Mode: 17; Polarity: Horizontal; Modulation:802.11ac; Bandwidth:20MHz; Channel:Low

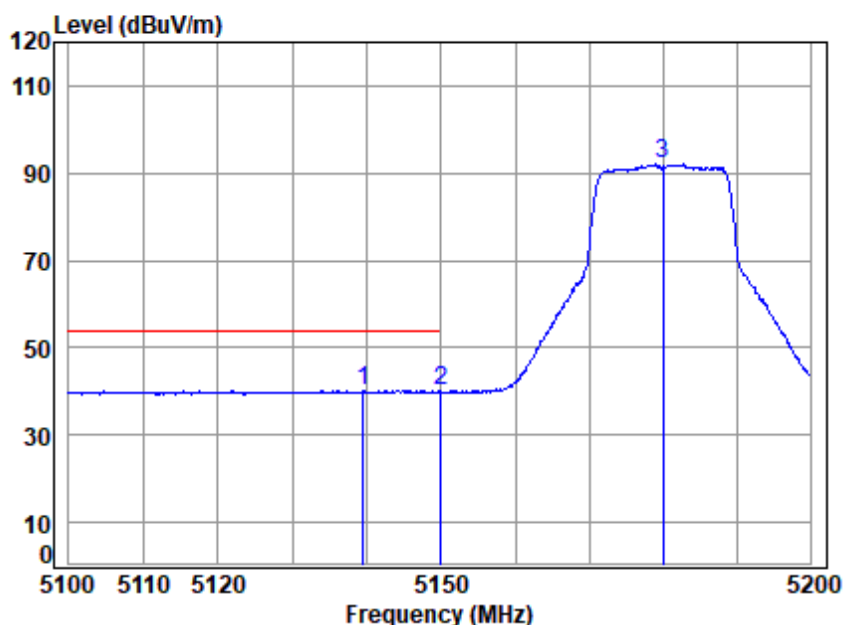


Site : chamber  
Condition: 3m HORIZONTAL  
Job No : 02410AT/02412AT  
Mode : 5180 Band edge  
: 5G WIFI 11AC20

		Cable	Ant	Preamp	Read	Limit	Over	
Freq		Loss	Factor	Factor	Level	Line	Limit	Remark
MHz		dB	dB/m	dB	dBuV	dBuV/m	dBuV/m	dB
1	5146.358	7.55	34.01	34.99	48.06	54.63	74.00	-19.37 peak
2	5149.980	7.55	34.00	34.99	45.93	52.49	74.00	-21.51 peak
3 q	5180.000	7.57	34.00	34.99	94.68	101.26	68.20	33.06 peak



Test Mode: 17; Polarity: Horizontal; Modulation:802.11ac; Bandwidth:20MHz; Channel:Low

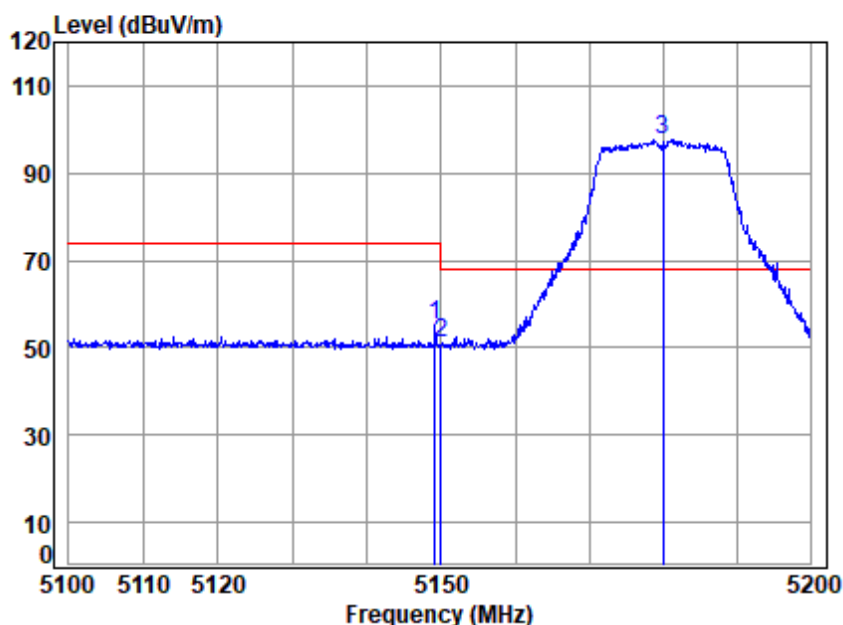


Site : chamber  
Condition: 3m HORIZONTAL  
Job No : 02410AT/02412AT  
Mode : 5180 Band edge  
: 5G WIFI 11AC20

		Cable	Ant	Preamp	Read	Limit	Over	
Freq	Loss	Factor	Factor	Level	Level	Line	Limit	Remark
MHz	dB	dB/m	dB	dBuV	dBuV/m	dBuV/m	dB	
1 q 5139.468	7.54	34.02	34.99	33.51	40.08	54.00	-13.92	Average
2 5149.980	7.55	34.00	34.99	33.40	39.96	54.00	-14.04	Average
3 5180.000	7.57	34.00	34.99	85.37	91.95	-----	-----	Average



Test Mode: 17; Polarity: Vertical; Modulation:802.11ac; Bandwidth:20MHz; Channel:Low

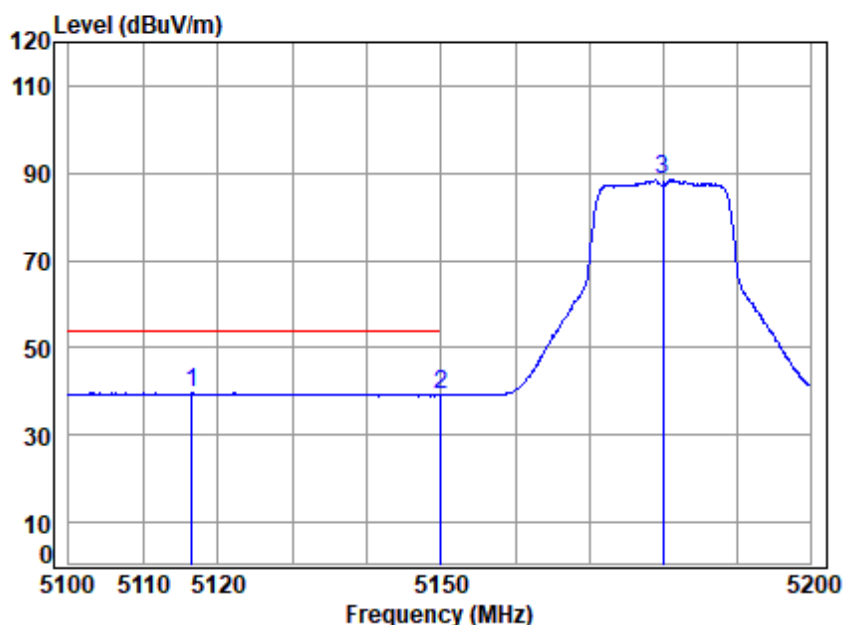


Site : chamber  
Condition: 3m VERTICAL  
Job No : 02410AT/02412AT  
Mode : 5180 Band edge  
: 5G WIFI 11AC20

		Cable	Ant	Preamp	Read	Limit	Over	
Freq		Loss	Factor	Factor	Level	Line	Limit	Remark
MHz		dB	dB/m	dB	dBuV	dBuV/m	dBuV/m	dB
1	5149.157	7.55	34.00	34.99	48.83	55.39	74.00	-18.61 Peak
2	5149.980	7.55	34.00	34.99	44.68	51.24	74.00	-22.76 Peak
3 q	5180.000	7.57	34.00	34.99	91.05	97.63	68.20	29.43 Peak



Test Mode: 17; Polarity: Vertical; Modulation:802.11ac; Bandwidth:20MHz; Channel:Low



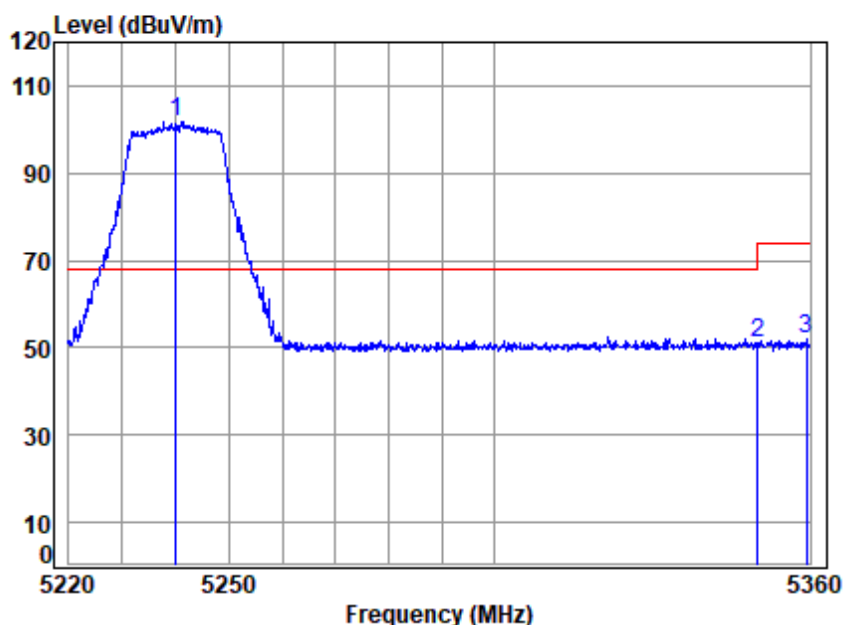
Site : chamber  
Condition: 3m VERTICAL  
Job No : 02410AT/02412AT  
Mode : 5180 Band edge  
: 5G WIFI 11AC20

		Cable	Ant	Preamp	Read	Limit	Over	
Freq	Loss	Factor	Factor	Level	Level	Line	Limit	Remark
MHz	dB	dB/m	dB	dBuV	dBuV/m	dBuV/m	dB	
1 q 5116.466	7.52	34.07	34.99	33.14	39.74	54.00	-14.26	Average
2 5149.980	7.55	34.00	34.99	32.68	39.24	54.00	-14.76	Average
3 5180.000	7.57	34.00	34.99	81.87	88.45	-----	-----	Average





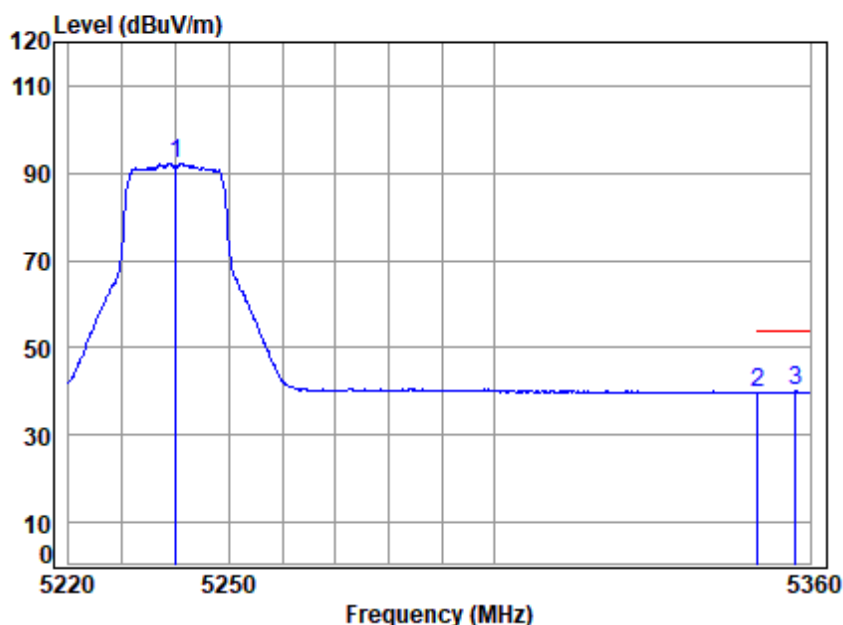
Test Mode: 17; Polarity: Horizontal; Modulation:802.11ac; Bandwidth:20MHz; Channel:High



Site : chamber  
Condition: 3m HORIZONTAL  
Job No : 02410AT/02412AT  
Mode : 5240 Band edge  
: 5G WIFI 11AC20

		Cable	Ant	Preamp	Read	Limit	Over	
Freq		Loss	Factor	Factor	Level	Line	Limit	Remark
MHz		dB	dB/m	dB	dBuV	dBuV/m	dBuV/m	dB
1 q 5240.000		7.62	34.00	35.00	95.05	101.67	68.20	33.47 peak
2 5350.020		7.70	34.30	35.00	44.17	51.17	74.00	-22.83 peak
3 5359.291		7.71	34.34	35.00	44.74	51.79	74.00	-22.21 peak

Test Mode: 17; Polarity: Horizontal; Modulation:802.11ac; Bandwidth:20MHz; Channel:High

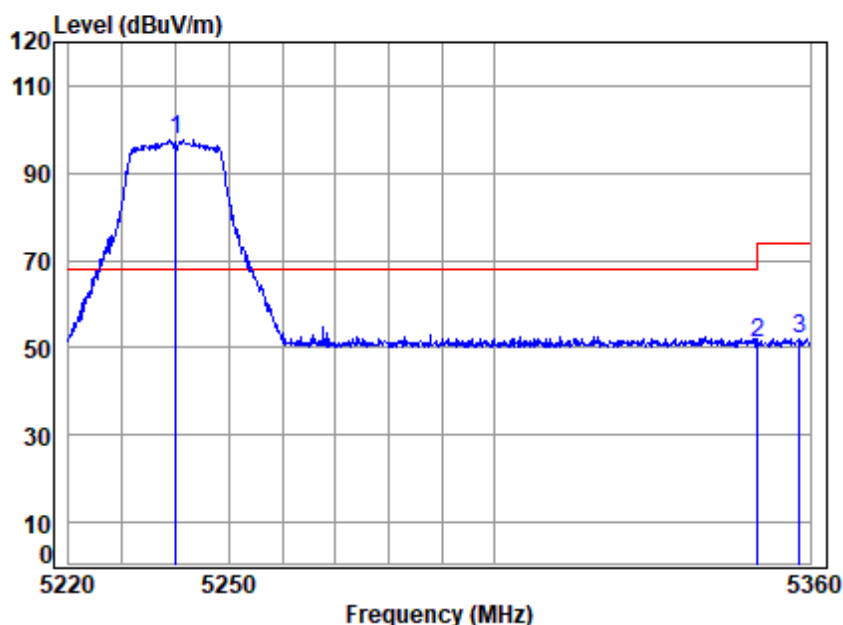


Site : chamber  
Condition: 3m HORIZONTAL  
Job No : 02410AT/02412AT  
Mode : 5240 Band edge  
: 5G WIFI 11AC20

		Cable	Ant	Preamp	Read	Limit	Over	
Freq		Loss	Factor	Factor	Level	Level	Line	Limit Remark
MHz		dB	dB/m	dB	dBuV	dBuV/m	dBuV/m	dB
1	5240.000	7.62	34.00	35.00	85.61	92.23	-----	----- Average
2	5350.020	7.70	34.30	35.00	32.68	39.68	54.00	-14.32 Average
3 q	5357.305	7.71	34.33	35.00	33.04	40.08	54.00	-13.92 Average



Test Mode: 17; Polarity: Vertical; Modulation:802.11ac; Bandwidth:20MHz; Channel:High

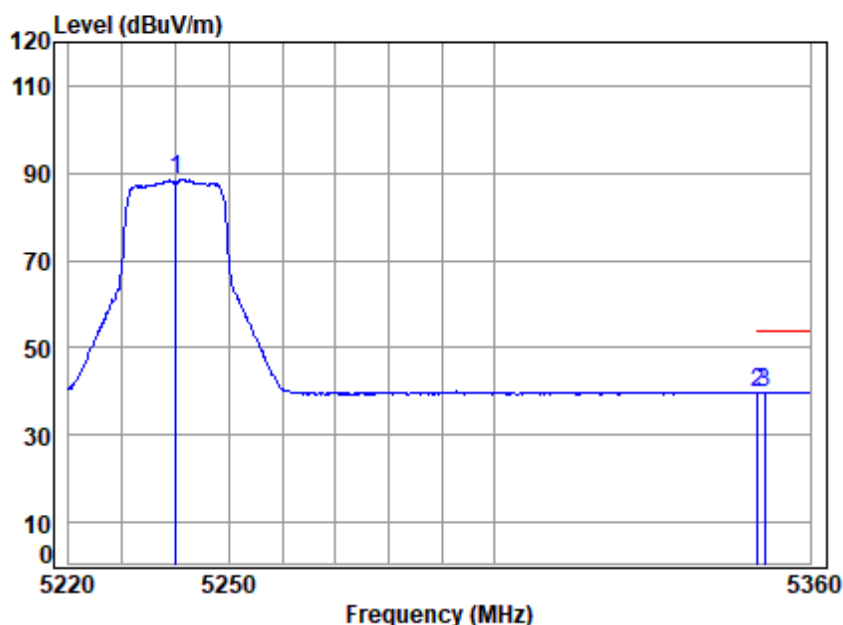


Site : chamber  
Condition: 3m VERTICAL  
Job No : 02410AT/02412AT  
Mode : 5240 Band edge  
: 5G WIFI 11AC20

		Cable	Ant	Preamp	Read	Limit	Over	
	Freq	Loss	Factor	Factor	Level	Level	Line	Limit Remark
	MHz	dB	dB/m	dB	dBuV	dBuV/m	dBuV/m	dB
1 q	5240.000	7.62	34.00	35.00	91.17	97.79	68.20	29.59 Peak
2	5350.020	7.70	34.30	35.00	44.15	51.15	74.00	-22.85 Peak
3	5358.014	7.71	34.33	35.00	45.13	52.17	74.00	-21.83 Peak



Test Mode: 17; Polarity: Vertical; Modulation:802.11ac; Bandwidth:20MHz; Channel:High

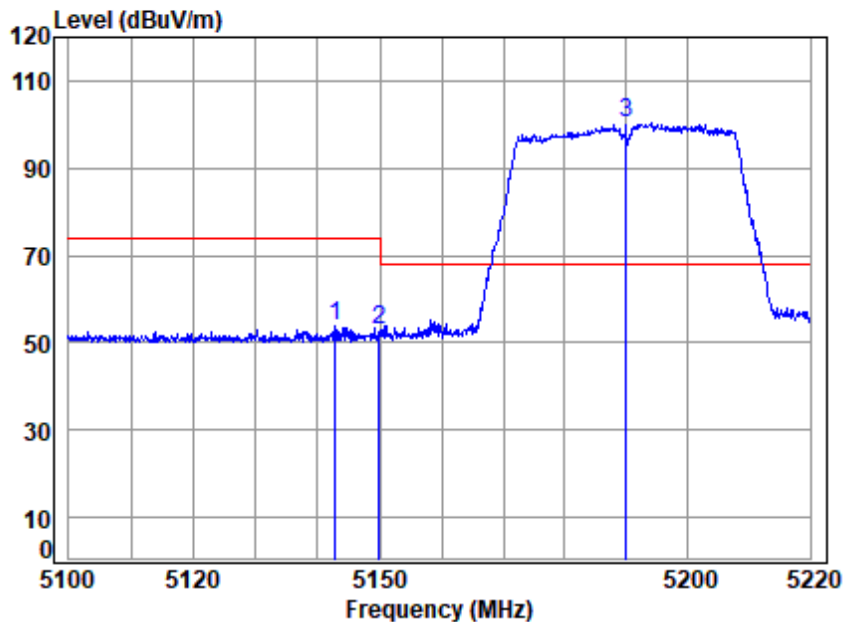


Site : chamber  
Condition: 3m VERTICAL  
Job No : 02410AT/02412AT  
Mode : 5240 Band edge  
: 5G WIFI 11AC20

		Cable	Ant	Preamp	Read	Limit	Over	
Freq	Loss	Factor	Factor	Level	Level	Line	Limit	Remark
MHz	dB	dB/m	dB	dBuV	dBuV/m	dBuV/m	dB	
1 5240.000	7.62	34.00	35.00	81.90	88.52	-----	-----	Average
2 5350.020	7.70	34.30	35.00	32.63	39.63	54.00	-14.37	Average
3 q 5351.354	7.71	34.31	35.00	32.82	39.84	54.00	-14.16	Average



Test Mode: 17; Polarity: Horizontal; Modulation:802.11ac; Bandwidth:40MHz; Channel:Low



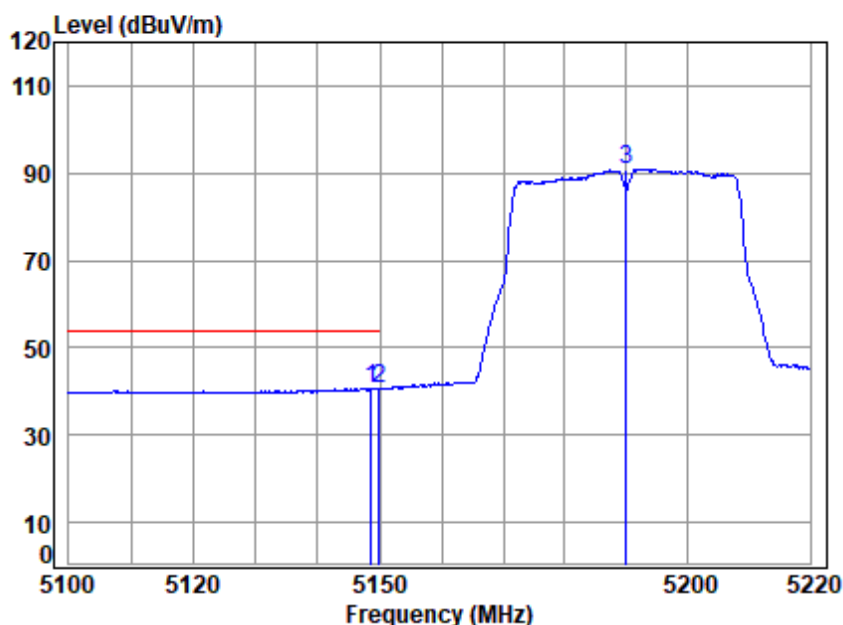
Site : chamber  
Condition: 3m HORIZONTAL  
Job No : 02410AT/02412AT  
Mode : 5190 Band edge  
: 5G WIFI 11AC40

		Cable	Ant	Preamp	Read	Limit	Over	
Freq		Loss	Factor	Factor	Level	Line	Limit	Remark
MHz		dB	dB/m	dB	dBuV	dBuV/m	dBuV/m	dB
1	5142.879	7.54	34.01	34.99	47.44	54.00	74.00	-20.00 peak
2	5149.980	7.55	34.00	34.99	46.46	53.02	74.00	-20.98 peak
3 q	5190.000	7.58	34.00	34.99	93.68	100.27	68.20	32.07 peak





Test Mode: 17; Polarity: Horizontal; Modulation:802.11ac; Bandwidth:40MHz; Channel:Low

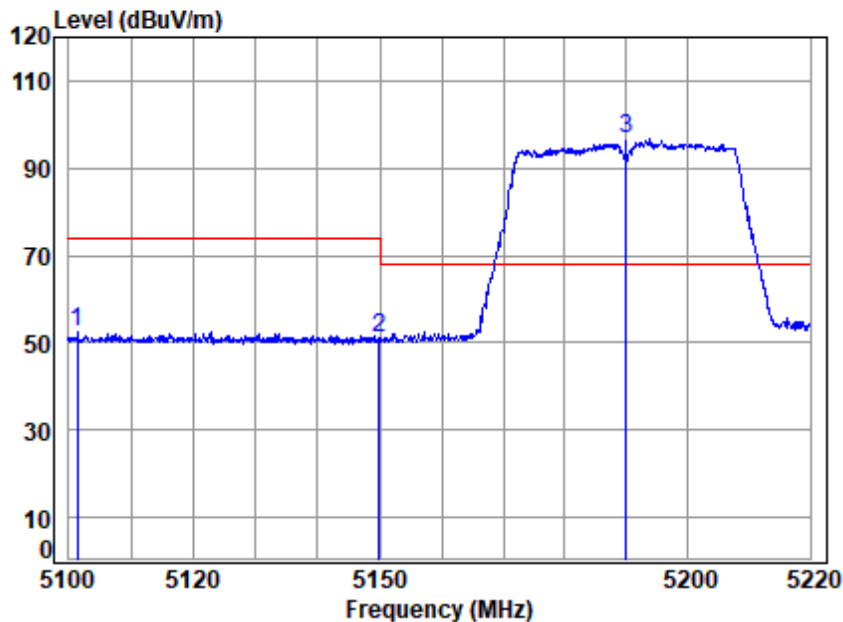


Site : chamber  
Condition: 3m HORIZONTAL  
Job No : 02410AT/02412AT  
Mode : 5190 Band edge  
: 5G WIFI 11AC40

		Cable	Ant	Preamp	Read	Limit	Over	
Freq		Loss	Factor	Factor	Level	Line	Limit	Remark
MHz		dB	dB/m	dB	dBuV	dBuV/m	dBuV/m	dB
1	5148.623	7.55	34.00	34.99	34.06	40.62	54.00	-13.38 Average
2 q	5149.980	7.55	34.00	34.99	34.18	40.74	54.00	-13.26 Average
3	5190.000	7.58	34.00	34.99	84.38	90.97	-----	----- Average



Test Mode: 17; Polarity: Vertical; Modulation:802.11ac; Bandwidth:40MHz; Channel:Low

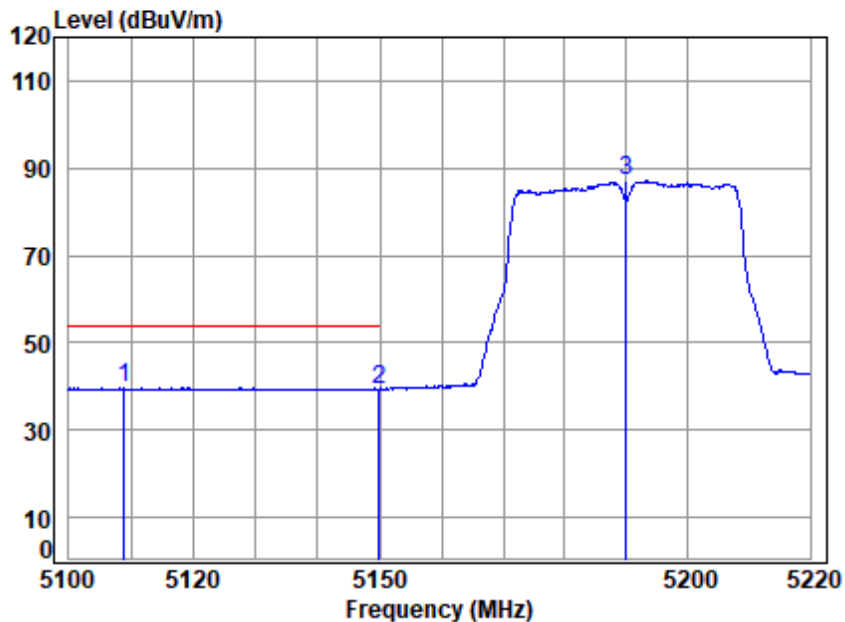


Site : chamber  
Condition: 3m VERTICAL  
Job No : 02410AT/02412AT  
Mode : 5190 Band edge  
: 5G WIFI 11AC40

		Cable	Ant	Preamp	Read	Limit	Over	
Freq		Loss	Factor	Factor	Level	Line	Limit	Remark
MHz		dB	dB/m	dB	dBuV	dBuV/m	dBuV/m	dB
1	5101.423	7.51	34.10	34.99	45.82	52.44	74.00	-21.56 Peak
2	5149.980	7.55	34.00	34.99	44.59	51.15	74.00	-22.85 Peak
3 q	5190.000	7.58	34.00	34.99	90.16	96.75	68.20	28.55 Peak



Test Mode: 17; Polarity: Vertical; Modulation:802.11ac; Bandwidth:40MHz; Channel:Low

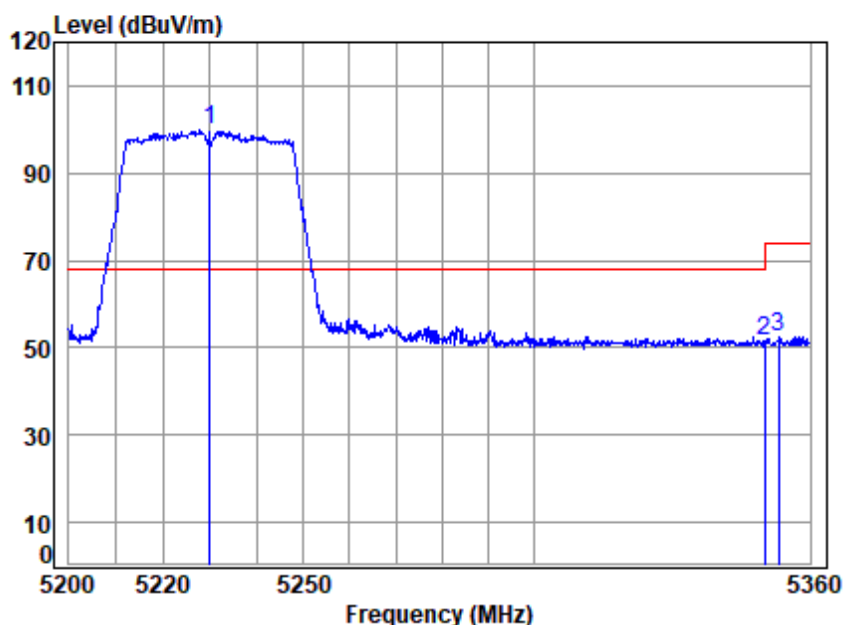


Site : chamber  
Condition: 3m VERTICAL  
Job No : 02410AT/02412AT  
Mode : 5190 Band edge  
: 5G WIFI 11AC40

		Cable	Ant	Preamp	Read	Limit	Over	
Freq	Loss	Factor	Factor	Level	Level	Line	Limit	Remark
MHz	dB	dB/m	dB	dBuV	dBuV/m	dBuV/m	dB	
1 q 5108.903	7.52	34.08	34.99	33.01	39.62	54.00	-14.38	Average
2 5149.980	7.55	34.00	34.99	32.90	39.46	54.00	-14.54	Average
3 5190.000	7.58	34.00	34.99	80.65	87.24	-----	-----	Average



Test Mode: 17; Polarity: Horizontal; Modulation:802.11ac; Bandwidth:40MHz; Channel:High



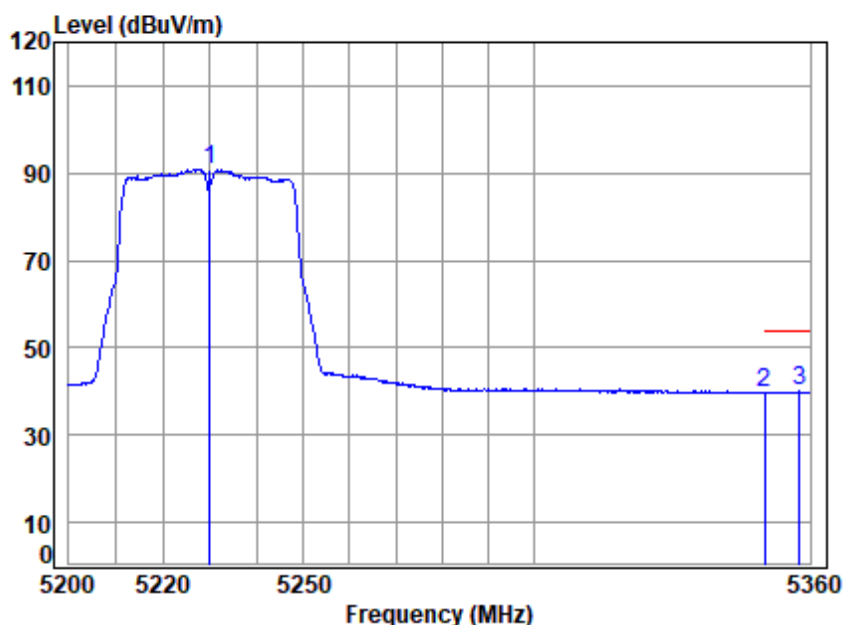
Site : chamber  
Condition: 3m HORIZONTAL  
Job No : 02410AT/02412AT  
Mode : 5230 Band edge  
: 5G WIFI 11AC40

		Cable	Ant	Preamp	Read	Limit	Over	
Freq	Loss	Factor	Factor	Level	Level	Line	Limit	Remark
MHz	dB	dB/m	dB	dBuV	dBuV/m	dBuV/m	dB	
1 q 5230.000	7.61	34.00	34.99	93.24	99.86	68.20	31.66	peak
2 5350.020	7.70	34.30	35.00	44.68	51.68	74.00	-22.32	peak
3 5353.182	7.71	34.31	35.00	45.57	52.59	74.00	-21.41	peak





Test Mode: 17; Polarity: Horizontal; Modulation:802.11ac; Bandwidth:40MHz; Channel:High

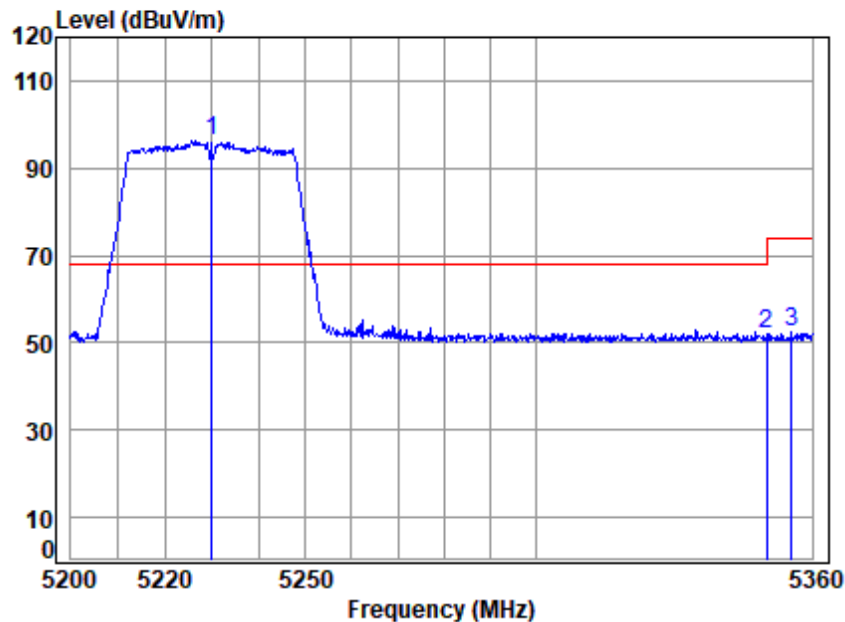


Site : chamber  
Condition: 3m HORIZONTAL  
Job No : 02410AT/02412AT  
Mode : 5230 Band edge  
: 5G WIFI 11AC40

		Cable	Ant	Preamp	Read	Limit	Over	
	Freq	Loss	Factor	Factor	Level	Level	Line	Limit Remark
	MHz	dB	dB/m	dB	dBuV	dBuV/m	dBuV/m	dB
1	5230.000	7.61	34.00	34.99	84.25	90.87	-----	----- Average
2	5350.020	7.70	34.30	35.00	32.73	39.73	54.00	-14.27 Average
3 q	5357.727	7.71	34.33	35.00	32.91	39.95	54.00	-14.05 Average



Test Mode: 17; Polarity: Vertical; Modulation:802.11ac; Bandwidth:40MHz; Channel:High

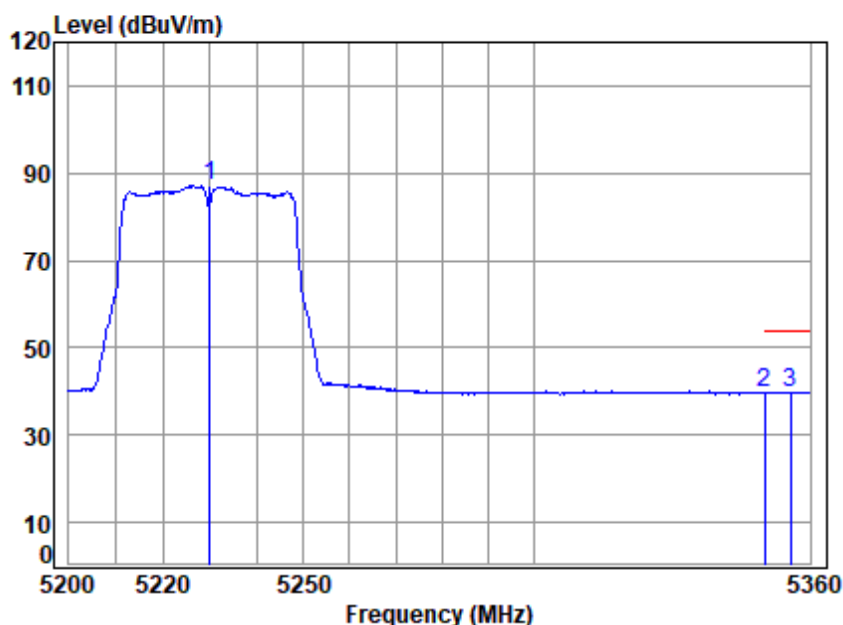


Site : chamber  
Condition: 3m VERTICAL  
Job No : 02410AT/02412AT  
Mode : 5230 Band edge  
: 5G WIFI 11AC40

		Cable	Ant	Preamp	Read	Limit	Over	
Freq	Loss	Factor	Factor	Level	Level	Line	Limit	Remark
MHz	dB	dB/m	dB	dBuV	dBuV/m	dBuV/m	dB	
1 q 5230.000	7.61	34.00	34.99	89.69	96.31	68.20	28.11	Peak
2 5350.020	7.70	34.30	35.00	44.79	51.79	74.00	-22.21	Peak
3 5355.454	7.71	34.32	35.00	45.35	52.38	74.00	-21.62	Peak



Test Mode: 17; Polarity: Vertical; Modulation:802.11ac; Bandwidth:40MHz; Channel:High

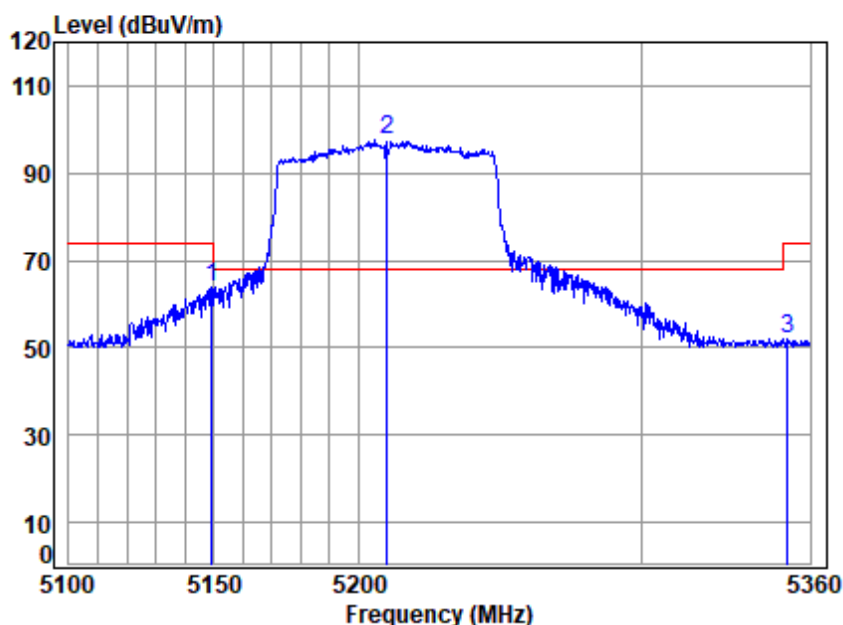


Site : chamber  
Condition: 3m VERTICAL  
Job No : 02410AT/02412AT  
Mode : 5230 Band edge  
: 5G WIFI 11AC40

		Cable	Ant	Preamp	Read	Limit	Over	
	Freq	Loss	Factor	Factor	Level	Level	Line	Limit Remark
	MHz	dB	dB/m	dB	dBuV	dBuV/m	dBuV/m	dB
1	5230.000	7.61	34.00	34.99	80.66	87.28	-----	----- Average
2	5350.020	7.70	34.30	35.00	32.65	39.65	54.00	-14.35 Average
3 q	5355.778	7.71	34.32	35.00	32.87	39.90	54.00	-14.10 Average



Test Mode: 17; Polarity: Horizontal; Modulation:802.11ac; Bandwidth:80MHz; Channel:middle



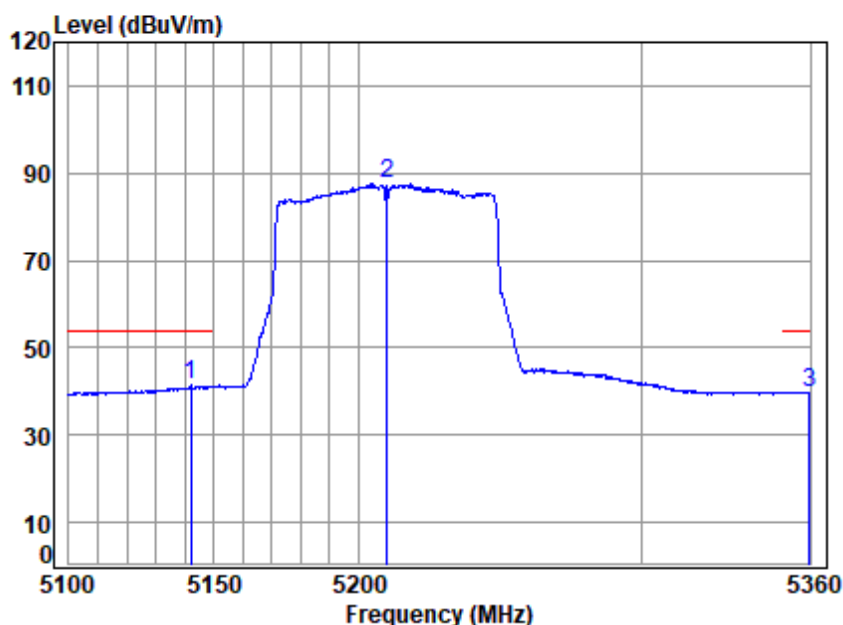
Site : chamber  
Condition: 3m HORIZONTAL  
Job No : 02410AT/02412AT  
Mode : 5210 Band edge  
: 5G WIFI 11AC80

		Cable	Ant	Preamp	Read	Limit	Over	
Freq		Loss	Factor	Factor	Level	Level	Line	Limit Remark
MHz		dB	dB/m	dB	dBuV	dBuV/m	dBuV/m	dB
1	5149.178	7.55	34.00	34.99	57.15	63.71	74.00	-10.29 peak
2 q	5210.000	7.60	34.00	34.99	91.19	97.80	68.20	29.60 peak
3	5351.744	7.71	34.31	35.00	45.08	52.10	74.00	-21.90 peak





Test Mode: 17; Polarity: Horizontal; Modulation:802.11ac; Bandwidth:80MHz; Channel:middle

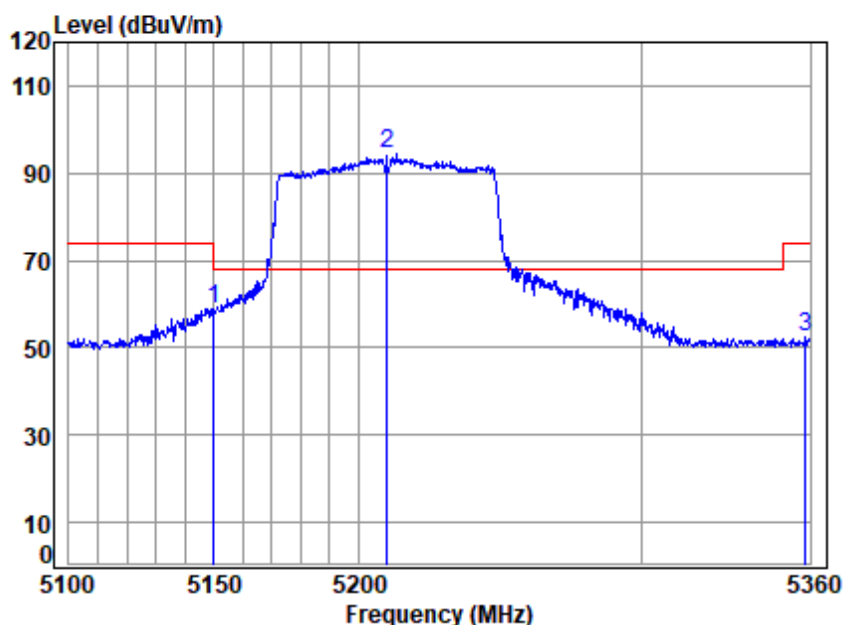


Site : chamber  
Condition: 3m HORIZONTAL  
Job No : 02410AT/02412AT  
Mode : 5210 Band edge  
: 5G WIFI 11AC80

		Cable	Ant	Preamp	Read	Limit	Over	
Freq		Loss	Factor	Factor	Level	Level	Line	Limit Remark
MHz		dB	dB/m	dB	dBuV	dBuV/m	dBuV/m	dB
1 q 5142.014		7.54	34.02	34.99	34.76	41.33	54.00	-12.67 Average
2 5210.000		7.60	34.00	34.99	80.90	87.51	-----	----- Average
3 5359.733		7.71	34.34	35.00	32.86	39.91	54.00	-14.09 Average



Test Mode: 17; Polarity: Vertical; Modulation:802.11ac; Bandwidth:80MHz; Channel:middle

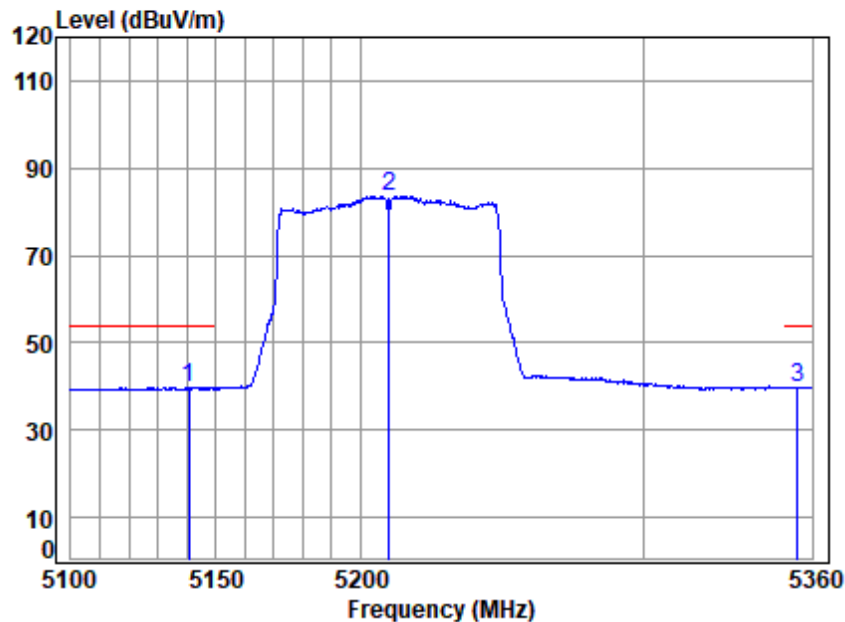


Site : chamber  
Condition: 3m VERTICAL  
Job No : 02410AT/02412AT  
Mode : 5210 Band edge  
: 5G WIFI 11AC80

		Cable	Ant	Preamp	Read	Limit	Over	
Freq	Loss	Factor	Factor	Level	Level	Line	Limit	Remark
MHz	dB	dB/m	dB	dBuV	dBuV/m	dBuV/m	dB	
1 5149.947	7.55	34.00	34.99	52.22	58.78	74.00	-15.22	Peak
2 q 5210.000	7.60	34.00	34.99	87.82	94.43	68.20	26.23	Peak
3 5358.401	7.71	34.33	35.00	45.32	52.36	74.00	-21.64	Peak



Test Mode: 17; Polarity: Vertical; Modulation:802.11ac; Bandwidth:80MHz; Channel:middle

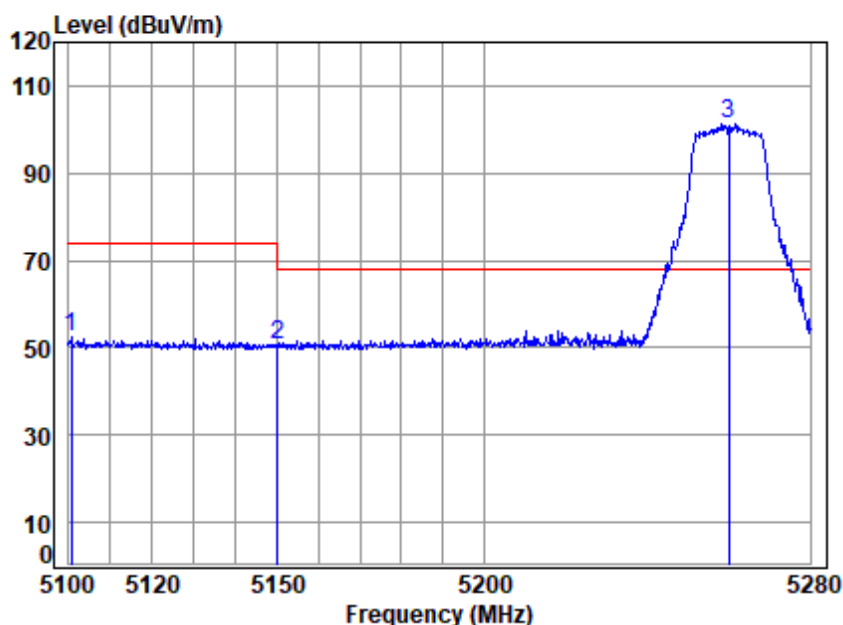


Site : chamber  
Condition: 3m VERTICAL  
Job No : 02410AT/02412AT  
Mode : 5210 Band edge  
: 5G WIFI 11AC80

		Cable	Ant	Preamp	Read	Limit	Over	
Freq		Loss	Factor	Factor	Level	Level	Line	Limit Remark
MHz		dB	dB/m	dB	dBuV	dBuV/m	dBuV/m	dB
1 q 5140.480		7.54	34.02	34.99	33.24	39.81	54.00	-14.19 Average
2 5210.000		7.60	34.00	34.99	77.01	83.62	-----	----- Average
3 5354.938		7.71	34.32	35.00	32.77	39.80	54.00	-14.20 Average



Test Mode: 19; Polarity: Horizontal; Modulation:802.11ac; Bandwidth:20MHz; Channel:Low



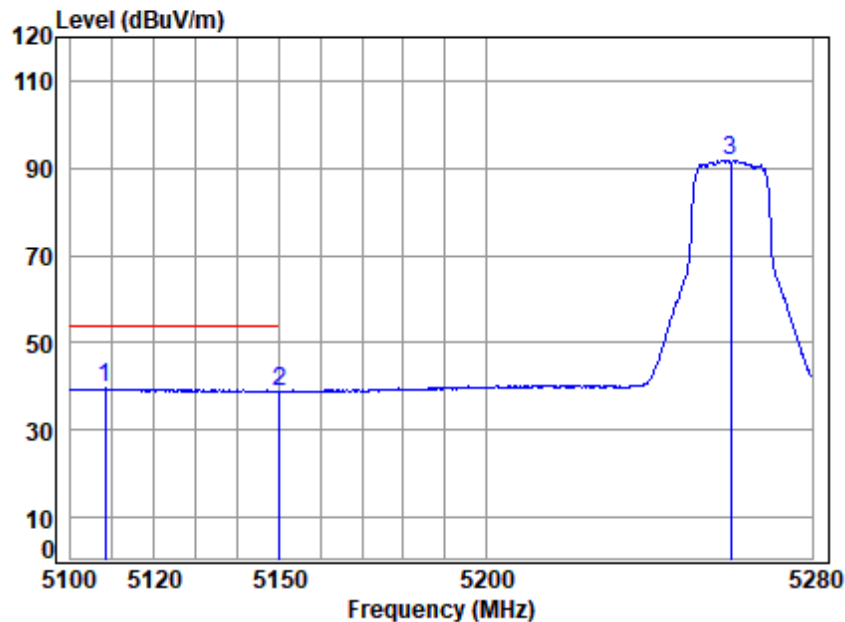
Site : chamber  
Condition: 3m HORIZONTAL  
Job No : 02410AT/02412AT  
Mode : 5260 Band edge  
: 5G WIFI 11AC20

		Cable	Ant	Preamp	Read		Limit	Over	
	Freq	Loss	Factor	Factor	Level	Level	Line	Limit	Remark
	MHz	dB	dB/m	dB	dBuV	dBuV/m	dBuV/m	dB	
1	5100.708	7.51	34.10	34.99	45.94	52.56	74.00	-21.44	peak
2	5149.980	7.55	34.00	34.99	43.99	50.55	74.00	-23.45	peak
3 q	5260.000	7.64	34.04	35.00	94.67	101.35	68.20	33.15	peak





Test Mode: 19; Polarity: Horizontal; Modulation:802.11ac; Bandwidth:20MHz; Channel:Low

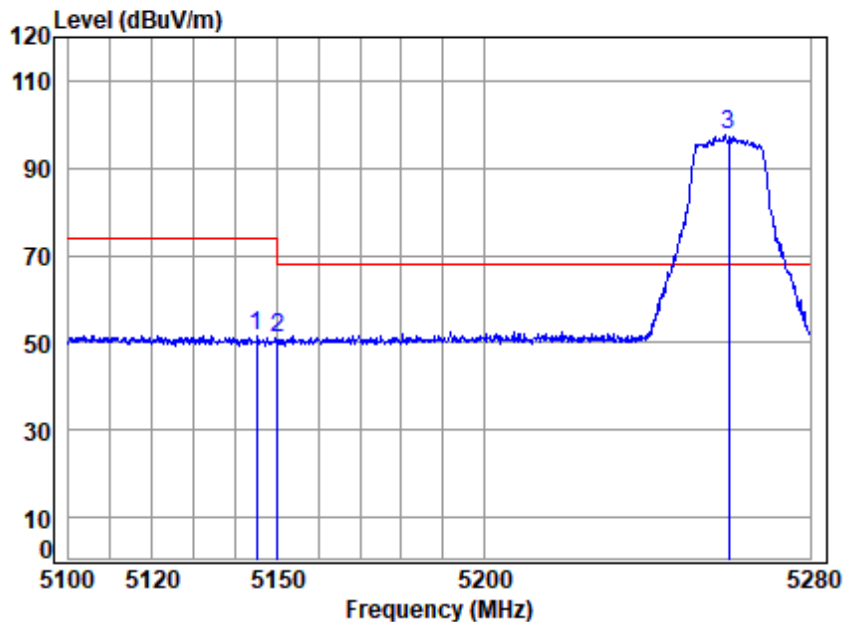


Site : chamber  
Condition: 3m HORIZONTAL  
Job No : 02410AT/02412AT  
Mode : 5260 Band edge  
: 5G WIFI 11AC20

		Cable	Ant	Preamp	Read	Limit	Over	
Freq	Loss	Factor	Factor	Level	Level	Line	Limit	Remark
MHz	dB	dB/m	dB	dBuV	dBuV/m	dBuV/m	dB	
1 q 5108.144	7.52	34.08	34.99	32.87	39.48	54.00	-14.52	Average
2 5149.980	7.55	34.00	34.99	32.35	38.91	54.00	-15.09	Average
3 5260.000	7.64	34.04	35.00	85.18	91.86	-----	-----	Average



Test Mode: 19; Polarity: Vertical; Modulation:802.11ac; Bandwidth:20MHz; Channel:Low

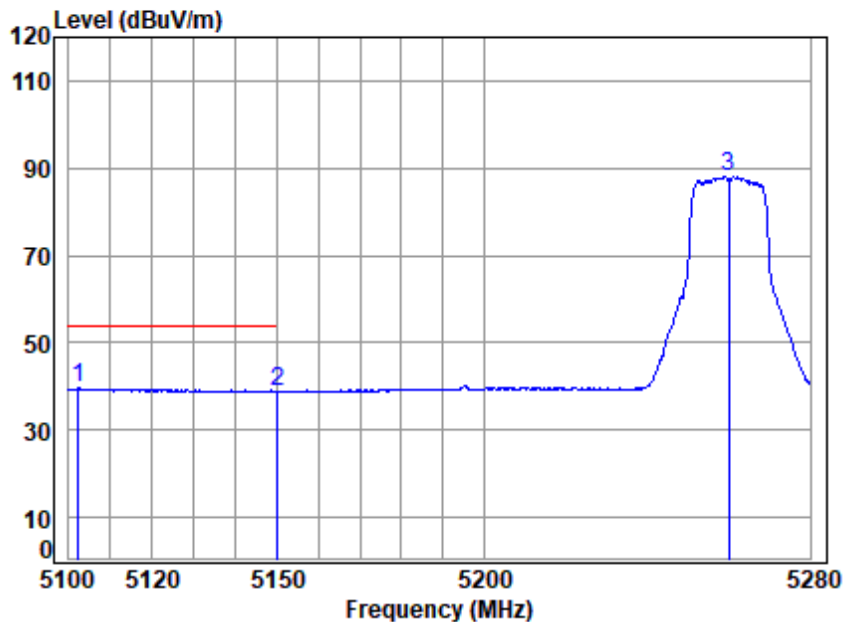


Site : chamber  
Condition: 3m VERTICAL  
Job No : 02410AT/02412AT  
Mode : 5260 Band edge  
: 5G WIFI 11AC20

		Cable	Ant	Preamp	Read	Limit	Over	
	Freq	Loss	Factor	Factor	Level	Level	Line	Limit Remark
	MHz	dB	dB/m	dB	dBuV	dBuV/m	dBuV/m	dB
1	5145.130	7.55	34.01	34.99	45.12	51.69	74.00	-22.31 Peak
2	5149.980	7.55	34.00	34.99	44.34	50.90	74.00	-23.10 Peak
3 q	5260.000	7.64	34.04	35.00	90.98	97.66	68.20	29.46 Peak



Test Mode: 19; Polarity: Vertical; Modulation:802.11ac; Bandwidth:20MHz; Channel:Low

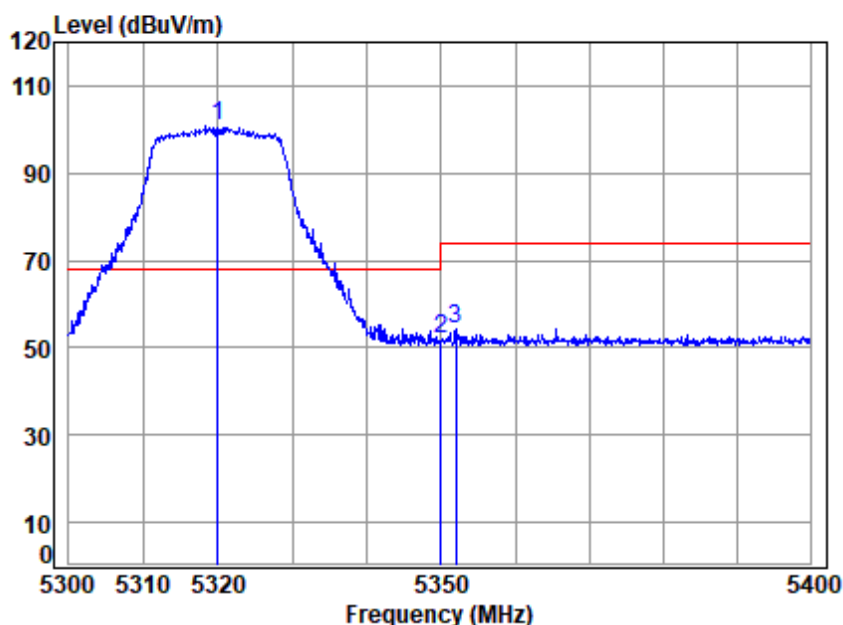


Site : chamber  
Condition: 3m VERTICAL  
Job No : 02410AT/02412AT  
Mode : 5260 Band edge  
: 5G WIFI 11AC20

		Cable	Ant	Preamp	Read	Limit	Over	
Freq	Loss	Factor	Factor	Level	Level	Line	Limit	Remark
MHz	dB	dB/m	dB	dBuV	dBuV/m	dBuV/m	dB	
1 q 5102.300	7.51	34.10	34.99	32.95	39.57	54.00	-14.43	Average
2 5149.980	7.55	34.00	34.99	32.34	38.90	54.00	-15.10	Average
3 5260.000	7.64	34.04	35.00	81.55	88.23	-----	-----	Average



Test Mode: 19; Polarity: Horizontal; Modulation:802.11ac; Bandwidth:20MHz; Channel:High



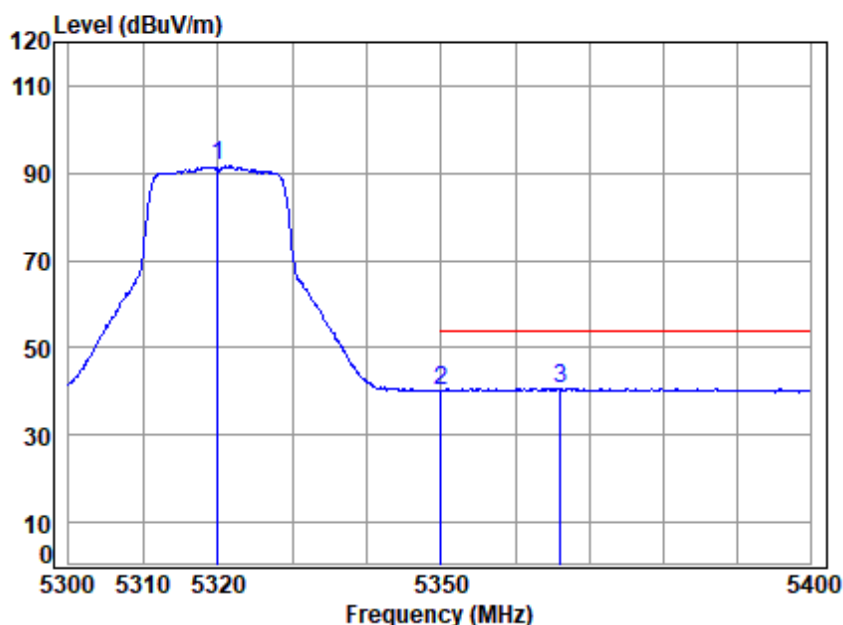
Site : chamber  
Condition: 3m HORIZONTAL  
Job No : 02410AT/02412AT  
Mode : 5320 Band edge  
: 5G WIFI 11AC20

		Cable	Ant	Preamp	Read		Limit	Over	
Freq		Loss	Factor	Factor	Level	Level	Line	Limit	Remark
MHz		dB	dB/m	dB	dBuV	dBuV/m	dBuV/m	dB	
1 q 5320.000		7.68	34.24	35.00	94.06	100.98	68.20	32.78	peak
2 5350.020		7.70	34.30	35.00	45.19	52.19	74.00	-21.81	peak
3 5351.967		7.71	34.31	35.00	47.09	54.11	74.00	-19.89	peak





Test Mode: 19; Polarity: Horizontal; Modulation:802.11ac; Bandwidth:20MHz; Channel:High

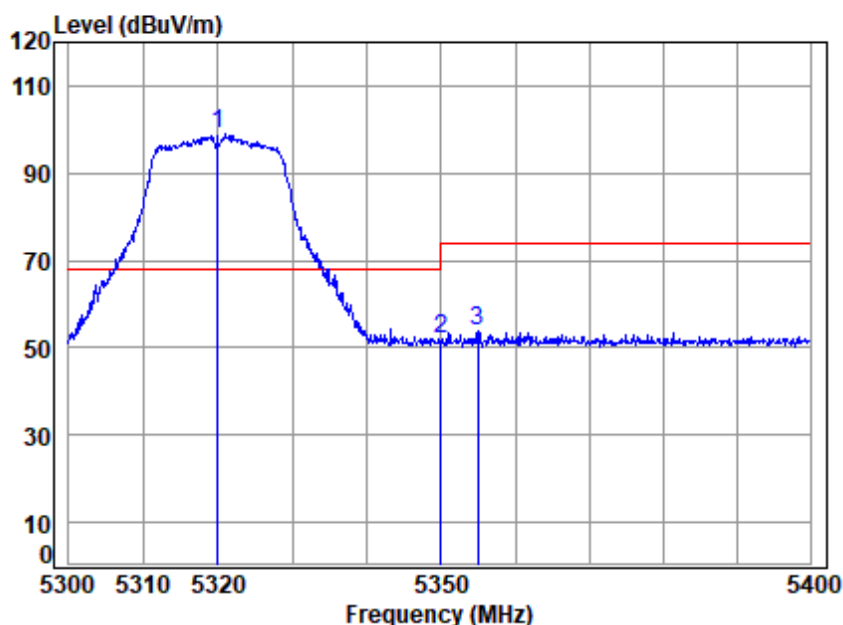


Site : chamber  
Condition: 3m HORIZONTAL  
Job No : 02410AT/02412AT  
Mode : 5320 Band edge  
: 5G WIFI 11AC20

		Cable	Ant	Preamp	Read	Limit	Over	
Freq		Loss	Factor	Factor	Level	Line	Limit	Remark
MHz		dB	dB/m	dB	dBuV	dBuV/m	dBuV/m	dB
1	5320.000	7.68	34.24	35.00	84.64	91.56	-----	Average
2	5350.020	7.70	34.30	35.00	33.28	40.28	54.00	-13.72 Average
3 q	5366.091	7.72	34.36	35.00	33.58	40.66	54.00	-13.34 Average



Test Mode: 19; Polarity: Vertical; Modulation:802.11ac; Bandwidth:20MHz; Channel:High

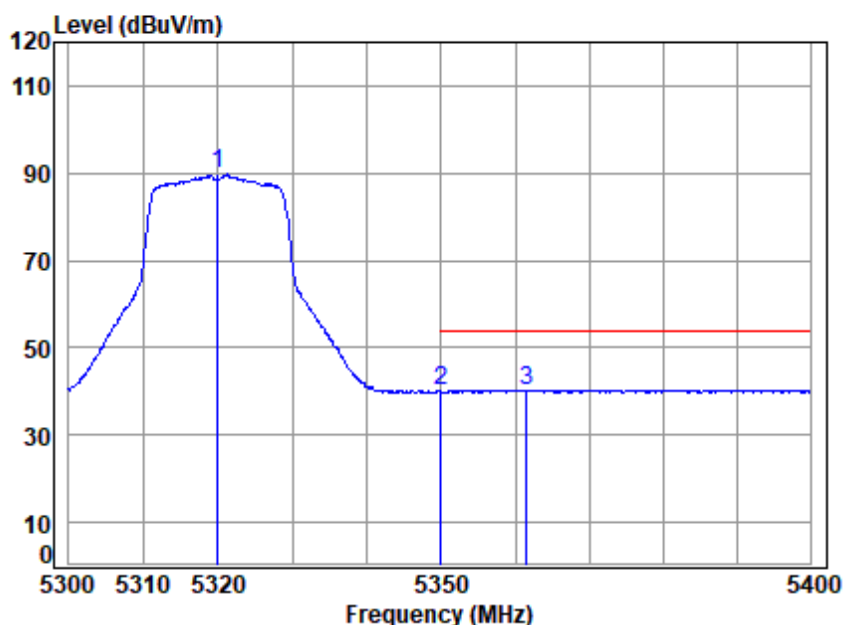


Site : chamber  
Condition: 3m VERTICAL  
Job No : 02410AT/02412AT  
Mode : 5320 Band edge  
: 5G WIFI 11AC20

		Cable	Ant	Preamp	Read	Limit	Over	
Freq	Loss	Factor	Factor	Level	Level	Line	Limit	Remark
MHz	dB	dB/m	dB	dBuV	dBuV/m	dBuV/m	dB	
1 q 5320.000	7.68	34.24	35.00	91.94	98.86	68.20	30.66	Peak
2 5350.020	7.70	34.30	35.00	44.81	51.81	74.00	-22.19	Peak
3 5354.969	7.71	34.32	35.00	46.84	53.87	74.00	-20.13	Peak



Test Mode: 19; Polarity: Vertical; Modulation:802.11ac; Bandwidth:20MHz; Channel:High

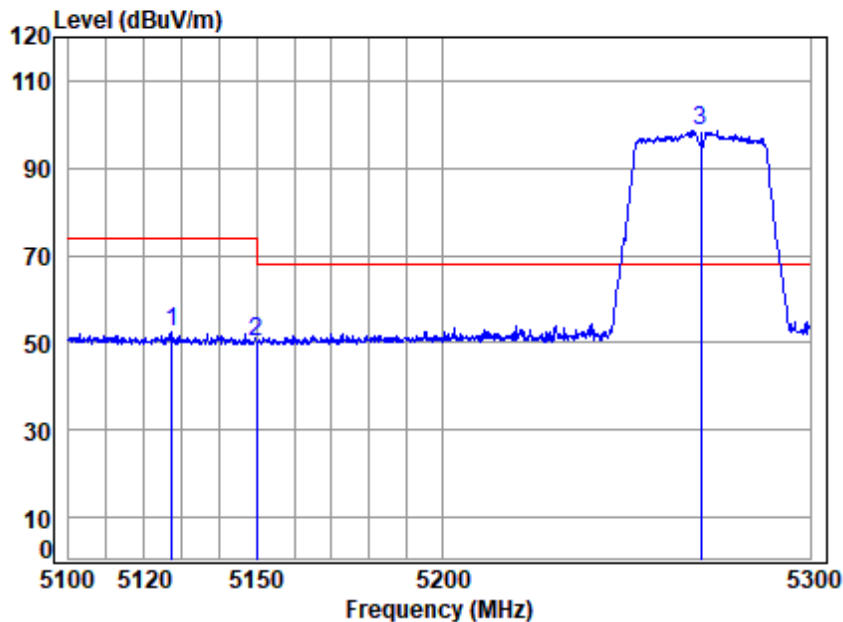


Site : chamber  
Condition: 3m VERTICAL  
Job No : 02410AT/02412AT  
Mode : 5320 Band edge  
: 5G WIFI 11AC20

		Cable	Ant	Preamp	Read	Limit	Over	
Freq		Loss	Factor	Factor	Level	Level	Line	Limit Remark
MHz		dB	dB/m	dB	dBuV	dBuV/m	dBuV/m	dB
1	5320.000	7.68	34.24	35.00	82.94	89.86	-----	----- Average
2	5350.020	7.70	34.30	35.00	33.00	40.00	54.00	-14.00 Average
3 q	5361.479	7.71	34.35	35.00	33.30	40.36	54.00	-13.64 Average



Test Mode: 19; Polarity: Horizontal; Modulation:802.11ac; Bandwidth:40MHz; Channel:Low



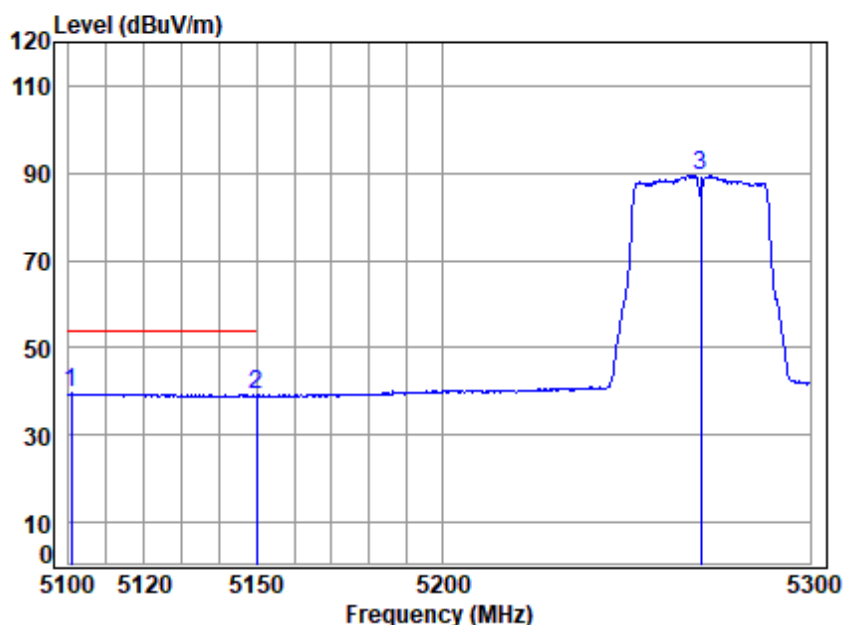
Site : chamber  
Condition: 3m HORIZONTAL  
Job No : 02410AT/02412AT  
Mode : 5270 Band edge  
: 5G WIFI 11AC40

		Cable	Ant	Preamp	Read		Limit	Over	
Freq		Loss	Factor	Factor	Level	Level	Line	Limit	Remark
MHz		dB	dB/m	dB	dBuV	dBuV/m	dBuV/m	dB	
1	5127.342	7.53	34.05	34.99	45.95	52.54	74.00	-21.46	peak
2	5149.980	7.55	34.00	34.99	43.68	50.24	74.00	-23.76	peak
3 q	5270.000	7.64	34.08	35.00	91.99	98.71	68.20	30.51	peak





Test Mode: 19; Polarity: Horizontal; Modulation:802.11ac; Bandwidth:40MHz; Channel:Low

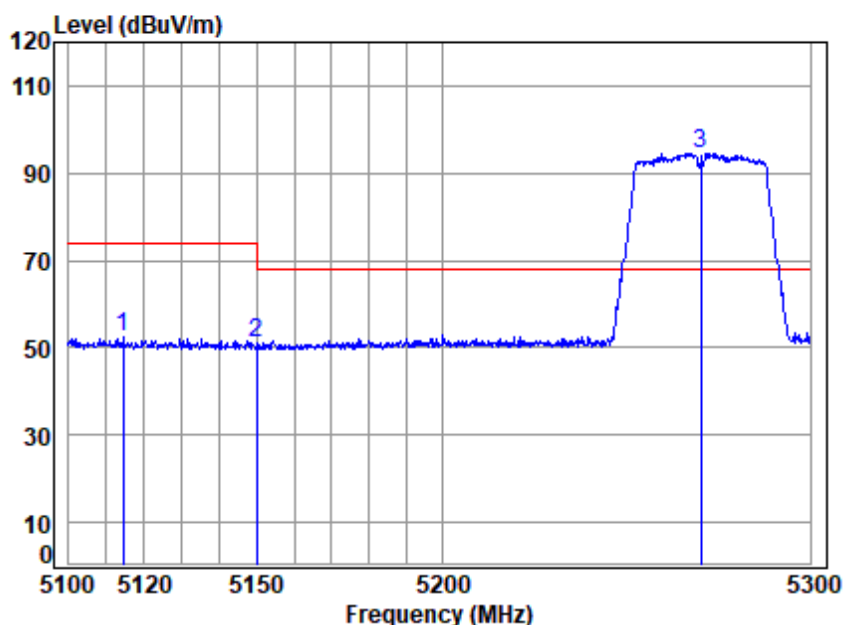


Site : chamber  
Condition: 3m HORIZONTAL  
Job No : 02410AT/02412AT  
Mode : 5270 Band edge  
: 5G WIFI 11AC40

		Cable	Ant	Preamp	Read	Limit	Over	
	Freq	Loss	Factor	Factor	Level	Level	Line	Limit Remark
	MHz	dB	dB/m	dB	dBuV	dBuV/m	dBuV/m	dB
1 q	5100.588	7.51	34.10	34.99	32.86	39.48	54.00	-14.52 Average
2	5149.980	7.55	34.00	34.99	32.51	39.07	54.00	-14.93 Average
3	5270.000	7.64	34.08	35.00	82.64	89.36	-----	----- Average



Test Mode: 19; Polarity: Vertical; Modulation:802.11ac; Bandwidth:40MHz; Channel:Low

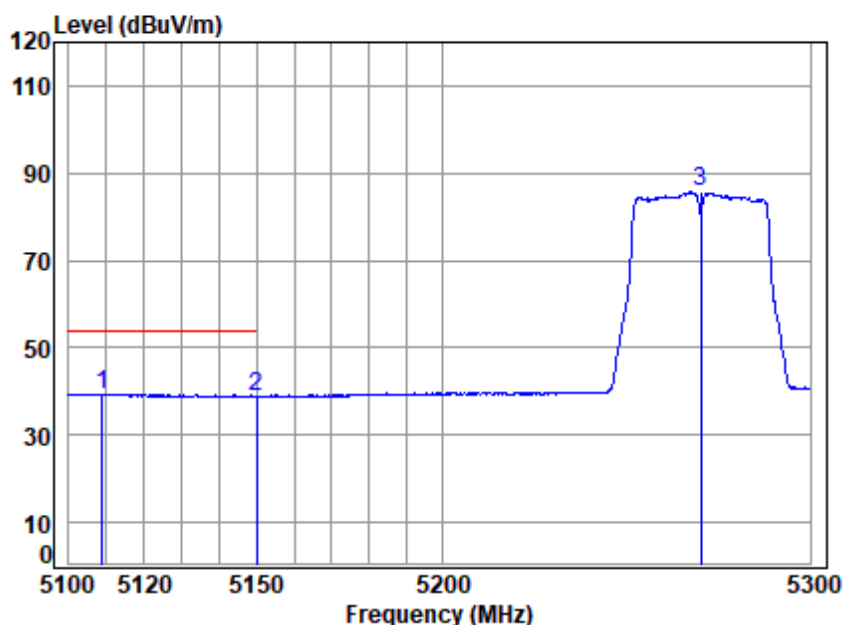


Site : chamber  
Condition: 3m VERTICAL  
Job No : 02410AT/02412AT  
Mode : 5270 Band edge  
: 5G WIFI 11AC40

		Cable	Ant	Preamp	Read		Limit	Over	
	Freq	Loss	Factor	Factor	Level	Level	Line	Limit	Remark
	MHz	dB	dB/m	dB	dBuV	dBuV/m	dBuV/m	dB	
1	5114.341	7.52	34.07	34.99	45.91	52.51	74.00	-21.49	Peak
2	5149.980	7.55	34.00	34.99	44.59	51.15	74.00	-22.85	Peak
3 q	5270.000	7.64	34.08	35.00	87.85	94.57	68.20	26.37	Peak



Test Mode: 19; Polarity: Vertical; Modulation:802.11ac; Bandwidth:40MHz; Channel:Low

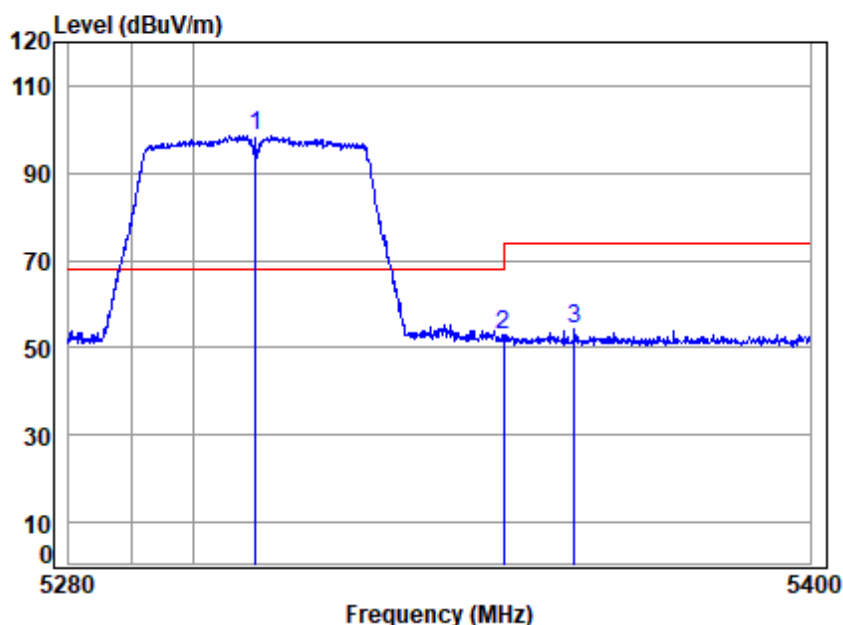


Site : chamber  
Condition: 3m VERTICAL  
Job No : 02410AT/02412AT  
Mode : 5270 Band edge  
: 5G WIFI 11AC40

		Cable	Ant	Preamp	Read	Limit	Over	
Freq	Loss	Factor	Factor	Level	Level	Line	Limit	Remark
MHz	dB	dB/m	dB	dBuV	dBuV/m	dBuV/m	dB	
1 q 5108.835	7.52	34.08	34.99	32.80	39.41	54.00	-14.59	Average
2 5149.980	7.55	34.00	34.99	32.38	38.94	54.00	-15.06	Average
3 5270.000	7.64	34.08	35.00	78.88	85.60	-----	-----	Average



Test Mode: 19; Polarity: Horizontal; Modulation:802.11ac; Bandwidth:40MHz; Channel:High



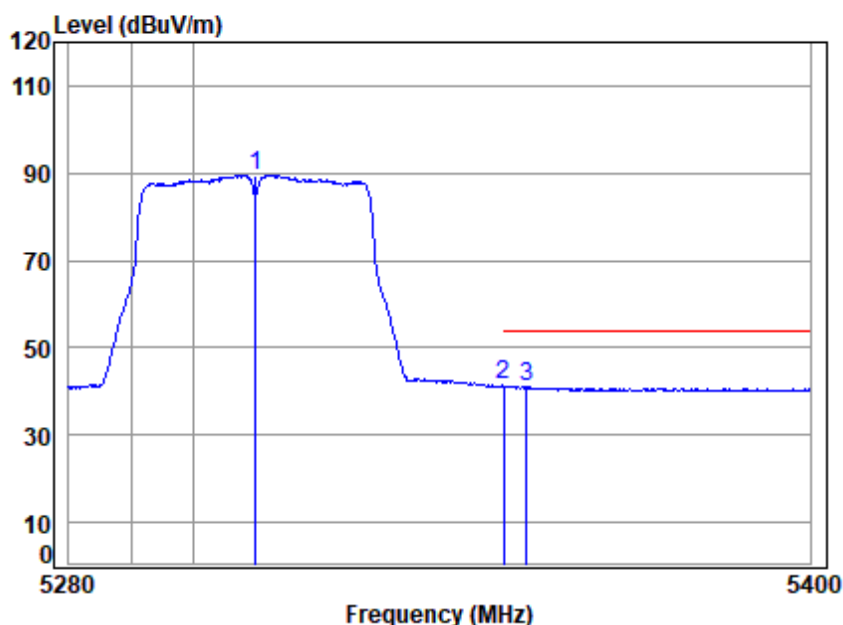
Site : chamber  
Condition: 3m HORIZONTAL  
Job No : 02410AT/02412AT  
Mode : 5310 Band edge  
: 5G WIFI 11AC40

		Cable	Ant	Preamp	Read	Limit	Over	
Freq	Loss	Factor	Factor	Level	Level	Line	Limit	Remark
MHz	dB	dB/m	dB	dBuV	dBuV/m	dBuV/m	dB	
1 q 5310.000	7.67	34.22	35.00	91.87	98.76	68.20	30.56	peak
2 5350.020	7.70	34.30	35.00	46.10	53.10	74.00	-20.90	peak
3 5361.547	7.71	34.35	35.00	47.33	54.39	74.00	-19.61	peak





Test Mode: 19; Polarity: Horizontal; Modulation:802.11ac; Bandwidth:40MHz; Channel:High

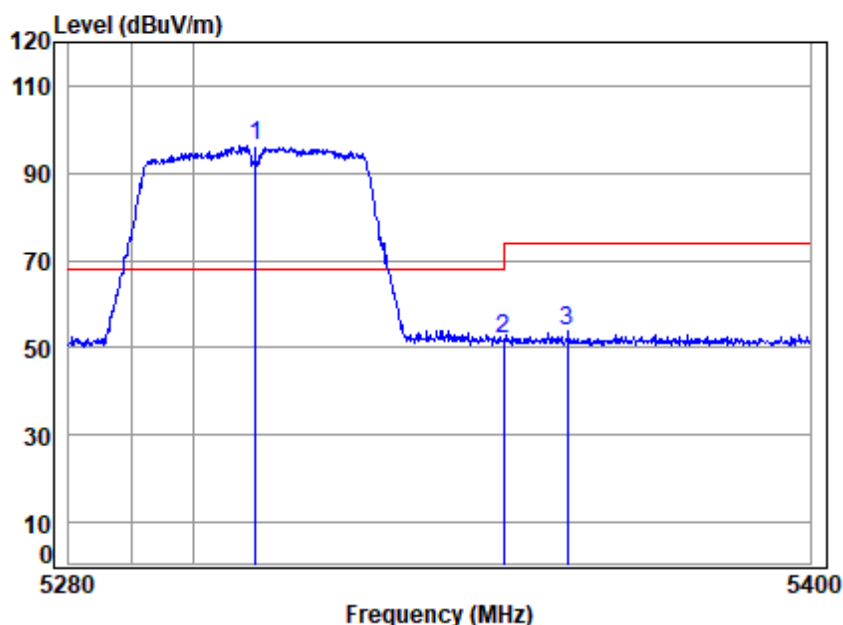


Site : chamber  
Condition: 3m HORIZONTAL  
Job No : 02410AT/02412AT  
Mode : 5310 Band edge  
: 5G WIFI 11AC40

		Cable	Ant	Preamp	Read	Limit	Over	
Freq	Loss	Factor	Factor	Level	Level	Line	Limit	Remark
MHz	dB	dB/m	dB	dBuV	dBuV/m	dBuV/m	dB	
1 5310.000	7.67	34.22	35.00	82.65	89.54	-----	-----	Average
2 q 5350.020	7.70	34.30	35.00	34.31	41.31	54.00	-12.69	Average
3 5353.841	7.71	34.32	35.00	34.09	41.12	54.00	-12.88	Average



Test Mode: 19; Polarity: Vertical; Modulation:802.11ac; Bandwidth:40MHz; Channel:High

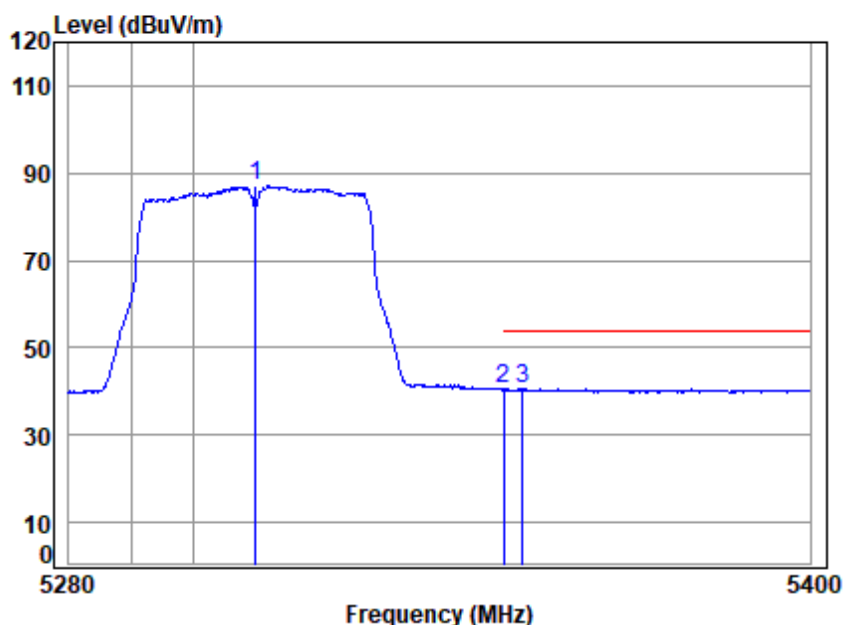


Site : chamber  
Condition: 3m VERTICAL  
Job No : 02410AT/02412AT  
Mode : 5310 Band edge  
: 5G WIFI 11AC40

		Cable	Ant	Preamp	Read	Limit	Over	
Freq	Loss	Factor	Factor	Level	Level	Line	Limit	Remark
MHz	dB	dB/m	dB	dBuV	dBuV/m	dBuV/m	dB	
1 q 5310.000	7.67	34.22	35.00	89.50	96.39	68.20	28.19	Peak
2 5350.020	7.70	34.30	35.00	45.23	52.23	74.00	-21.77	Peak
3 5360.463	7.71	34.34	35.00	46.91	53.96	74.00	-20.04	Peak



Test Mode: 19; Polarity: Vertical; Modulation:802.11ac; Bandwidth:40MHz; Channel:High

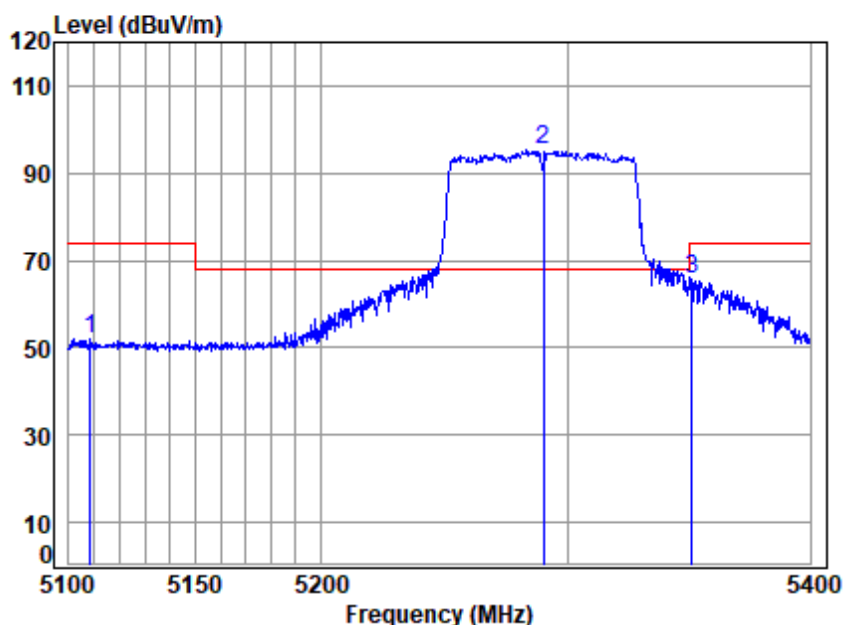


Site : chamber  
Condition: 3m VERTICAL  
Job No : 02410AT/02412AT  
Mode : 5310 Band edge  
: 5G WIFI 11AC40

		Cable	Ant	Preamp	Read	Limit	Over	
Freq	Loss	Factor	Factor	Level	Level	Line	Limit	Remark
MHz	dB	dB/m	dB	dBuV	dBuV/m	dBuV/m	dB	
1 5310.000	7.67	34.22	35.00	80.30	87.19	-----	-----	Average
2 5350.020	7.70	34.30	35.00	33.50	40.50	54.00	-13.50	Average
3 q 5353.120	7.71	34.31	35.00	33.53	40.55	54.00	-13.45	Average



Test Mode: 19; Polarity: Horizontal; Modulation:802.11ac; Bandwidth:80MHz; Channel:middle



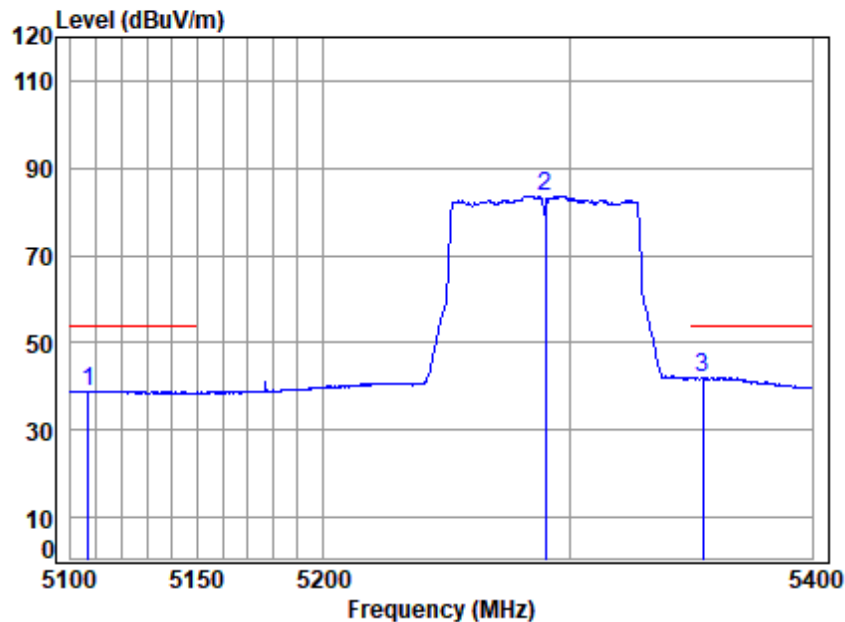
Site : chamber  
Condition: 3m HORIZONTAL  
Job No : 02410AT/02412AT  
Mode : 5290 Band edge  
: 5G WIFI 11AC80

		Cable	Ant	Preamp	Read	Limit	Over	
Freq	Loss	Factor	Factor	Level	Level	Line	Limit	Remark
MHz	dB	dB/m	dB	dBuV	dBuV/m	dBuV/m	dB	
1 5108.461	7.52	34.08	34.99	45.30	51.91	74.00	-22.09	peak
2 q 5290.000	7.66	34.16	35.00	88.43	95.25	68.20	27.05	peak
3 5351.146	7.71	34.30	35.00	58.80	65.81	74.00	-8.19	peak





Test Mode: 19; Polarity: Horizontal; Modulation:802.11ac; Bandwidth:80MHz; Channel:middle

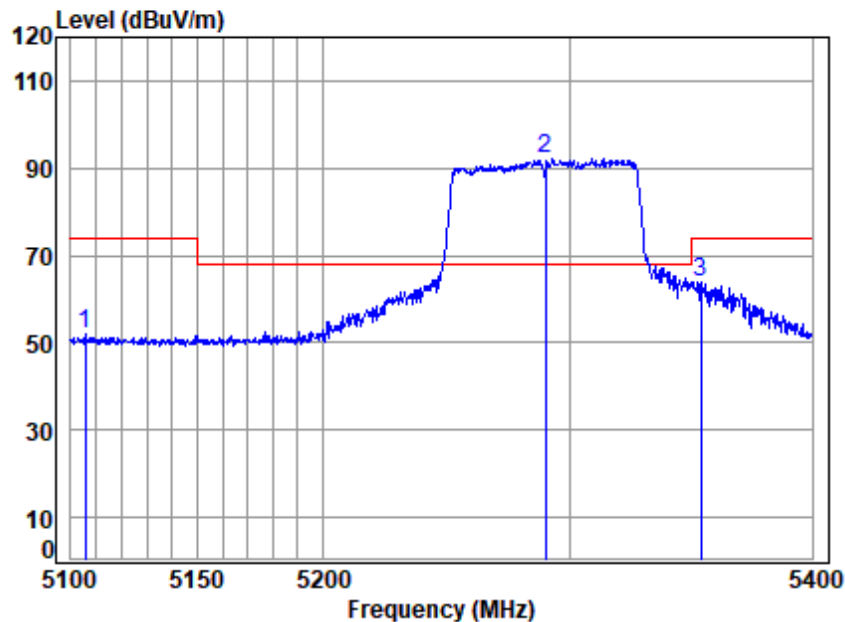


Site : chamber  
Condition: 3m HORIZONTAL  
Job No : 02410AT/02412AT  
Mode : 5290 Band edge  
: 5G WIFI 11AC80

		Cable	Ant	Preamp	Read	Limit	Over	
Freq		Loss	Factor	Factor	Level	Line	Limit	Remark
MHz		dB	dB/m	dB	dBuV	dBuV/m	dBuV/m	dB
1	5107.001	7.52	34.09	34.99	32.37	38.99	54.00	-15.01 Average
2	5290.000	7.66	34.16	35.00	76.85	83.67	-----	----- Average
3 q	5354.818	7.71	34.32	35.00	34.94	41.97	54.00	-12.03 Average



Test Mode: 19; Polarity: Vertical; Modulation:802.11ac; Bandwidth:80MHz; Channel:middle

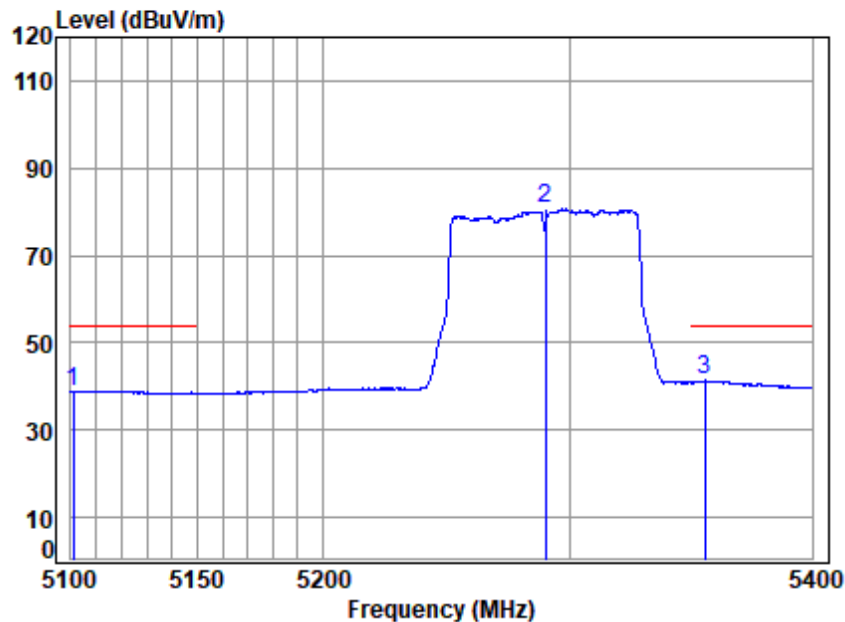


Site : chamber  
Condition: 3m VERTICAL  
Job No : 02410AT/02412AT  
Mode : 5290 Band edge  
: 5G WIFI 11AC80

	Freq	Cable Loss	Ant Factor	Preamp Factor	Read Level	Level	Limit Line	Over Limit	Remark
	MHz	dB	dB/m	dB	dBuV	dBuV/m	dBuV/m	dB	
1	5105.542	7.51	34.09	34.99	45.18	51.79	74.00	-22.21	Peak
2 q	5290.000	7.66	34.16	35.00	85.48	92.30	68.20	24.10	Peak
3	5353.899	7.71	34.32	35.00	56.88	63.91	74.00	-10.09	Peak



Test Mode: 19; Polarity: Vertical; Modulation:802.11ac; Bandwidth:80MHz; Channel:middle

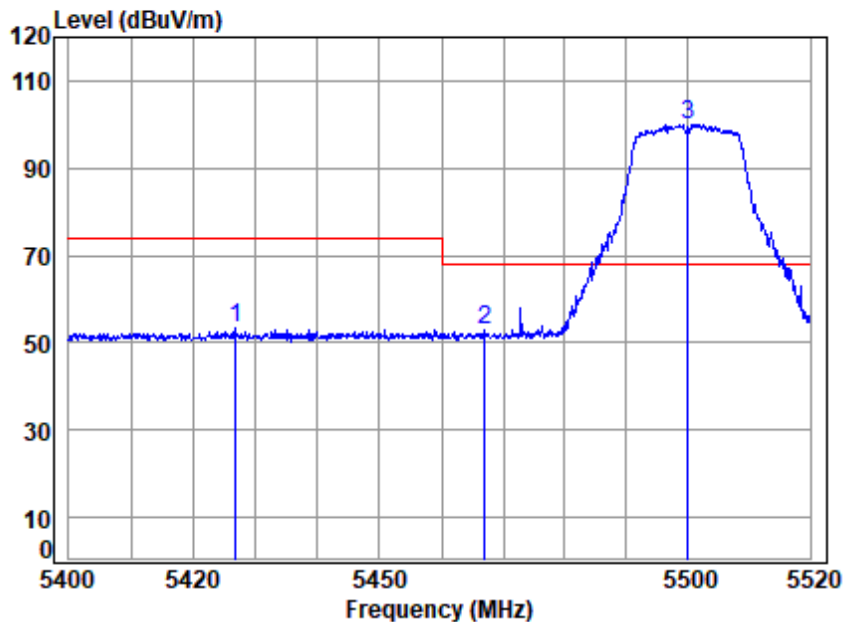


Site : chamber  
Condition: 3m VERTICAL  
Job No : 02410AT/02412AT  
Mode : 5290 Band edge  
: 5G WIFI 11AC80

		Cable	Ant	Preamp	Read	Limit	Over	
	Freq	Loss	Factor	Factor	Level	Level	Line	Limit Remark
	MHz	dB	dB/m	dB	dBuV	dBuV/m	dBuV/m	dB
1	5101.166	7.51	34.10	34.99	32.29	38.91	54.00	-15.09 Average
2	5290.000	7.66	34.16	35.00	73.84	80.66	-----	----- Average
3 q	5355.430	7.71	34.32	35.00	34.27	41.30	54.00	-12.70 Average



Test Mode: 21; Polarity: Horizontal; Modulation:802.11ac; Bandwidth:20MHz; Channel:Low



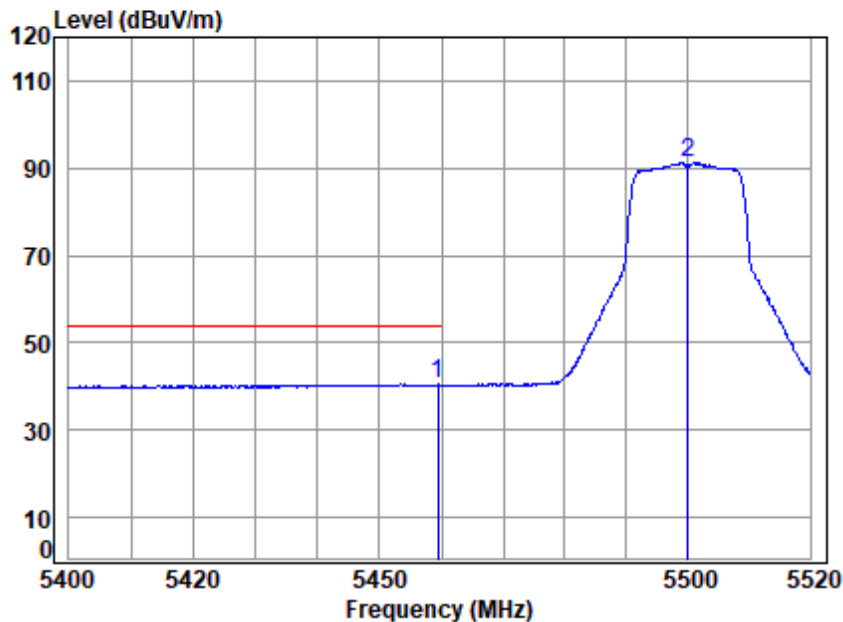
Site : chamber  
Condition: 3m HORIZONTAL  
Job No : 02410AT/02412AT  
Mode : 5500 Band edge  
: 5G WIFI 11AC20

		Cable	Ant	Preamp	Read		Limit	Over	
Freq		Loss	Factor	Factor	Level	Level	Line	Limit	Remark
MHz		dB	dB/m	dB	dBuV	dBuV/m	dBuV/m	dB	
1	5426.771	7.76	34.55	35.01	46.05	53.35	74.00	-20.65	peak
2	5466.995	7.79	34.60	35.01	45.39	52.77	68.20	-15.43	peak
3 q	5500.000	7.82	34.60	35.01	92.69	100.10	68.20	31.90	peak





Test Mode: 21; Polarity: Horizontal; Modulation:802.11ac; Bandwidth:20MHz; Channel:Low

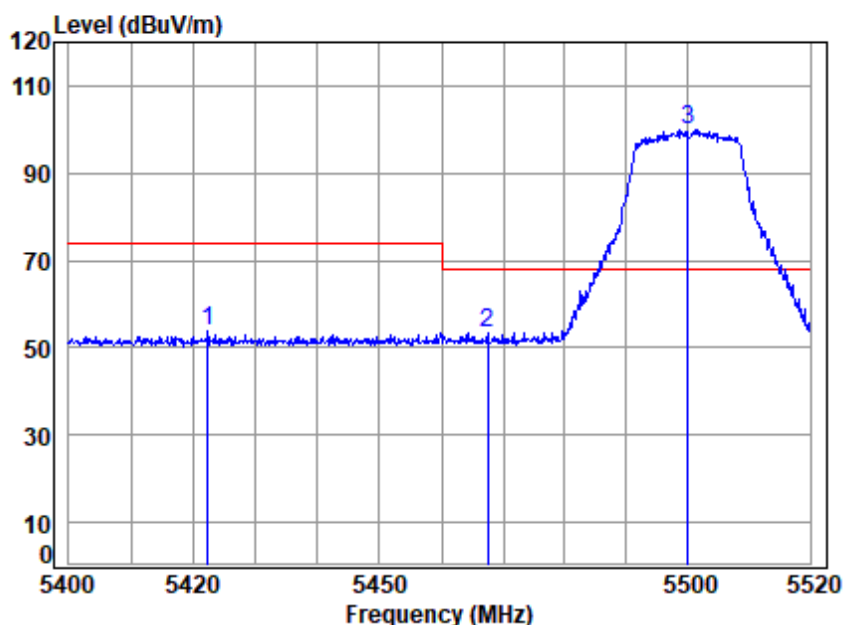


Site : chamber  
Condition: 3m HORIZONTAL  
Job No : 02410AT/02412AT  
Mode : 5500 Band edge  
: 5G WIFI 11AC20

		Cable	Ant	Preamp	Read	Limit	Over	
Freq	Loss	Factor	Factor	Level	Level	Line	Limit	Remark
MHz	dB	dB/m	dB	dBuV	dBuV/m	dBuV/m	dB	
1 q 5459.430	7.79	34.60	35.01	33.10	40.48	54.00	-13.52	Average
2 5500.000	7.82	34.60	35.01	83.81	91.22	-----	-----	Average



Test Mode: 21; Polarity: Vertical; Modulation:802.11ac; Bandwidth:20MHz; Channel:Low

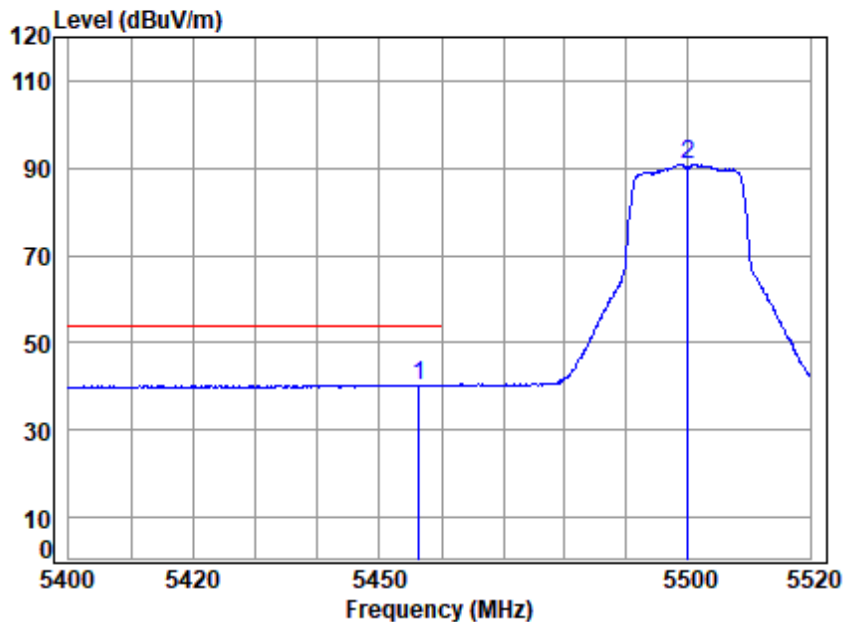


Site : chamber  
Condition: 3m VERTICAL  
Job No : 02410AT/02412AT  
Mode : 5500 Band edge  
: 5G WIFI 11AC20

		Cable	Ant	Preamp	Read		Limit	Over	
	Freq	Loss	Factor	Factor	Level	Level	Line	Limit	Remark
	MHz	dB	dB/m	dB	dBuV	dBuV/m	dBuV/m	dB	
1	5422.359	7.76	34.54	35.01	46.41	53.70	74.00	-20.30	Peak
2	5467.476	7.79	34.60	35.01	46.03	53.41	68.20	-14.79	peak
3 q	5500.000	7.82	34.60	35.01	92.65	100.06	68.20	31.86	Peak



Test Mode: 21; Polarity: Vertical; Modulation:802.11ac; Bandwidth:20MHz; Channel:Low

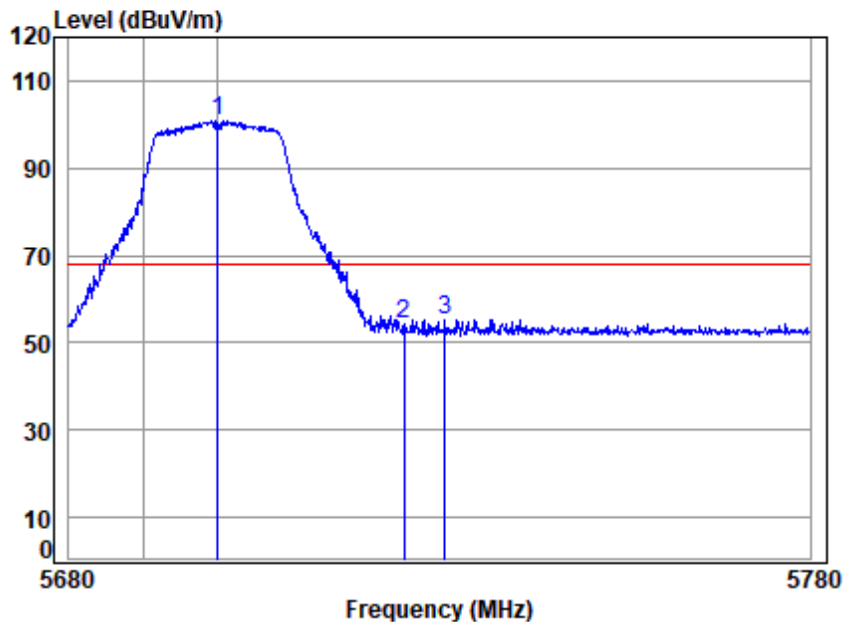


Site : chamber  
Condition: 3m VERTICAL  
Job No : 02410AT/02412AT  
Mode : 5500 Band edge  
: 5G WIFI 11AC20

		Cable	Ant	Preamp	Read	Limit	Over	
Freq	Loss	Factor	Factor	Level	Level	Line	Limit	Remark
MHz	dB	dB/m	dB	dBuV	dBuV/m	dBuV/m	dB	
1 q 5456.312	7.78	34.60	35.01	33.00	40.37	54.00	-13.63	Average
2 5500.000	7.82	34.60	35.01	83.48	90.89	-----	-----	Average



Test Mode: 21; Polarity: Horizontal; Modulation:802.11ac; Bandwidth:20MHz; Channel:High



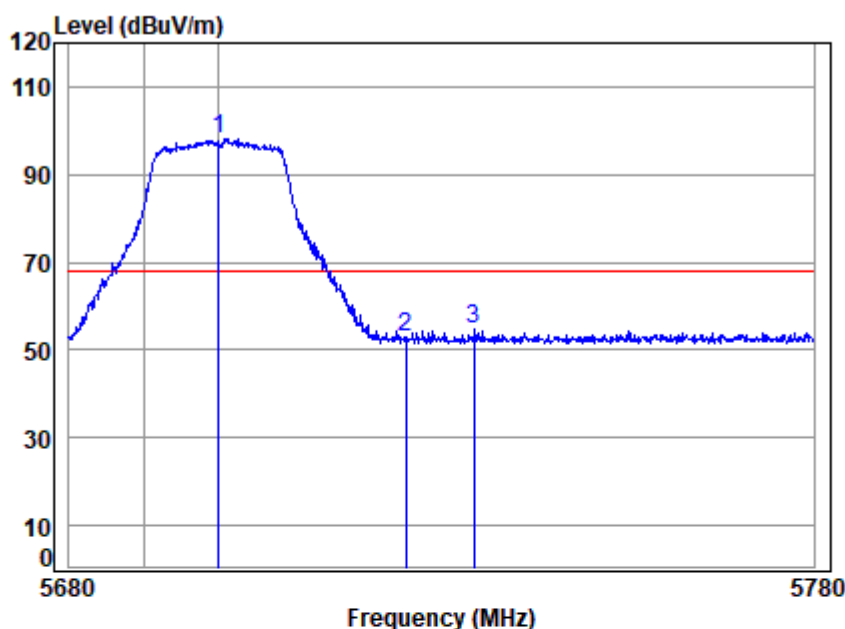
Site : chamber  
Condition: 3m HORIZONTAL  
Job No : 02410AT/02412AT  
Mode : 5700 Band edge  
: 5G WIFI 11AC20

		Cable	Ant	Preamp	Read	Limit	Over	
Freq	Loss	Factor	Factor	Level	Level	Line	Limit	Remark
MHz	dB	dB/m	dB	dBuV	dBuV/m	dBuV/m	dB	
1 q 5700.000	7.96	34.50	35.02	93.59	101.03	68.20	32.83	peak
2 5725.000	7.98	34.50	35.02	46.79	54.25	68.20	-13.95	peak
3 5730.582	7.98	34.50	35.02	47.89	55.35	68.20	-12.85	peak





Test Mode: 21; Polarity: Vertical; Modulation:802.11ac; Bandwidth:20MHz; Channel:High

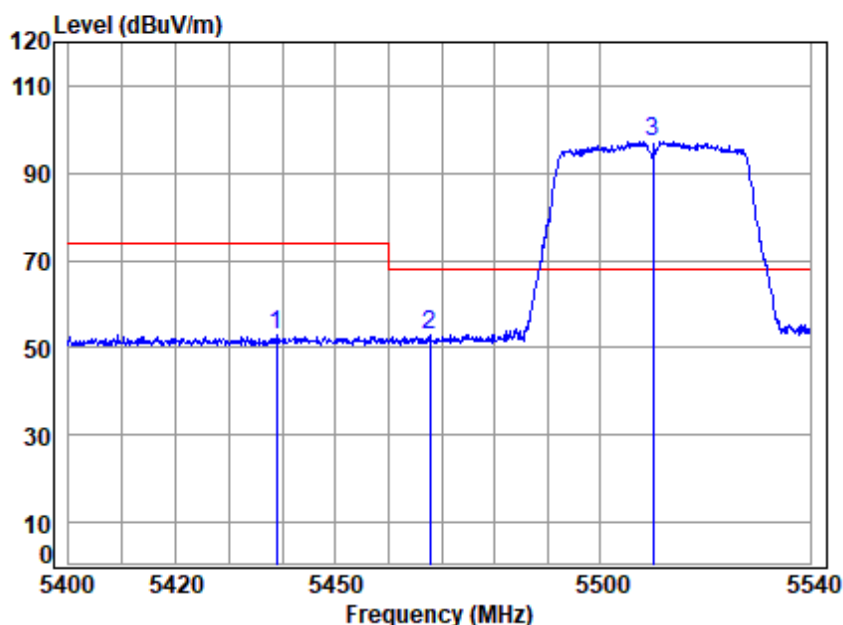


Site : chamber  
Condition: 3m VERTICAL  
Job No : 02410AT/02412AT  
Mode : 5700 Band edge  
: 5G WIFI 11AC20

	Cable	Ant	Preamp	Read		Limit	Over	
Freq	Loss	Factor	Factor	Level	Level	Line	Limit	Remark
MHz	dB	dB/m	dB	dBuV	dBuV/m	dBuV/m	dB	
1 q 5700.000	7.96	34.50	35.02	90.82	98.26	68.20	30.06	Peak
2 5725.000	7.98	34.50	35.02	45.52	52.98	68.20	-15.22	Peak
3 5734.184	7.99	34.50	35.03	47.52	54.98	68.20	-13.22	Peak



Test Mode: 21; Polarity: Horizontal; Modulation:802.11ac; Bandwidth:40MHz; Channel:Low

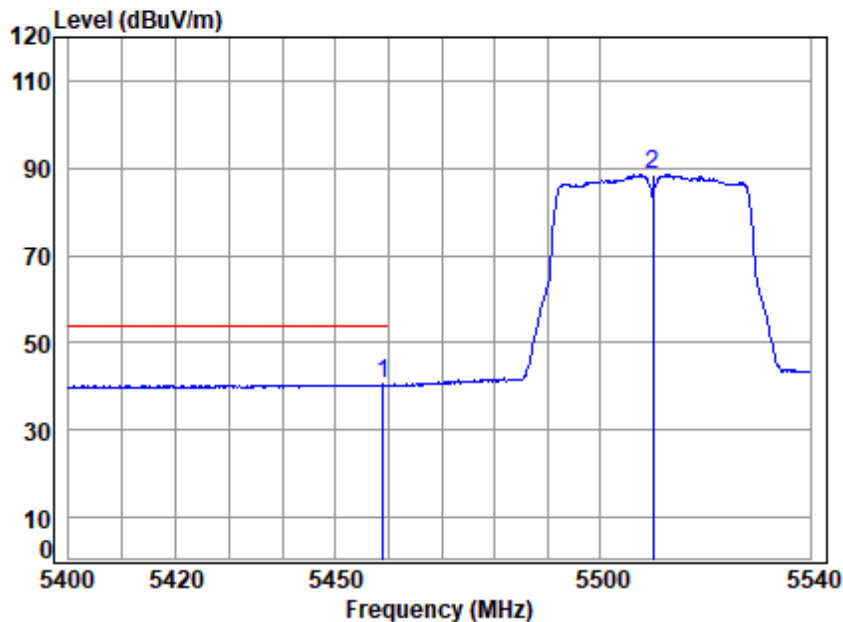


Site : chamber  
Condition: 3m HORIZONTAL  
Job No : 02410AT/02412AT  
Mode : 5510 Band edge  
: 5G WIFI 11AC40

		Cable	Ant	Preamp	Read	Limit	Over	
Freq		Loss	Factor	Factor	Level	Line	Limit	Remark
MHz		dB	dB/m	dB	dBuV	dBuV/m	dBuV/m	dB
1	5438.839	7.77	34.58	35.01	45.66	53.00	74.00	-21.00 peak
2	5467.732	7.79	34.60	35.01	45.55	52.93	68.20	-15.27 peak
3 q	5510.000	7.82	34.60	35.01	89.79	97.20	68.20	29.00 peak



Test Mode: 21; Polarity: Horizontal; Modulation:802.11ac; Bandwidth:40MHz; Channel:Low

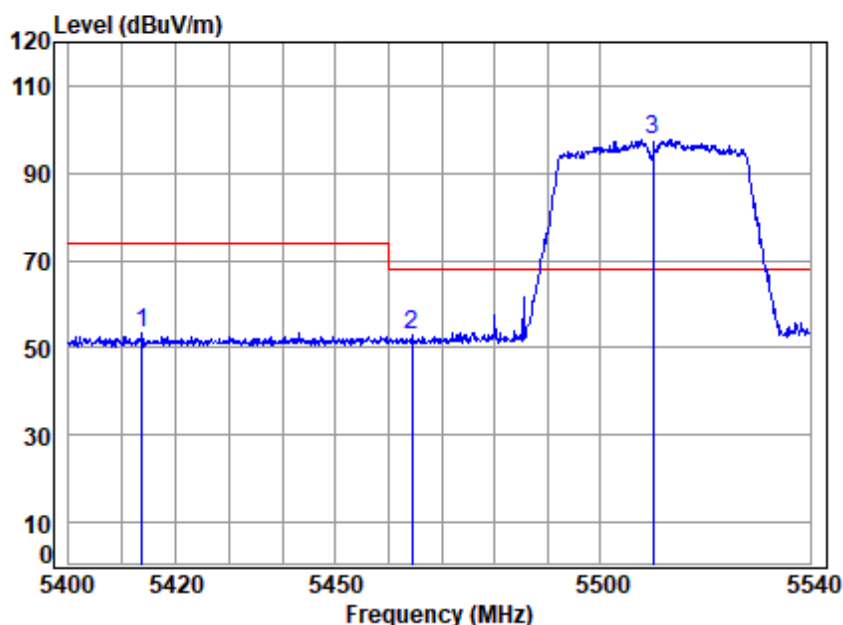


Site : chamber  
Condition: 3m HORIZONTAL  
Job No : 02410AT/02412AT  
Mode : 5510 Band edge  
: 5G WIFI 11AC40

		Cable	Ant	Preamp	Read	Limit	Over	
Freq	Loss	Factor	Factor	Level	Level	Line	Limit	Remark
MHz	dB	dB/m	dB	dBuV	dBuV/m	dBuV/m	dB	
1 q 5458.923	7.79	34.60	35.01	33.16	40.54	54.00	-13.46	Average
2 5510.000	7.82	34.60	35.01	81.15	88.56	-----	-----	Average



Test Mode: 21; Polarity: Vertical; Modulation:802.11ac; Bandwidth:40MHz; Channel:Low



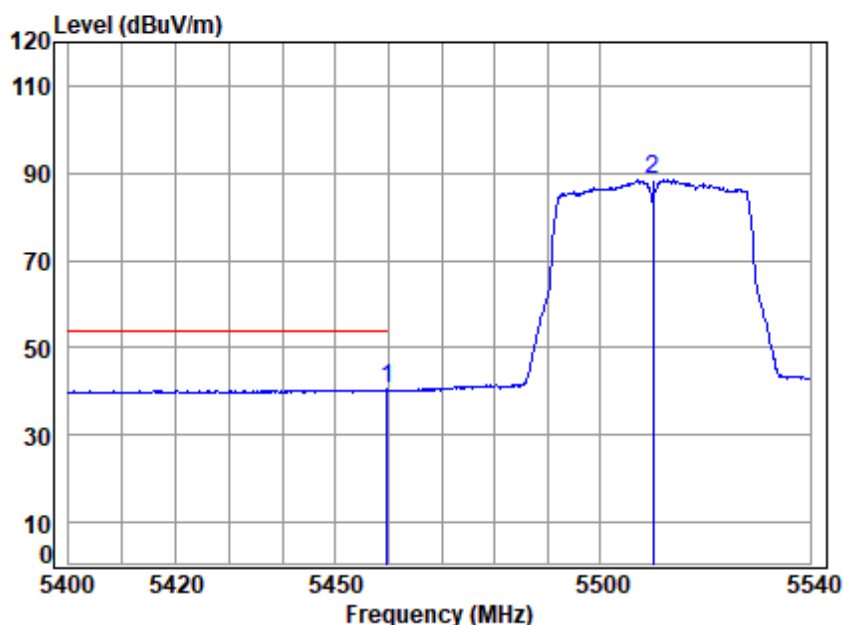
Site : chamber  
Condition: 3m VERTICAL  
Job No : 02410AT/02412AT  
Mode : 5510 Band edge  
: 5G WIFI 11AC40

		Cable	Ant	Preamp	Read	Limit	Over	
Freq		Loss	Factor	Factor	Level	Level	Line	Limit Remark
MHz		dB	dB/m	dB	dBuV	dBuV/m	dBuV/m	dB
1	5413.701	7.75	34.53	35.01	45.93	53.20	74.00	-20.80 Peak
2	5464.375	7.79	34.60	35.01	45.50	52.88	68.20	-15.32 peak
3 q	5510.000	7.82	34.60	35.01	90.30	97.71	68.20	29.51 Peak





Test Mode: 21; Polarity: Vertical; Modulation:802.11ac; Bandwidth:40MHz; Channel:Low

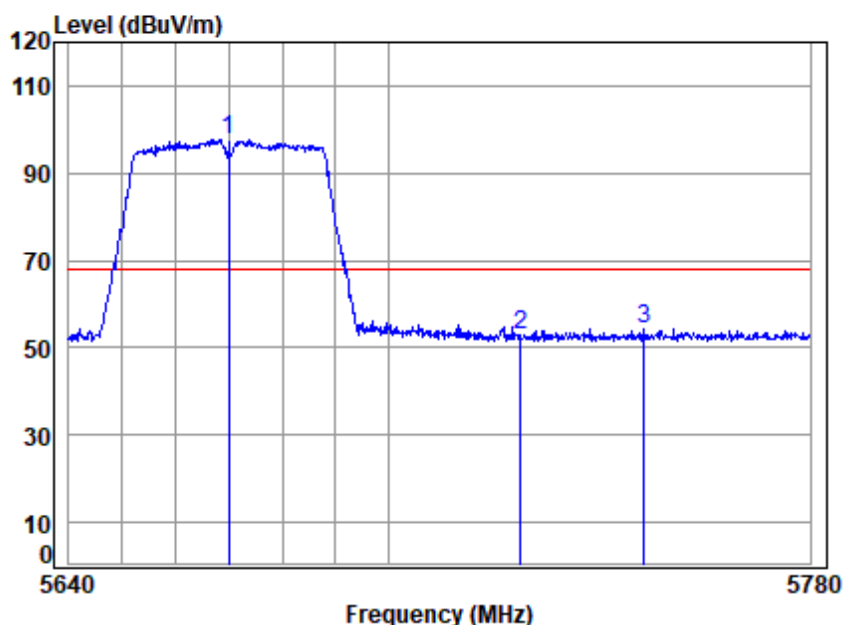


Site : chamber  
Condition: 3m VERTICAL  
Job No : 02410AT/02412AT  
Mode : 5510 Band edge  
: 5G WIFI 11AC40

		Cable	Ant	Preamp	Read	Limit	Over	
Freq		Loss	Factor	Factor	Level	Level	Line	Limit Remark
MHz		dB	dB/m	dB	dBuV	dBuV/m	dBuV/m	dB
1 q 5459.761		7.79	34.60	35.01	33.19	40.57	54.00	-13.43 Average
2 5510.000		7.82	34.60	35.01	80.98	88.39	-----	----- Average



Test Mode: 21; Polarity: Horizontal; Modulation:802.11ac; Bandwidth:40MHz; Channel:High

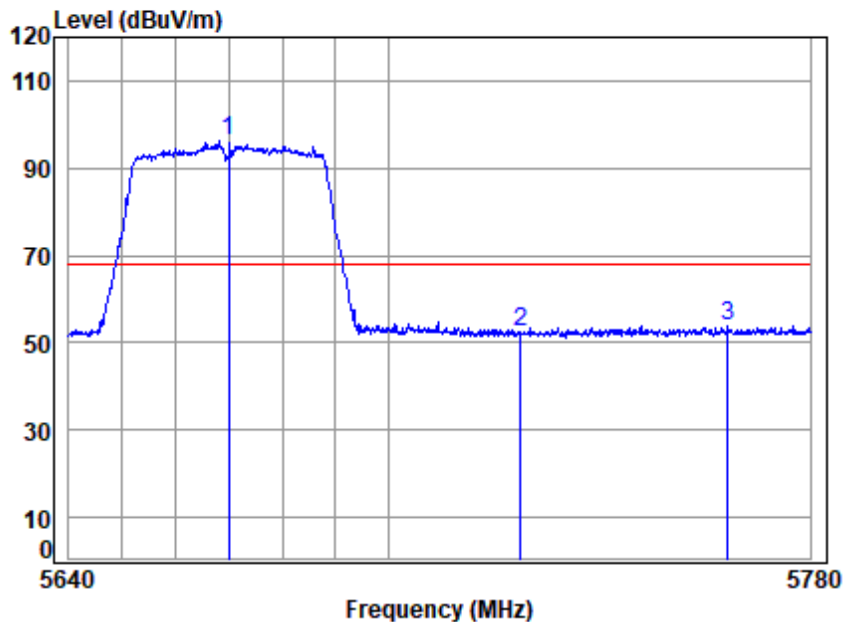


Site : chamber  
Condition: 3m HORIZONTAL  
Job No : 02410AT/02412AT  
Mode : 5670 Band edge  
: 5G WIFI 11AC40

		Cable	Ant	Preamp	Read	Limit	Over	
	Freq	Loss	Factor	Factor	Level	Level	Limit	Remark
	MHz	dB	dB/m	dB	dBuV	dBuV/m	dBuV/m	dB
1 q	5670.000	7.94	34.50	35.02	90.18	97.60	68.20	29.40 peak
2	5725.000	7.98	34.50	35.02	45.45	52.91	68.20	-15.29 peak
3	5748.341	8.00	34.50	35.03	46.75	54.22	68.20	-13.98 peak



Test Mode: 21; Polarity: Vertical; Modulation:802.11ac; Bandwidth:40MHz; Channel:High

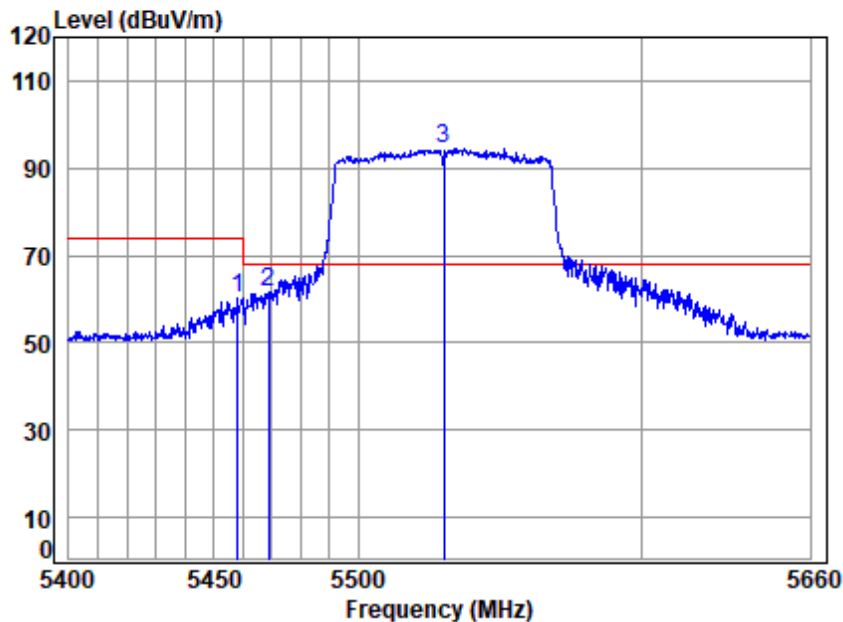


Site : chamber  
Condition: 3m VERTICAL  
Job No : 02410AT/02412AT  
Mode : 5670 Band edge  
: 5G WIFI 11AC40

		Cable	Ant	Preamp	Read	Limit	Over	
	Freq	Loss	Factor	Factor	Level	Level	Line	Limit Remark
	MHz	dB	dB/m	dB	dBuV	dBuV/m	dBuV/m	dB
1 q	5670.000	7.94	34.50	35.02	88.66	96.08	68.20	27.88 Peak
2	5725.000	7.98	34.50	35.02	44.96	52.42	68.20	-15.78 Peak
3	5764.290	8.01	34.53	35.03	46.52	54.03	68.20	-14.17 Peak



Test Mode: 21; Polarity: Horizontal; Modulation:802.11ac; Bandwidth:80MHz; Channel:Low



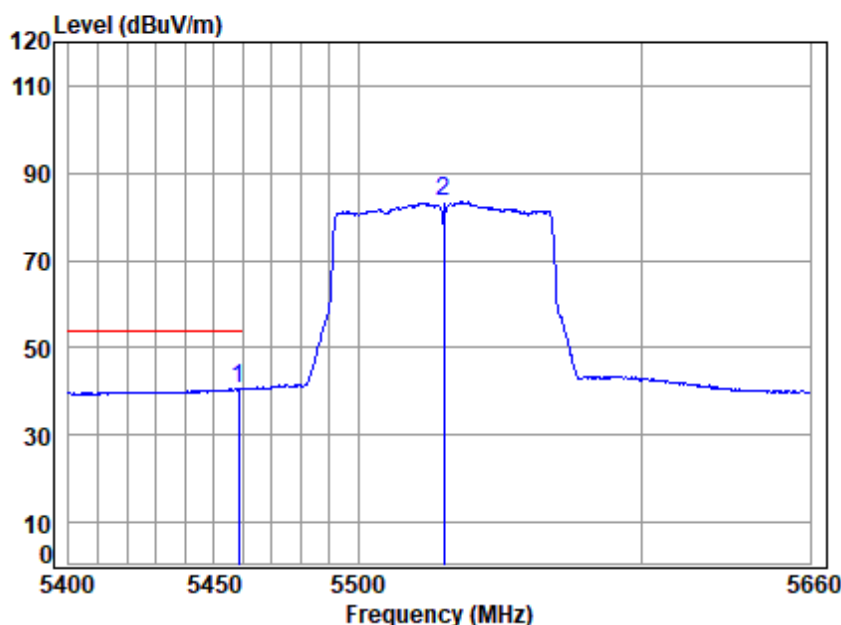
Site : chamber  
Condition: 3m HORIZONTAL  
Job No : 02410AT/02412AT  
Mode : 5530 Band edge  
: 5G WIFI 11AC80

		Cable	Ant	Preamp	Read		Limit	Over	
	Freq	Loss	Factor	Factor	Level	Level	Line	Limit	Remark
	MHz	dB	dB/m	dB	dBuV	dBuV/m	dBuV/m	dB	
1	5458.208	7.79	34.60	35.01	52.80	60.18	74.00	-13.82	peak
2	5468.742	7.79	34.60	35.01	54.38	61.76	68.20	-6.44	peak
3 q	5530.000	7.84	34.60	35.01	87.24	94.67	68.20	26.47	peak





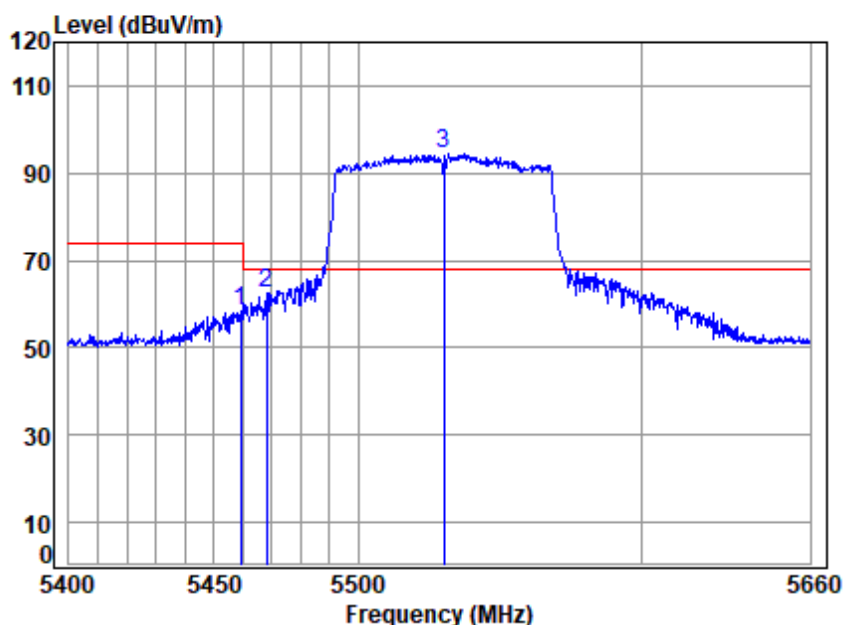
Test Mode: 21; Polarity: Horizontal; Modulation:802.11ac; Bandwidth:80MHz; Channel:Low



Site : chamber  
Condition: 3m HORIZONTAL  
Job No : 02410AT/02412AT  
Mode : 5530 Band edge  
: 5G WIFI 11AC80

		Cable	Ant	Preamp	Read	Limit	Over	
Freq	Loss	Factor	Factor	Level	Level	Line	Limit	Remark
MHz	dB	dB/m	dB	dBuV	dBuV/m	dBuV/m	dB	
1 q 5458.465	7.79	34.60	35.01	33.19	40.57	54.00	-13.43	Average
2 5530.000	7.84	34.60	35.01	76.03	83.46	-----	-----	Average

Test Mode: 21; Polarity: Vertical; Modulation:802.11ac; Bandwidth:80MHz; Channel:Low

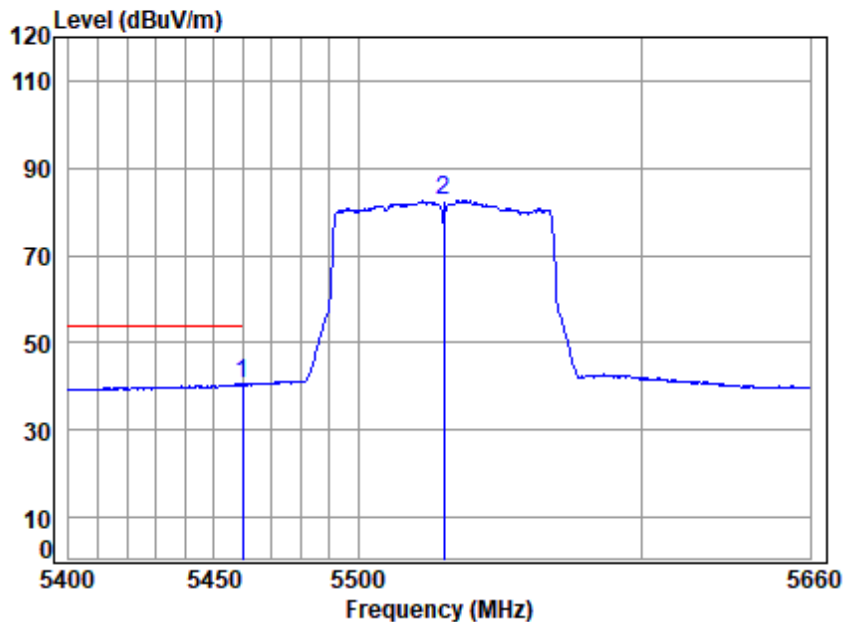


Site : chamber  
Condition: 3m VERTICAL  
Job No : 02410AT/02412AT  
Mode : 5530 Band edge  
: 5G WIFI 11AC80

		Cable	Ant	Preamp	Read	Limit	Over	
Freq	Loss	Factor	Factor	Level	Level	Line	Limit	Remark
MHz	dB	dB/m	dB	dBuV	dBuV/m	dBuV/m	dB	
1	5459.235	7.79	34.60	35.01	50.88	58.26	74.00	-15.74 Peak
2	5468.228	7.79	34.60	35.01	55.31	62.69	68.20	-5.51 peak
3 q	5530.000	7.84	34.60	35.01	86.84	94.27	68.20	26.07 Peak



Test Mode: 21; Polarity: Vertical; Modulation:802.11ac; Bandwidth:80MHz; Channel:Low

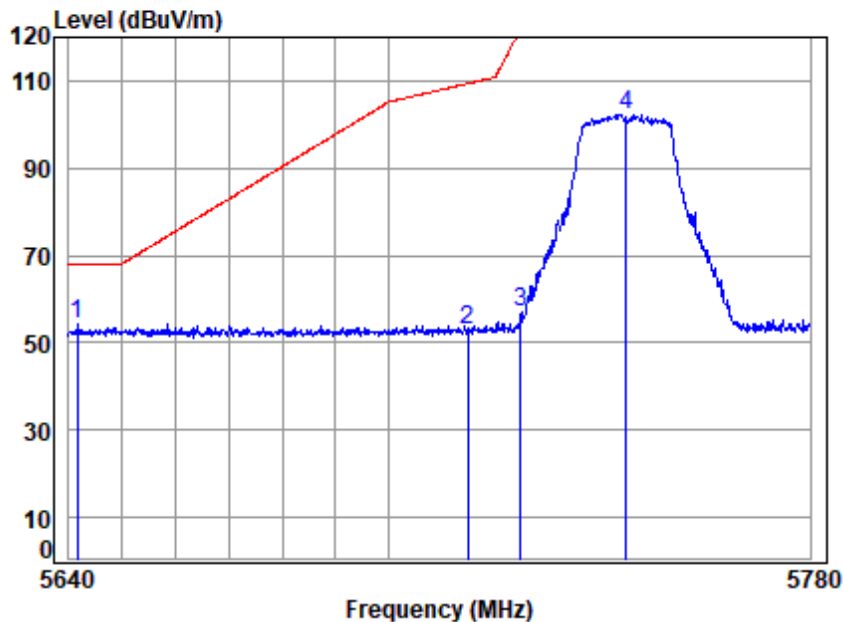


Site : chamber  
Condition: 3m VERTICAL  
Job No : 02410AT/02412AT  
Mode : 5530 Band edge  
: 5G WIFI 11AC80

		Cable	Ant	Preamp	Read	Limit	Over	
Freq	Loss	Factor	Factor	Level	Level	Line	Limit	Remark
MHz	dB	dB/m	dB	dBuV	dBuV/m	dBuV/m	dB	
1 q 5459.749	7.79	34.60	35.01	33.15	40.53	54.00	-13.47	Average
2 5530.000	7.84	34.60	35.01	75.12	82.55	-----	-----	Average



Test Mode: 23; Polarity: Horizontal; Modulation:802.11ac; Bandwidth:20MHz; Channel:Low



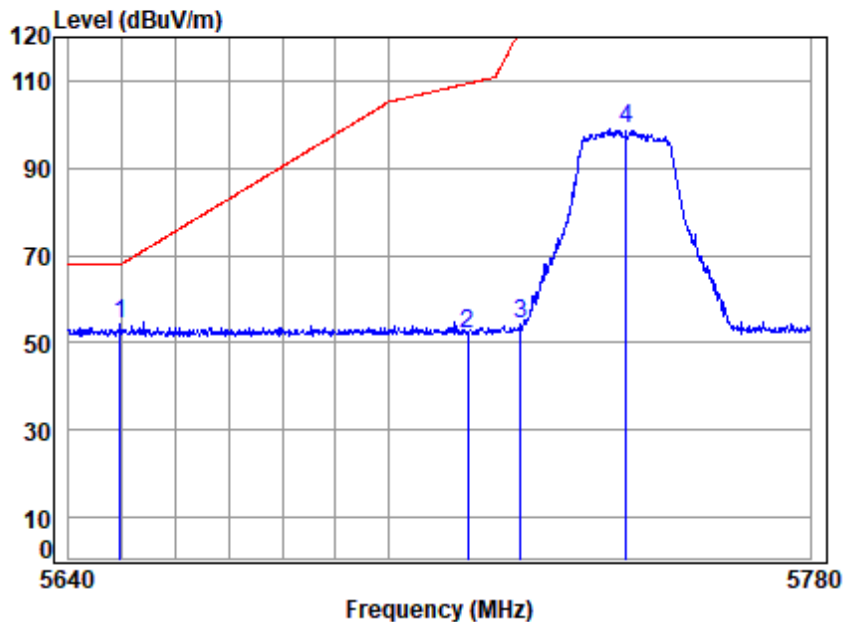
Site : chamber  
Condition: 3m HORIZONTAL  
Job No : 02410AT/02412AT  
Mode : 5745 Band edge  
: 5G WIFI 11AC20

		Cable	Ant	Preamp	Read	Limit	Over	
Freq		Loss	Factor	Factor	Level	Level	Line	Limit Remark
MHz		dB	dB/m	dB	dBuV	dBuV/m	dBuV/m	dB
1 q 5641.521		7.92	34.50	35.02	46.69	54.09	68.20	-14.11 peak
2 5715.000		7.97	34.50	35.02	45.25	52.70	109.40	-56.70 peak
3 5725.000		7.98	34.50	35.02	49.45	56.91	122.20	-65.29 peak
4 5745.000		7.99	34.50	35.03	94.95	102.41	-----	----- peak





Test Mode: 23; Polarity: Vertical; Modulation:802.11ac; Bandwidth:20MHz; Channel:Low

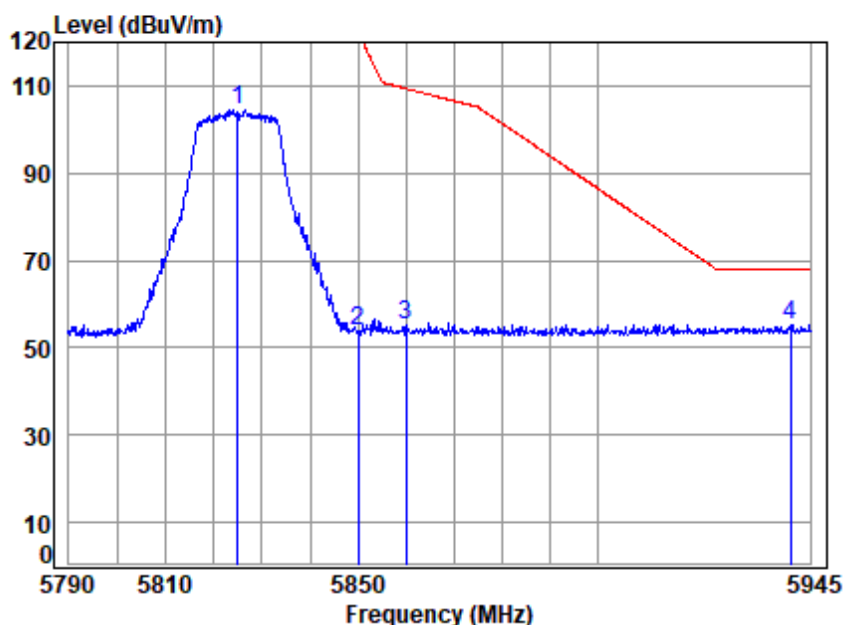


Site : chamber  
Condition: 3m VERTICAL  
Job No : 02410AT/02412AT  
Mode : 5745 Band edge  
: 5G WIFI 11AC20

		Cable	Ant	Preamp	Read	Limit	Over	
Freq	Loss	Factor	Factor	Level	Level	Line	Limit	Remark
MHz	dB	dB/m	dB	dBuV	dBuV/m	dBuV/m	dB	
1 q 5649.688	7.93	34.50	35.02	46.70	54.11	68.20	-14.09	peak
2 5715.000	7.97	34.50	35.02	44.51	51.96	109.40	-57.44	peak
3 5725.000	7.98	34.50	35.02	46.97	54.43	122.20	-67.77	peak
4 5745.000	7.99	34.50	35.03	91.67	99.13	-----	-----	peak



Test Mode: 23; Polarity: Horizontal; Modulation:802.11ac; Bandwidth:20MHz; Channel:High

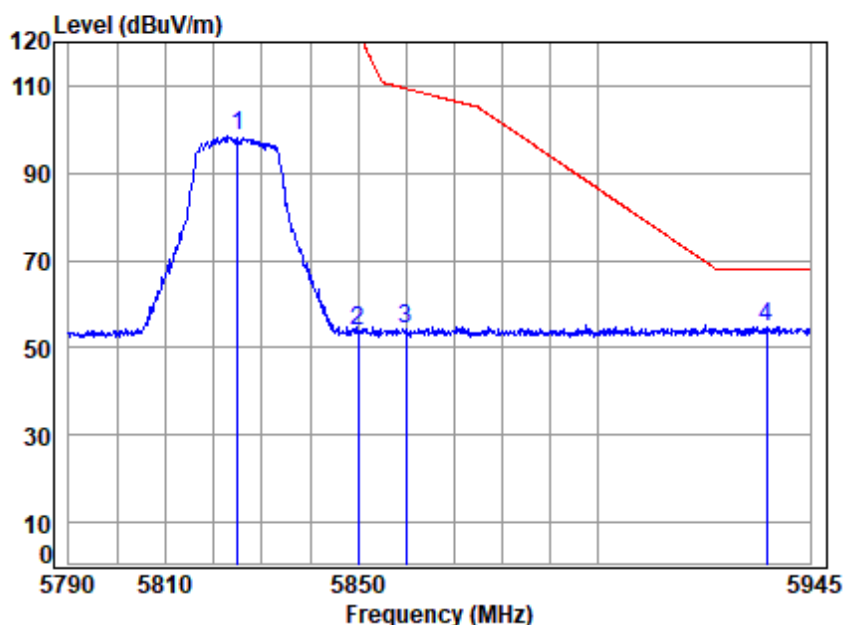


Site : chamber  
Condition: 3m HORIZONTAL  
Job No : 02410AT/02412AT  
Mode : 5825 Band edge  
: 5G WIFI 11AC20

		Cable	Ant	Preamp	Read	Limit	Over	
Freq		Loss	Factor	Factor	Level	Level	Line	Limit Remark
MHz		dB	dB/m	dB	dBuV	dBuV/m	dBuV/m	dB
1	5825.000	8.05	34.65	35.03	96.94	104.61	-----	----- peak
2	5850.000	8.07	34.70	35.03	46.03	53.77	122.20	-68.43 peak
3	5860.000	8.07	34.72	35.03	47.24	55.00	109.40	-54.40 peak
4 q	5940.761	8.13	34.88	35.04	47.23	55.20	68.20	-13.00 peak



Test Mode: 23; Polarity: Vertical; Modulation:802.11ac; Bandwidth:20MHz; Channel:High

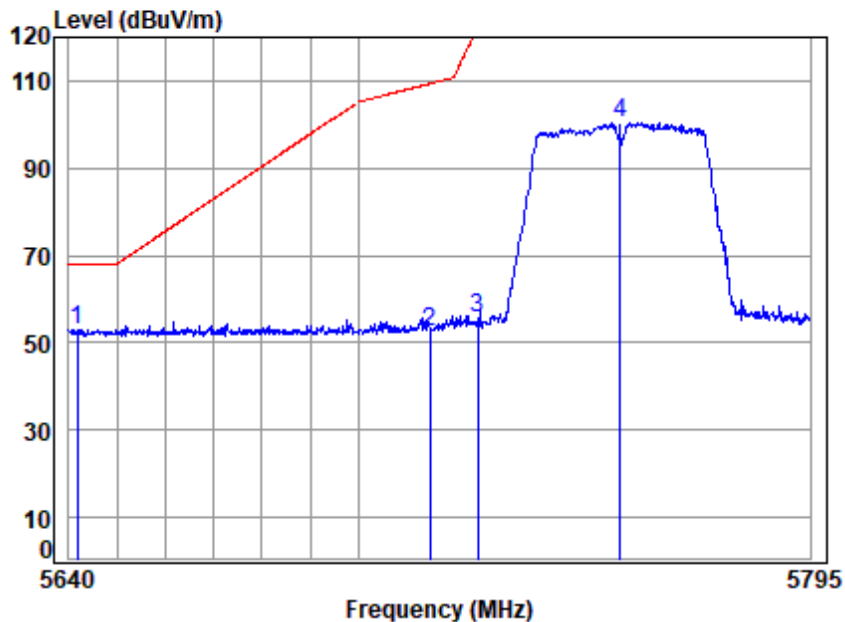


Site : chamber  
 Condition: 3m VERTICAL  
 Job No : 02410AT/02412AT  
 Mode : 5825 Band edge  
 : 5G WIFI 11AC20

		Cable	Ant	Preamp	Read	Limit	Over	
Freq		Loss	Factor	Factor	Level	Level	Line	Limit Remark
MHz		dB	dB/m	dB	dBuV	dBuV/m	dBuV/m	dB
1	5825.000	8.05	34.65	35.03	90.84	98.51	-----	----- peak
2	5850.000	8.07	34.70	35.03	45.87	53.61	122.20	-68.59 peak
3	5860.000	8.07	34.72	35.03	46.65	54.41	109.40	-54.99 peak
4 q	5935.741	8.13	34.87	35.04	46.85	54.81	68.20	-13.39 peak



Test Mode: 23; Polarity: Horizontal; Modulation:802.11ac; Bandwidth:40MHz; Channel:Low

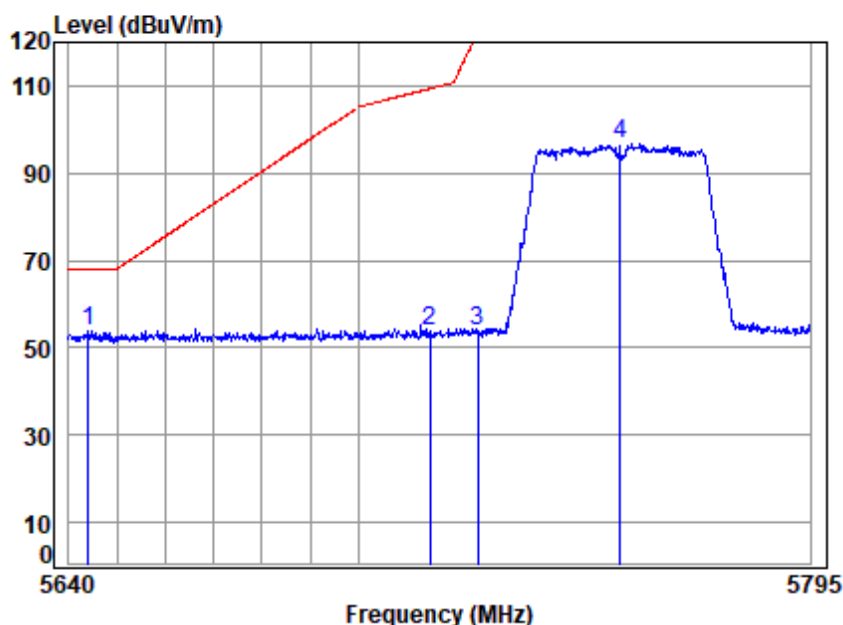


Site : chamber  
Condition: 3m HORIZONTAL  
Job No : 02410AT/02412AT  
Mode : 5755 Band edge  
: 5G WIFI 11AC40

		Cable	Ant	Preamp	Read	Limit	Over	
Freq		Loss	Factor	Factor	Level	Level	Line	Limit Remark
MHz		dB	dB/m	dB	dBuV	dBuV/m	dBuV/m	dB
1 q	5641.682	7.92	34.50	35.02	45.75	53.15	68.20	-15.05 peak
2	5715.000	7.97	34.50	35.02	44.92	52.37	109.40	-57.03 peak
3	5725.000	7.98	34.50	35.02	48.35	55.81	122.20	-66.39 peak
4	5755.000	8.00	34.51	35.03	93.07	100.55	-----	----- peak



Test Mode: 23; Polarity: Vertical; Modulation:802.11ac; Bandwidth:40MHz; Channel:Low



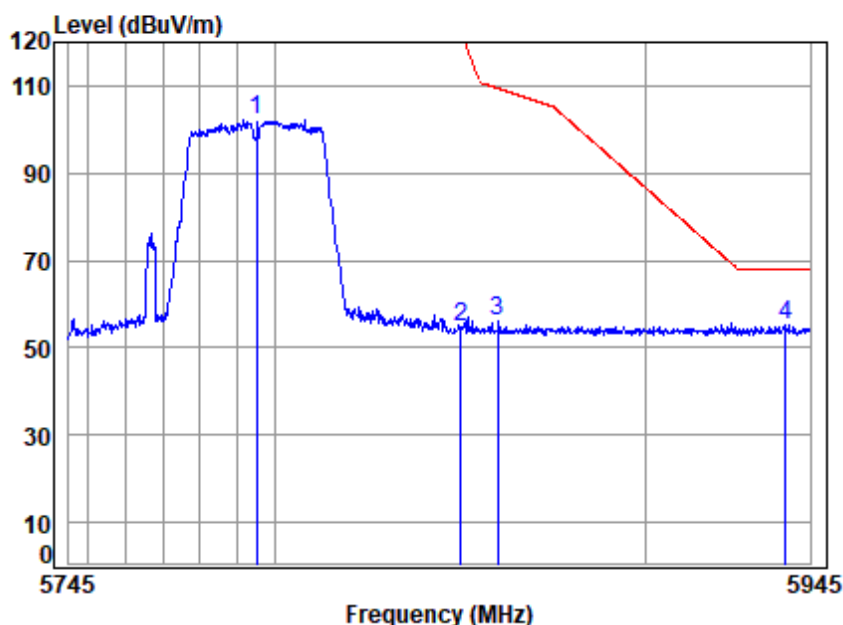
Site : chamber  
Condition: 3m VERTICAL  
Job No : 02410AT/02412AT  
Mode : 5755 Band edge  
: 5G WIFI 11AC40

		Cable	Ant	Preamp	Read	Limit	Over	
Freq	Loss	Factor	Factor	Level	Level	Line	Limit	Remark
MHz	dB	dB/m	dB	dBuV	dBuV/m	dBuV/m	dB	
1 q 5643.977	7.92	34.50	35.02	46.53	53.93	68.20	-14.27	peak
2 5715.000	7.97	34.50	35.02	46.55	54.00	109.40	-55.40	peak
3 5725.000	7.98	34.50	35.02	46.43	53.89	122.20	-68.31	peak
4 5755.000	8.00	34.51	35.03	89.17	96.65	-----	-----	peak





Test Mode: 23; Polarity: Horizontal; Modulation:802.11ac; Bandwidth:40MHz; Channel:High

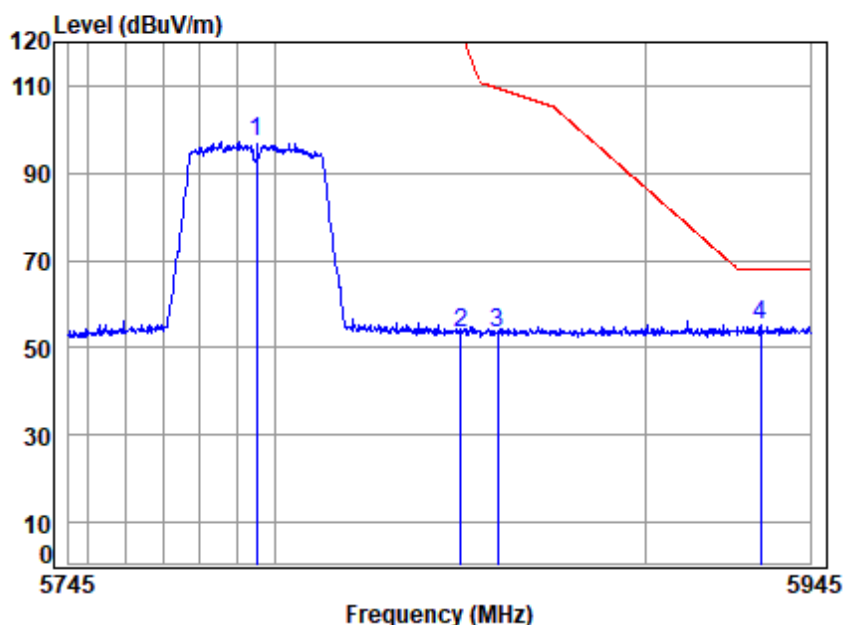


Site : chamber  
Condition: 3m HORIZONTAL  
Job No : 02410AT/02412AT  
Mode : 5795 Band edge  
: 5G WIFI 11AC40

		Cable	Ant	Preamp	Read	Limit	Over	
Freq		Loss	Factor	Factor	Level	Level	Line	Limit Remark
MHz		dB	dB/m	dB	dBuV	dBuV/m	dBuV/m	dB
1	5795.000	8.03	34.59	35.03	94.60	102.19	-----	----- peak
2	5850.000	8.07	34.70	35.03	46.94	54.68	122.20	-67.52 peak
3	5860.000	8.07	34.72	35.03	48.20	55.96	109.40	-53.44 peak
4 q	5938.290	8.13	34.88	35.04	47.34	55.31	68.20	-12.89 peak



Test Mode: 23; Polarity: Vertical; Modulation:802.11ac; Bandwidth:40MHz; Channel:High

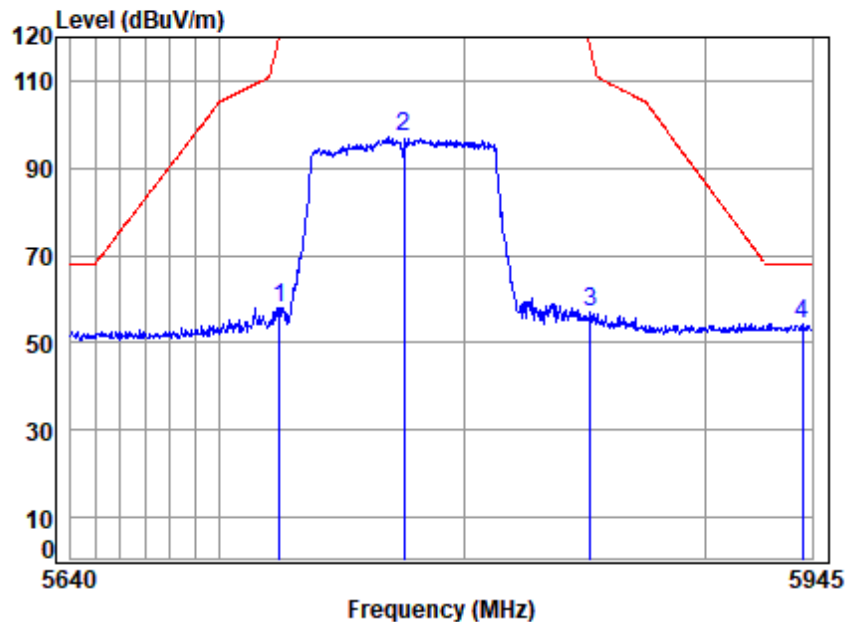


Site : chamber  
Condition: 3m VERTICAL  
Job No : 02410AT/02412AT  
Mode : 5795 Band edge  
: 5G WIFI 11AC40

	Freq	Cable Loss	Ant Factor	Preamp Factor	Read Level	Level	Limit Line	Over Limit	Remark
	MHz	dB	dB/m	dB	dBuV	dBuV/m	dBuV/m	dB	
1	5795.000	8.03	34.59	35.03	89.46	97.05	-----	-----	peak
2	5850.000	8.07	34.70	35.03	45.82	53.56	122.20	-68.64	peak
3	5860.000	8.07	34.72	35.03	45.67	53.43	109.40	-55.97	peak
4 q	5931.385	8.12	34.86	35.04	47.15	55.09	68.20	-13.11	peak



Test Mode: 23; Polarity: Horizontal; Modulation:802.11ac; Bandwidth:80MHz; Channel:middle

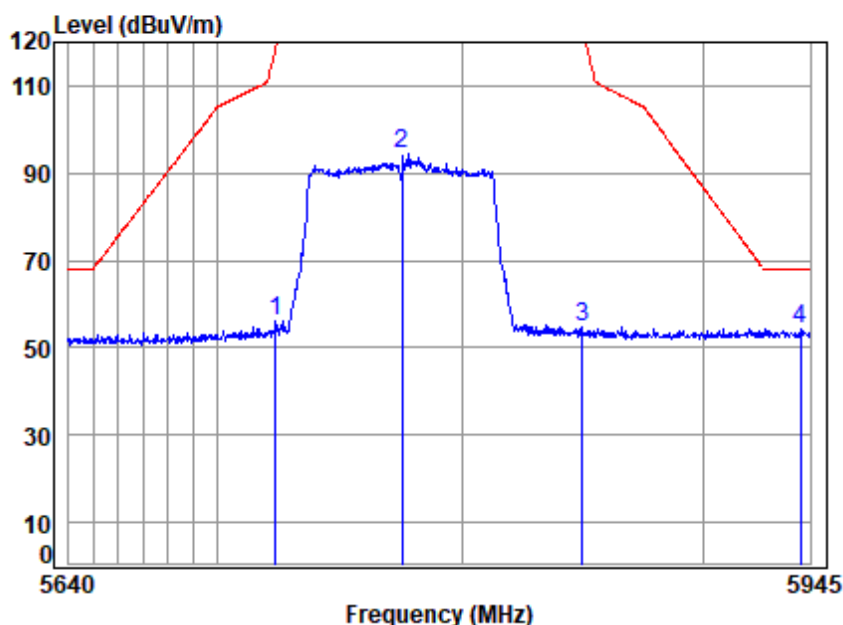


Site : chamber  
Condition: 3m HORIZONTAL  
Job No : 02410AT/02412AT  
Mode : 5775 Band edge  
: 5G WIFI 11AC80

		Cable	Ant	Preamp	Read	Limit	Over	
Freq		Loss	Factor	Factor	Level	Level	Line	Limit Remark
MHz		dB	dB/m	dB	dBuV	dBuV/m	dBuV/m	dB
1	5724.088	7.98	34.50	35.02	50.62	58.08	120.12	-62.04 peak
2	5775.000	8.01	34.55	35.03	89.46	96.99	-----	----- peak
3	5852.116	8.07	34.70	35.03	49.10	56.84	117.37	-60.53 peak
4 q	5940.931	8.13	34.88	35.04	46.23	54.20	68.20	-14.00 peak



Test Mode: 23; Polarity: Vertical; Modulation:802.11ac; Bandwidth:80MHz; Channel:middle



Site : chamber  
Condition: 3m VERTICAL  
Job No : 02410AT/02412AT  
Mode : 5775 Band edge  
: 5G WIFI 11AC80

		Cable	Ant	Preamp	Read	Limit	Over	
Freq	Loss	Factor	Factor	Level	Level	Line	Limit	Remark
MHz	dB	dB/m	dB	dBuV	dBuV/m	dBuV/m	dB	
1	5723.486	7.98	34.50	35.02	48.45	55.91	118.75	-62.84 peak
2	5775.000	8.01	34.55	35.03	87.06	94.59	-----	----- peak
3	5849.650	8.07	34.70	35.03	47.13	54.87	-----	----- peak
4 q	5940.931	8.13	34.88	35.04	46.24	54.21	68.20	-13.99 peak



Unless otherwise agreed in writing, this document is issued by the Company subject to its General Conditions of Service printed overleaf, available on request or accessible at <https://www.sgs.com/en/Terms-and-Conditions>. Attention is drawn to the limitation of liability, indemnification and jurisdiction issues defined therein. Any holder of this document is advised that information contained hereon reflects the Company's findings at the time of its intervention only and within the limits of Client's instructions, if any. The Company's sole responsibility is to its Client and this document does not exonerate parties to a transaction from exercising all their rights and obligations under the transaction documents. This document cannot be reproduced except in full, without prior written approval of the Company. Any unauthorized alteration, forgery or falsification of the content or appearance of this document is unlawful and offenders may be prosecuted to the fullest extent of the law. Unless otherwise stated the results shown in this test report refer only to the sample(s) tested and such sample(s) are retained for 30 days only.

Attention: To check the authenticity of testing / inspection report & certificate, please contact us at telephone: (86-755) 8307 1443, or email: [CN.Doccheck@sgs.com](mailto:CN.Doccheck@sgs.com)  
No.1 Workshop, M-10, Middle Section, Science & Technology Park, Nanshan District, Shenzhen, Guangdong, China 518057 t (86-755) 26012053 f (86-755) 26710594 www.sgs.com.cn  
中国·广东·深圳市南山区科技园中区M-10栋1号厂房 邮编: 518057 t (86-755) 26012053 f (86-755) 26710594 sgs.china@sgs.com



## 7.3 Radiated Emissions (Below 1GHz)

Test Requirement 47 CFR Part 15, Subpart C 15.209 & Subpart E 15.407(b)

Test Method: KDB 789033 D02 II G

Measurement Distance: 3m

Limit:

Frequency(MHz)	Field strength(microvolts/meter)	Measurement distance(meters)
0.009-0.490	2400/F(kHz)	300
0.490-1.705	24000/F(kHz)	30
1.705-30.0	30	30
30-88	100	3
88-216	150	3
216-960	200	3
960-1000	500	3

### 7.3.1 E.U.T. Operation

Operating Environment:

Temperature: 24.2 °C

Humidity: 47.3 % RH

Atmospheric Pressure: 995 mbar

### 7.3.2 Test Mode Description

Pre-scan / Final test	Mode Code	Description
Pre-scan	16	TX mode (U-NII-1)_Keep the EUT in continuously transmitting mode with all modulation types. All data rates for each modulation type have been tested and found the data rate @ 6Mbps is the worst case of IEEE 802.11a; data rate @ HT0/HT8 is the worst case of IEEE 802.11n(HT20); data rate @ HT0/HT8 is the worst case of IEEE 802.11n(HT40); data rate @ VHT0 is the worst case of IEEE 802.11ac(HT20); data rate @ VHT0 is the worst case of IEEE 802.11ac(HT40); data rate @ VHT0 is the worst case of IEEE 802.11ac(HT80). Only the data of worst case is recorded in the report.
Final test	17	Charge+TX mode (U-NII-1)_Keep the EUT in charging and continuously transmitting mode with all modulation types. All data rates for each modulation type have been tested and found the data rate @ 6Mbps is the worst case of IEEE 802.11a; data rate @ HT0/HT8 is the worst case of IEEE 802.11n(HT20); data rate @ HT0/HT8 is the worst case of IEEE 802.11n(HT40); data rate @ VHT0 is the worst case of IEEE 802.11ac(HT20); data rate @ VHT0 is the worst case of IEEE 802.11ac(HT40); data rate @ VHT0 is the worst case of IEEE 802.11ac(HT80). Only the data of worst case is recorded in the report.
Pre-scan	18	TX mode (U-NII-2A)_Keep the EUT in continuously transmitting mode with all modulation types. All data rates for each modulation type have been tested and found the data rate @ 6Mbps is the worst case of IEEE 802.11a; data rate @ HT0/HT8 is the worst case of IEEE 802.11n(HT20); data rate @ HT0/HT8 is the worst case of IEEE 802.11n(HT40); data rate @ VHT0 is the worst case of IEEE 802.11ac(HT20); data rate @ VHT0 is the worst case of IEEE 802.11ac(HT40); data





# SGS-CSTC Standards Technical Services Co., Ltd. Shenzhen Branch

SZEMC-TRF-01 Rev. A/0 Aug01,2022

Report No.: SZCR230700241005

Page: 87 of 144

		rate @ VHT0 is the worst case of IEEE 802.11ac(HT80). Only the data of worst case is recorded in the report.
Pre-scan	19	Charge+TX mode (U-NII-2A)_Keep the EUT in charging and continuously transmitting mode with all modulation types. All data rates for each modulation type have been tested and found the data rate @ 6Mbps is the worst case of IEEE 802.11a; data rate @ HT0/HT8 is the worst case of IEEE 802.11n(HT20); data rate @ HT0/HT8 is the worst case of IEEE 802.11n(HT40); data rate @ VHT0 is the worst case of IEEE 802.11ac(HT20); data rate @ VHT0 is the worst case of IEEE 802.11ac(HT40); data rate @ VHT0 is the worst case of IEEE 802.11ac(HT80). Only the data of worst case is recorded in the report.
Pre-scan	20	TX mode (U-NII-2C)_Keep the EUT in continuously transmitting mode with all modulation types. All data rates for each modulation type have been tested and found the data rate @ 6Mbps is the worst case of IEEE 802.11a; data rate @ HT0/HT8 is the worst case of IEEE 802.11n(HT20); data rate @ HT0/HT8 is the worst case of IEEE 802.11n(HT40); data rate @ VHT0 is the worst case of IEEE 802.11ac(HT20); data rate @ VHT0 is the worst case of IEEE 802.11ac(HT40); data rate @ VHT0 is the worst case of IEEE 802.11ac(HT80). Only the data of worst case is recorded in the report.
Pre-scan	21	Charge+TX mode (U-NII-2C)_Keep the EUT in charging and continuously transmitting mode with all modulation types. All data rates for each modulation type have been tested and found the data rate @ 6Mbps is the worst case of IEEE 802.11a; data rate @ HT0/HT8 is the worst case of IEEE 802.11n(HT20); data rate @ HT0/HT8 is the worst case of IEEE 802.11n(HT40); data rate @ VHT0 is the worst case of IEEE 802.11ac(HT20); data rate @ VHT0 is the worst case of IEEE 802.11ac(HT40); data rate @ VHT0 is the worst case of IEEE 802.11ac(HT80). Only the data of worst case is recorded in the report.
Pre-scan	22	TX mode (U-NII-3)_Keep the EUT in continuously transmitting mode with all modulation types. All data rates for each modulation type have been tested and found the data rate @ 6Mbps is the worst case of IEEE 802.11a; data rate @ HT0/HT8 is the worst case of IEEE 802.11n(HT20); data rate @ HT0/HT8 is the worst case of IEEE 802.11n(HT40); data rate @ VHT0 is the worst case of IEEE 802.11ac(HT20); data rate @ VHT0 is the worst case of IEEE 802.11ac(HT40); data rate @ VHT0 is the worst case of IEEE 802.11ac(HT80). Only the data of worst case is recorded in the report.
Pre-scan	23	Charge+TX mode (U-NII-3)_Keep the EUT in charging and continuously transmitting mode with all modulation types. All data rates for each modulation type have been tested and found the data rate @ 6Mbps is the worst case of IEEE 802.11a; data rate @ HT0/HT8 is the worst case of IEEE 802.11n(HT20); data rate @ HT0/HT8 is the worst case of IEEE 802.11n(HT40); data rate @ VHT0 is the worst case of IEEE 802.11ac(HT20); data rate @ VHT0 is the worst case of IEEE 802.11ac(HT40); data rate @ VHT0 is the worst case of IEEE 802.11ac(HT80). Only the data of worst case is recorded in the report.



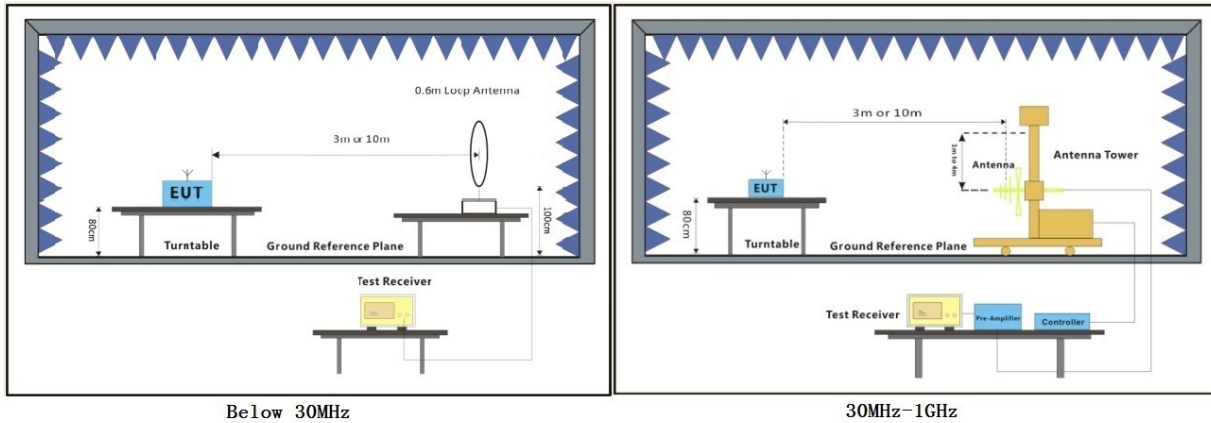
SGS-CSTC Standards Technical Services Co., Ltd.  
Shenzhen Branch (SZEMC) Laboratory

Unless otherwise agreed in writing, this document is issued by the Company subject to its General Conditions of Service printed overleaf, available on request or accessible at <https://www.sgs.com/en/Terms-and-Conditions>. Attention is drawn to the limitation of liability, indemnification and jurisdiction issues defined therein. Any holder of this document is advised that information contained hereon reflects the Company's findings at the time of its intervention only and within the limits of Client's instructions, if any. The Company's sole responsibility is to its Client and this document does not exonerate parties to a transaction from exercising all their rights and obligations under the transaction documents. This document cannot be reproduced except in full, without prior written approval of the Company. Any unauthorized alteration, forgery or falsification of the content or appearance of this document is unlawful and offenders may be prosecuted to the fullest extent of the law. Unless otherwise stated the results shown in this test report refer only to the sample(s) tested and such sample(s) are retained for 30 days only.

Attention: To check the authenticity of testing /inspection report & certificate, please contact us at telephone: (86-755) 8307 1443, or email: [CN.Doccheck@sgs.com](mailto:CN.Doccheck@sgs.com)

No.1 Workshop, M-10, Middle Section, Science & Technology Park, Nanshan District, Shenzhen, Guangdong, China 518057 t (86-755) 26012053 f (86-755) 26710594 www.sgs.com.cn  
中国·广东·深圳市南山区科技园中区M-10栋1号厂房 邮编: 518057 t (86-755) 26012053 f (86-755) 26710594 sgs.china@sgs.com

### 7.3.3 Test Setup Diagram



## 7.3.4 Measurement Procedure and Data

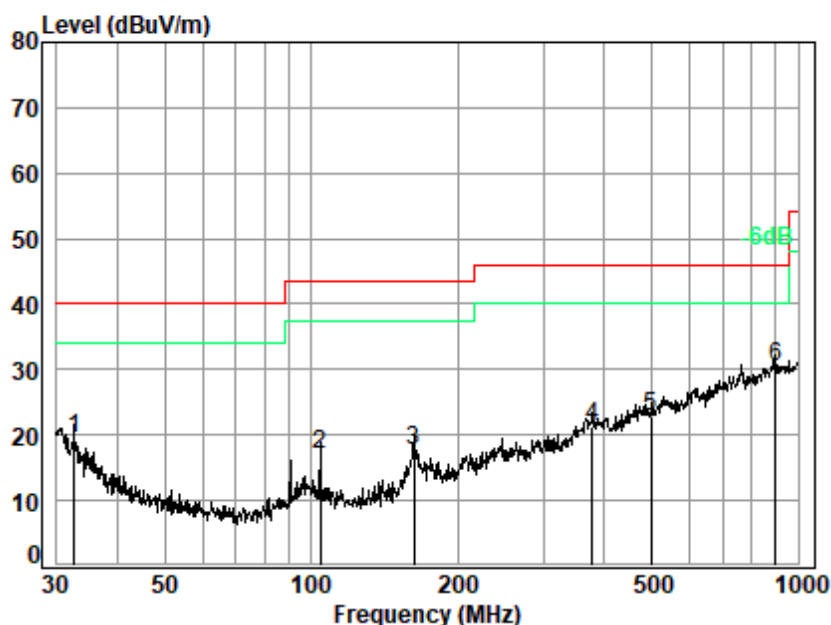
- a. For below 1GHz, the EUT was placed on the top of a rotating table 0.8 meters above the ground at a 3 meter semi-anechoic chamber. The table was rotated 360 degrees to determine the position of the highest radiation.
- b. The EUT was set 3 or 10 meters away from the interference-receiving antenna, which was mounted on the top of a variable-height antenna tower.
- c. The antenna height is varied from one meter to four meters above the ground to determine the maximum value of the field strength. Both horizontal and vertical polarizations of the antenna are set to make the measurement.
- d. For each suspected emission, the EUT was arranged to its worst case and then the antenna was tuned to heights from 1 meter to 4 meters (for the test frequency of below 30MHz, the antenna was tuned to heights 1 meter) and the rotatable table was turned from 0 degrees to 360 degrees to find the maximum reading.
- e. The test-receiver system was set to Peak Detect Function and Specified Bandwidth with Maximum Hold Mode.
- f. If the emission level of the EUT in peak mode was 10dB lower than the limit specified, then testing could be stopped and the peak values of the EUT would be reported. Otherwise the emissions that did not have 10dB margin would be re-tested one by one using quasi-peak method as specified and then reported in a data sheet.
- g. Test the EUT in the lowest channel, the middle channel, the Highest channel.
- h. The radiation measurements are performed in X, Y, Z axis positioning for Transmitting mode, and found the X axis positioning which it is the worst case.
- i. Repeat above procedures until all frequencies measured was complete.

### Remark:

1. Level= Read Level+ Cable Loss+ Antenna Factor- Preamp Factor
2. For emission below 1GHz, through the pre-scan found the worst case is the lowest channel of 802.11a. Only the worst case is recorded in the report.
3. Scan from 9kHz to 30MHz, the disturbance below 30MHz was very low. The points marked on above plots are the highest emissions could be found when testing, so only above points had been displayed. The amplitude of spurious emissions from the radiator which are attenuated more than 20dB below the limit need not be reported.



Test Mode: 17; Polarity: Horizontal



Site : chamber

Condition: 3m HORIZONTAL

Job No. : 02410AT

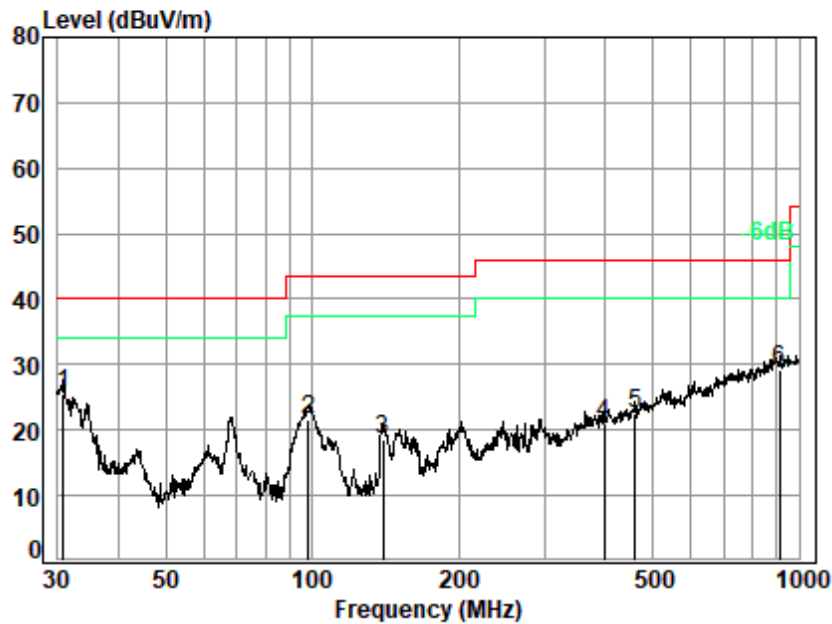
Test Mode: 17

	Ant	Cable	Preamp	Read		Limit	Over	
Freq	Factor	Loss	Factor	Level	Level	Line	Limit	Remark
MHz	dB/m	dB	dB	dBuV	dBuV/m	dBuV/m	dB	
1	32.52	19.86	0.67	27.80	26.81	19.54	40.00	-20.46 QP
2	104.17	12.96	1.21	27.59	30.40	16.98	43.50	-26.52 QP
3	162.61	13.73	1.53	27.38	29.87	17.75	43.50	-25.75 QP
4	377.26	21.37	2.46	27.24	24.68	21.27	46.00	-24.73 QP
5	499.42	23.08	2.89	27.78	24.69	22.88	46.00	-23.12 QP
6 q	900.15	28.74	4.09	27.13	24.66	30.36	46.00	-15.64 QP





Test Mode: 17; Polarity: Vertical



Site : chamber  
Condition: 3m VERTICAL  
Job No. : 02410AT  
Test Mode: 17

	Ant	Cable	Preamp	Read		Limit	Over	
	Freq	Factor	Loss	Factor	Level	Level	Line	Limit Remark
	MHz	dB/m	dB	dB	dBuV	dBuV/m	dBuV/m	dB
1 q	30.85	20.93	0.65	27.80	31.82	25.60	40.00	-14.40 QP
2	98.14	12.95	1.18	27.62	35.21	21.72	43.50	-21.78 QP
3	139.85	11.92	1.41	27.47	32.74	18.60	43.50	-24.90 QP
4	397.63	21.65	2.54	27.33	24.16	21.02	46.00	-24.98 QP
5	460.73	22.22	2.76	27.61	25.09	22.46	46.00	-23.54 QP
6	912.86	28.38	4.12	27.07	23.92	29.35	46.00	-16.65 QP





## 7.4 Radiated Emissions (Above 1GHz)

Test Requirement 47 CFR Part 15, Subpart C 15.209 & Subpart E 15.407(b)

Test Method: KDB 789033 D02 II G

Measurement Distance: 3m

Limit:

Frequency(MHz)	Field strength(microvolts/meter)	Measurement distance(meters)
Above 1GHz	500	3
<p>*(1) For transmitters operating in the 5.15-5.25 GHz band: All emissions outside of the 5.15-5.35 GHz band shall not exceed an e.i.r.p. of -27 dBm/MHz.</p> <p>(2) For transmitters operating in the 5.25-5.35 GHz band: All emissions outside of the 5.15-5.35 GHz band shall not exceed an e.i.r.p. of -27 dBm/MHz.</p> <p>(3) For transmitters operating in the 5.47-5.725 GHz band: All emissions outside of the 5.47-5.725 GHz band shall not exceed an e.i.r.p. of -27 dBm/MHz.</p> <p>(4) For transmitters operating in the 5.725-5.85 GHz band:</p> <p>(i) All emissions shall be limited to a level of -27 dBm/MHz at 75 MHz or more above or below the band edge increasing linearly to 10 dBm/MHz at 25 MHz above or below the band edge, and from 25 MHz above or below the band edge increasing linearly to a level of 15.6 dBm/MHz at 5 MHz above or below the band edge, and from 5 MHz above or below the band edge increasing linearly to a level of 27 dBm/MHz at the band edge.</p> <p>Remark: The emission limits shown in the above table are based on measurements employing a CISPR quasi-peak detector except for the frequency bands 9-90kHz, 110-490kHz and above 1000 MHz. Radiated emission limits in these three bands are based on measurements employing an average detector, the peak field strength of any emission shall not exceed the maximum permitted average limits specified above by more than 20 dB under any condition of modulation.</p>		

### 7.4.1 E.U.T. Operation

Operating Environment:

Temperature: 22.1 °C

Humidity: 60.8 % RH

Atmospheric Pressure: 1005 mbar



## 7.4.2 Test Mode Description

Pre-scan / Final test	Mode Code	Description
Pre-scan	16	TX mode (U-NII-1)_Keep the EUT in continuously transmitting mode with all modulation types. All data rates for each modulation type have been tested and found the data rate @ 6Mbps is the worst case of IEEE 802.11a; data rate @ HT0/HT8 is the worst case of IEEE 802.11n(HT20); data rate @ HT0/HT8 is the worst case of IEEE 802.11n(HT40); data rate @ VHT0 is the worst case of IEEE 802.11ac(HT20); data rate @ VHT0 is the worst case of IEEE 802.11ac(HT40); data rate @ VHT0 is the worst case of IEEE 802.11ac(HT80). Only the data of worst case is recorded in the report.
Final test	17	Charge+TX mode (U-NII-1)_Keep the EUT in charging and continuously transmitting mode with all modulation types. All data rates for each modulation type have been tested and found the data rate @ 6Mbps is the worst case of IEEE 802.11a; data rate @ HT0/HT8 is the worst case of IEEE 802.11n(HT20); data rate @ HT0/HT8 is the worst case of IEEE 802.11n(HT40); data rate @ VHT0 is the worst case of IEEE 802.11ac(HT20); data rate @ VHT0 is the worst case of IEEE 802.11ac(HT40); data rate @ VHT0 is the worst case of IEEE 802.11ac(HT80). Only the data of worst case is recorded in the report.
Pre-scan	18	TX mode (U-NII-2A)_Keep the EUT in continuously transmitting mode with all modulation types. All data rates for each modulation type have been tested and found the data rate @ 6Mbps is the worst case of IEEE 802.11a; data rate @ HT0/HT8 is the worst case of IEEE 802.11n(HT20); data rate @ HT0/HT8 is the worst case of IEEE 802.11n(HT40); data rate @ VHT0 is the worst case of IEEE 802.11ac(HT20); data rate @ VHT0 is the worst case of IEEE 802.11ac(HT40); data rate @ VHT0 is the worst case of IEEE 802.11ac(HT80). Only the data of worst case is recorded in the report.
Final test	19	Charge+TX mode (U-NII-2A)_Keep the EUT in charging and continuously transmitting mode with all modulation types. All data rates for each modulation type have been tested and found the data rate @ 6Mbps is the worst case of IEEE 802.11a; data rate @ HT0/HT8 is the worst case of IEEE 802.11n(HT20); data rate @ HT0/HT8 is the worst case of IEEE 802.11n(HT40); data rate @ VHT0 is the worst case of IEEE 802.11ac(HT20); data rate @ VHT0 is the worst case of IEEE 802.11ac(HT40); data rate @ VHT0 is the worst case of IEEE 802.11ac(HT80). Only the data of worst case is recorded in the report.
Pre-scan	20	TX mode (U-NII-2C)_Keep the EUT in continuously transmitting mode with all modulation types. All data rates for each modulation type have been tested and found the data rate @ 6Mbps is the worst case of IEEE 802.11a; data rate @ HT0/HT8 is the worst case of IEEE 802.11n(HT20); data rate @ HT0/HT8 is the worst case of IEEE 802.11n(HT40); data rate @ VHT0 is the worst case of IEEE 802.11ac(HT20); data rate @ VHT0 is the worst case of IEEE 802.11ac(HT40); data rate @ VHT0 is the worst case of IEEE 802.11ac(HT80). Only the data of worst case is recorded in the report.
Final test	21	Charge+TX mode (U-NII-2C)_Keep the EUT in charging and continuously transmitting mode with all modulation types. All data rates for each modulation type have been tested and found the data rate @ 6Mbps is the worst case of IEEE 802.11a; data rate @ HT0/HT8 is the worst case of IEEE 802.11n(HT20); data rate @ HT0/HT8 is the worst case of IEEE 802.11n(HT40); data rate @ VHT0 is the worst case of IEEE 802.11ac(HT20); data rate @ VHT0 is the worst case of IEEE 802.11ac(HT40); data rate @ VHT0 is the worst case of IEEE 802.11ac(HT80). Only the data of worst case is recorded in the report.

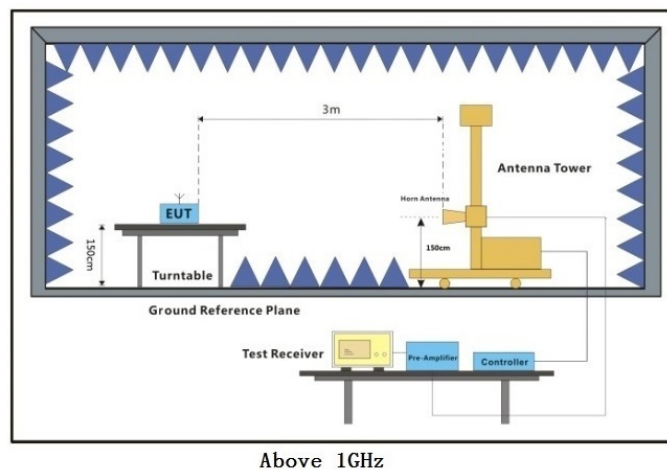


Unless otherwise agreed in writing, this document is issued by the Company subject to its General Conditions of Service printed overleaf, available on request or accessible at <https://www.sgs.com/en/Terms-and-Conditions>. Attention is drawn to the limitation of liability, indemnification and jurisdiction issues defined therein. Any holder of this document is advised that information contained hereon reflects the Company's findings at the time of its intervention only and within the limits of Client's instructions, if any. The Company's sole responsibility is to its Client and this document does not exonerate parties to a transaction from exercising all their rights and obligations under the transaction documents. This document cannot be reproduced except in full, without prior written approval of the Company. Any unauthorized alteration, forgery or falsification of the content or appearance of this document is unlawful and offenders may be prosecuted to the fullest extent of the law. Unless otherwise stated the results shown in this test report refer only to the sample(s) tested and such sample(s) are retained for 30 days only.

Attention: To check the authenticity of testing /inspection report & certificate, please contact us at telephone: (86-755) 8307 1443, or email: [CN.Doccheck@sgs.com](mailto:CN.Doccheck@sgs.com)

		802.11ac(HT40); data rate @ VHT0 is the worst case of IEEE 802.11ac(HT80). Only the data of worst case is recorded in the report.
Pre-scan	22	TX mode (U-NII-3)_Keep the EUT in continuously transmitting mode with all modulation types. All data rates for each modulation type have been tested and found the data rate @ 6Mbps is the worst case of IEEE 802.11a; data rate @ HT0/HT8 is the worst case of IEEE 802.11n(HT20); data rate @ HT0/HT8 is the worst case of IEEE 802.11n(HT40); data rate @ VHT0 is the worst case of IEEE 802.11ac(HT20); data rate @ VHT0 is the worst case of IEEE 802.11ac(HT40); data rate @ VHT0 is the worst case of IEEE 802.11ac(HT80). Only the data of worst case is recorded in the report.
Final test	23	Charge+TX mode (U-NII-3)_Keep the EUT in charging and continuously transmitting mode with all modulation types. All data rates for each modulation type have been tested and found the data rate @ 6Mbps is the worst case of IEEE 802.11a; data rate @ HT0/HT8 is the worst case of IEEE 802.11n(HT20); data rate @ HT0/HT8 is the worst case of IEEE 802.11n(HT40); data rate @ VHT0 is the worst case of IEEE 802.11ac(HT20); data rate @ VHT0 is the worst case of IEEE 802.11ac(HT40); data rate @ VHT0 is the worst case of IEEE 802.11ac(HT80). Only the data of worst case is recorded in the report.

### 7.4.3 Test Setup Diagram





## 7.4.4 Measurement Procedure and Data

- a. For above 1GHz, the EUT was placed on the top of a rotating table 1.5 meters above the ground at a 3 meter fully-anechoic chamber. The table was rotated 360 degrees to determine the position of the highest radiation.
- b. The EUT was set 3 meters away from the interference-receiving antenna, which was mounted on the top of a variable-height antenna tower.
- c. The antenna height is varied from one meter to four meters above the ground to determine the maximum value of the field strength. Both horizontal and vertical polarizations of the antenna are set to make the measurement.
- d. For each suspected emission, the EUT was arranged to its worst case and then the antenna was tuned to heights from 1 meter to 4 meters (for the test frequency of below 30MHz, the antenna was tuned to heights 1 meter) and the rotatable table was turned from 0 degrees to 360 degrees to find the maximum reading.
- e. The test-receiver system was set to Peak Detect Function and Specified Bandwidth with Maximum Hold Mode.
- f. If the emission level of the EUT in peak mode was 10dB lower than the limit specified, then testing could be stopped and the peak values of the EUT would be reported. Otherwise the emissions that did not have 10dB margin would be re-tested one by one using peak or average method as specified and then reported in a data sheet.
- g. Test the EUT in the lowest channel, the middle channel, the Highest channel.
- h. The radiation measurements are performed in X, Y, Z axis positioning for Transmitting mode, and found the X axis positioning which it is the worst case.
- i. Repeat above procedures until all frequencies measured was complete.

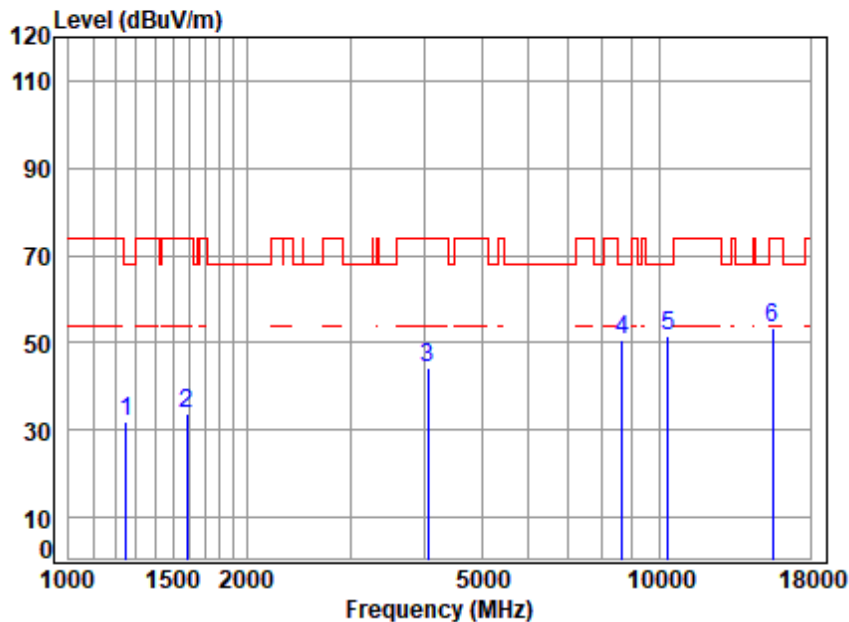
### Remark:

1. Level= Read Level+ Cable Loss+ Antenna Factor- Preamp Factor
2. Scan from 18GHz to 40GHz, the disturbance above 18GHz was very low. The points marked on above plots are the highest emissions could be found when testing, so only above points had been displayed. The amplitude of spurious emissions from the radiator which are attenuated more than 20dB below the limit need not be reported.
3. As shown in this section, for frequencies above 1GHz, the field strength limits are based on average limits. However, the peak field strength of any emission shall not exceed the maximum permitted average limits specified above by more than 20 dB under any condition of modulation. For the emissions whose peak level is lower than the average limit, only the peak measurement is shown in the report.
4. The disturbance above 18GHz were very low and the harmonics were the highest point could be found when testing, so only the above harmonics had been displayed.





Test Mode: 17; Polarity: Horizontal; Modulation:802.11ac; Bandwidth:20MHz; Channel:Low

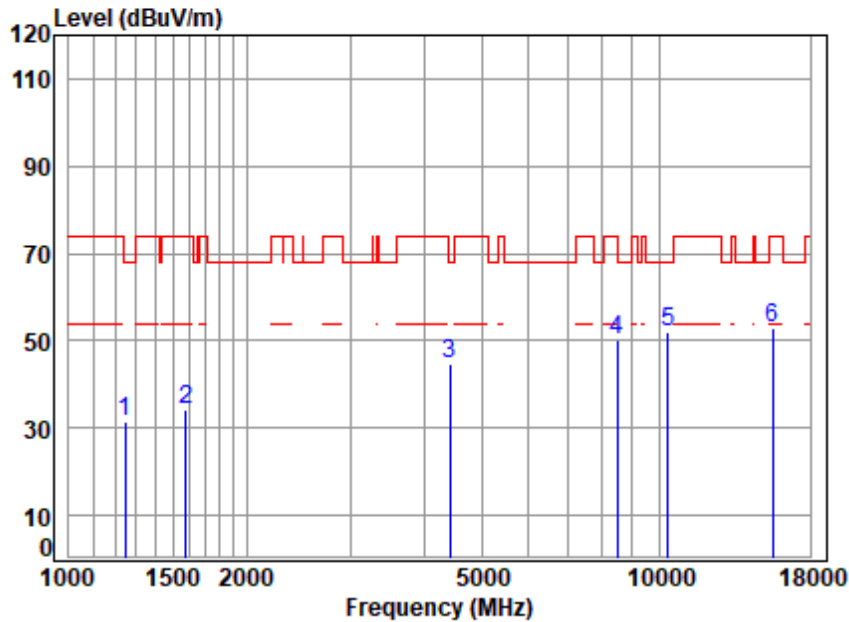


Site : chamber  
Condition: 3m HORIZONTAL  
Job No : 02410AT/02412AT  
Mode : 5180 TX RSE  
Note : 5G WIFI 11AC20

	Freq	Cable Loss	Ant Factor	Preamp Factor	Read Level	Level	Limit	Over Limit	Remark
	MHz	dB	dB/m	dB	dBuV	dBuV/m	dBuV/m	dB	
1	1252.885	3.67	24.51	37.55	41.12	31.75	68.20	-36.45	peak
2	1587.975	4.18	26.36	36.66	40.05	33.93	74.00	-40.07	peak
3	4062.629	6.83	32.93	34.38	38.69	44.07	74.00	-29.93	peak
4	8663.404	11.33	36.63	35.69	38.54	50.81	68.20	-17.39	peak
5	10360.000	12.73	37.46	35.74	36.89	51.34	68.20	-16.86	peak
6	15540.000	14.23	40.94	37.47	35.58	53.28	74.00	-20.72	peak



Test Mode: 17; Polarity: Vertical; Modulation:802.11ac; Bandwidth:20MHz; Channel:Low

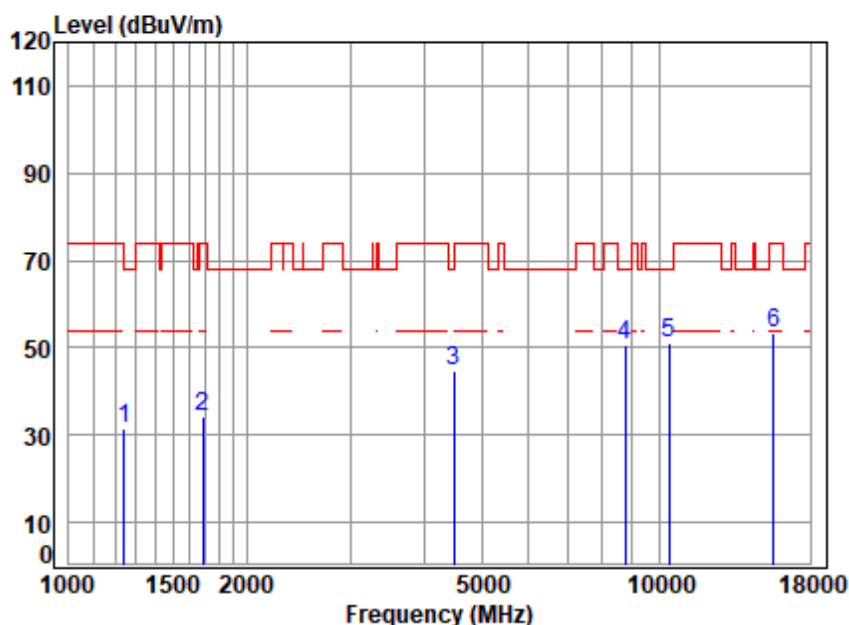


Site : chamber  
 Condition: 3m VERTICAL  
 Job No : 02410AT/02412AT  
 Mode : 5180 TX RSE  
 Note : 5G WIFI 11AC20

	Freq	Cable Loss	Ant Factor	Preamp Factor	Read Level	Level	Limit Line	Over Limit	Remark
	MHz	dB	dB/m	dB	dBuV	dBuV/m	dBuV/m	dB	
1	1245.663	3.66	24.49	37.57	40.98	31.56	68.20	-36.64	peak
2	1578.822	4.17	26.25	36.68	40.42	34.16	74.00	-39.84	peak
3	4417.841	7.07	33.50	34.62	38.55	44.50	68.20	-23.70	peak
4	8489.882	11.02	36.48	35.79	38.68	50.39	74.00	-23.61	peak
5	10360.000	12.73	37.46	35.74	37.52	51.97	68.20	-16.23	peak
6	15540.000	14.23	40.94	37.47	35.32	53.02	74.00	-20.98	peak



Test Mode: 17; Polarity: Horizontal; Modulation:802.11ac; Bandwidth:20MHz; Channel:middle

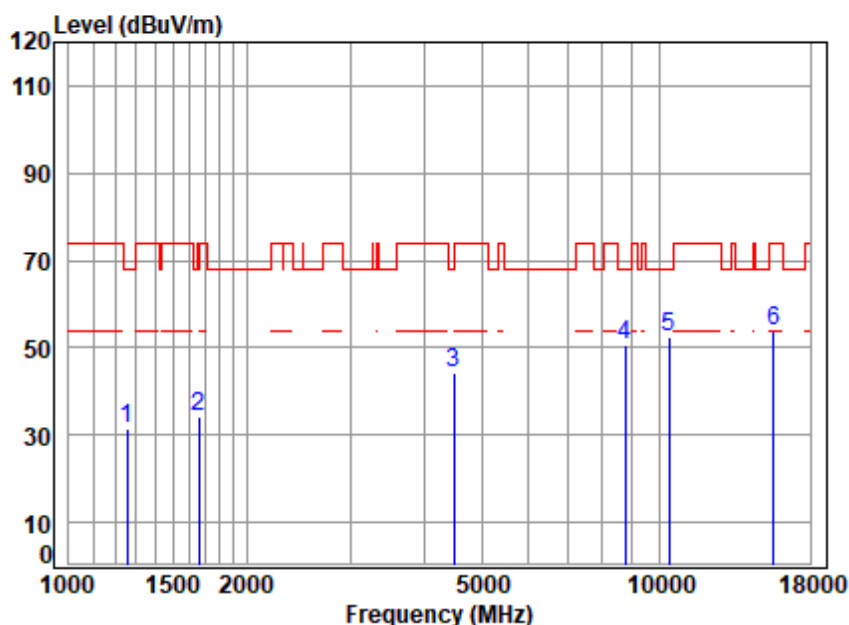


Site : chamber  
 Condition: 3m HORIZONTAL  
 Job No : 02410AT/02412AT  
 Mode : 5200 TX RSE  
 Note : 5G WIFI 11AC20

	Freq	Cable Loss	Ant Factor	Preamp Factor	Read Level	Level	Limit	Over	Remark
	MHz	dB	dB/m	dB	dBuV	dBuV/m	dBuV/m	dB	
1	1242.068	3.66	24.48	37.58	40.80	31.36	68.20	-36.84	peak
2	1687.347	4.31	26.77	36.43	39.58	34.23	74.00	-39.77	peak
3	4495.125	7.12	33.50	34.67	38.68	44.63	68.20	-23.57	peak
4	8738.852	11.47	36.70	35.65	37.99	50.51	68.20	-17.69	peak
5	10400.000	12.74	37.50	35.75	36.79	51.28	68.20	-16.92	peak
6	15600.000	14.25	41.00	37.49	35.53	53.29	74.00	-20.71	peak



Test Mode: 17; Polarity: Vertical; Modulation:802.11ac; Bandwidth:20MHz; Channel:middle



Site : chamber  
 Condition: 3m VERTICAL  
 Job No : 02410AT/02412AT  
 Mode : 5200 TX RSE  
 Note : 5G WIFI 11AC20

	Freq	Cable Loss	Ant Factor	Preamp Factor	Read Level	Level	Limit Line	Over Limit	Remark
	MHz	dB	dB/m	dB	dBuV	dBuV/m	dBuV/m	dB	
1	1256.512	3.68	24.53	37.54	40.64	31.31	68.20	-36.89	peak
2	1663.137	4.28	26.73	36.48	39.51	34.04	74.00	-39.96	peak
3	4495.125	7.12	33.50	34.67	38.29	44.24	68.20	-23.96	peak
4	8738.852	11.47	36.70	35.65	38.06	50.58	68.20	-17.62	peak
5	10400.000	12.74	37.50	35.75	38.12	52.61	68.20	-15.59	peak
6	15600.000	14.25	41.00	37.49	35.98	53.74	74.00	-20.26	peak

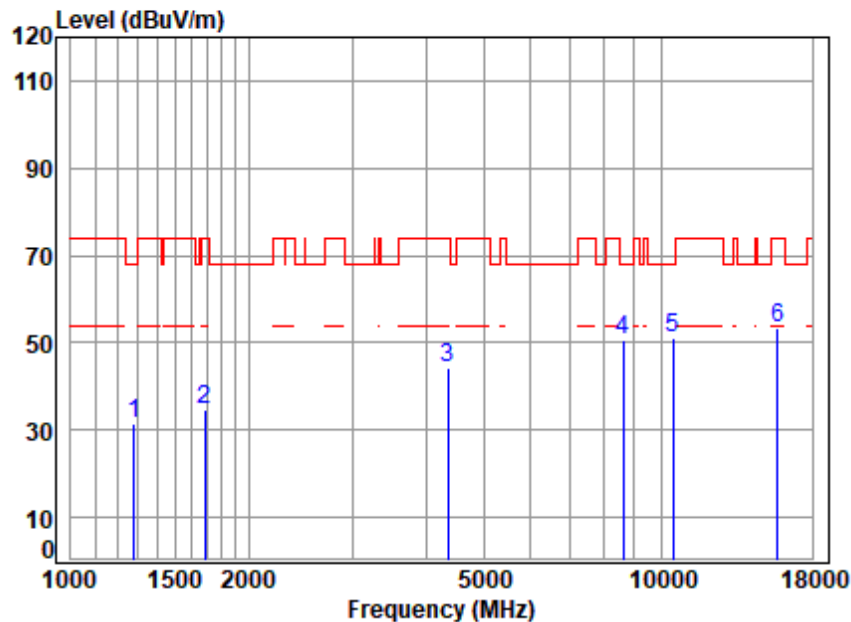


Unless otherwise agreed in writing, this document is issued by the Company subject to its General Conditions of Service printed overleaf, available on request or accessible at <https://www.sgs.com/en/Terms-and-Conditions>. Attention is drawn to the limitation of liability, indemnification and jurisdiction issues defined therein. Any holder of this document is advised that information contained hereon reflects the Company's findings at the time of its intervention only and within the limits of Client's instructions, if any. The Company's sole responsibility is to its Client and this document does not exonerate parties to a transaction from exercising all their rights and obligations under the transaction documents. This document cannot be reproduced except in full, without prior written approval of the Company. Any unauthorized alteration, forgery or falsification of the content or appearance of this document is unlawful and offenders may be prosecuted to the fullest extent of the law. Unless otherwise stated the results shown in this test report refer only to the sample(s) tested and such sample(s) are retained for 30 days only.

Attention: To check the authenticity of testing / inspection report & certificate, please contact us at telephone: (86-755) 8307 1443, or email: [CN.Doccheck@sgs.com](mailto:CN.Doccheck@sgs.com)  
 No.1 Workshop, M-10, Middle Section, Science & Technology Park, Nanshan District, Shenzhen, Guangdong, China 518057 t (86-755) 26012053 f (86-755) 26710594 www.sgs.com.cn  
 中国·广东·深圳市南山区科技园中区M-10栋1号厂房 邮编: 518057 t (86-755) 26012053 f (86-755) 26710594 sgs.china@sgs.com



Test Mode: 17; Polarity: Horizontal; Modulation:802.11ac; Bandwidth:20MHz; Channel:High

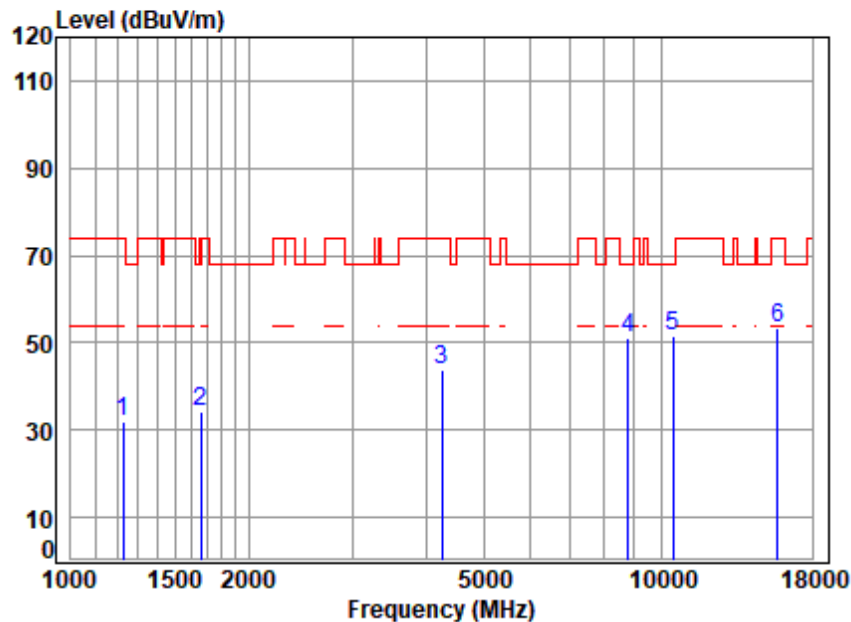


Site : chamber  
Condition: 3m HORIZONTAL  
Job No : 02410AT/02412AT  
Mode : 5240 TX RSE  
Note : 5G WIFI 11AC20

	Freq	Cable Loss	Ant Factor	Preamp Factor	Read Level	Level	Limit	Over	Remark
	MHz	dB	dB/m	dB	dBuV	dBuV/m	dBuV/m	dB	
1	1282.193	3.72	24.63	37.46	40.63	31.52	68.20	-36.68	peak
2	1687.347	4.31	26.77	36.43	39.99	34.64	74.00	-39.36	peak
3	4354.454	7.03	33.59	34.58	38.04	44.08	74.00	-29.92	peak
4	8613.468	11.24	36.60	35.72	38.57	50.69	68.20	-17.51	peak
5	10480.000	12.76	37.50	35.79	36.69	51.16	68.20	-17.04	peak
6	15720.000	14.29	41.14	37.54	35.47	53.36	74.00	-20.64	peak



Test Mode: 17; Polarity: Vertical; Modulation:802.11ac; Bandwidth:20MHz; Channel:High

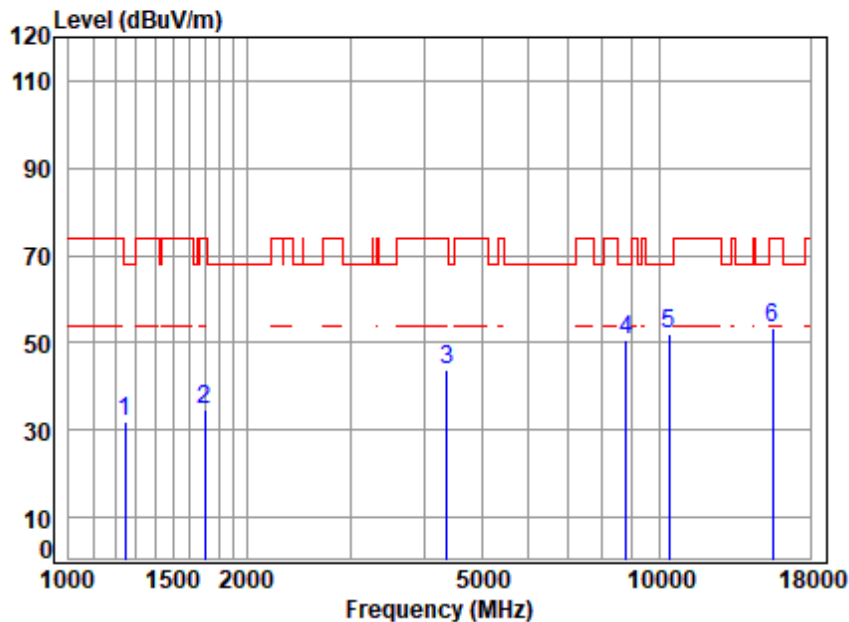


Site : chamber  
 Condition: 3m VERTICAL  
 Job No : 02410AT/02412AT  
 Mode : 5240 TX RSE  
 Note : 5G WIFI 11AC20

	Freq	Cable Loss	Ant Factor	Preamp Factor	Read Level	Level	Limit	Over Limit	Remark
	MHz	dB	dB/m	dB	dBuV	dBuV/m	dBuV/m	dB	
1	1227.791	3.63	24.46	37.63	41.54	32.00	74.00	-42.00	peak
2	1658.337	4.28	26.72	36.50	39.63	34.13	68.20	-34.07	peak
3	4242.641	6.95	33.57	34.50	37.70	43.72	74.00	-30.28	peak
4	8789.516	11.55	36.70	35.62	38.27	50.90	68.20	-17.30	peak
5	10480.000	12.76	37.50	35.79	36.99	51.46	68.20	-16.74	peak
6	15720.000	14.29	41.14	37.54	35.63	53.52	74.00	-20.48	peak



Test Mode: 17; Polarity: Horizontal; Modulation:802.11ac; Bandwidth:40MHz; Channel:Low

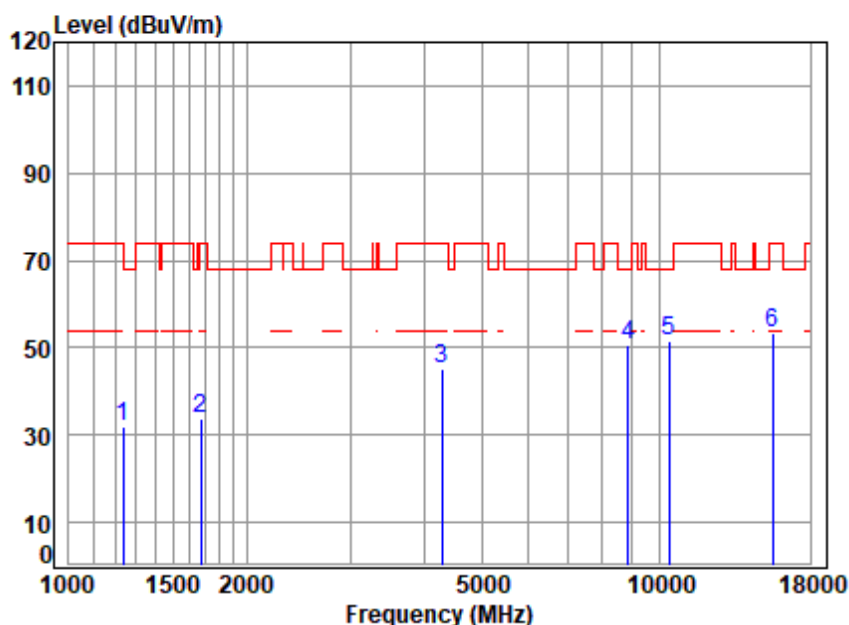


Site : chamber  
 Condition: 3m HORIZONTAL  
 Job No : 02410AT/02412AT  
 Mode : 5190 TX RSE  
 Note : 5G WIFI 11AC40

	Freq	Cable Loss	Ant Factor	Preamp Factor	Read Level	Level	Limit Line	Over Limit	Remark
	MHz	dB	dB/m	dB	dBuV	dBuV/m	dBuV/m	dB	
1	1245.663	3.66	24.49	37.57	41.33	31.91	68.20	-36.29	peak
2	1702.042	4.33	26.80	36.40	39.87	34.60	74.00	-39.40	peak
3	4367.058	7.04	33.57	34.59	37.85	43.87	74.00	-30.13	peak
4	8789.516	11.55	36.70	35.62	38.15	50.78	68.20	-17.42	peak
5	10380.000	12.74	37.48	35.74	37.52	52.00	68.20	-16.20	peak
6	15570.000	14.24	40.97	37.48	35.76	53.49	74.00	-20.51	peak



Test Mode: 17; Polarity: Vertical; Modulation:802.11ac; Bandwidth:40MHz; Channel:Low



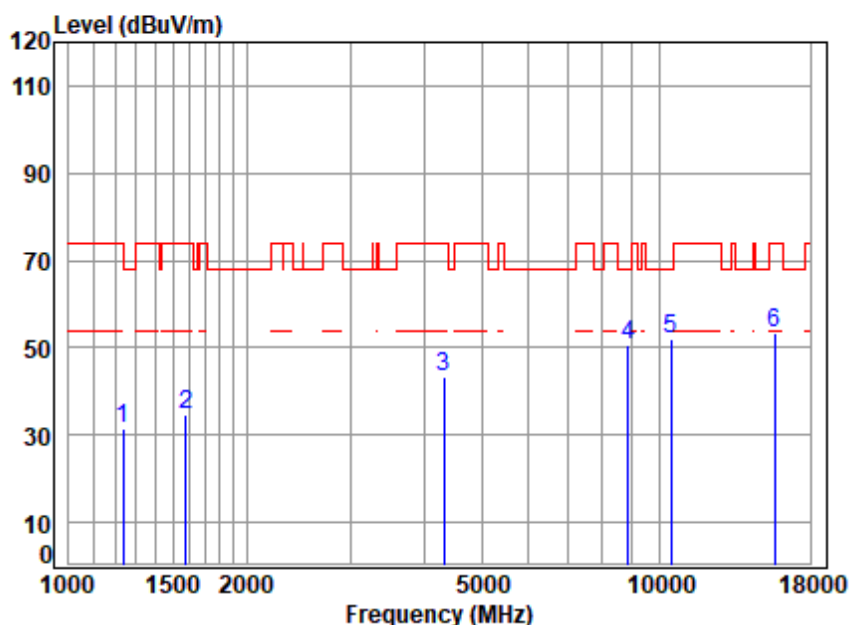
Site : chamber  
Condition: 3m VERTICAL  
Job No : 02410AT/02412AT  
Mode : 5190 TX RSE  
Note : 5G WIFI 11AC40

	Freq	Cable Loss	Ant Factor	Preamp Factor	Read Level	Level	Limit Line	Over Limit	Remark
	MHz	dB	dB/m	dB	dBuV	dBuV/m	dBuV/m	dB	
1	1234.909	3.64	24.47	37.61	41.58	32.08	74.00	-41.92	peak
2	1672.779	4.30	26.75	36.46	39.14	33.73	74.00	-40.27	peak
3	4291.977	6.99	33.60	34.54	38.99	45.04	74.00	-28.96	peak
4	8840.473	11.64	36.70	35.59	37.95	50.70	68.20	-17.50	peak
5	10380.000	12.74	37.48	35.74	37.21	51.69	68.20	-16.51	peak
6	15570.000	14.24	40.97	37.48	35.57	53.30	74.00	-20.70	peak





Test Mode: 17; Polarity: Horizontal; Modulation:802.11ac; Bandwidth:40MHz; Channel:High

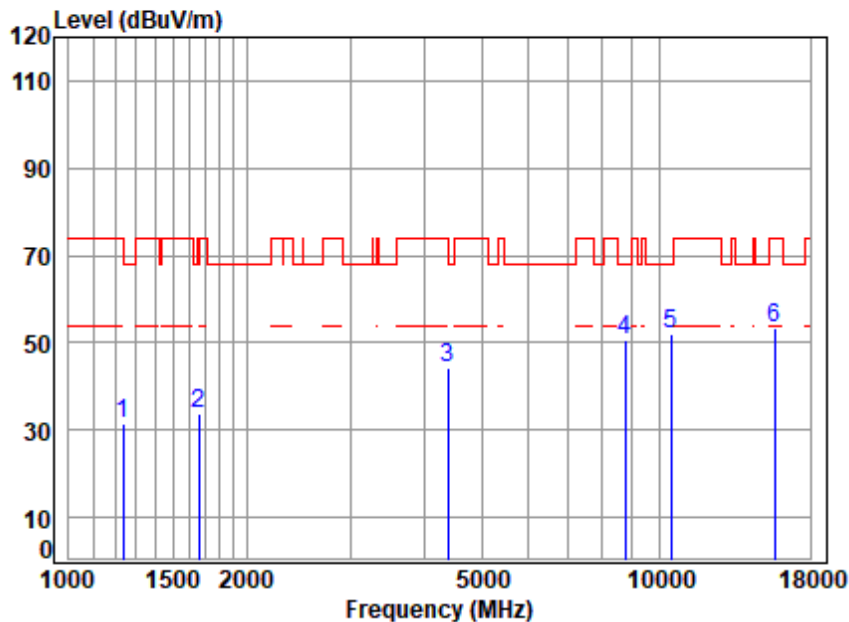


Site : chamber  
 Condition: 3m HORIZONTAL  
 Job No : 02410AT/02412AT  
 Mode : 5230 TX RSE  
 Note : 5G WIFI 11AC40

	Freq	Cable Loss	Ant Factor	Preamp Factor	Read Level	Level	Limit	Over	Remark
	MHz	dB	dB/m	dB	dBuV	dBuV/m	dBuV/m	dB	
1	1238.483	3.65	24.48	37.59	40.78	31.32	74.00	-42.68	peak
2	1578.822	4.17	26.25	36.68	40.74	34.48	74.00	-39.52	peak
3	4316.859	7.00	33.60	34.55	37.47	43.52	74.00	-30.48	peak
4	8866.062	11.69	36.70	35.58	37.86	50.67	68.20	-17.53	peak
5	10460.000	12.76	37.50	35.78	37.72	52.20	68.20	-16.00	peak
6	15690.000	14.28	41.09	37.53	35.36	53.20	74.00	-20.80	peak



Test Mode: 17; Polarity: Vertical; Modulation:802.11ac; Bandwidth:40MHz; Channel:High

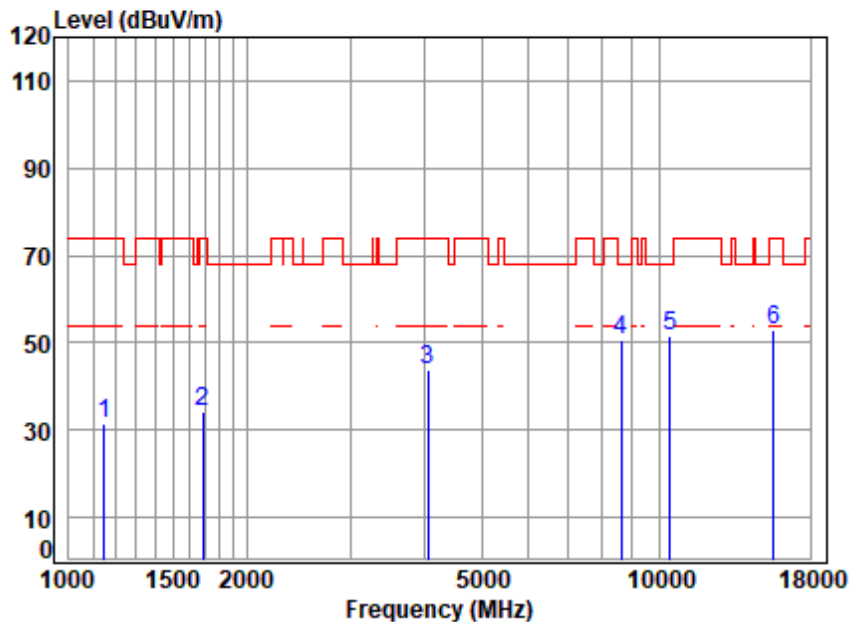


Site : chamber  
Condition: 3m VERTICAL  
Job No : 02410AT/02412AT  
Mode : 5230 TX RSE  
Note : 5G WIFI 11AC40

	Freq	Cable Loss	Ant Factor	Preamp Factor	Read Level	Level	Limit Line	Over Limit	Remark
	MHz	dB	dB/m	dB	dBuV	dBuV/m	dBuV/m	dB	
1	1238.483	3.65	24.48	37.59	40.77	31.31	74.00	-42.69	peak
2	1663.137	4.28	26.73	36.48	39.46	33.99	74.00	-40.01	peak
3	4392.376	7.05	33.52	34.60	38.13	44.10	74.00	-29.90	peak
4	8738.852	11.47	36.70	35.65	38.29	50.81	68.20	-17.39	peak
5	10460.000	12.76	37.50	35.78	37.76	52.24	68.20	-15.96	peak
6	15690.000	14.28	41.09	37.53	35.65	53.49	74.00	-20.51	peak



Test Mode: 17; Polarity: Horizontal; Modulation:802.11ac; Bandwidth:80MHz; Channel:middle

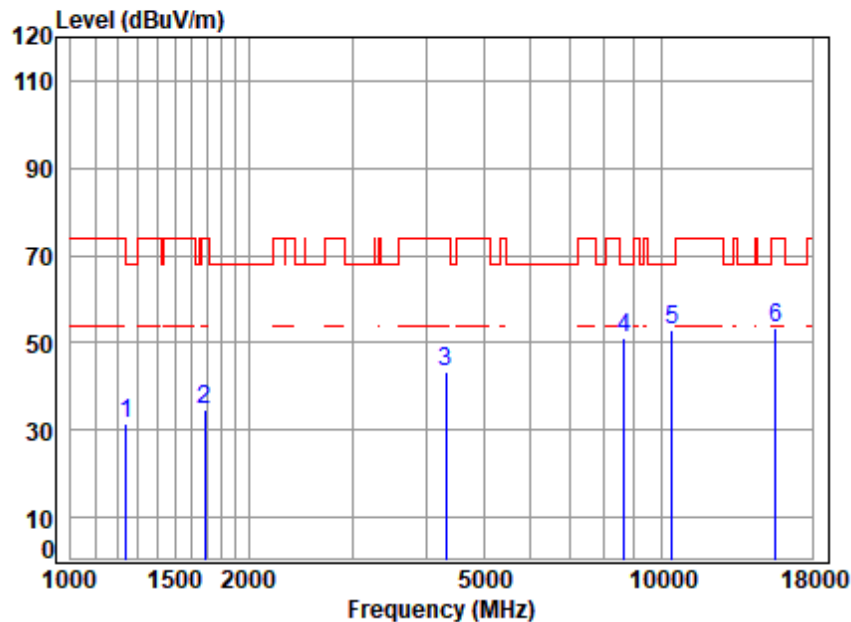


Site : chamber  
 Condition: 3m HORIZONTAL  
 Job No : 02410AT/02412AT  
 Mode : 5210 TX RSE  
 Note : 5G WIFI 11AC80

	Freq	Cable Loss	Ant Factor	Preamp Factor	Read Level	Level	Limit	Over	Remark
	MHz	dB	dB/m	dB	dBuV	dBuV/m	dBuV/m	dB	
1	1148.823	3.49	24.20	37.88	41.67	31.48	74.00	-42.52	peak
2	1687.347	4.31	26.77	36.43	39.59	34.24	74.00	-39.76	peak
3	4062.629	6.83	32.93	34.38	38.23	43.61	74.00	-30.39	peak
4	8613.468	11.24	36.60	35.72	38.60	50.72	68.20	-17.48	peak
5	10420.000	12.75	37.50	35.76	37.09	51.58	68.20	-16.62	peak
6	15630.000	14.26	41.03	37.50	35.07	52.86	74.00	-21.14	peak



Test Mode: 17; Polarity: Vertical; Modulation:802.11ac; Bandwidth:80MHz; Channel:middle



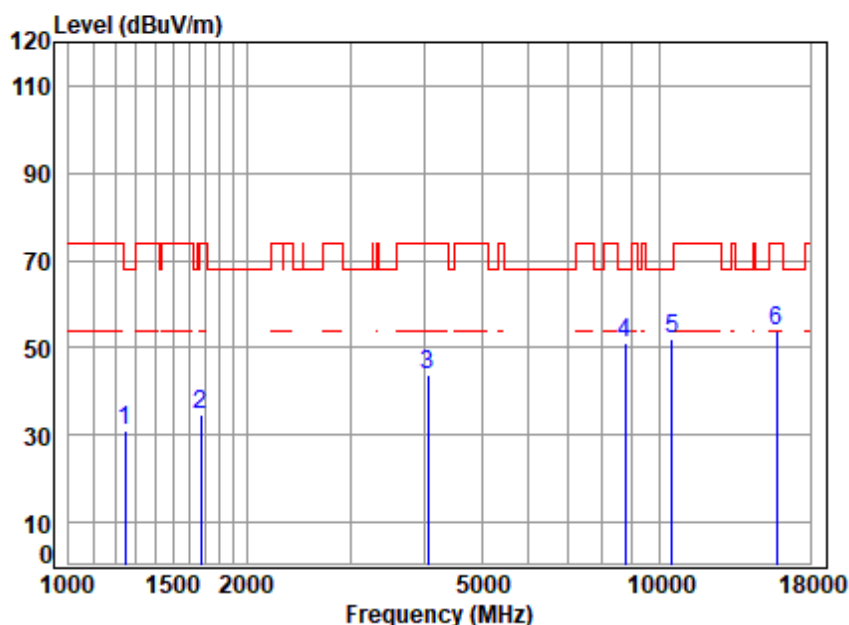
Site : chamber  
Condition: 3m VERTICAL  
Job No : 02410AT/02412AT  
Mode : 5210 TX RSE  
Note : 5G WIFI 11AC80

	Freq	Cable Loss	Ant Factor	Preamp Factor	Read Level	Level	Limit	Over Limit	Remark
	MHz	dB	dB/m	dB	dBuV	dBuV/m	dBuV/m	dB	
1	1242.068	3.66	24.48	37.58	41.14	31.70	68.20	-36.50	peak
2	1687.347	4.31	26.77	36.43	39.93	34.58	74.00	-39.42	peak
3	4316.859	7.00	33.60	34.55	37.43	43.48	74.00	-30.52	peak
4	8663.404	11.33	36.63	35.69	38.63	50.90	68.20	-17.30	peak
5	10420.000	12.75	37.50	35.76	38.23	52.72	68.20	-15.48	peak
6	15630.000	14.26	41.03	37.50	35.55	53.34	74.00	-20.66	peak





Test Mode: 19; Polarity: Horizontal; Modulation:802.11ac; Bandwidth:20MHz; Channel:Low

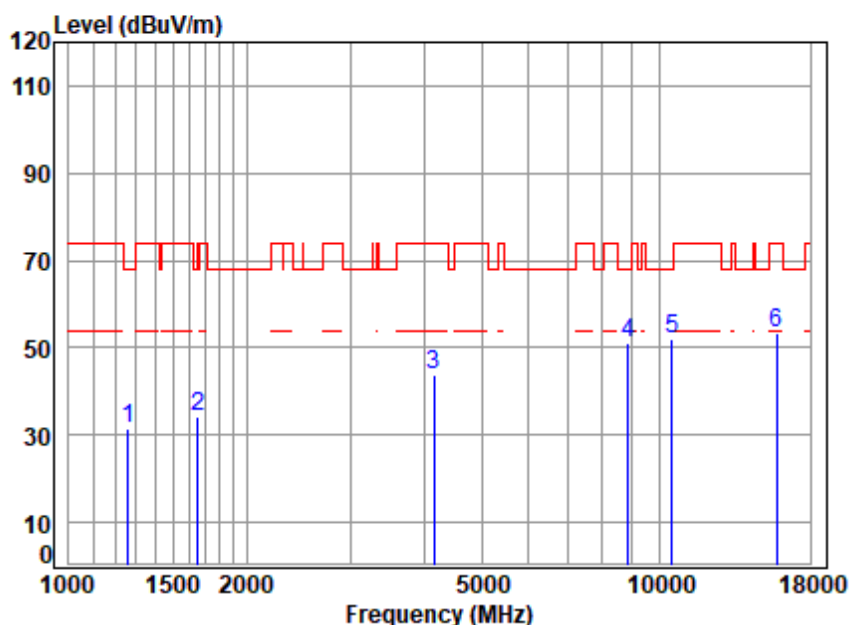


Site : chamber  
Condition: 3m HORIZONTAL  
Job No : 02410AT/02412AT  
Mode : 5260 TX RSE  
Note : 5G WIFI 11AC20

	Freq	Cable Loss	Ant Factor	Preamp Factor	Read Level	Level	Limit	Over	Remark
	MHz	dB	dB/m	dB	dBuV	dBuV/m	dBuV/m	dB	
1	1245.663	3.66	24.49	37.57	40.49	31.07	68.20	-37.13	peak
2	1672.779	4.30	26.75	36.46	40.19	34.78	74.00	-39.22	peak
3	4050.904	6.82	32.90	34.37	38.23	43.58	74.00	-30.42	peak
4	8764.146	11.51	36.70	35.63	38.58	51.16	68.20	-17.04	peak
5	10520.000	12.77	37.52	35.80	37.68	52.17	68.20	-16.03	peak
6	15780.000	14.31	41.26	37.56	35.65	53.66	74.00	-20.34	peak



Test Mode: 19; Polarity: Vertical; Modulation:802.11ac; Bandwidth:20MHz; Channel:Low

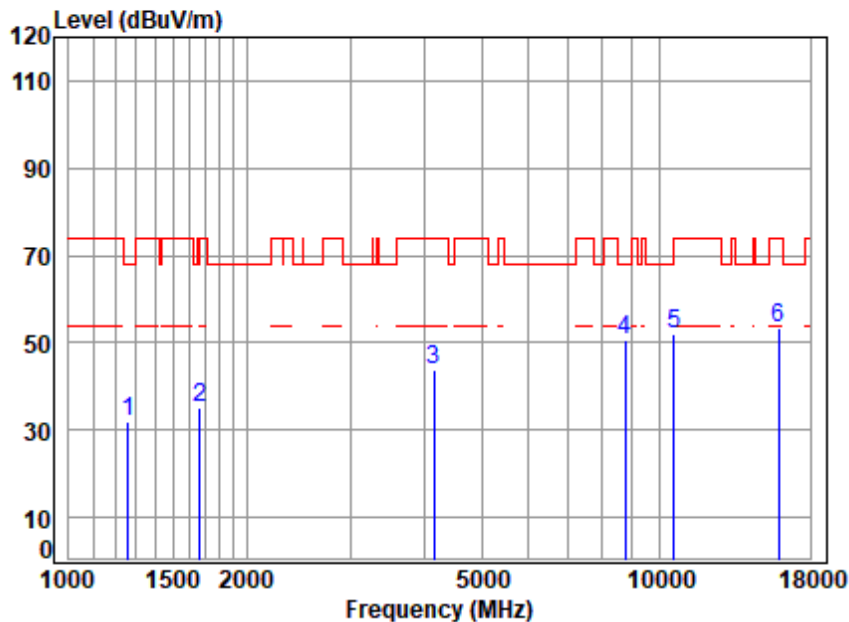


Site : chamber  
Condition: 3m VERTICAL  
Job No : 02410AT/02412AT  
Mode : 5260 TX RSE  
Note : 5G WIFI 11AC20

		Cable	Ant	Preamp	Read		Limit	Over	
	Freq	Loss	Factor	Factor	Level	Level	Line	Limit	Remark
	MHz	dB	dB/m	dB	dBuV	dBuV/m	dBuV/m	dB	
1	1260.149	3.69	24.54	37.53	40.72	31.42	68.20	-36.78	peak
2	1653.550	4.27	26.71	36.51	39.97	34.44	68.20	-33.76	peak
3	4145.664	6.88	33.09	34.43	38.16	43.70	74.00	-30.30	peak
4	8840.473	11.64	36.70	35.59	38.36	51.11	68.20	-17.09	peak
5	10520.000	12.77	37.52	35.80	37.68	52.17	68.20	-16.03	peak
6	15780.000	14.31	41.26	37.56	35.57	53.58	74.00	-20.42	peak



Test Mode: 19; Polarity: Horizontal; Modulation:802.11ac; Bandwidth:20MHz; Channel:middle

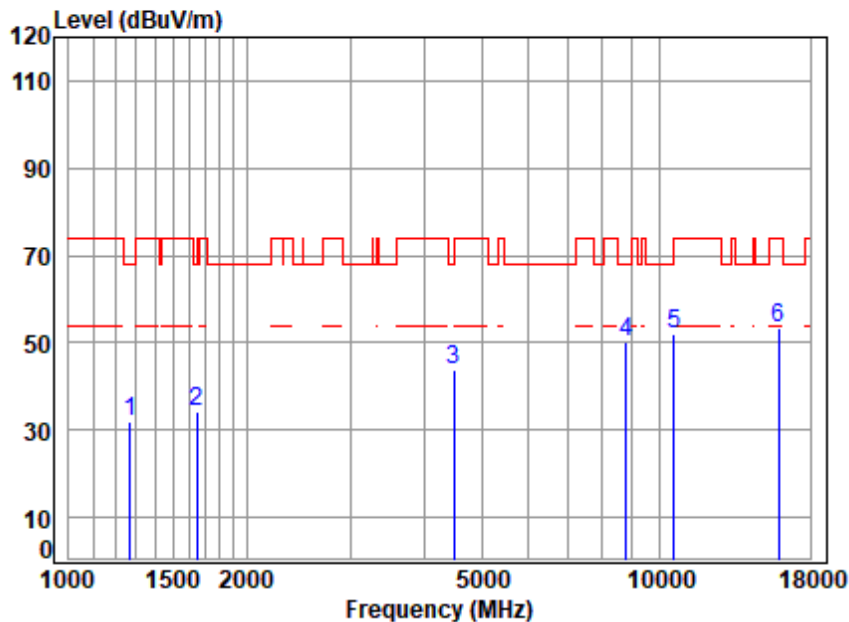


Site : chamber  
Condition: 3m HORIZONTAL  
Job No : 02410AT/02412AT  
Mode : 5300 TX RSE  
Note : 5G WIFI 11AC20

	Freq	Cable Loss	Ant Factor	Preamp Factor	Read Level	Level	Limit	Over Limit	Remark
	MHz	dB	dB/m	dB	dBuV	dBuV/m	dBuV/m	dB	
1	1260.149	3.69	24.54	37.53	41.38	32.08	68.20	-36.12	peak
2	1667.951	4.29	26.74	36.47	40.76	35.32	74.00	-38.68	peak
3	4145.664	6.88	33.09	34.43	38.31	43.85	74.00	-30.15	peak
4	8738.852	11.47	36.70	35.65	37.99	50.51	68.20	-17.69	peak
5	10600.000	12.80	37.60	35.84	37.40	51.96	68.20	-16.24	peak
6	15900.000	14.35	41.50	37.61	35.14	53.38	74.00	-20.62	peak



Test Mode: 19; Polarity: Vertical; Modulation:802.11ac; Bandwidth:20MHz; Channel:middle



Site : chamber  
 Condition: 3m VERTICAL  
 Job No : 02410AT/02412AT  
 Mode : 5300 TX RSE  
 Note : 5G WIFI 11AC20

	Freq	Cable Loss	Ant Factor	Preamp Factor	Read Level	Level	Limit Line	Over Limit	Remark
	MHz	dB	dB/m	dB	dBuV	dBuV/m	dBuV/m	dB	
1	1271.123	3.71	24.59	37.50	41.16	31.96	68.20	-36.24	peak
2	1648.778	4.26	26.70	36.52	39.97	34.41	68.20	-33.79	peak
3	4482.150	7.11	33.50	34.66	37.85	43.80	68.20	-24.40	peak
4	8789.516	11.55	36.70	35.62	37.75	50.38	68.20	-17.82	peak
5	10600.000	12.80	37.60	35.84	37.42	51.98	68.20	-16.22	peak
6	15900.000	14.35	41.50	37.61	35.21	53.45	74.00	-20.55	peak

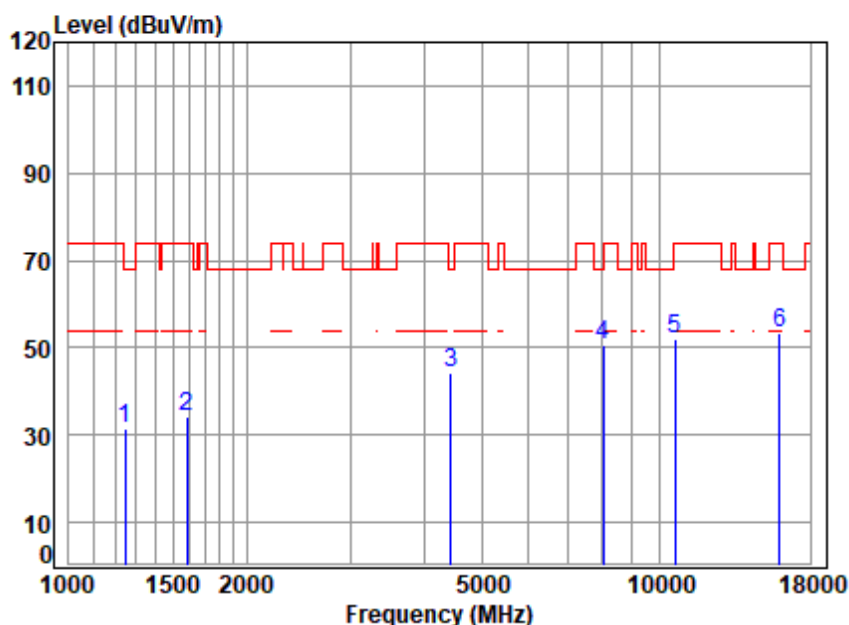


Unless otherwise agreed in writing, this document is issued by the Company subject to its General Conditions of Service printed overleaf, available on request or accessible at <https://www.sgs.com/en/Terms-and-Conditions>. Attention is drawn to the limitation of liability, indemnification and jurisdiction issues defined therein. Any holder of this document is advised that information contained hereon reflects the Company's findings at the time of its intervention only and within the limits of Client's instructions, if any. The Company's sole responsibility is to its Client and this document does not exonerate parties to a transaction from exercising all their rights and obligations under the transaction documents. This document cannot be reproduced except in full, without prior written approval of the Company. Any unauthorized alteration, forgery or falsification of the content or appearance of this document is unlawful and offenders may be prosecuted to the fullest extent of the law. Unless otherwise stated the results shown in this test report refer only to the sample(s) tested and such sample(s) are retained for 30 days only.

Attention: To check the authenticity of testing /inspection report & certificate, please contact us at telephone: (86-755) 8307 1443, or email: [CN.Doccheck@sgs.com](mailto:CN.Doccheck@sgs.com)  
 No.1 Workshop, M-10, Middle Section, Science & Technology Park, Nanshan District, Shenzhen, Guangdong, China 518057 t (86-755) 26012053 f (86-755) 26710594 www.sgs.com.cn  
 中国·广东·深圳市南山区科技园中区M-10栋1号厂房 邮编: 518057 t (86-755) 26012053 f (86-755) 26710594 sgs.china@sgs.com



Test Mode: 19; Polarity: Horizontal; Modulation:802.11ac; Bandwidth:20MHz; Channel:High

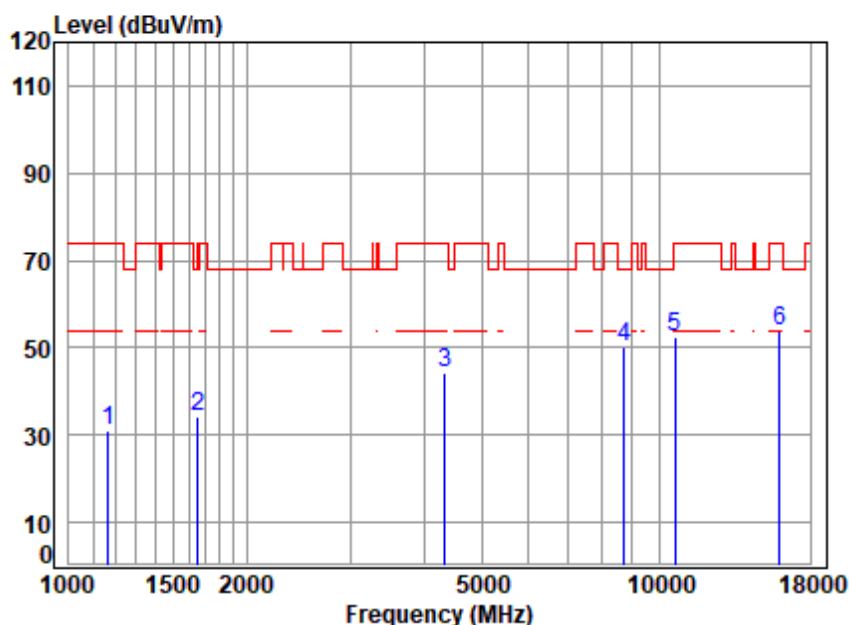


Site : chamber  
Condition: 3m HORIZONTAL  
Job No : 02410AT/02412AT  
Mode : 5320 TX RSE  
Note : 5G WIFI 11AC20

	Freq	Cable Loss	Ant Factor	Preamp Factor	Read Level	Level	Limit Line	Over Limit	Remark
	MHz	dB	dB/m	dB	dBuV	dBuV/m	dBuV/m	dB	
1	1245.663	3.66	24.49	37.57	40.76	31.34	68.20	-36.86	peak
2	1583.392	4.18	26.30	36.67	40.51	34.32	74.00	-39.68	peak
3	4430.628	7.08	33.50	34.63	38.16	44.11	68.20	-24.09	peak
4	8036.214	10.17	36.20	36.07	40.18	50.48	74.00	-23.52	peak
5	10640.000	12.81	37.60	35.85	37.53	52.09	74.00	-21.91	peak
6	15960.000	14.37	41.56	37.63	34.92	53.22	74.00	-20.78	peak



Test Mode: 19; Polarity: Vertical; Modulation:802.11ac; Bandwidth:20MHz; Channel:High

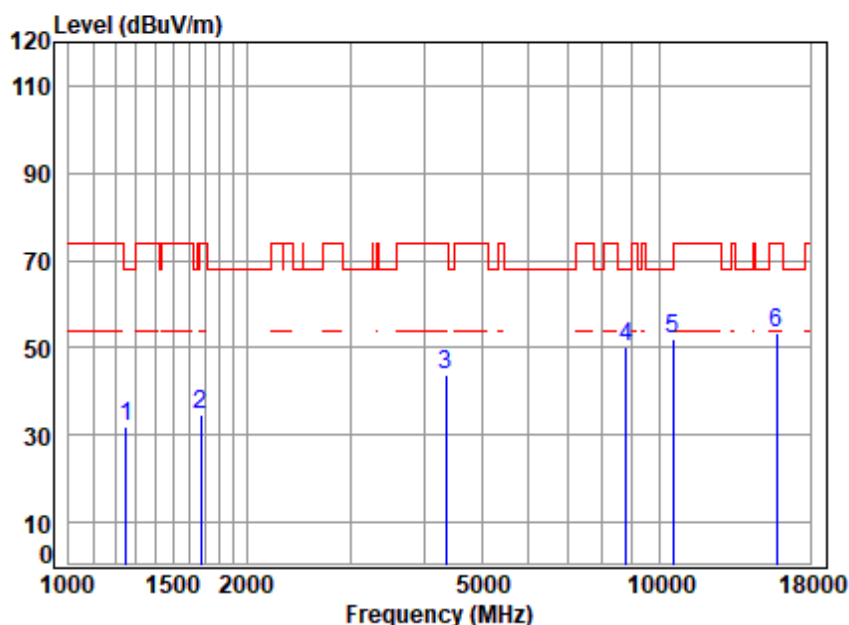


Site : chamber  
Condition: 3m VERTICAL  
Job No : 02410AT/02412AT  
Mode : 5320 TX RSE  
Note : 5G WIFI 11AC20

	Freq	Cable Loss	Ant Factor	Preamp Factor	Read Level	Level	Limit Line	Over Limit	Remark
	MHz	dB	dB/m	dB	dBuV	dBuV/m	dBuV/m	dB	
1	1165.546	3.52	24.26	37.82	40.96	30.92	74.00	-43.08	peak
2	1653.550	4.27	26.71	36.51	39.60	34.07	68.20	-34.13	peak
3	4341.886	7.02	33.60	34.57	38.23	44.28	74.00	-29.72	peak
4 q	8713.630	11.42	36.70	35.66	37.69	50.15	68.20	-18.05	peak
5	10640.000	12.81	37.60	35.85	37.83	52.39	74.00	-21.61	peak
6	15960.000	14.37	41.56	37.63	35.43	53.73	74.00	-20.27	peak



Test Mode: 19; Polarity: Horizontal; Modulation:802.11ac; Bandwidth:40MHz; Channel:Low



Site : chamber  
 Condition: 3m HORIZONTAL  
 Job No : 02410AT/02412AT  
 Mode : 5270 TX RSE  
 Note : 5G WIFI 11AC40

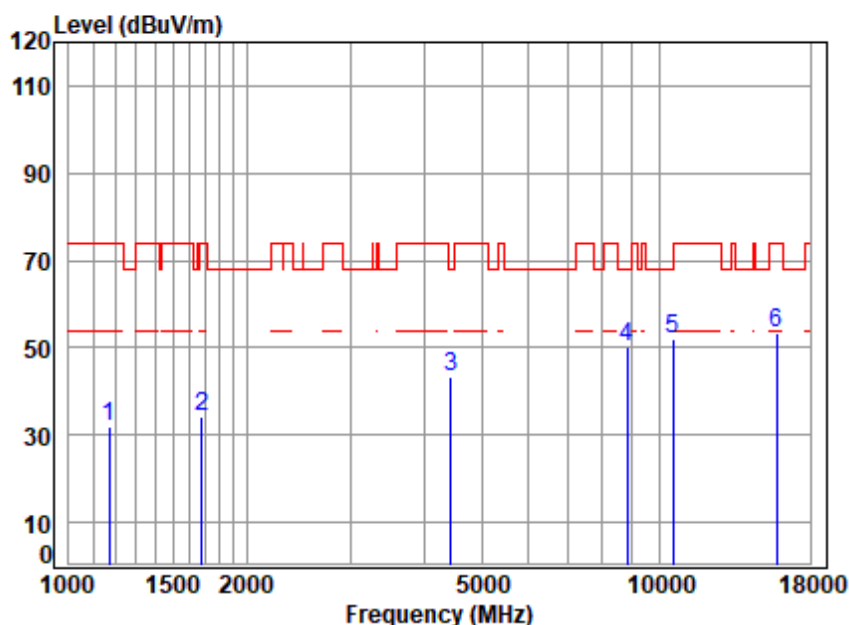
	Freq	Cable Loss	Ant Factor	Preamp Factor	Read Level	Level	Limit Line	Over Limit	Remark
	MHz	dB	dB/m	dB	dBuV	dBuV/m	dBuV/m	dB	
1	1252.885	3.67	24.51	37.55	41.46	32.09	68.20	-36.11	peak
2	1672.779	4.30	26.75	36.46	40.14	34.73	74.00	-39.27	peak
3	4354.454	7.03	33.59	34.58	37.66	43.70	74.00	-30.30	peak
4	8789.516	11.55	36.70	35.62	37.36	49.99	68.20	-18.21	peak
5	10540.000	12.78	37.54	35.81	37.42	51.93	68.20	-16.27	peak
6	15810.000	14.32	41.32	37.58	35.46	53.52	74.00	-20.48	peak



Unless otherwise agreed in writing, this document is issued by the Company subject to its General Conditions of Service printed overleaf, available on request or accessible at <https://www.sgs.com/en/Terms-and-Conditions>. Attention is drawn to the limitation of liability, indemnification and jurisdiction issues defined therein. Any holder of this document is advised that information contained hereon reflects the Company's findings at the time of its intervention only and within the limits of Client's instructions, if any. The Company's sole responsibility is to its Client and this document does not exonerate parties to a transaction from exercising all their rights and obligations under the transaction documents. This document cannot be reproduced except in full, without prior written approval of the Company. Any unauthorized alteration, forgery or falsification of the content or appearance of this document is unlawful and offenders may be prosecuted to the fullest extent of the law. Unless otherwise stated the results shown in this test report refer only to the sample(s) tested and such sample(s) are retained for 30 days only.

Attention: To check the authenticity of testing /inspection report & certificate, please contact us at telephone: (86-755) 8307 1443, or email: [CN.Doccheck@sgs.com](mailto:CN.Doccheck@sgs.com)  
 No.1 Workshop, M-10, Middle Section, Science & Technology Park, Nanshan District, Shenzhen, Guangdong, China 518057 t (86-755) 26012053 f (86-755) 26710594 www.sgs.com.cn  
 中国·广东·深圳市南山区科技园中区M-10栋1号厂房 邮编: 518057 t (86-755) 26012053 f (86-755) 26710594 sgs.china@sgs.com

Test Mode: 19; Polarity: Vertical; Modulation:802.11ac; Bandwidth:40MHz; Channel:Low



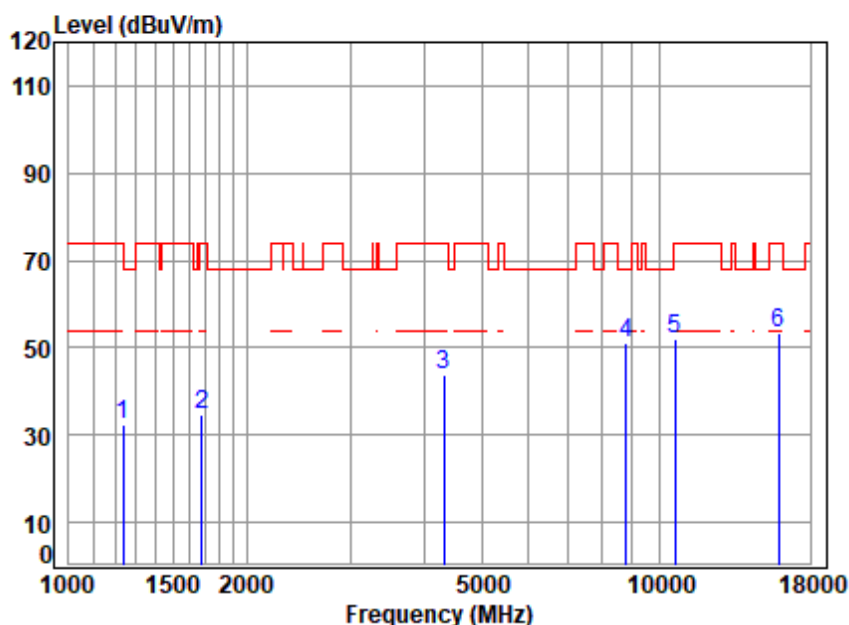
Site : chamber  
 Condition: 3m VERTICAL  
 Job No : 02410AT/02412AT  
 Mode : 5270 TX RSE  
 Note : 5G WIFI 11AC40

	Freq	Cable Loss	Ant Factor	Preamp Factor	Read Level	Level	Limit Line	Over Limit	Remark
	MHz	dB	dB/m	dB	dBuV	dBuV/m	dBuV/m	dB	
1	1172.303	3.53	24.29	37.80	41.98	32.00	74.00	-42.00	peak
2	1682.477	4.31	26.77	36.44	39.59	34.23	74.00	-39.77	peak
3	4430.628	7.08	33.50	34.63	37.52	43.47	68.20	-24.73	peak
4	8814.957	11.60	36.70	35.60	37.71	50.41	68.20	-17.79	peak
5	10540.000	12.78	37.54	35.81	37.67	52.18	68.20	-16.02	peak
6	15810.000	14.32	41.32	37.58	35.44	53.50	74.00	-20.50	peak





Test Mode: 19; Polarity: Horizontal; Modulation:802.11ac; Bandwidth:40MHz; Channel:High

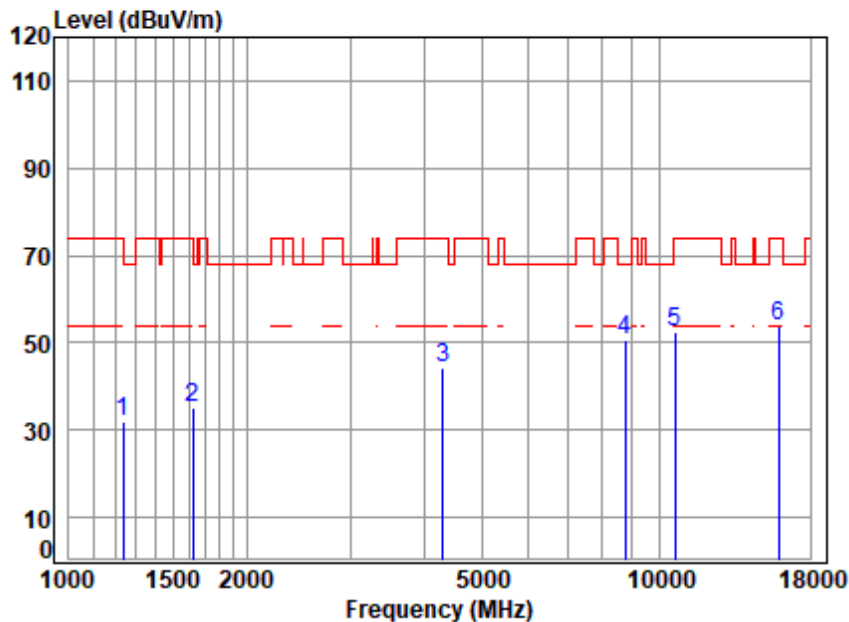


Site : chamber  
 Condition: 3m HORIZONTAL  
 Job No : 02410AT/02412AT  
 Mode : 5310 TX RSE  
 Note : 5G WIFI 11AC40

	Freq	Cable Loss	Ant Factor	Preamp Factor	Read Level	Level	Limit Line	Over Limit	Remark
	MHz	dB	dB/m	dB	dBuV	dBuV/m	dBuV/m	dB	
1	1238.483	3.65	24.48	37.59	42.01	32.55	74.00	-41.45	peak
2	1677.621	4.30	26.76	36.45	39.89	34.50	74.00	-39.50	peak
3	4316.859	7.00	33.60	34.55	37.54	43.59	74.00	-30.41	peak
4 q	8789.516	11.55	36.70	35.62	38.25	50.88	68.20	-17.32	peak
5	10620.000	12.80	37.60	35.85	37.37	51.92	74.00	-22.08	peak
6	15930.000	14.36	41.53	37.62	35.29	53.56	74.00	-20.44	peak



Test Mode: 19; Polarity: Vertical; Modulation:802.11ac; Bandwidth:40MHz; Channel:High

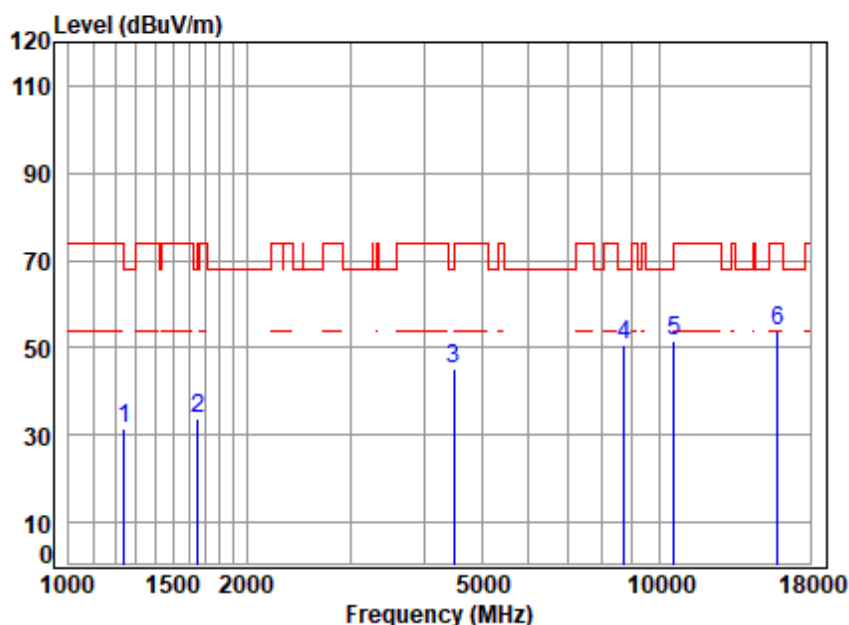


Site : chamber  
 Condition: 3m VERTICAL  
 Job No : 02410AT/02412AT  
 Mode : 5310 TX RSE  
 Note : 5G WIFI 11AC40

	Freq	Cable Loss	Ant Factor	Preamp Factor	Read Level	Level	Limit Line	Over Limit	Remark
	MHz	dB	dB/m	dB	dBuV	dBuV/m	dBuV/m	dB	
1	1238.483	3.65	24.48	37.59	41.38	31.92	74.00	-42.08	peak
2	1620.431	4.23	26.58	36.58	40.75	34.98	74.00	-39.02	peak
3	4304.400	6.99	33.60	34.54	38.13	44.18	74.00	-29.82	peak
4 q	8738.852	11.47	36.70	35.65	38.08	50.60	68.20	-17.60	peak
5	10620.000	12.80	37.60	35.85	37.81	52.36	74.00	-21.64	peak
6	15930.000	14.36	41.53	37.62	35.37	53.64	74.00	-20.36	peak



Test Mode: 19; Polarity: Horizontal; Modulation:802.11ac; Bandwidth:80MHz; Channel:middle

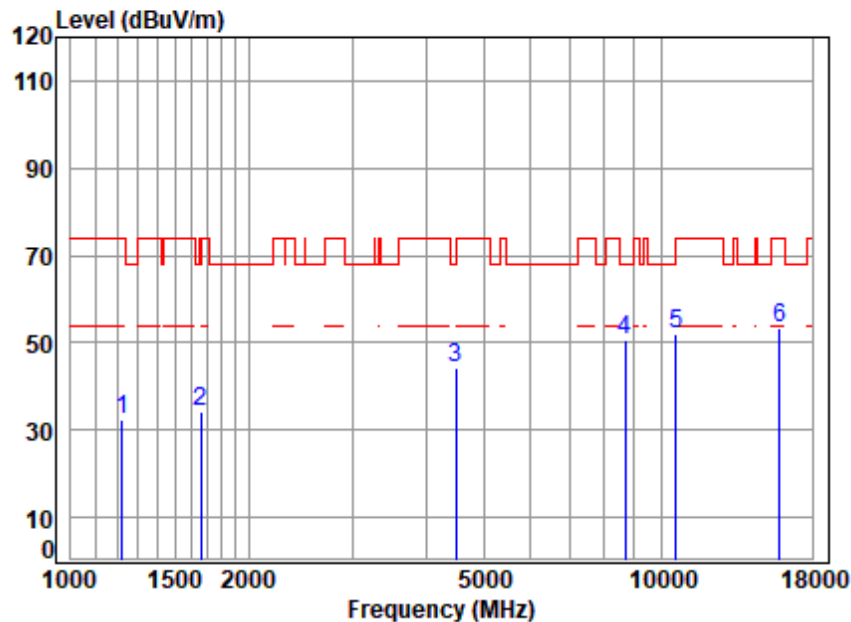


Site : chamber  
 Condition: 3m HORIZONTAL  
 Job No : 02410AT/02412AT  
 Mode : 5290 TX RSE  
 Note : 5G WIFI 11AC80

	Freq	Cable Loss	Ant Factor	Preamp Factor	Read Level	Level	Limit Line	Over Limit	Remark
	MHz	dB	dB/m	dB	dBuV	dBuV/m	dBuV/m	dB	
1	1242.068	3.66	24.48	37.58	41.00	31.56	68.20	-36.64	peak
2	1653.550	4.27	26.71	36.51	39.52	33.99	68.20	-34.21	peak
3	4495.125	7.12	33.50	34.67	39.23	45.18	68.20	-23.02	peak
4	8713.630	11.42	36.70	35.66	38.23	50.69	68.20	-17.51	peak
5	10580.000	12.79	37.58	35.83	37.04	51.58	68.20	-16.62	peak
6	15870.000	14.34	41.44	37.60	35.49	53.67	74.00	-20.33	peak



Test Mode: 19; Polarity: Vertical; Modulation:802.11ac; Bandwidth:80MHz; Channel:middle



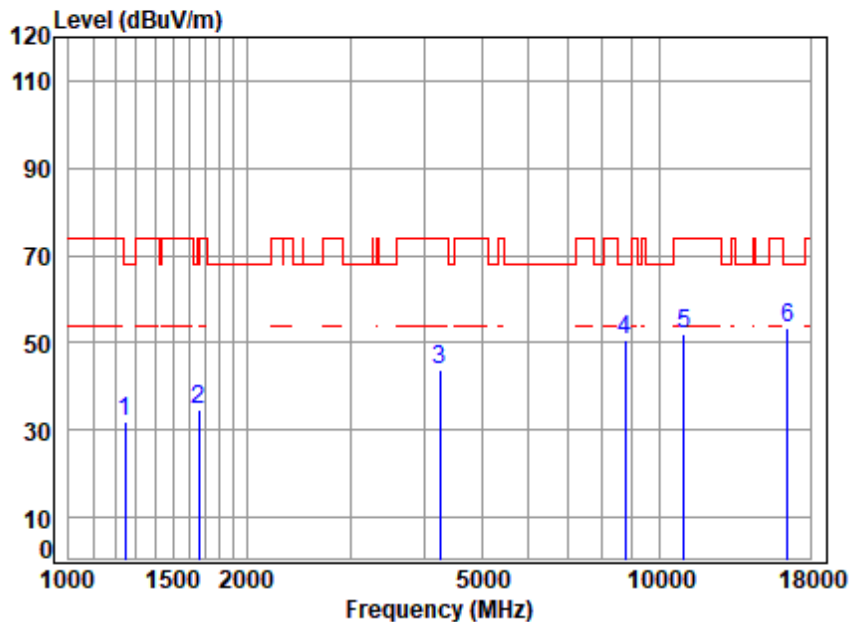
Site : chamber  
Condition: 3m VERTICAL  
Job No : 02410AT/02412AT  
Mode : 5290 TX RSE  
Note : 5G WIFI 11AC80

	Freq	Cable Loss	Ant Factor	Preamp Factor	Read Level	Level	Limit Line	Over Limit	Remark
	MHz	dB	dB/m	dB	dBuV	dBuV/m	dBuV/m	dB	
1	1224.247	3.62	24.45	37.64	41.75	32.18	74.00	-41.82	peak
2	1663.137	4.28	26.73	36.48	39.65	34.18	74.00	-39.82	peak
3	4495.125	7.12	33.50	34.67	38.40	44.35	68.20	-23.85	peak
4	8688.480	11.38	36.68	35.68	38.11	50.49	68.20	-17.71	peak
5	10580.000	12.79	37.58	35.83	37.44	51.98	68.20	-16.22	peak
6	15870.000	14.34	41.44	37.60	35.40	53.58	74.00	-20.42	peak





Test Mode: 21; Polarity: Horizontal; Modulation:802.11ac; Bandwidth:20MHz; Channel:Low

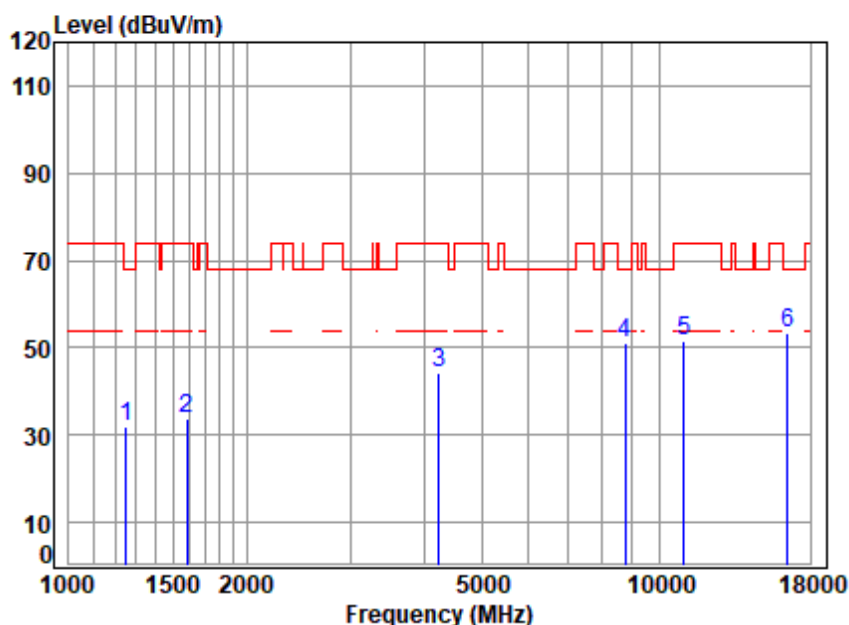


Site : chamber  
 Condition: 3m HORIZONTAL  
 Job No : 02410AT/02412AT  
 Mode : 5500 TX RSE  
 Note : 5G WIFI 11AC20

	Freq	Cable Loss	Ant Factor	Preamp Factor	Read Level	Level	Limit Line	Over Limit	Remark
	MHz	dB	dB/m	dB	dBuV	dBuV/m	dBuV/m	dB	
1	1245.663	3.66	24.49	37.57	41.53	32.11	68.20	-36.09	peak
2	1663.137	4.28	26.73	36.48	40.28	34.81	74.00	-39.19	peak
3	4242.641	6.95	33.57	34.50	37.99	44.01	74.00	-29.99	peak
4	8738.852	11.47	36.70	35.65	38.19	50.71	68.20	-17.49	peak
5	11000.000	12.90	37.70	36.00	37.47	52.07	74.00	-21.93	peak
6	16500.000	14.47	42.40	37.56	34.01	53.32	68.20	-14.88	peak



Test Mode: 21; Polarity: Vertical; Modulation:802.11ac; Bandwidth:20MHz; Channel:Low

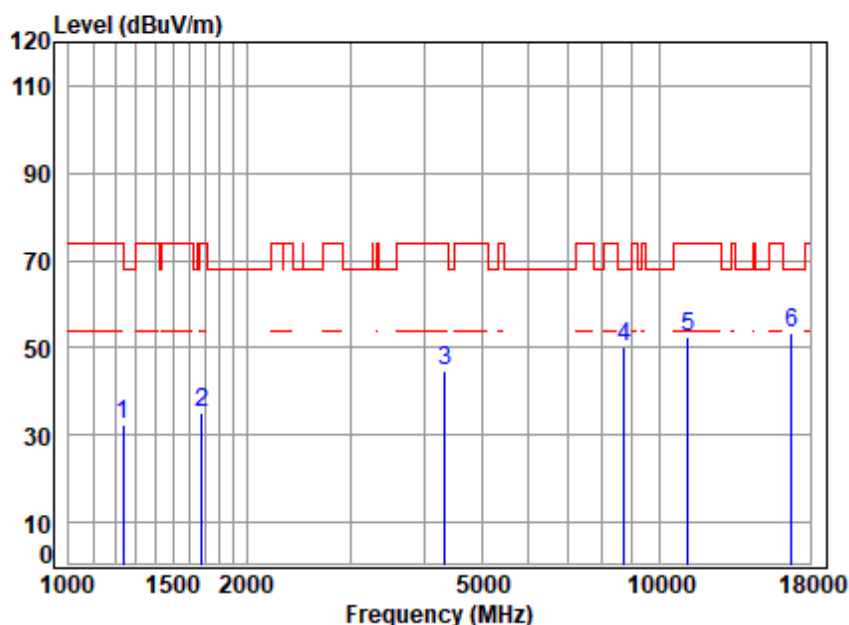


Site : chamber  
 Condition: 3m VERTICAL  
 Job No : 02410AT/02412AT  
 Mode : 5500 TX RSE  
 Note : 5G WIFI 11AC20

	Freq	Cable Loss	Ant Factor	Preamp Factor	Read Level	Level	Limit Line	Over Limit	Remark
	MHz	dB	dB/m	dB	dBuV	dBuV/m	dBuV/m	dB	
1	1249.269	3.67	24.50	37.56	41.19	31.80	68.20	-36.40	peak
2	1583.392	4.18	26.30	36.67	39.84	33.65	74.00	-40.35	peak
3	4230.396	6.94	33.52	34.49	38.42	44.39	74.00	-29.61	peak
4	8738.852	11.47	36.70	35.65	38.57	51.09	68.20	-17.11	peak
5	11000.000	12.90	37.70	36.00	37.12	51.72	74.00	-22.28	peak
6	16500.000	14.47	42.40	37.56	34.03	53.34	68.20	-14.86	peak



Test Mode: 21; Polarity: Horizontal; Modulation:802.11ac; Bandwidth:20MHz; Channel:middle

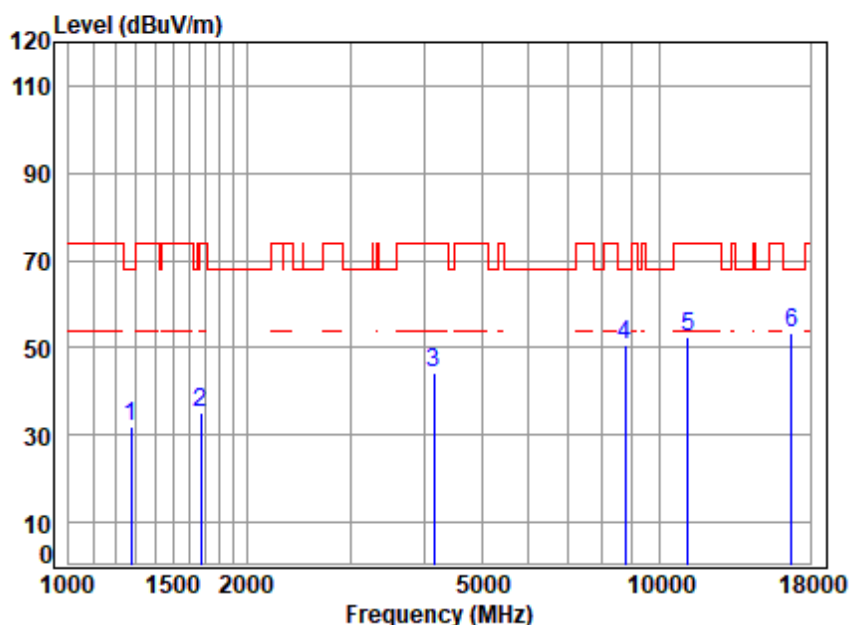


Site : chamber  
Condition: 3m HORIZONTAL  
Job No : 02410AT/02412AT  
Mode : 5580 TX RSE  
Note : 5G WIFI 11AC20

	Freq	Cable Loss	Ant Factor	Preamp Factor	Read Level	Level	Limit	Over Limit	Remark
	MHz	dB	dB/m	dB	dBuV	dBuV/m	dBuV/m	dB	
1	1238.483	3.65	24.48	37.59	41.81	32.35	74.00	-41.65	peak
2	1682.477	4.31	26.77	36.44	40.29	34.93	74.00	-39.07	peak
3	4329.354	7.01	33.60	34.56	38.62	44.67	74.00	-29.33	peak
4	8713.630	11.42	36.70	35.66	37.81	50.27	68.20	-17.93	peak
5	11160.000	12.93	37.80	36.10	37.81	52.44	74.00	-21.56	peak
6	16740.000	14.51	42.80	37.52	33.69	53.48	68.20	-14.72	peak



Test Mode: 21; Polarity: Vertical; Modulation:802.11ac; Bandwidth:20MHz; Channel:middle



Site : chamber  
 Condition: 3m VERTICAL  
 Job No : 02410AT/02412AT  
 Mode : 5580 TX RSE  
 Note : 5G WIFI 11AC20

	Freq	Cable Loss	Ant Factor	Preamp Factor	Read Level	Level	Limit Line	Over Limit	Remark
	MHz	dB	dB/m	dB	dBuV	dBuV/m	dBuV/m	dB	
1	1274.802	3.71	24.60	37.49	41.32	32.14	68.20	-36.06	peak
2	1672.779	4.30	26.75	36.46	40.62	35.21	74.00	-38.79	peak
3	4145.664	6.88	33.09	34.43	38.50	44.04	74.00	-29.96	peak
4	8738.852	11.47	36.70	35.65	38.29	50.81	68.20	-17.39	peak
5	11160.000	12.93	37.80	36.10	37.72	52.35	74.00	-21.65	peak
6	16740.000	14.51	42.80	37.52	33.73	53.52	68.20	-14.68	peak

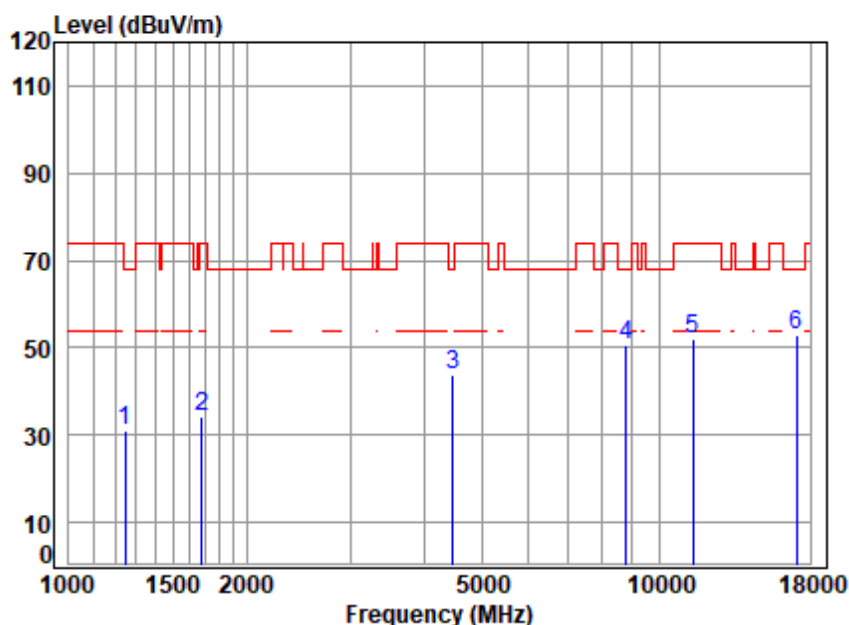


Unless otherwise agreed in writing, this document is issued by the Company subject to its General Conditions of Service printed overleaf, available on request or accessible at <https://www.sgs.com/en/Terms-and-Conditions>. Attention is drawn to the limitation of liability, indemnification and jurisdiction issues defined therein. Any holder of this document is advised that information contained hereon reflects the Company's findings at the time of its intervention only and within the limits of Client's instructions, if any. The Company's sole responsibility is to its Client and this document does not exonerate parties to a transaction from exercising all their rights and obligations under the transaction documents. This document cannot be reproduced except in full, without prior written approval of the Company. Any unauthorized alteration, forgery or falsification of the content or appearance of this document is unlawful and offenders may be prosecuted to the fullest extent of the law. Unless otherwise stated the results shown in this test report refer only to the sample(s) tested and such sample(s) are retained for 30 days only.

Attention: To check the authenticity of testing /inspection report & certificate, please contact us at telephone: (86-755) 8307 1443, or email: [CN.Doccheck@sgs.com](mailto:CN.Doccheck@sgs.com)  
 No.1 Workshop, M-10, Middle Section, Science & Technology Park, Nanshan District, Shenzhen, Guangdong, China 518057 t (86-755) 26012053 f (86-755) 26710594 www.sgs.com.cn  
 中国·广东·深圳市南山区科技园中区M-10栋1号厂房 邮编: 518057 t (86-755) 26012053 f (86-755) 26710594 sgs.china@sgs.com



Test Mode: 21; Polarity: Horizontal; Modulation:802.11ac; Bandwidth:20MHz; Channel:High

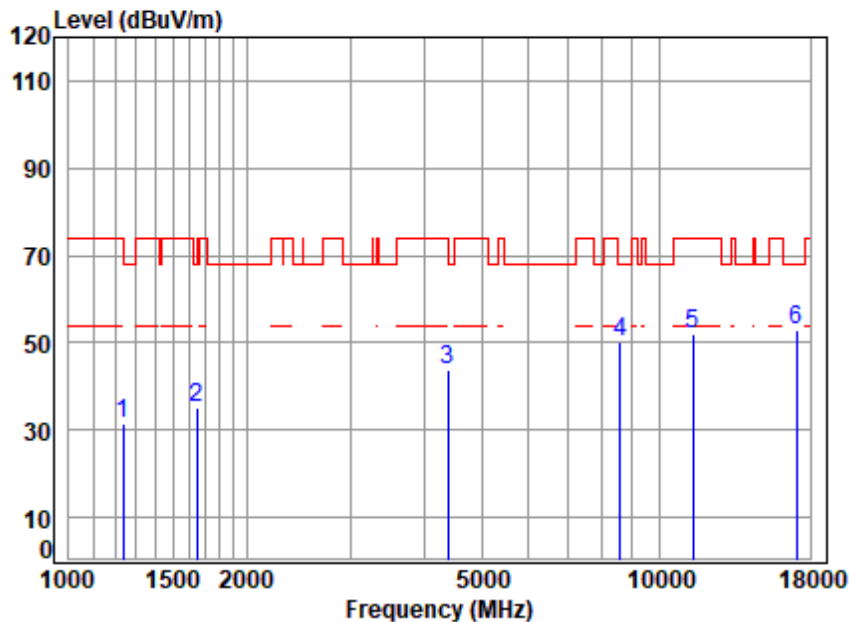


Site : chamber  
Condition: 3m HORIZONTAL  
Job No : 02410AT/02412AT  
Mode : 5700 TX RSE  
Note : 5G WIFI 11AC20

	Freq	Cable Loss	Ant Factor	Preamp Factor	Read Level	Level	Limit Line	Over Limit	Remark
	MHz	dB	dB/m	dB	dBuV	dBuV/m	dBuV/m	dB	
1	1245.663	3.66	24.49	37.57	40.46	31.04	68.20	-37.16	peak
2	1682.477	4.31	26.77	36.44	39.56	34.20	74.00	-39.80	peak
3	4469.214	7.10	33.50	34.65	37.86	43.81	68.20	-24.39	peak
4	8789.516	11.55	36.70	35.62	37.95	50.58	68.20	-17.62	peak
5	11400.000	12.98	37.90	36.24	37.43	52.07	74.00	-21.93	peak
6	17100.000	14.62	43.10	37.47	32.86	53.11	68.20	-15.09	peak



Test Mode: 21; Polarity: Vertical; Modulation:802.11ac; Bandwidth:20MHz; Channel:High

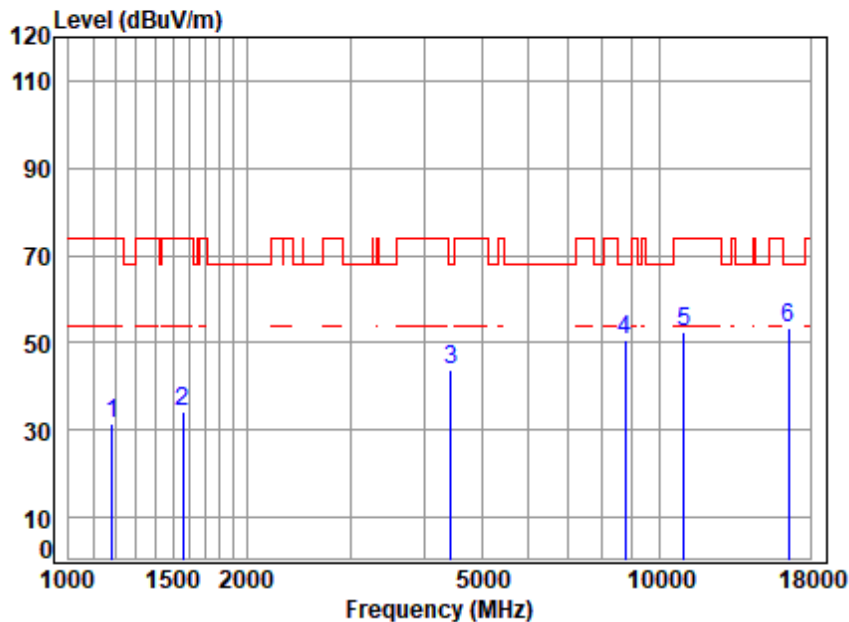


Site : chamber  
 Condition: 3m VERTICAL  
 Job No : 02410AT/02412AT  
 Mode : 5700 TX RSE  
 Note : 5G WIFI 11AC20

	Freq	Cable Loss	Ant Factor	Preamp Factor	Read Level	Level	Limit Line	Over Limit	Remark
	MHz	dB	dB/m	dB	dBuV	dBuV/m	dBuV/m	dB	
1	1238.483	3.65	24.48	37.59	41.02	31.56	74.00	-42.44	peak
2	1648.778	4.26	26.70	36.52	40.72	35.16	68.20	-33.04	peak
3	4379.699	7.04	33.54	34.59	37.75	43.74	74.00	-30.26	peak
4	8588.607	11.20	36.58	35.73	38.35	50.40	68.20	-17.80	peak
5	11400.000	12.98	37.90	36.24	37.30	51.94	74.00	-22.06	peak
6	17100.000	14.62	43.10	37.47	32.81	53.06	68.20	-15.14	peak



Test Mode: 21; Polarity: Horizontal; Modulation:802.11ac; Bandwidth:40MHz; Channel:Low

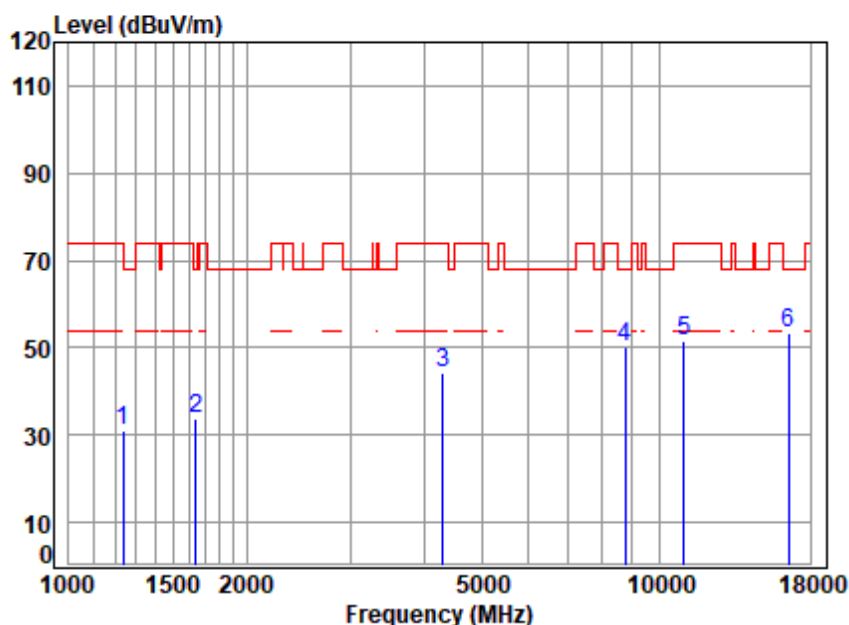


Site : chamber  
Condition: 3m HORIZONTAL  
Job No : 02410AT/02412AT  
Mode : 5510 TX RSE  
Note : 5G WIFI 11AC40

	Freq	Cable Loss	Ant Factor	Preamp Factor	Read Level	Level	Limit	Over Limit	Remark
	MHz	dB	dB/m	dB	dBuV	dBuV/m	dBuV/m	dB	
1	1182.513	3.55	24.33	37.77	41.54	31.65	74.00	-42.35	peak
2	1560.673	4.15	26.03	36.72	40.62	34.08	74.00	-39.92	peak
3	4430.628	7.08	33.50	34.63	37.64	43.59	68.20	-24.61	peak
4	8738.852	11.47	36.70	35.65	38.10	50.62	68.20	-17.58	peak
5	11020.000	12.90	37.72	36.01	37.76	52.37	74.00	-21.63	peak
6	q16530.000	14.48	42.43	37.56	34.14	53.49	68.20	-14.71	peak



Test Mode: 21; Polarity: Vertical; Modulation:802.11ac; Bandwidth:40MHz; Channel:Low



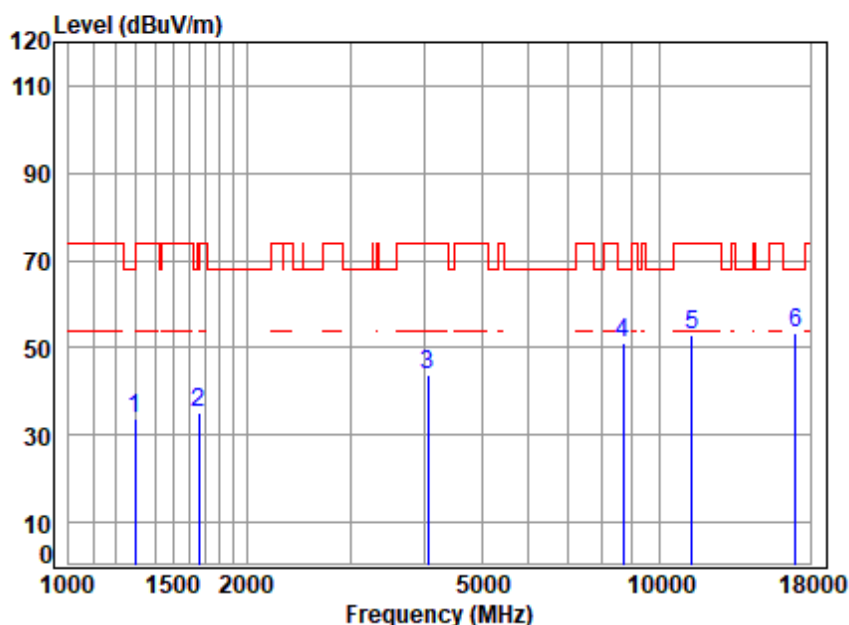
Site : chamber  
 Condition: 3m VERTICAL  
 Job No : 02410AT/02412AT  
 Mode : 5510 TX RSE  
 Note : 5G WIFI 11AC40

	Freq	Cable Loss	Ant Factor	Preamp Factor	Read Level	Level	Limit Line	Over Limit	Remark
	MHz	dB	dB/m	dB	dBuV	dBuV/m	dBuV/m	dB	
1	1238.483	3.65	24.48	37.59	40.70	31.24	74.00	-42.76	peak
2	1644.019	4.26	26.68	36.53	39.25	33.66	68.20	-34.54	peak
3	4304.400	6.99	33.60	34.54	38.14	44.19	74.00	-29.81	peak
4	8764.146	11.51	36.70	35.63	37.52	50.10	68.20	-18.10	peak
5	11020.000	12.90	37.72	36.01	37.08	51.69	74.00	-22.31	peak
6	16530.000	14.48	42.43	37.56	34.19	53.54	68.20	-14.66	peak





Test Mode: 21; Polarity: Horizontal; Modulation:802.11ac; Bandwidth:40MHz; Channel:High

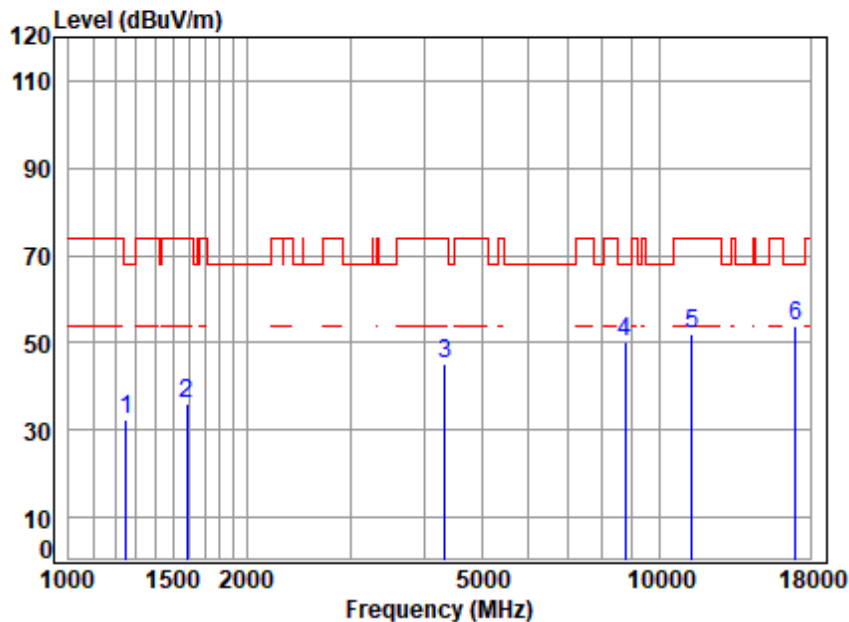


Site : chamber  
Condition: 3m HORIZONTAL  
Job No : 02410AT/02412AT  
Mode : 5670 TX RSE  
Note : 5G WIFI 11AC40

		Cable	Ant	Preamp	Read		Limit	Over	
	Freq	Loss	Factor	Factor	Level	Level	Line	Limit	Remark
	MHz	dB	dB/m	dB	dBuV	dBuV/m	dBuV/m	dB	
1	1297.103	3.75	24.69	37.42	42.61	33.63	68.20	-34.57	peak
2	1663.137	4.28	26.73	36.48	40.78	35.31	74.00	-38.69	peak
3	4062.629	6.83	32.93	34.38	38.34	43.72	74.00	-30.28	peak
4	8688.480	11.38	36.68	35.68	38.88	51.26	68.20	-16.94	peak
5	11340.000	12.97	37.84	36.20	38.11	52.72	74.00	-21.28	peak
6	q17010.000	14.57	42.92	37.48	33.44	53.45	68.20	-14.75	peak



Test Mode: 21; Polarity: Vertical; Modulation:802.11ac; Bandwidth:40MHz; Channel:High

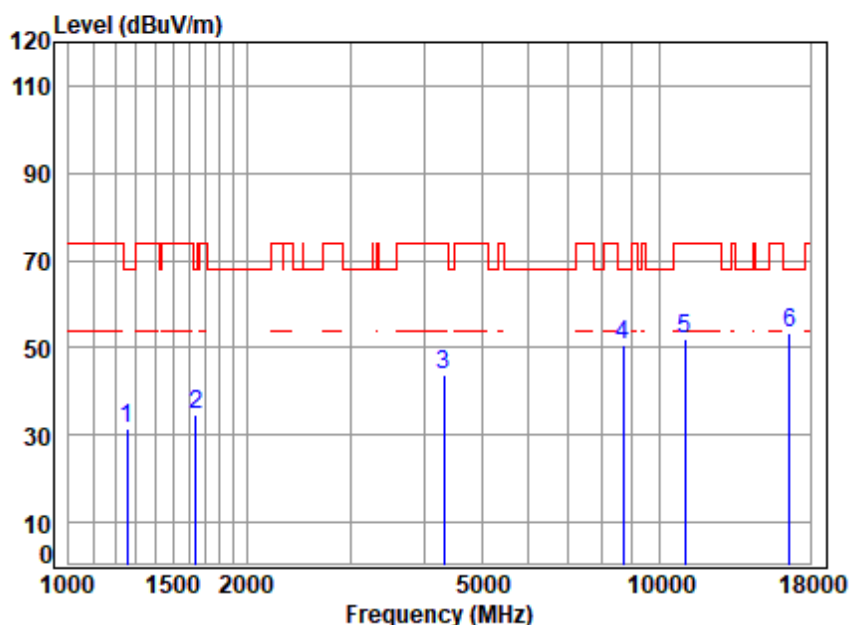


Site : chamber  
 Condition: 3m VERTICAL  
 Job No : 02410AT/02412AT  
 Mode : 5670 TX RSE  
 Note : 5G WIFI 11AC40

	Freq	Cable Loss	Ant Factor	Preamp Factor	Read Level	Level	Limit Line	Over Limit	Remark
	MHz	dB	dB/m	dB	dBuV	dBuV/m	dBuV/m	dB	
1	1249.269	3.67	24.50	37.56	41.76	32.37	68.20	-35.83	peak
2	1587.975	4.18	26.36	36.66	42.10	35.98	74.00	-38.02	peak
3	4329.354	7.01	33.60	34.56	39.03	45.08	74.00	-28.92	peak
4	8738.852	11.47	36.70	35.65	37.72	50.24	68.20	-17.96	peak
5	11340.000	12.97	37.84	36.20	37.49	52.10	74.00	-21.90	peak
6	17010.000	14.57	42.92	37.48	33.67	53.68	68.20	-14.52	peak



Test Mode: 21; Polarity: Horizontal; Modulation:802.11ac; Bandwidth:80MHz; Channel:Low

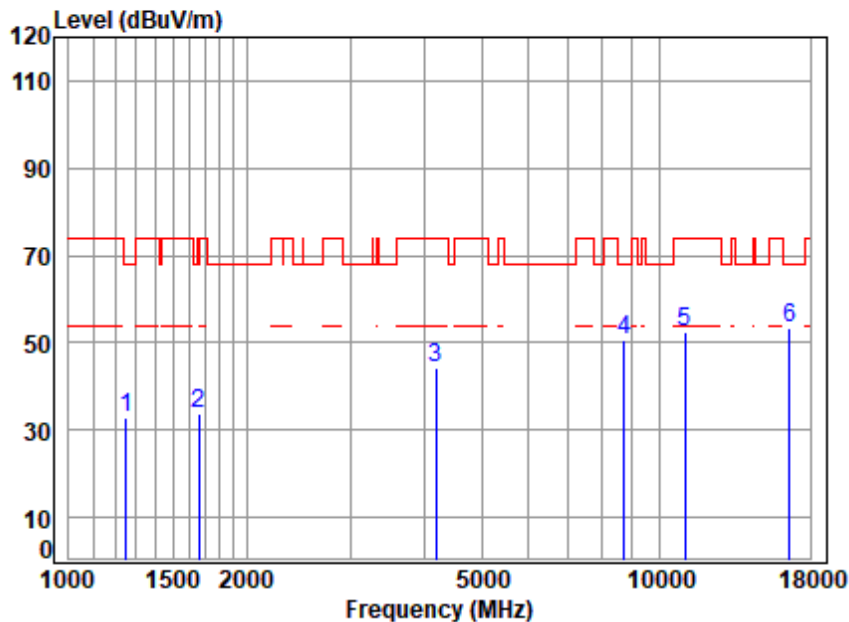


Site : chamber  
 Condition: 3m HORIZONTAL  
 Job No : 02410AT/02412AT  
 Mode : 5530 TX RSE  
 Note : 5G WIFI 11AC80

	Freq	Cable Loss	Ant Factor	Preamp Factor	Read Level	Level	Limit	Over Limit	Remark
	MHz	dB	dB/m	dB	dBuV	dBuV/m	dBuV/m	dB	
1	1256.512	3.68	24.53	37.54	40.72	31.39	68.20	-36.81	peak
2	1644.019	4.26	26.68	36.53	40.18	34.59	68.20	-33.61	peak
3	4316.859	7.00	33.60	34.55	37.58	43.63	74.00	-30.37	peak
4	8688.480	11.38	36.68	35.68	38.28	50.66	68.20	-17.54	peak
5	11060.000	12.91	37.76	36.04	37.40	52.03	74.00	-21.97	peak
6	16590.000	14.49	42.49	37.55	33.89	53.32	68.20	-14.88	peak



Test Mode: 21; Polarity: Vertical; Modulation:802.11ac; Bandwidth:80MHz; Channel:Low



Site : chamber  
 Condition: 3m VERTICAL  
 Job No : 02410AT/02412AT  
 Mode : 5530 TX RSE  
 Note : 5G WIFI 11AC80

	Freq	Cable Loss	Ant Factor	Preamp Factor	Read Level	Level	Limit Line	Over Limit	Remark
	MHz	dB	dB/m	dB	dBuV	dBuV/m	dBuV/m	dB	
1	1249.269	3.67	24.50	37.56	42.12	32.73	68.20	-35.47	peak
2	1663.137	4.28	26.73	36.48	39.37	33.90	74.00	-40.10	peak
3	4181.768	6.91	33.29	34.46	38.56	44.30	74.00	-29.70	peak
4	8713.630	11.42	36.70	35.66	38.41	50.87	68.20	-17.33	peak
5	11060.000	12.91	37.76	36.04	38.05	52.68	74.00	-21.32	peak
6	16590.000	14.49	42.49	37.55	34.18	53.61	68.20	-14.59	peak

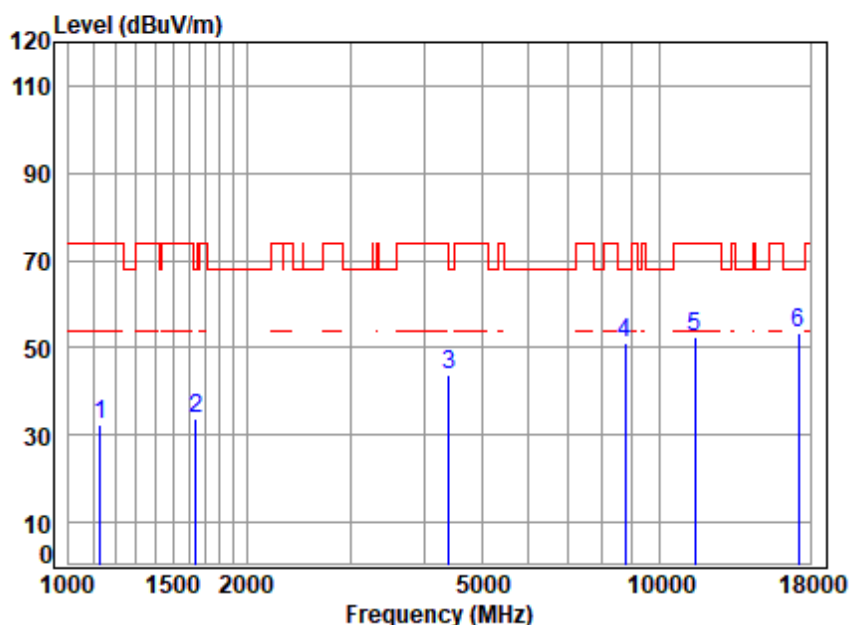


Unless otherwise agreed in writing, this document is issued by the Company subject to its General Conditions of Service printed overleaf, available on request or accessible at <https://www.sgs.com/en/Terms-and-Conditions>. Attention is drawn to the limitation of liability, indemnification and jurisdiction issues defined therein. Any holder of this document is advised that information contained hereon reflects the Company's findings at the time of its intervention only and within the limits of Client's instructions, if any. The Company's sole responsibility is to its Client and this document does not exonerate parties to a transaction from exercising all their rights and obligations under the transaction documents. This document cannot be reproduced except in full, without prior written approval of the Company. Any unauthorized alteration, forgery or falsification of the content or appearance of this document is unlawful and offenders may be prosecuted to the fullest extent of the law. Unless otherwise stated the results shown in this test report refer only to the sample(s) tested and such sample(s) are retained for 30 days only.

Attention: To check the authenticity of testing /inspection report & certificate, please contact us at telephone: (86-755) 8307 1443, or email: [CN.Doccheck@sgs.com](mailto:CN.Doccheck@sgs.com)  
 No.1 Workshop, M-10, Middle Section, Science & Technology Park, Nanshan District, Shenzhen, Guangdong, China 518057 t (86-755) 26012053 f (86-755) 26710594 www.sgs.com.cn  
 中国·广东·深圳市南山区科技园中区M-10栋1号厂房 邮编: 518057 t (86-755) 26012053 f (86-755) 26710594 sgs.china@sgs.com



Test Mode: 23; Polarity: Horizontal; Modulation:802.11ac; Bandwidth:20MHz; Channel:Low



Site : chamber  
 Condition: 3m HORIZONTAL  
 Job No : 02410AT/02412AT  
 Mode : 5745 TX RSE  
 Note : 5G WIFI 11AC20

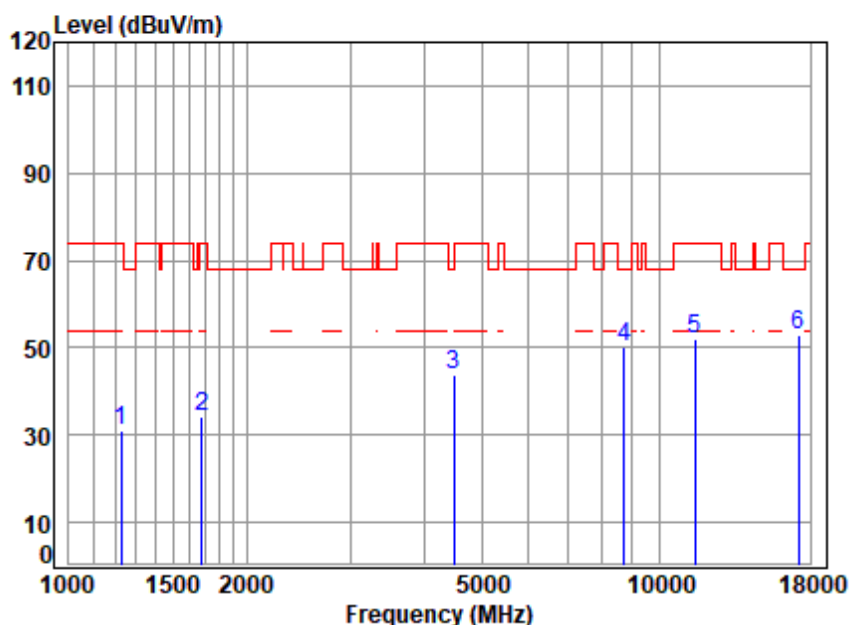
	Freq	Cable Loss	Ant Factor	Preamp Factor	Read Level	Level	Limit Line	Over Limit	Remark
	MHz	dB	dB/m	dB	dBuV	dBuV/m	dBuV/m	dB	
1	1132.340	3.46	24.13	37.93	42.52	32.18	74.00	-41.82	peak
2	1639.274	4.25	26.66	36.54	39.56	33.93	68.20	-34.27	peak
3	4405.090	7.06	33.50	34.61	37.75	43.70	68.20	-24.50	peak
4	8738.852	11.47	36.70	35.65	38.44	50.96	68.20	-17.24	peak
5	11490.000	13.00	37.99	36.29	37.69	52.39	74.00	-21.61	peak
6	17235.000	14.70	43.34	37.46	32.66	53.24	68.20	-14.96	peak



Unless otherwise agreed in writing, this document is issued by the Company subject to its General Conditions of Service printed overleaf, available on request or accessible at <https://www.sgs.com/en/Terms-and-Conditions>. Attention is drawn to the limitation of liability, indemnification and jurisdiction issues defined therein. Any holder of this document is advised that information contained hereon reflects the Company's findings at the time of its intervention only and within the limits of Client's instructions, if any. The Company's sole responsibility is to its Client and this document does not exonerate parties to a transaction from exercising all their rights and obligations under the transaction documents. This document cannot be reproduced except in full, without prior written approval of the Company. Any unauthorized alteration, forgery or falsification of the content or appearance of this document is unlawful and offenders may be prosecuted to the fullest extent of the law. Unless otherwise stated the results shown in this test report refer only to the sample(s) tested and such sample(s) are retained for 30 days only.

Attention: To check the authenticity of testing /inspection report & certificate, please contact us at telephone: (86-755) 8307 1443, or email: [CN.Doccheck@sgs.com](mailto:CN.Doccheck@sgs.com)  
 No.1 Workshop, M-10, Middle Section, Science & Technology Park, Nanshan District, Shenzhen, Guangdong, China 518057 t (86-755) 26012053 f (86-755) 26710594 www.sgs.com.cn  
 中国·广东·深圳市南山区科技园中区M-10栋1号厂房 邮编: 518057 t (86-755) 26012053 f (86-755) 26710594 sgs.china@sgs.com

Test Mode: 23; Polarity: Vertical; Modulation:802.11ac; Bandwidth:20MHz; Channel:Low



Site : chamber  
 Condition: 3m VERTICAL  
 Job No : 02410AT/02412AT  
 Mode : 5745 TX RSE  
 Note : 5G WIFI 11AC20

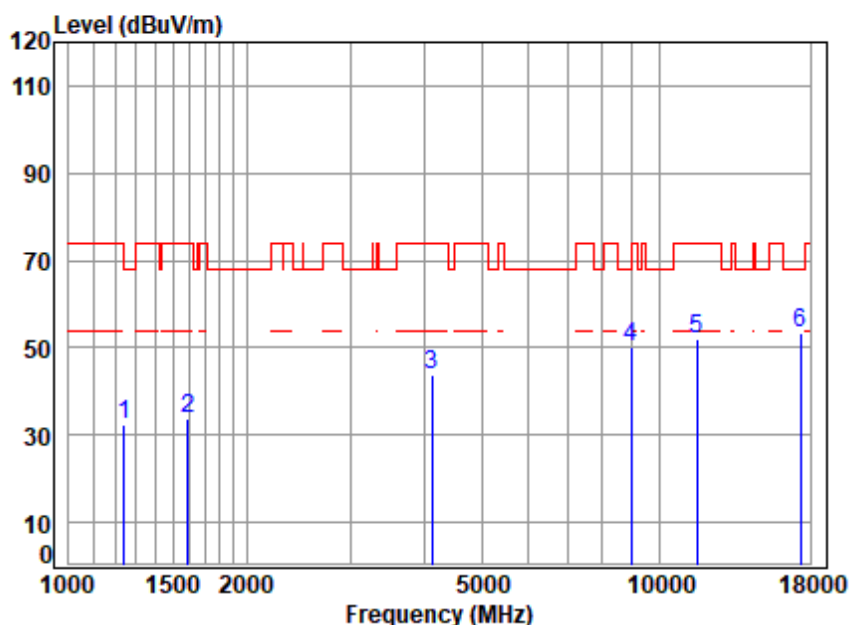
	Freq	Cable Loss	Ant Factor	Preamp Factor	Read Level	Level	Limit Line	Over Limit	Remark
	MHz	dB	dB/m	dB	dBuV	dBuV/m	dBuV/m	dB	
1	1227.791	3.63	24.46	37.63	40.76	31.22	74.00	-42.78	peak
2	1677.621	4.30	26.76	36.45	39.68	34.29	74.00	-39.71	peak
3	4482.150	7.11	33.50	34.66	38.06	44.01	68.20	-24.19	peak
4	8713.630	11.42	36.70	35.66	37.87	50.33	68.20	-17.87	peak
5	11490.000	13.00	37.99	36.29	37.51	52.21	74.00	-21.79	peak
6	17235.000	14.70	43.34	37.46	32.56	53.14	68.20	-15.06	peak



Unless otherwise agreed in writing, this document is issued by the Company subject to its General Conditions of Service printed overleaf, available on request or accessible at <https://www.sgs.com/en/Terms-and-Conditions>. Attention is drawn to the limitation of liability, indemnification and jurisdiction issues defined therein. Any holder of this document is advised that information contained hereon reflects the Company's findings at the time of its intervention only and within the limits of Client's instructions, if any. The Company's sole responsibility is to its Client and this document does not exonerate parties to a transaction from exercising all their rights and obligations under the transaction documents. This document cannot be reproduced except in full, without prior written approval of the Company. Any unauthorized alteration, forgery or falsification of the content or appearance of this document is unlawful and offenders may be prosecuted to the fullest extent of the law. Unless otherwise stated the results shown in this test report refer only to the sample(s) tested and such sample(s) are retained for 30 days only.

Attention: To check the authenticity of testing / inspection report & certificate, please contact us at telephone: (86-755) 8307 1443, or email: [CN.Doccheck@sgs.com](mailto:CN.Doccheck@sgs.com)  
 No.1 Workshop, M-10, Middle Section, Science & Technology Park, Nanshan District, Shenzhen, Guangdong, China 518057 t (86-755) 26012053 f (86-755) 26710594 www.sgs.com.cn  
 中国·广东·深圳市南山区科技园中区M-10栋1号厂房 邮编: 518057 t (86-755) 26012053 f (86-755) 26710594 sgs.china@sgs.com

Test Mode: 23; Polarity: Horizontal; Modulation:802.11ac; Bandwidth:20MHz; Channel:middle

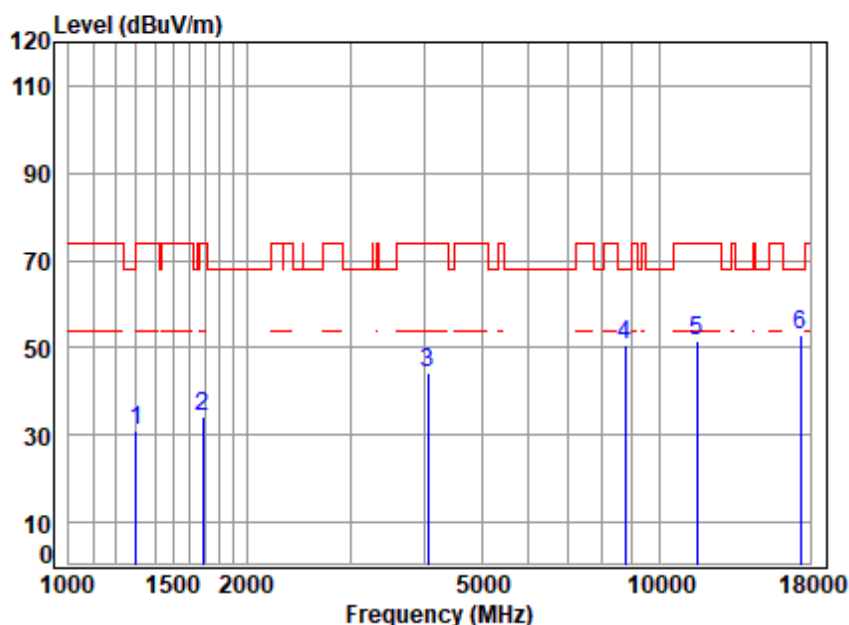


Site : chamber  
Condition: 3m HORIZONTAL  
Job No : 02410AT/02412AT  
Mode : 5785 TX RSE  
Note : 5G WIFI 11AC20

	Freq	Cable Loss	Ant Factor	Preamp Factor	Read Level	Level	Limit	Over Limit	Remark
	MHz	dB	dB/m	dB	dBuV	dBuV/m	dBuV/m	dB	
1	1242.068	3.66	24.48	37.58	41.74	32.30	68.20	-35.90	peak
2	1592.571	4.19	26.41	36.65	39.82	33.77	74.00	-40.23	peak
3	4121.768	6.87	33.04	34.42	38.51	44.00	74.00	-30.00	peak
4	8943.274	11.82	36.70	35.53	37.16	50.15	68.20	-18.05	peak
5	11570.000	13.01	38.00	36.34	37.57	52.24	74.00	-21.76	peak
6	q17355.000	14.77	43.46	37.45	32.67	53.45	68.20	-14.75	peak



Test Mode: 23; Polarity: Vertical; Modulation:802.11ac; Bandwidth:20MHz; Channel:middle



Site : chamber  
 Condition: 3m VERTICAL  
 Job No : 02410AT/02412AT  
 Mode : 5785 TX RSE  
 Note : 5G WIFI 11AC20

	Freq	Cable Loss	Ant Factor	Preamp Factor	Read Level	Level	Limit Line	Over Limit	Remark
	MHz	dB	dB/m	dB	dBuV	dBuV/m	dBuV/m	dB	
1	1300.858	3.76	24.70	37.41	40.06	31.11	74.00	-42.89	peak
2	1687.347	4.31	26.77	36.43	39.50	34.15	74.00	-39.85	peak
3	4062.629	6.83	32.93	34.38	38.76	44.14	74.00	-29.86	peak
4	8764.146	11.51	36.70	35.63	38.03	50.61	68.20	-17.59	peak
5	11570.000	13.01	38.00	36.34	36.98	51.65	74.00	-22.35	peak
6	17355.000	14.77	43.46	37.45	32.17	52.95	68.20	-15.25	peak

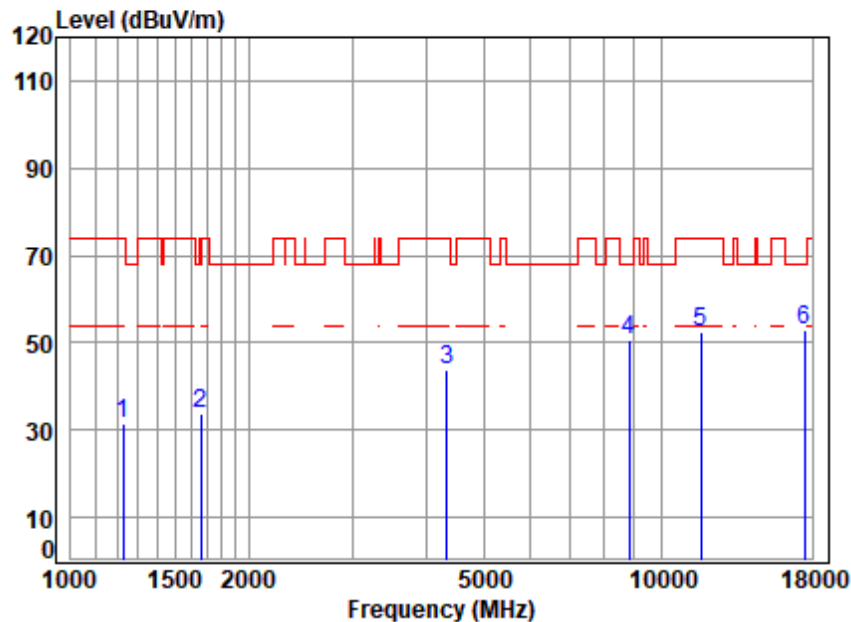


Unless otherwise agreed in writing, this document is issued by the Company subject to its General Conditions of Service printed overleaf, available on request or accessible at <https://www.sgs.com/en/Terms-and-Conditions>. Attention is drawn to the limitation of liability, indemnification and jurisdiction issues defined therein. Any holder of this document is advised that information contained hereon reflects the Company's findings at the time of its intervention only and within the limits of Client's instructions, if any. The Company's sole responsibility is to its Client and this document does not exonerate parties to a transaction from exercising all their rights and obligations under the transaction documents. This document cannot be reproduced except in full, without prior written approval of the Company. Any unauthorized alteration, forgery or falsification of the content or appearance of this document is unlawful and offenders may be prosecuted to the fullest extent of the law. Unless otherwise stated the results shown in this test report refer only to the sample(s) tested and such sample(s) are retained for 30 days only.

Attention: To check the authenticity of testing /inspection report & certificate, please contact us at telephone: (86-755) 8307 1443, or email: [CN.Doccheck@sgs.com](mailto:CN.Doccheck@sgs.com)  
 No.1 Workshop, M-10, Middle Section, Science & Technology Park, Nanshan District, Shenzhen, Guangdong, China 518057 t (86-755) 26012053 f (86-755) 26710594 www.sgs.com.cn  
 中国·广东·深圳市南山区科技园中区M-10栋1号厂房 邮编: 518057 t (86-755) 26012053 f (86-755) 26710594 sgs.china@sgs.com



Test Mode: 23; Polarity: Horizontal; Modulation:802.11ac; Bandwidth:20MHz; Channel:High

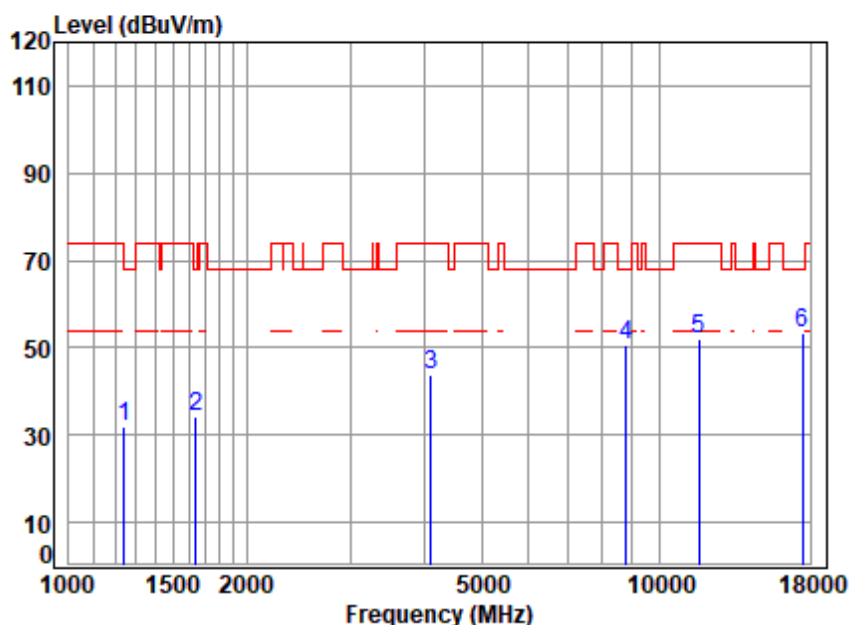


Site : chamber  
Condition: 3m HORIZONTAL  
Job No : 02410AT/02412AT  
Mode : 5825 TX RSE  
Note : 5G WIFI 11AC20

	Freq	Cable Loss	Ant Factor	Preamp Factor	Read Level	Level	Limit	Over	Remark
	MHz	dB	dB/m	dB	dBuV	dBuV/m	dBuV/m	dB	
1	1227.791	3.63	24.46	37.63	40.94	31.40	74.00	-42.60	peak
2	1658.337	4.28	26.72	36.50	39.39	33.89	68.20	-34.31	peak
3	4341.886	7.02	33.60	34.57	37.95	44.00	74.00	-30.00	peak
4	8814.957	11.60	36.70	35.60	37.87	50.57	68.20	-17.63	peak
5	11650.000	13.03	38.00	36.38	37.94	52.59	74.00	-21.41	peak
6	17475.000	14.84	43.58	37.44	32.11	53.09	68.20	-15.11	peak



Test Mode: 23; Polarity: Vertical; Modulation:802.11ac; Bandwidth:20MHz; Channel:High

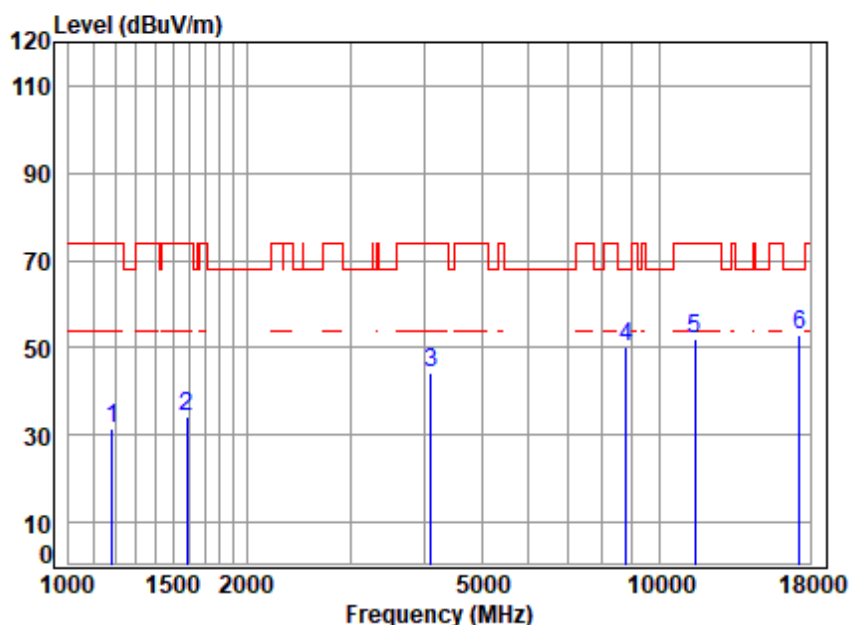


Site : chamber  
Condition: 3m VERTICAL  
Job No : 02410AT/02412AT  
Mode : 5825 TX RSE  
Note : 5G WIFI 11AC20

	Freq	Cable Loss	Ant Factor	Preamp Factor	Read Level	Level	Limit Line	Over Limit	Remark
	MHz	dB	dB/m	dB	dBuV	dBuV/m	dBuV/m	dB	
1	1242.068	3.66	24.48	37.58	41.45	32.01	68.20	-36.19	peak
2	1644.019	4.26	26.68	36.53	39.71	34.12	68.20	-34.08	peak
3	4098.010	6.85	33.00	34.40	38.29	43.74	74.00	-30.26	peak
4	8789.516	11.55	36.70	35.62	37.80	50.43	68.20	-17.77	peak
5	11650.000	13.03	38.00	36.38	37.18	51.83	74.00	-22.17	peak
6	17475.000	14.84	43.58	37.44	32.58	53.56	68.20	-14.64	peak



Test Mode: 23; Polarity: Horizontal; Modulation:802.11ac; Bandwidth:40MHz; Channel:Low

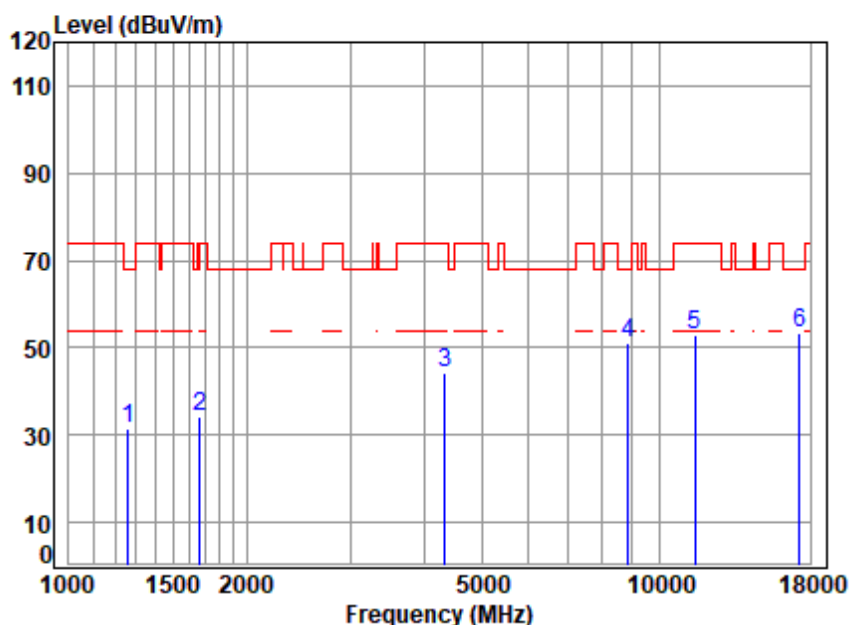


Site : chamber  
Condition: 3m HORIZONTAL  
Job No : 02410AT/02412AT  
Mode : 5755 TX RSE  
Note : 5G WIFI 11AC40

	Freq	Cable Loss	Ant Factor	Preamp Factor	Read Level	Level	Limit Line	Over Limit	Remark
	MHz	dB	dB/m	dB	dBuV	dBuV/m	dBuV/m	dB	
1	1182.513	3.55	24.33	37.77	41.51	31.62	74.00	-42.38	peak
2	1583.392	4.18	26.30	36.67	40.63	34.44	74.00	-39.56	peak
3	4098.010	6.85	33.00	34.40	38.73	44.18	74.00	-29.82	peak
4	8789.516	11.55	36.70	35.62	37.75	50.38	68.20	-17.82	peak
5	11510.000	13.00	38.00	36.30	37.38	52.08	74.00	-21.92	peak
6	q17265.000	14.72	43.37	37.46	32.40	53.03	68.20	-15.17	peak



Test Mode: 23; Polarity: Vertical; Modulation:802.11ac; Bandwidth:40MHz; Channel:Low



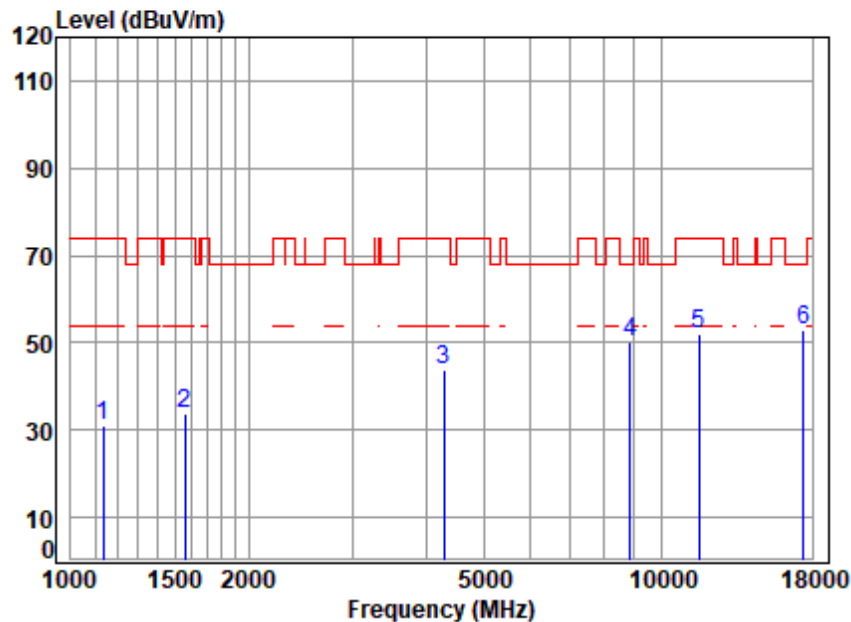
Site : chamber  
Condition: 3m VERTICAL  
Job No : 02410AT/02412AT  
Mode : 5755 TX RSE  
Note : 5G WIFI 11AC40

	Freq	Cable Loss	Ant Factor	Preamp Factor	Read Level	Level	Limit Line	Over Limit	Remark
	MHz	dB	dB/m	dB	dBuV	dBuV/m	dBuV/m	dB	
1	1260.149	3.69	24.54	37.53	40.99	31.69	68.20	-36.51	peak
2	1667.951	4.29	26.74	36.47	39.52	34.08	74.00	-39.92	peak
3	4329.354	7.01	33.60	34.56	38.30	44.35	74.00	-29.65	peak
4	8840.473	11.64	36.70	35.59	38.39	51.14	68.20	-17.06	peak
5	11510.000	13.00	38.00	36.30	38.04	52.74	74.00	-21.26	peak
6	q17265.000	14.72	43.37	37.46	32.95	53.58	68.20	-14.62	peak





Test Mode: 23; Polarity: Horizontal; Modulation:802.11ac; Bandwidth:40MHz; Channel:High

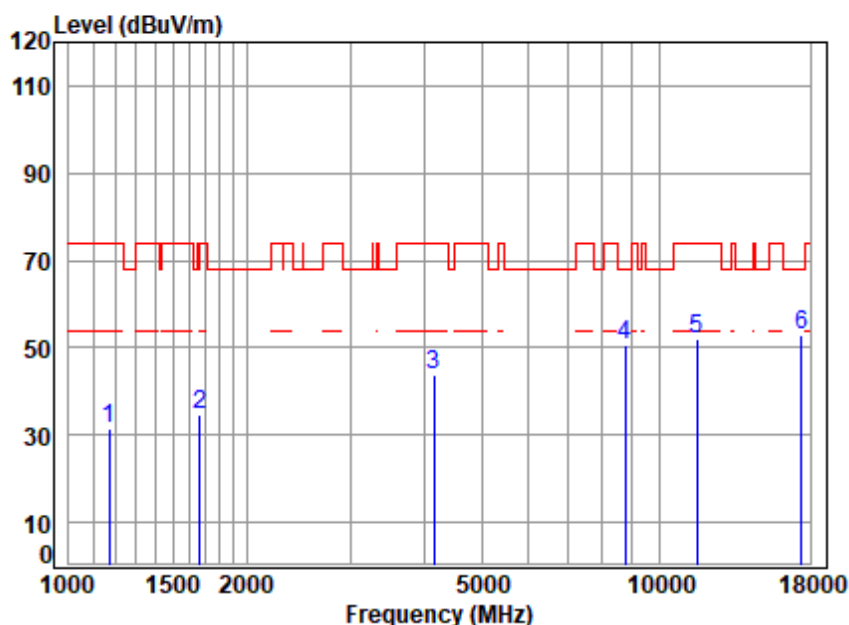


Site : chamber  
Condition: 3m HORIZONTAL  
Job No : 02410AT/02412AT  
Mode : 5795 TX RSE  
Note : 5G WIFI 11AC40

	Freq	Cable Loss	Ant Factor	Preamp Factor	Read Level	Level	Limit Line	Over Limit	Remark
	MHz	dB	dB/m	dB	dBuV	dBuV/m	dBuV/m	dB	
1	1135.617	3.46	24.14	37.92	41.37	31.05	74.00	-42.95	peak
2	1560.673	4.15	26.03	36.72	40.28	33.74	74.00	-40.26	peak
3	4279.589	6.98	33.60	34.53	37.81	43.86	74.00	-30.14	peak
4	8866.062	11.69	36.70	35.58	37.43	50.24	68.20	-17.96	peak
5	11590.000	13.01	38.00	36.35	37.14	51.80	74.00	-22.20	peak
6	q17385.000	14.79	43.49	37.44	32.20	53.04	68.20	-15.16	peak



Test Mode: 23; Polarity: Vertical; Modulation:802.11ac; Bandwidth:40MHz; Channel:High

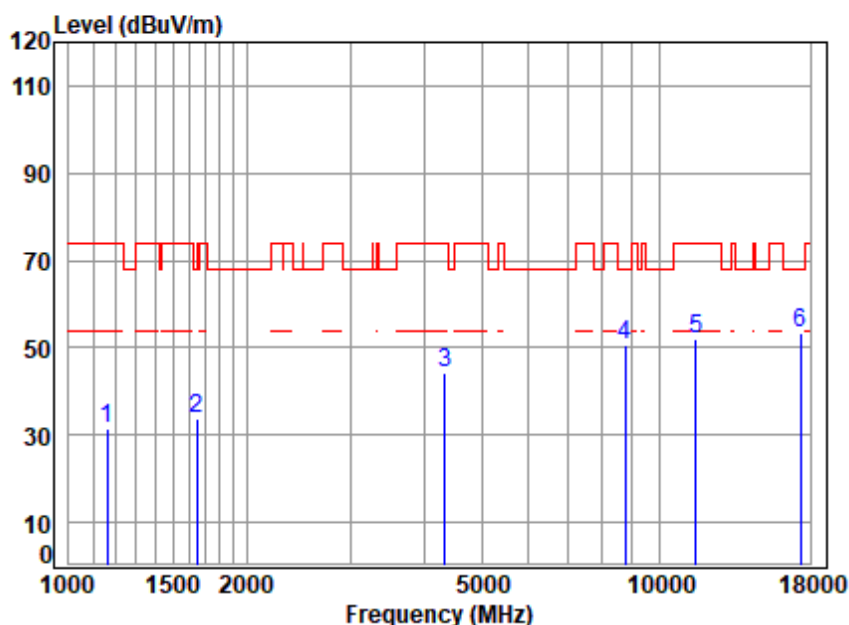


Site : chamber  
Condition: 3m VERTICAL  
Job No : 02410AT/02412AT  
Mode : 5795 TX RSE  
Note : 5G WIFI 11AC40

		Cable	Ant	Preamp	Read		Limit	Over	
	Freq	Loss	Factor	Factor	Level	Level	Line	Limit	Remark
	MHz	dB	dB/m	dB	dBuV	dBuV/m	dBuV/m	dB	
1	1172.303	3.53	24.29	37.80	41.24	31.26	74.00	-42.74	peak
2	1667.951	4.29	26.74	36.47	39.95	34.51	74.00	-39.49	peak
3	4157.664	6.89	33.15	34.44	38.18	43.78	74.00	-30.22	peak
4	8738.852	11.47	36.70	35.65	38.20	50.72	68.20	-17.48	peak
5	11590.000	13.01	38.00	36.35	37.58	52.24	74.00	-21.76	peak
6	q17385.000	14.79	43.49	37.44	32.03	52.87	68.20	-15.33	peak



Test Mode: 23; Polarity: Horizontal; Modulation:802.11ac; Bandwidth:80MHz; Channel:middle



Site : chamber  
Condition: 3m HORIZONTAL  
Job No : 02410AT/02412AT  
Mode : 5775 TX RSE  
Note : 5G WIFI 11AC80

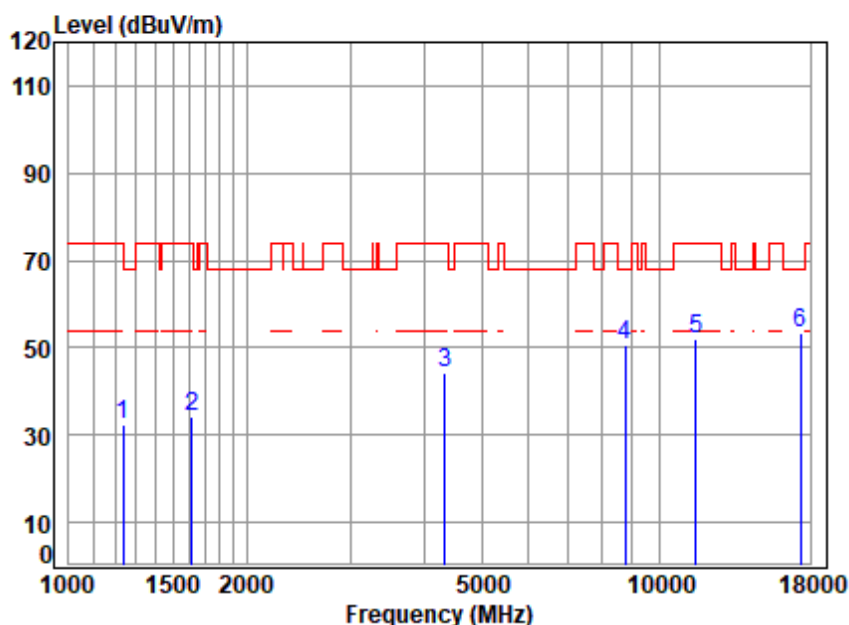
	Freq	Cable Loss	Ant Factor	Preamp Factor	Read Level	Level	Limit Line	Over Limit	Remark
	MHz	dB	dB/m	dB	dBuV	dBuV/m	dBuV/m	dB	
1	1162.182	3.51	24.25	37.83	41.76	31.69	74.00	-42.31	peak
2	1648.778	4.26	26.70	36.52	39.55	33.99	68.20	-34.21	peak
3	4341.886	7.02	33.60	34.57	38.32	44.37	74.00	-29.63	peak
4	8764.146	11.51	36.70	35.63	38.06	50.64	68.20	-17.56	peak
5	11550.000	13.01	38.00	36.33	37.50	52.18	74.00	-21.82	peak
6	17325.000	14.76	43.43	37.45	32.60	53.34	68.20	-14.86	peak



Unless otherwise agreed in writing, this document is issued by the Company subject to its General Conditions of Service printed overleaf, available on request or accessible at <https://www.sgs.com/en/Terms-and-Conditions>. Attention is drawn to the limitation of liability, indemnification and jurisdiction issues defined therein. Any holder of this document is advised that information contained hereon reflects the Company's findings at the time of its intervention only and within the limits of Client's instructions, if any. The Company's sole responsibility is to its Client and this document does not exonerate parties to a transaction from exercising all their rights and obligations under the transaction documents. This document cannot be reproduced except in full, without prior written approval of the Company. Any unauthorized alteration, forgery or falsification of the content or appearance of this document is unlawful and offenders may be prosecuted to the fullest extent of the law. Unless otherwise stated the results shown in this test report refer only to the sample(s) tested and such sample(s) are retained for 30 days only.

Attention: To check the authenticity of testing /inspection report & certificate, please contact us at telephone: (86-755) 8307 1443, or email: [CN.Doccheck@sgs.com](mailto:CN.Doccheck@sgs.com)  
No.1 Workshop, M-10, Middle Section, Science & Technology Park, Nanshan District, Shenzhen, Guangdong, China 518057 t (86-755) 26012053 f (86-755) 26710594 www.sgs.com.cn  
中国·广东·深圳市南山区科技园中区M-10栋1号厂房 邮编: 518057 t (86-755) 26012053 f (86-755) 26710594 sgs.china@sgs.com

Test Mode: 23; Polarity: Vertical; Modulation:802.11ac; Bandwidth:80MHz; Channel:middle



Site : chamber  
Condition: 3m VERTICAL  
Job No : 02410AT/02412AT  
Mode : 5775 TX RSE  
Note : 5G WIFI 11AC80

	Freq	Cable Loss	Ant Factor	Preamp Factor	Read Level	Level	Limit Line	Over Limit	Remark
	MHz	dB	dB/m	dB	dBuV	dBuV/m	dBuV/m	dB	
1	1238.483	3.65	24.48	37.59	42.08	32.62	74.00	-41.38	peak
2	1615.754	4.22	26.56	36.59	39.85	34.04	74.00	-39.96	peak
3	4329.354	7.01	33.60	34.56	38.32	44.37	74.00	-29.63	peak
4	8738.852	11.47	36.70	35.65	38.23	50.75	68.20	-17.45	peak
5	11550.000	13.01	38.00	36.33	37.34	52.02	74.00	-21.98	peak
6	q17325.000	14.76	43.43	37.45	32.76	53.50	68.20	-14.70	peak





## 8 Test Setup Photo

Refer to Setup Photos for SZCR2307002410AT

## 9 EUT Constructional Details (EUT Photos)

Refer to External and Internal Photos for SZCR2307002410AT

- End of the Report -

