


TEST REPORT

Application No.: SZCR2505001834AT
Applicant: DT Research, Inc.
Address of Applicant: 3RD FL NO 36 WUQUAN 7TH RD WUGU DISTRICT, NEW TAIPEI, Taiwan
Manufacturer: DT Research, Inc.
Address of Manufacturer: 2000 Concourse Drive, San Jose, CA 95131, USA
Factory: DT Research, Inc. Taiwan Branch
Address of Factory: 6F., No.36 Wuquan 7th Rd., Wugu Dist. New Taipei City 248 Taiwan
Equipment Under Test (EUT):
EUT Name: Rugged Tablet
Model No.: DT302xxxxx (x=0-9, A-Z, - or null, or ., or /), 302PA/MDxxxxx (x=0-9,A-Z, - or null, or ., or /) ♣
 ♣ Please refer to section 2 of this report which indicates which model was actually tested and which were electrically identical.
Trade Mark: 
FCC ID: YE3600-BE200NG
Standard(s) : 47 CFR Part 15, Subpart C 15.247
Date of Receipt: 2025-05-09
Date of Test: 2025-05-13 to 2025-06-17
Date of Issue: 2025-06-20

Test Result:	Pass*
---------------------	--------------

* In the configuration tested, the EUT complied with the standards specified above.

Kenx. Xu

Kenx Xu
EMC Laboratory Manager



SGS-CSTC Standards Technical Services Co., Ltd. Shenzhen Branch

SZEMC-TRF-01 Rev. A/1

Report No.: SZCR250500183405

Page: 2 of 140

Revision Record				
Version	Chapter	Date	Modifier	Remark
01		2025-06-20		Original

Authorized for issue by:				
		Edison Li		
		Edison Li/Project Engineer		
		Eric Fu		
		Eric Fu/Reviewer		



SGS-CSTC Standards Technical Services Co., Ltd.
Shenzhen Branch Inspection & Testing Laboratory

Unless otherwise agreed in writing, this document is issued by the Company subject to its General Conditions of Service printed overleaf, available on request or accessible at <https://www.sgs.com/en/Terms-and-Conditions>. Attention is drawn to the limitation of liability, indemnification and jurisdiction issues defined therein. Any holder of this document is advised that information contained hereon reflects the Company's findings at the time of its intervention only and within the limits of Client's instructions, if any. The Company's sole responsibility is to its Client and this document does not exonerate parties to a transaction from exercising all their rights and obligations under the transaction documents. This document cannot be reproduced except in full, without prior written approval of the Company. Any unauthorized alteration, forgery or falsification of the content or appearance of this document is unlawful and offenders may be prosecuted to the fullest extent of the law. Unless otherwise stated the results shown in this test report refer only to the sample(s) tested and such sample(s) are retained for 30 days only.

Attention: To check the authenticity of testing /inspection report & certificate, please contact us at telephone: (86-755) 8307 1443, or email: CN.Doccheck@sgs.com

No.1 Workshop, M-10, Middle Section, Science & Technology Park, Nanshan District, Shenzhen, Guangdong, China 518057 t (86-755) 26012053 f (86-755) 26710594 www.sgs.com.cn
中国·广东·深圳市南山区科技园中区M-10栋1号厂房 邮编: 518057 t (86-755) 26012053 f (86-755) 26710594 sgs.china@sgs.com

2 Test Summary

Radio Spectrum Technical Requirement				
Item	Standard	Method	Requirement	Result
Antenna Requirement	47 CFR Part 15, Subpart C 15.247	N/A	47 CFR Part 15, Subpart C 15.203 & 15.247(b)(4)	Pass

Radio Spectrum Matter Part				
Item	Standard	Method	Requirement	Result
Conducted Emissions at AC Power Line (150kHz-30MHz)	47 CFR Part 15, Subpart C 15.247	ANSI C63.10 (2013) Section 6.2	47 CFR Part 15, Subpart C 15.207	Pass
Radiated Emissions which fall in the restricted bands		ANSI C63.10 (2013) Section 6.10.5	47 CFR Part 15, Subpart C 15.205 & 15.209	Pass
Radiated Spurious Emissions Below 1GHz		ANSI C63.10 (2013) Section 6.4,6.5	47 CFR Part 15, Subpart C 15.205 & 15.209	Pass
Radiated Spurious Emissions Above 1GHz		ANSI C63.10 (2013) Section 6.6	47 CFR Part 15, Subpart C 15.205 & 15.209	Pass

Declaration of EUT Family Grouping:

Model No.: DT302xxxxx (x=0-9, A-Z, - or null, or ., or /), 302PA/MDxxxxx (x=0-9,A-Z, - or null, or ., or /)

Only the model DT302PA was tested, since according to the declaration from the applicant, the electrical circuit design, PCB layout, components used and internal wiring and functions were identical for the above models, with only difference on model No..

This report is prepared for FCC class II permissive change to install the granted module(FCC ID: YE3600-BE200NG, Granted on 05/23/2025) into a host product and also change the antenna gains.

Therefore in this report Conducted Emissions at AC Power Line (150kHz-30MHz), Radiated Emissions which fall in the restricted bands and Radiated Spurious Emissions were fully retested on model DT302PA and shown the data in this report.



3 Contents

	Page
1 Cover Page	1
2 Test Summary	3
3 Contents	4
4 General Information	6
4.1 Details of E.U.T.	6
4.2 Description of Support Units	7
4.3 Measurement Uncertainty	7
4.4 Test Location	8
4.5 Test Facility	8
4.6 Deviation from Standards	8
4.7 Abnormalities from Standard Conditions	8
5 Equipment List	9
6 Radio Spectrum Technical Requirement	11
6.1 Antenna Requirement	11
6.1.1 Test Requirement:	11
6.1.2 Conclusion	11
7 Radio Spectrum Matter Test Results	12
7.1 Conducted Emissions at AC Power Line (150kHz-30MHz)	12
7.1.1 E.U.T. Operation	12
7.1.2 Test Mode Description	12
7.1.3 Test Setup Diagram	12
7.1.4 Measurement Procedure and Data	13
7.2 Radiated Emissions which fall in the restricted bands	16
7.2.1 E.U.T. Operation	16
7.2.2 Test Mode Description	16
7.2.3 Test Setup Diagram	17
7.2.4 Measurement Procedure and Data	18
7.3 Radiated Spurious Emissions Below 1GHz	115
7.3.1 E.U.T. Operation	115
7.3.2 Test Mode Description	115
7.3.3 Test Setup Diagram	116
7.3.4 Measurement Procedure and Data	116
7.4 Radiated Spurious Emissions Above 1GHz	119
7.4.1 E.U.T. Operation	119
7.4.2 Test Mode Description	119
7.4.3 Test Setup Diagram	120
7.4.4 Measurement Procedure and Data	121
8 Test Setup Photo	140





SGS-CSTC Standards Technical Services Co., Ltd. Shenzhen Branch

SZEMC-TRF-01 Rev. A/1

Report No.: SZCR250500183405

Page: 5 of 140

9 EUT Constructional Details (EUT Photos)140



SGS-CSTC Standards Technical Services Co., Ltd.
Shenzhen Branch Testing & Calibration Laboratory

Unless otherwise agreed in writing, this document is issued by the Company subject to its General Conditions of Service printed overleaf, available on request or accessible at <https://www.sgs.com/en/Terms-and-Conditions>. Attention is drawn to the limitation of liability, indemnification and jurisdiction issues defined therein. Any holder of this document is advised that information contained hereon reflects the Company's findings at the time of its intervention only and within the limits of Client's instructions, if any. The Company's sole responsibility is to its Client and this document does not exonerate parties to a transaction from exercising all their rights and obligations under the transaction documents. This document cannot be reproduced except in full, without prior written approval of the Company. Any unauthorized alteration, forgery or falsification of the content or appearance of this document is unlawful and offenders may be prosecuted to the fullest extent of the law. Unless otherwise stated the results shown in this test report refer only to the sample(s) tested and such sample(s) are retained for 30 days only.

Attention: To check the authenticity of testing /inspection report & certificate, please contact us at telephone: (86-755) 8307 1443, or email: CN.Doccheck@sgs.com

No.1 Workshop, M-10, Middle Section, Science & Technology Park, Nanshan District, Shenzhen, Guangdong, China 518057 t (86-755) 26012053 f (86-755) 26710594 www.sgsgroup.com.cn
中国·广东·深圳市南山区科技园中区M-10栋1号厂房 邮编: 518057 t (86-755) 26012053 f (86-755) 26710594 sgs.china@sgs.com

4 General Information

4.1 Details of E.U.T.

Power supply:	<p>AC Adapter</p> <p>Model: A18-065N3A</p> <p>Input: AC 100-240V, 50/60Hz, 1.7A</p> <p>Output: DC 19.0V, 3.42A, 65.0W</p> <p>Rechargeable lithium-Ion polymer Battery1</p> <p>Model: ACC-006-29(3ICP6/36/115)</p> <p>Rated Capacity: 3800mAh</p> <p>Voltage: 11.4VDC</p> <p>Watt-Hour: 43.32Wh</p> <p>Max Charge Voltage:13.05V</p> <p>Rechargeable lithium-Ion polymer Battery2</p> <p>Model: PT352044-2S(2ICP4/20/44)</p> <p>Rated Capacity: 250mAh</p> <p>Voltage: 7.4VDC</p> <p>Watt-Hour: 1.85Wh</p>
Cable(s):	DC cable:175cm with a ferrite core
Operation Frequency:	<p>802.11b/g/n/ax/be(HT20): 2412MHz to 2472MHz</p> <p>802.11n/ax/be(HT40): 2422MHz to 2462MHz</p>
Modulation Type:	<p>802.11b: DSSS(CCK, DQPSK, DBPSK)</p> <p>802.11g/n: OFDM(QPSK, BPSK, 16QAM, 64QAM)</p> <p>802.11ax/be: OFDMA(QPSK, BPSK, 16QAM, 64QAM, 256QAM, 1024QAM)</p>
Channel Numbers:	<p>802.11b/g/n/ax/be HT20: 13 Channels</p> <p>802.11n/ax/be HT40: 9 Channels</p>
Channel Spacing:	5MHz
Antenna Type:	PIFA Antenna
Antenna Gain:	<p>Antenna1: -1.8dBi, Antenna2: 3.7dBi</p> <p>Note: MIMO for antenna1 and antenna2.</p>

Remark:The information in this section is provided by the applicant or manufacturer, SGS is not liable to the accuracy, suitability, reliability or/and integrity of the information.



4.2 Description of Support Units

Description	Manufacturer	Model No.	Serial No.
--	--	--	--
The EUT has been tested as an independent unit.			

4.3 Measurement Uncertainty

Test Item	Measurement Uncertainty
Conducted Emissions at AC Power Line (150kHz-30MHz)	$\pm 3.1\text{dB}$
Radiated Emissions which fall in the restricted bands	$\pm 6.0\text{dB}$ (Below 1GHz); $\pm 4.6\text{dB}$ (Above 1GHz)
Radiated Spurious Emissions Below 1GHz	$\pm 6.0\text{dB}$ for 3m; $\pm 5.0\text{dB}$ for 10m
Radiated Spurious Emissions Above 1GHz	$\pm 4.6\text{dB}$ (1-18GHz); $\pm 4.8\text{dB}$ (18-40GHz)
Remark: The U_{lab} (lab Uncertainty) is less than $U_{\text{CISPR/ETSI}}$ (CISPR/ETSI Uncertainty), so the test results – compliance is deemed to occur if no measured disturbance level exceeds the disturbance limit; – non-compliance is deemed to occur if any measured disturbance level exceeds the disturbance limit.	

SGS-CSTC Standards Technical Services Co., Ltd. Shenzhen Branch

SZEMC-TRF-01 Rev. A/1

Report No.: SZCR250500183405

Page: 8 of 140

4.4 Test Location

All tests were performed at:

SGS-CSTC Standards Technical Services Co., Ltd., Shenzhen Branch

No. 1 Workshop, M-10, Middle Section, Science & Technology Park, Nanshan District, Shenzhen, Guangdong, China. 518057.

Tel: +86 755 2601 2053 Fax: +86 755 2671 0594

No tests were sub-contracted.

4.5 Test Facility

The test facility is recognized, certified, or accredited by the following organizations:

• A2LA (Certificate No. 3816.01)

SGS-CSTC Standards Technical Services Co., Ltd., Shenzhen EMC Laboratory is accredited by the American Association for Laboratory Accreditation(A2LA). Certificate No. 3816.01.

• VCCI (Member No. 1937)

The 3m Fully-anechoic chamber for above 1GHz, 10m Semi-anechoic chamber for below 1GHz, Shielded Room for Mains Port Conducted Interference Measurement and Telecommunication Port Conducted Interference Measurement of SGS-CSTC Standards Technical Services Co., Ltd. Shenzhen EMC laboratory have been registered in accordance with the Regulations for Voluntary Control Measures with Registration No.: G-20026, R-14188, C-12383 and T-11153 respectively.

• FCC –Designation Number: CN1336

SGS-CSTC Standards Technical Services Co., Ltd., Shenzhen EMC Laboratory has been recognized as an accredited testing laboratory.

Designation Number: CN1336. Test Firm Registration Number: 787754.

• Innovation, Science and Economic Development Canada

SGS-CSTC Standards Technical Services Co., Ltd., Shenzhen EMC Laboratory has been recognized by ISED as an accredited testing laboratory.

CAB identifier: CN0006.

IC#: 4620C.

4.6 Deviation from Standards

None

4.7 Abnormalities from Standard Conditions

None



SGS-CSTC Standards Technical Services Co., Ltd.
Shenzhen Branch EMC Laboratory

Unless otherwise agreed in writing, this document is issued by the Company subject to its General Conditions of Service printed overleaf, available on request or accessible at <https://www.sgs.com/en/Terms-and-Conditions>. Attention is drawn to the limitation of liability, indemnification and jurisdiction issues defined therein. Any holder of this document is advised that information contained hereon reflects the Company's findings at the time of its intervention only and within the limits of Client's instructions, if any. The Company's sole responsibility is to its Client and this document does not exonerate parties to a transaction from exercising all their rights and obligations under the transaction documents. This document cannot be reproduced except in full, without prior written approval of the Company. Any unauthorized alteration, forgery or falsification of the content or appearance of this document is unlawful and offenders may be prosecuted to the fullest extent of the law. Unless otherwise stated the results shown in this test report refer only to the sample(s) tested and such sample(s) are retained for 30 days only.

Attention: To check the authenticity of testing /inspection report & certificate, please contact us at telephone: (86-755) 8307 1443, or email: CN.Doccheck@sgs.com

No.1 Workshop, M-10, Middle Section, Science & Technology Park, Nanshan District, Shenzhen, Guangdong, China 518057 t (86-755) 26012053 f (86-755) 26710594 www.sgs.com.cn
中国·广东·深圳市南山区科技园中区M-10栋1号厂房 邮编: 518057 t (86-755) 26012053 f (86-755) 26710594 sgs.china@sgs.com

5 Equipment List

Conducted Emissions at AC Power Line (150kHz-30MHz)					
Equipment	Manufacturer	Model No.	Inventory No.	Cal Date	Cal Due Date
Shielding Room	ZhongYu Electron	GB-88	SEM001-06	2025-05-07	2028-05-06
EMI Test Receiver	Rohde&Schwarz	ESR	SZ-WRG-M-047	2025-01-08	2026-01-07
Measurement Software	AUDIX	e3 V8.2014-6-27a	N/A	N/A	N/A
Coaxial Cable	SGS	N/A	SEM024-01	2024-07-06	2025-07-05
LISN	Rohde&Schwarz	ENV216	SEM007-01	2024-08-15	2025-08-14
LISN	ETS-LINDGREN	3816/2	SEM007-02	2025-03-03	2026-03-02

Radiated Emissions which fall in the restricted bands					
Equipment	Manufacturer	Model No.	Inventory No.	Cal Date	Cal Due Date
Signal & Spectrum Analyzer	Rohde & Schwarz	FSV	SZ-WRG-M-048	2025-01-07	2026-01-06
Low Noise Amplifier 30M-8GHz	Tonscend	TAP30M8G30	SZ-WRG-M-050	2025-01-07	2026-01-06
Double Ridge Horn Antenna 1GHz-18GHz	SCHWARZBECK	BBHA 9120 D	SZ-WRG-M-055	2023-12-21	2025-12-20
RSE Test Software	AUDIX	e3 V8.2014-6-27	N/A	N/A	N/A
Chamber	CRTSGSSAC966	N/A	SZ-WRG-C-063	2025-01-06	2028-01-05
Humidity and Temperature Indicator	deli	8838	SEM002-46	2024-07-24	2025-07-23

Radiated Spurious Emissions Below 1GHz					
Equipment	Manufacturer	Model No.	Inventory No.	Cal Date	Cal Due Date
Loop Antenna	ETS-Lindgren	6502	SEM003-08	2023-11-20	2025-11-19
3m Semi-Anechoic Chamber	ETS-LINDGREN	N/A	SEM001-01	2023-06-19	2026-06-18
MXE EMI Receiver	Agilent Technologies	N9038A	SEM004-15	2024-08-14	2025-08-13
BiConiLog Antenna	ETS-LINDGREN	3142C	SEM003-01	2023-09-16	2025-09-15
Pre-Amplifier	Agilent Technologies	8447D	SEM005-01	2025-03-04	2026-03-03
Measurement Software	AUDIX	e3 V8.2014-6-27	N/A	N/A	N/A
Coaxial Cable	SGS	N/A	SEM025-01	2024-07-06	2025-07-05



SGS-CSTC Standards Technical Services Co., Ltd. Shenzhen Branch

SZEMC-TRF-01 Rev. A/1

Report No.: SZCR250500183405

Page: 10 of 140

Radiated Spurious Emissions Above 1GHz					
Equipment	Manufacturer	Model No.	Inventory No.	Cal Date	Cal Due Date
Signal & Spectrum Analyzer	Rohde & Schwarz	FSV	SZ-WRG-M-048	2025-01-07	2026-01-06
Low Noise Amplifier 1G-18GHz	Tonscend	TAP01018050	SZ-WRG-M-051	2025-01-07	2026-01-06
Low Noise Amplifier 18G-40GHz	Tonscend	TAP18040048	SZ-WRG-M-052	2025-01-08	2026-01-07
Double Ridge Horn Antenna 1GHz-18GHz	SCHWARZBECK	BBHA 9120 D	SZ-WRG-M-055	2023-12-21	2025-12-20
SHF-EHF Horn 15GHz-40GHz	SCHWARZBECK	BBHA 9170	SZ-WRG-M-056	2023-12-25	2025-12-24
RSE Test Software	AUDIX	e3 V8.2014-6-27	N/A	N/A	N/A
Chamber	CRTSGSSAC966	N/A	SZ-WRG-C-063	2025-01-06	2028-01-05
Humidity and Temperature Indicator	deli	8838	SEM002-46	2024-07-24	2025-07-23

General used equipment					
Equipment	Manufacturer	Model No.	Inventory No.	Cal Date	Cal Due Date
Humidity/ Temperature Indicator	deli	8838	SEM002-32	2024-07-24	2025-07-23
Humidity/ Temperature Indicator	deli	8838	SEM002-33	2024-07-24	2025-07-23
Barometer	Changchun Meteorological Industry Factory	DYM3	SEM002-01	2025-03-03	2026-03-02



SGS-CSTC Standards Technical Services Co., Ltd.
Shenzhen Branch Inspection & Testing Laboratory

Unless otherwise agreed in writing, this document is issued by the Company subject to its General Conditions of Service printed overleaf, available on request or accessible at <https://www.sgs.com/en/Terms-and-Conditions>. Attention is drawn to the limitation of liability, indemnification and jurisdiction issues defined therein. Any holder of this document is advised that information contained hereon reflects the Company's findings at the time of its intervention only and within the limits of Client's instructions, if any. The Company's sole responsibility is to its Client and this document does not exonerate parties to a transaction from exercising all their rights and obligations under the transaction documents. This document cannot be reproduced except in full, without prior written approval of the Company. Any unauthorized alteration, forgery or falsification of the content or appearance of this document is unlawful and offenders may be prosecuted to the fullest extent of the law. Unless otherwise stated the results shown in this test report refer only to the sample(s) tested and such sample(s) are retained for 30 days only.

Attention: To check the authenticity of testing / inspection report & certificate, please contact us at telephone: (86-755) 8307 1443, or email: CN.Doccheck@sgs.com

No.1 Workshop, M-10, Middle Section, Science & Technology Park, Nanshan District, Shenzhen, Guangdong, China 518057 t (86-755) 26012053 f (86-755) 26710594 www.sgs.com.cn
中国·广东·深圳市南山区科技园中区M-10栋1号厂房 邮编: 518057 t (86-755) 26012053 f (86-755) 26710594 sgs.china@sgs.com

6 Radio Spectrum Technical Requirement

6.1 Antenna Requirement

6.1.1 Test Requirement:

47 CFR Part 15, Subpart C 15.203 & 15.247(b)(4)

6.1.2 Conclusion

Standard Requirement:

An intentional radiator shall be designed to ensure that no antenna other than that furnished by the responsible party shall be used with the device. The use of a permanently attached antenna or of an antenna that uses a unique coupling to the intentional radiator, the manufacturer may design the unit so that a broken antenna can be replaced by the user, but the use of a standard antenna jack or electrical connector is prohibited.

15.247(b) (4) requirement:

The conducted output power limit specified in paragraph (b) of this section is based on the use of antennas with directional gains that do not exceed 6 dBi. Except as shown in paragraph (c) of this section, if transmitting antennas of directional gain greater than 6 dBi are used, the conducted output power from the intentional radiator shall be reduced below the stated values in paragraphs (b)(1), (b)(2), and (b)(3) of this section, as appropriate, by the amount in dB that the directional gain of the antenna exceeds 6 dBi.

EUT Antenna:

The antenna connector is a IPEX type that comply with Part15.203, the best case gain of the antenna1 is -1.8dBi, Antenna2: 3.7dBi.

Antenna location: Refer to internal photo.



7 Radio Spectrum Matter Test Results

7.1 Conducted Emissions at AC Power Line (150kHz-30MHz)

Test Requirement 47 CFR Part 15, Subpart C 15.207

Test Method: ANSI C63.10 (2013) Section 6.2

Limit:

Frequency of emission(MHz)	Conducted limit(dBμV)	
	Quasi-peak	Average
0.15-0.5	66 to 56*	56 to 46*
0.5-5	56	46
5-30	60	50

*Decreases with the logarithm of the frequency.

Detector: Peak for pre-scan (9kHz resolution bandwidth) 0.15M to 30MHz

7.1.1 E.U.T. Operation

Operating Environment:

Temperature: 22.5 °C

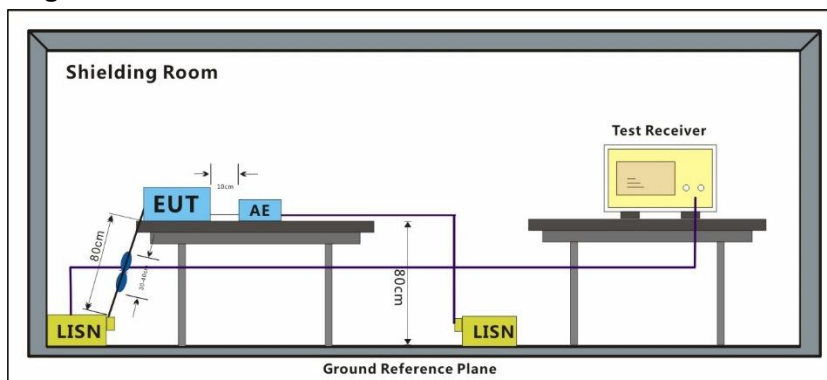
Humidity: 44.5 % RH

Atmospheric Pressure: 1020 mbar

7.1.2 Test Mode Description

Pre-scan / Final test	Mode Code	Description
Final test	15	Charge + TX mode_Keep the EUT in charging and continuously transmitting mode with all modulation types. All data rates for each modulation type have been tested and found the data rate @ 1Mbps is the worst case of IEEE 802.11b; data rate @ 6Mbps is the worst case of IEEE 802.11g; data rate @ HT0/HT8 is the worst case of IEEE 802.11n(HT20); data rate @ HT0/HT8 is the worst case of IEEE 802.11n(HT40); data rate @ HE0 is the worst case of IEEE 802.11ax/be(HT20); data rate @ HE0 is the worst case of IEEE 802.11ax/be(HT40). Only the data of worst case is recorded in the report.

7.1.3 Test Setup Diagram



Unless otherwise agreed in writing, this document is issued by the Company subject to its General Conditions of Service printed overleaf, available on request or accessible at <https://www.sgs.com/en/Terms-and-Conditions>. Attention is drawn to the limitation of liability, indemnification and jurisdiction issues defined therein. Any holder of this document is advised that information contained hereon reflects the Company's findings at the time of its intervention only and within the limits of Client's instructions, if any. The Company's sole responsibility is to its Client and this document does not exonerate parties to a transaction from exercising all their rights and obligations under the transaction documents. This document cannot be reproduced except in full, without prior written approval of the Company. Any unauthorized alteration, forgery or falsification of the content or appearance of this document is unlawful and offenders may be prosecuted to the fullest extent of the law. Unless otherwise stated the results shown in this test report refer only to the sample(s) tested and such sample(s) are retained for 30 days only.

Attention: To check the authenticity of testing /inspection report & certificate, please contact us at telephone: (86-755) 8307 1443, or email: CN.Doccheck@sgs.com

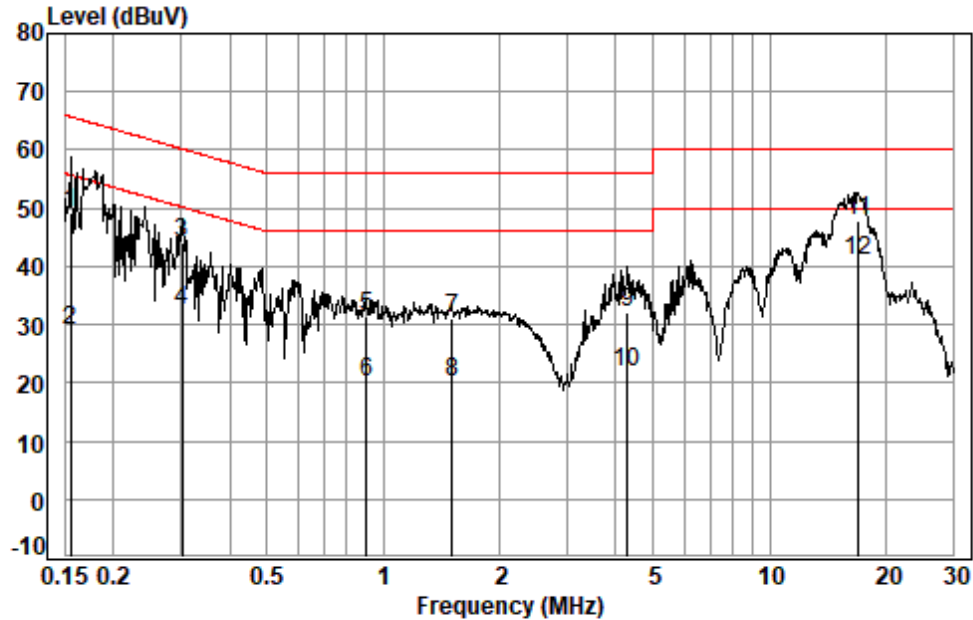
7.1.4 Measurement Procedure and Data

- 1) The mains terminal disturbance voltage test was conducted in a shielded room.
- 2) The EUT was connected to AC power source through a LISN 1 (Line Impedance Stabilization Network) which provides a 50ohm/50μH + 5ohm linear impedance. The power cables of all other units of the EUT were connected to a second LISN 2, which was bonded to the ground reference plane in the same way as the LISN 1 for the unit being measured. A multiple socket outlet strip was used to connect multiple power cables to a single LISN provided the rating of the LISN was not exceeded.
- 3) The tabletop EUT was placed upon a non-metallic table 0.8m above the ground reference plane. And for floor-standing arrangement, the EUT was placed on the horizontal ground reference plane.
- 4) The test was performed with a vertical ground reference plane. The rear of the EUT shall be 0.4 m from the vertical ground reference plane. The vertical ground reference plane was bonded to the horizontal ground reference plane. The LISN 1 was placed 0.8 m from the boundary of the unit under test and bonded to a ground reference plane for LISNs mounted on top of the ground reference plane. This distance was between the closest points of the LISN 1 and the EUT. All other units of the EUT and associated equipment was at least 0.8 m from the LISN 2.
- 5) In order to find the maximum emission, the relative positions of equipment and all of the interface cables must be changed according to ANSI C63.10 on conducted measurement.

Remark : Level=Read Level+ Cable Loss+ LISN Factor



Test Mode: 15; Line: Live line



Site : Shielding Room
Condition: Line
Job No. : 01834AT/01835AT
Test mode: 15

	Freq	Cable Loss	LISN Factor	Read Level	Level	Limit Line	Over Limit	Remark
	MHz	dB	dB	dBuV	dBuV	dBuV	dB	
1	0.1548	0.06	10.19	38.96	49.21	65.74	-16.53	QP
2	0.1548	0.06	10.19	18.64	28.89	55.74	-26.85	Average
3	0.3019	0.07	9.85	33.99	43.91	60.19	-16.28	QP
4	0.3019	0.07	9.85	22.59	32.51	50.19	-17.68	Average
5	0.9039	0.09	9.60	21.64	31.33	56.00	-24.67	QP
6	0.9039	0.09	9.60	10.51	20.20	46.00	-25.80	Average
7	1.5113	0.10	9.58	21.37	31.05	56.00	-24.95	QP
8	1.5113	0.10	9.58	10.28	19.96	46.00	-26.04	Average
9	4.2918	0.12	9.66	22.44	32.22	56.00	-23.78	QP
10	4.2918	0.12	9.66	12.11	21.89	46.00	-24.11	Average
11 *	17.0181	0.28	10.03	37.62	47.93	60.00	-12.07	QP
12 *	17.0181	0.28	10.03	30.58	40.89	50.00	-9.11	Average



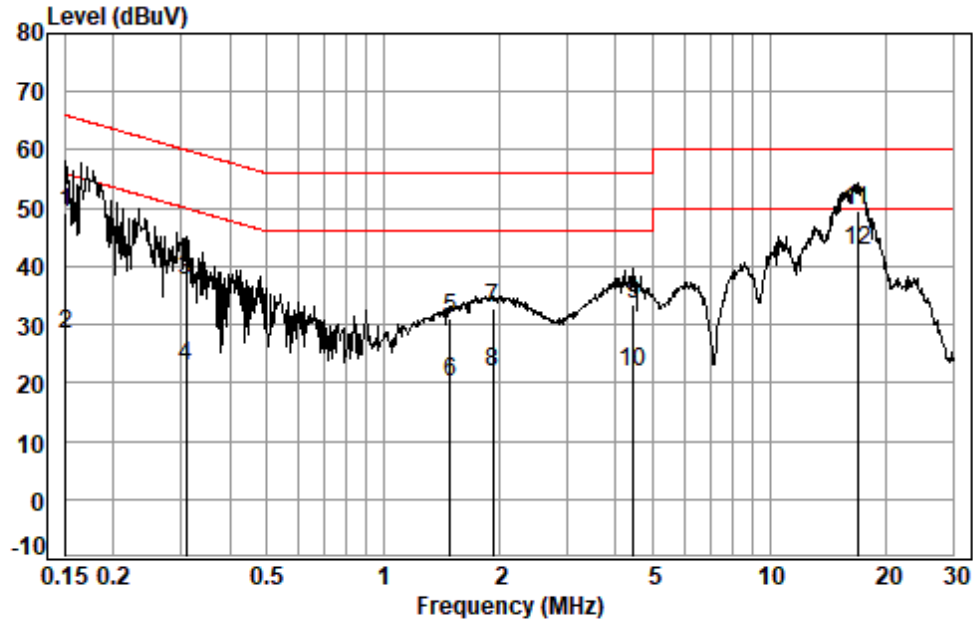
SGS-CSTC Standards Technical Services Co., Ltd. Shenzhen Branch

SZEMC-TRF-01 Rev. A/1

Report No.: SZCR250500183405

Page: 15 of 140

Test Mode: 15; Line: Neutral Line



Site : Shielding Room
Condition: Neutral
Job No. : 01834AT/01835AT
Test mode: 15

	Freq	Cable Loss	LISN Factor	Read Level	Level	Limit Line	Over Limit	Remark
	MHz	dB	dB	dBuV	dBuV	dBuV	dB	
1	0.1508	0.06	10.15	38.98	49.19	65.96	-16.77	QP
2	0.1508	0.06	10.15	17.97	28.18	55.96	-27.78	Average
3	0.3083	0.07	9.77	27.74	37.58	60.02	-22.44	QP
4	0.3083	0.07	9.77	12.87	22.71	50.02	-27.31	Average
5	1.4874	0.10	9.55	21.35	31.00	56.00	-25.00	QP
6	1.4874	0.10	9.55	10.47	20.12	46.00	-25.88	Average
7	1.9182	0.10	9.55	23.03	32.68	56.00	-23.32	QP
8	1.9182	0.10	9.55	12.04	21.69	46.00	-24.31	Average
9	4.4540	0.12	9.56	23.64	33.32	56.00	-22.68	QP
10	4.4540	0.12	9.56	12.23	21.91	46.00	-24.09	Average
11 *	16.9282	0.28	9.98	39.45	49.71	60.00	-10.29	QP
12 *	16.9282	0.28	9.98	32.58	42.84	50.00	-7.16	Average



SGS-CSTC Standards Technical Services Co., Ltd.
Shenzhen Branch (SZEMC) Laboratory

Unless otherwise agreed in writing, this document is issued by the Company subject to its General Conditions of Service printed overleaf, available on request or accessible at <https://www.sgs.com/en/Terms-and-Conditions>. Attention is drawn to the limitation of liability, indemnification and jurisdiction issues defined therein. Any holder of this document is advised that information contained hereon reflects the Company's findings at the time of its intervention only and within the limits of Client's instructions, if any. The Company's sole responsibility is to its Client and this document does not exonerate parties to a transaction from exercising all their rights and obligations under the transaction documents. This document cannot be reproduced except in full, without prior written approval of the Company. Any unauthorized alteration, forgery or falsification of the content or appearance of this document is unlawful and offenders may be prosecuted to the fullest extent of the law. Unless otherwise stated the results shown in this test report refer only to the sample(s) tested and such sample(s) are retained for 30 days only.

Attention: To check the authenticity of testing / inspection report & certificate, please contact us at telephone: (86-755) 8307 1443, or email: CN.Doccheck@sgs.com

No.1 Workshop, M-10, Middle Section, Science & Technology Park, Nanshan District, Shenzhen, Guangdong, China 518057 t (86-755) 26012053 f (86-755) 26710594 www.sgs.com.cn
中国·广东·深圳市南山区科技园中区M-10栋1号厂房 邮编: 518057 t (86-755) 26012053 f (86-755) 26710594 sgs.china@sgs.com

7.2 Radiated Emissions which fall in the restricted bands

Test Requirement 47 CFR Part 15, Subpart C 15.205 & 15.209

Test Method: ANSI C63.10 (2013) Section 6.10.5

Measurement Distance: 3m

Limit:

Frequency(MHz)	Field strength(microvolts/meter)	Measurement distance(meters)
0.009-0.490	2400/F(kHz)	300
0.490-1.705	24000/F(kHz)	30
1.705-30.0	30	30
30-88	100	3
88-216	150	3
216-960	200	3
Above 960	500	3

Remark: The emission limits shown in the above table are based on measurements employing a CISPR quasi-peak detector except for the frequency bands 9-90kHz, 110-490kHz and above 1000 MHz. Radiated emission limits in these three bands are based on measurements employing an average detector, the peak field strength of any emission shall not exceed the maximum permitted average limits specified above by more than 20 dB under any condition of modulation.

7.2.1 E.U.T. Operation

Operating Environment:

Temperature: 22.3 °C

Humidity: 51.0 % RH

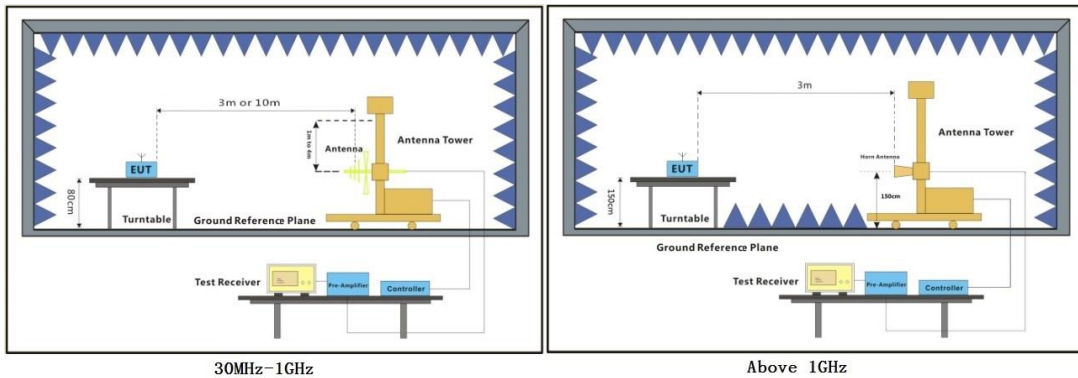
Atmospheric Pressure: 1020 mbar

7.2.2 Test Mode Description

Pre-scan / Final test	Mode Code	Description
Pre-scan	14	TX mode_Keep the EUT in continuously transmitting mode with all modulation types. All data rates for each modulation type have been tested and found the data rate @ 1Mbps is the worst case of IEEE 802.11b; data rate @ 6Mbps is the worst case of IEEE 802.11g; data rate @ HT0/HT8 is the worst case of IEEE 802.11n(HT20); data rate @ HT0/HT8 is the worst case of IEEE 802.11n(HT40); data rate @ HE0 is the worst case of IEEE 802.11ax/be(HT20); data rate @ HE0 is the worst case of IEEE 802.11ax/be(HT40). Only the data of worst case is recorded in the report.
Final test	15	Charge + TX mode_Keep the EUT in charging and continuously transmitting mode with all modulation types. All data rates for each modulation type have been tested and found the data rate @ 1Mbps is the worst case of IEEE 802.11b; data rate @ 6Mbps is the worst case of IEEE 802.11g; data rate @ HT0/HT8 is the worst case of IEEE 802.11n(HT20); data rate @ HT0/HT8 is the worst case of IEEE 802.11n(HT40); data rate @ HE0 is the worst case of IEEE 802.11ax/be(HT20); data rate @ HE0 is the worst case of IEEE 802.11ax/be(HT40). Only the data of worst case is recorded in the report.



7.2.3 Test Setup Diagram



7.2.4 Measurement Procedure and Data

- a. For below 1GHz, the EUT was placed on the top of a rotating table 0.8 meters above the ground at a 3 or 10 meter semi-anechoic chamber. The table was rotated 360 degrees to determine the position of the highest radiation.
- b. For above 1GHz, the EUT was placed on the top of a rotating table 1.5 meters above the ground at a 3 meter fully-anechoic chamber. The table was rotated 360 degrees to determine the position of the highest radiation.
- c. The EUT was set 3 or 10 meters away from the interference-receiving antenna, which was mounted on the top of a variable-height antenna tower.
- d. The antenna height is varied from one meter to four meters above the ground to determine the maximum value of the field strength. Both horizontal and vertical polarizations of the antenna are set to make the measurement.
- e. For each suspected emission, the EUT was arranged to its worst case and then the antenna was tuned to heights from 1 meter to 4 meters (for the test frequency of below 30MHz, the antenna was tuned to heights 1 meter) and the rotatable table was turned from 0 degrees to 360 degrees to find the maximum reading.
- f. The test-receiver system was set to Peak Detect Function and Specified Bandwidth with Maximum Hold Mode.
- g. If the emission level of the EUT in peak mode was 10dB lower than the limit specified, then testing could be stopped and the peak values of the EUT would be reported. Otherwise the emissions that did not have 10dB margin would be re-tested one by one using peak, quasi-peak or average method as specified and then reported in a data sheet.
- h. Test the EUT in the lowest channel, the middle channel, the Highest channel.
- i. The radiation measurements are performed in X, Y, Z axis positioning for Transmitting mode, and found the X axis positioning which it is the worst case.
- j. Repeat above procedures until all frequencies measured was complete.

Remark 1: Level= Read Level+ Cable Loss+ Antenna Factor- Preamp Factor

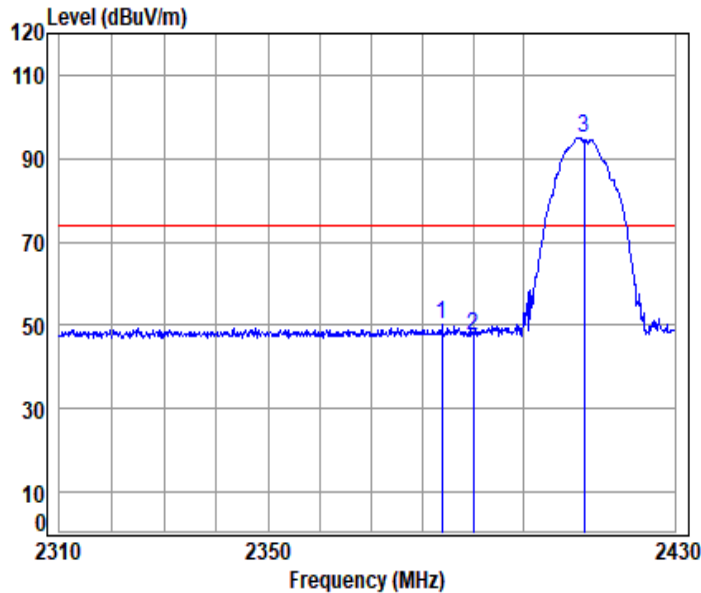
Remark 2: For frequencies above 1GHz, the field strength limits are based on average limits. However, the peak field strength of any emission shall not exceed the maximum permitted average limits specified above by more than 20 dB under any condition of modulation. For the emissions whose peak level is lower than the average limit, only the peak measurement is shown in the report.

Remark 3: The resolution bandwidth of test receiver/spectrum analyzer is 1MHz and the video bandwidth is 3MHz for Peak detection (PK) and Average detection (AV) at frequency above 1GHz.

Remark 4: For fundamental and harmonic signal measurement, the resolution bandwidth of test receiver/spectrum analyzer is 1MHz and the video bandwidth is $\geq 1/T$ (Duty cycle < 98%) or 10Hz (Duty cycle $\geq 98\%$) for Average detection (AV) at frequency above 1GHz.



11b_TX_CH_01_Horizontal-Peak



Condition: 3m HORIZONTAL

Job No : 01834AT/01835AT

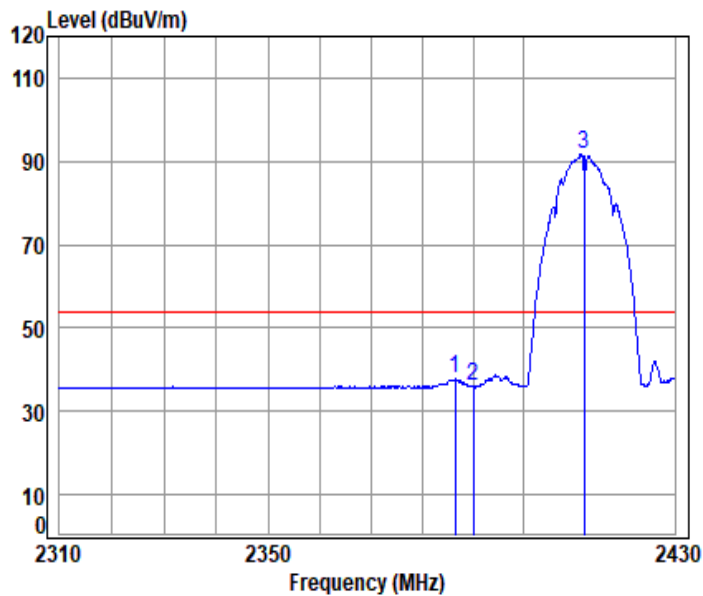
Mode : 2412 Band edge

: 2.4G Wi-Fi 11b

		Cable	Ant	Preamp	Read	Limit	Over	
	Freq	Loss	Factor	Factor	Level	Line	Limit	Remark
	MHz	dB	dB/m	dB	dBuV	dBuV/m	dBuV/m	dB
1	2383.803	6.82	27.44	31.54	47.26	49.98	74.00	-24.02 peak
2	2390.000	6.82	27.46	31.54	44.53	47.27	74.00	-26.73 peak
3	2412.000	6.91	27.52	31.54	92.24	95.13	74.00	21.13 peak



11b_TX_CH_01_Horizontal-Avg



Condition: 3m HORIZONTAL

Job No : 01834AT/01835AT

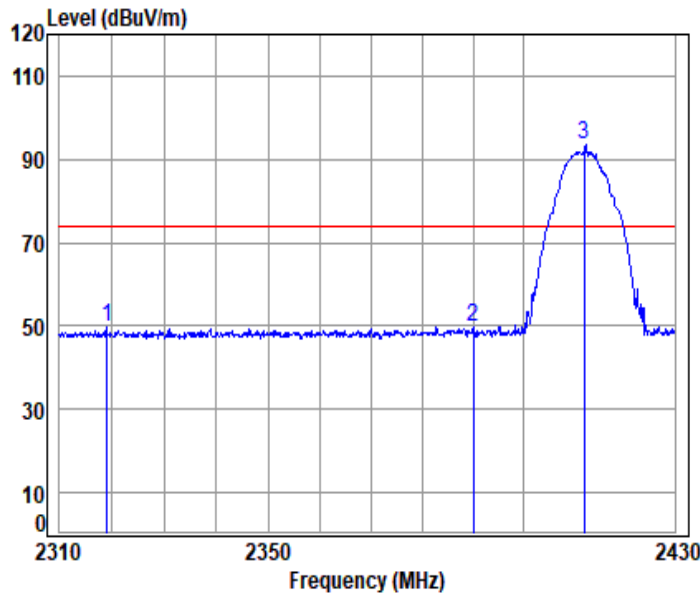
Mode : 2412 Band edge

: 2.4G Wi-Fi 11b

	Cable	Ant	Preamp	Read		Limit	Over	
Freq	Loss	Factor	Factor	Level	Level	Line	Limit	Remark
MHz	dB	dB/m	dB	dBuV	dBuV/m	dBuV/m	dB	
1	2386.461	6.82	27.45	31.54	35.08	37.81	54.00	-16.19 Average
2	2390.000	6.82	27.46	31.54	33.12	35.86	54.00	-18.14 Average
3	pp 2412.000	6.91	27.52	31.54	88.73	91.62	54.00	37.62 Average



11b_TX_CH_01_Vertical-Peak



Condition: 3m VERTICAL

Job No : 01834AT/01835AT

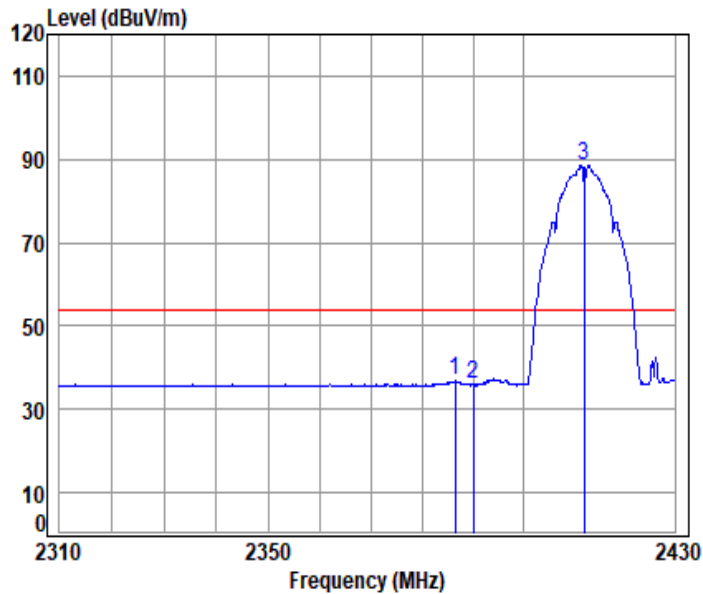
Mode : 2412 Band edge

: 2.4G Wi-Fi 11b

	Cable	Ant	Preamp	Read		Limit	Over	
Freq	Loss	Factor	Factor	Level	Level	Line	Limit	Remark
MHz	dB	dB/m	dB	dBuV	dBuV/m	dBuV/m	dB	
1	2319.026	6.79	27.24	31.53	47.25	49.75	74.00	-24.25 Peak
2	2390.000	6.82	27.46	31.54	46.89	49.63	74.00	-24.37 Peak
3	pp 2412.000	6.91	27.52	31.54	90.61	93.50	74.00	19.50 Peak



11b_TX_CH_01_Vertical-Avg



Condition: 3m VERTICAL

Job No : 01834AT/01835AT

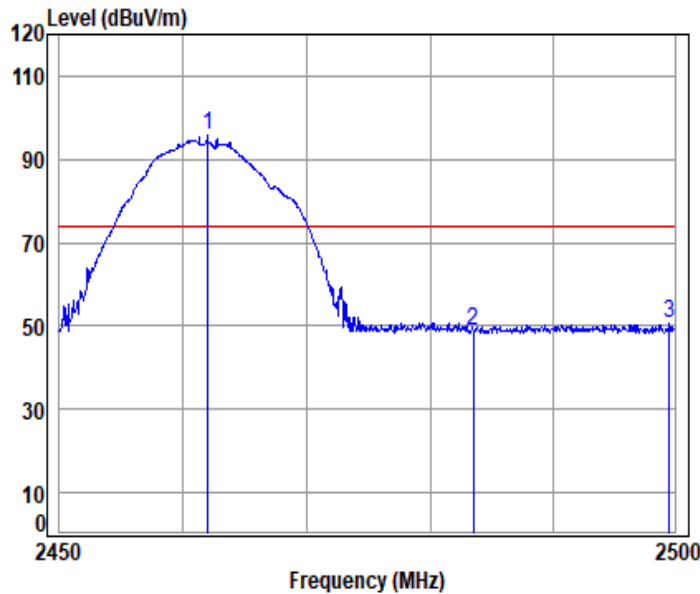
Mode : 2412 Band edge

: 2.4G Wi-Fi 11b

	Cable	Ant	Preamp	Read		Limit	Over	
Freq	Loss	Factor	Factor	Level	Level	Line	Limit	Remark
MHz	dB	dB/m	dB	dBuV	dBuV/m	dBuV/m	dB	
1	2386.461	6.82	27.45	31.54	34.04	36.77	54.00	-17.23 Average
2	2390.000	6.82	27.46	31.54	33.18	35.92	54.00	-18.08 Average
3	pp 2412.000	6.91	27.52	31.54	85.63	88.52	54.00	34.52 Average



11b_TX_CH_11_Horizontal-Peak



Condition: 3m HORIZONTAL

Job No : 01834AT/01835AT

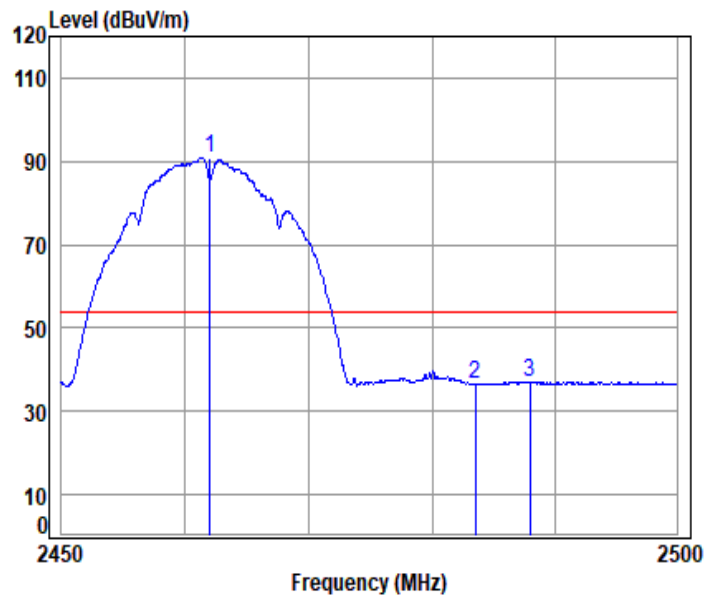
Mode : 2462 Band edge

: 2.4G Wi-Fi 11b

		Cable	Ant	Preamp	Read		Limit	Over	
	Freq	Loss	Factor	Factor	Level	Level	Line	Limit	Remark
	MHz	dB	dB/m	dB	dBuV	dBuV/m	dBuV/m	dB	
1 pp	2462.000	7.25	27.67	31.55	92.27	95.64	74.00	21.64	peak
2	2483.500	7.40	27.80	31.55	45.04	48.69	74.00	-25.31	peak
3	2499.545	7.51	27.90	31.55	46.67	50.53	74.00	-23.47	peak



11b_TX_CH_11_Horizontal-Avg



Condition: 3m HORIZONTAL

Job No : 01834AT/01835AT

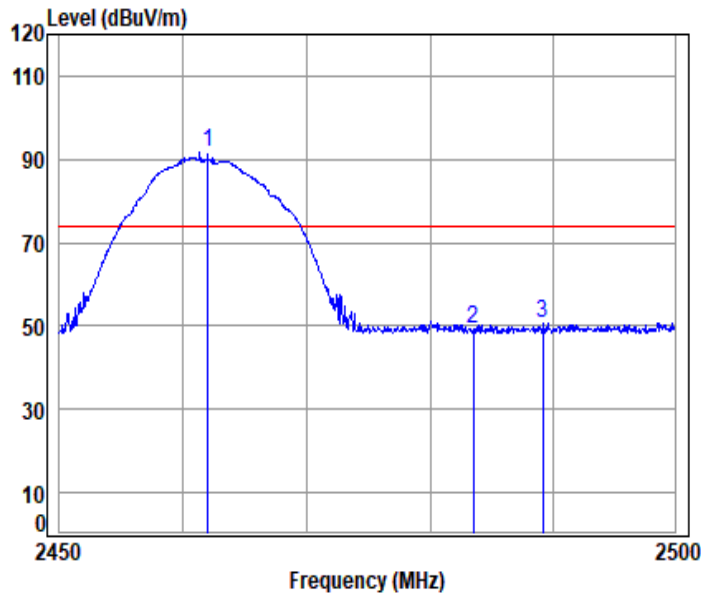
Mode : 2462 Band edge

: 2.4G Wi-Fi 11b

		Cable	Ant	Preamp	Read		Limit	Over	
	Freq	Loss	Factor	Factor	Level	Level	Line	Limit	Remark
	MHz	dB	dB/m	dB	dBuV	dBuV/m	dBuV/m	dB	
1 pp	2462.000	7.25	27.67	31.55	87.47	90.84	54.00	36.84	Average
2	2483.500	7.40	27.80	31.55	32.76	36.41	54.00	-17.59	Average
3	2488.008	7.43	27.83	31.55	33.46	37.17	54.00	-16.83	Average



11b_TX_CH_11_Vertical-Peak



Condition: 3m VERTICAL

Job No : 01834AT/01835AT

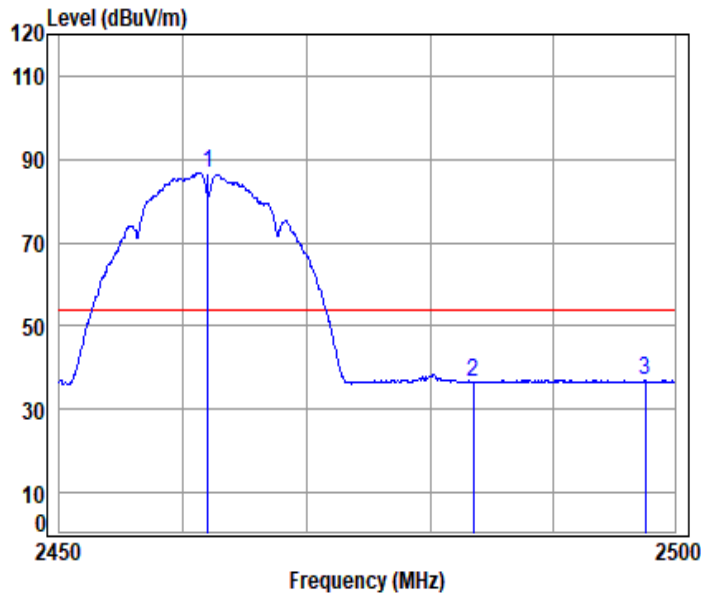
Mode : 2462 Band edge

: 2.4G Wi-Fi 11b

		Cable	Ant	Preamp	Read		Limit	Over	
	Freq	Loss	Factor	Factor	Level	Level	Line	Limit	Remark
	MHz	dB	dB/m	dB	dBuV	dBuV/m	dBuV/m	dB	
1 pp	2462.000	7.25	27.67	31.55	88.26	91.63	74.00	17.63	Peak
2	2483.500	7.40	27.80	31.55	45.66	49.31	74.00	-24.69	Peak
3	2489.165	7.44	27.83	31.55	47.09	50.81	74.00	-23.19	Peak



11b_TX_CH_11_Vertical-Avg



Condition: 3m VERTICAL

Job No : 01834AT/01835AT

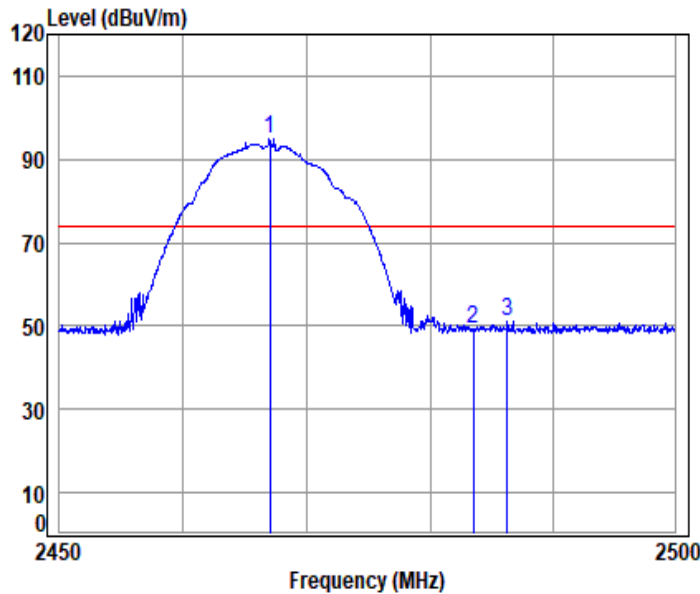
Mode : 2462 Band edge

: 2.4G Wi-Fi 11b

		Cable	Ant	Preamp	Read		Limit	Over	
	Freq	Loss	Factor	Factor	Level	Level	Line	Limit	Remark
	MHz	dB	dB/m	dB	dBuV	dBuV/m	dBuV/m	dB	
1 pp	2462.000	7.25	27.67	31.55	83.42	86.79	54.00	32.79	Average
2	2483.500	7.40	27.80	31.55	33.02	36.67	54.00	-17.33	Average
3	2497.577	7.49	27.89	31.55	33.13	36.96	54.00	-17.04	Average



11b_TX_CH_12_Horizontal-Peak



Condition: 3m HORIZONTAL

Job No : 01834AT/01835AT

Mode : 2467 Band edge

: 2.4G Wi-Fi 11b

	Cable	Ant	Preamp	Read		Limit	Over	
Freq	Loss	Factor	Factor	Level	Level	Line	Limit	Remark
MHz	dB	dB/m	dB	dBuV	dBuV/m	dBuV/m	dB	
1 pp 2467.000	7.29	27.70	31.55	91.56	95.00	74.00	21.00	peak
2 2483.500	7.40	27.80	31.55	45.58	49.23	74.00	-24.77	peak
3 2486.300	7.42	27.82	31.55	47.27	50.96	74.00	-23.04	peak



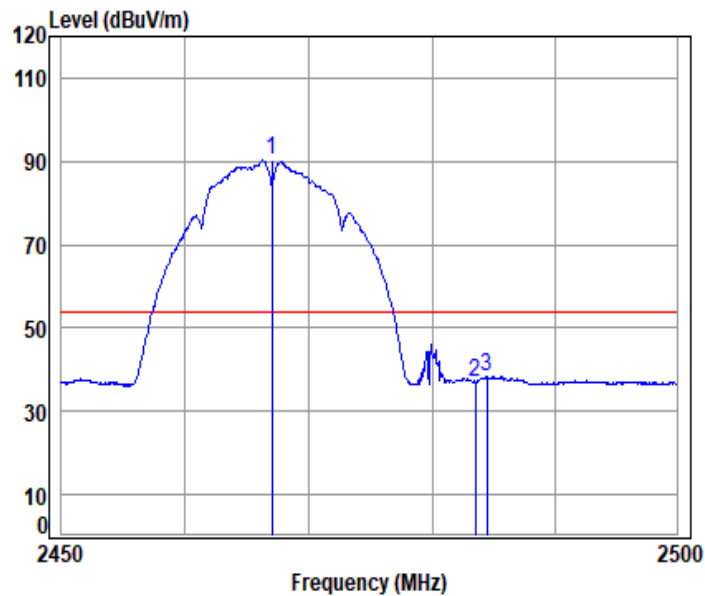
Unless otherwise agreed in writing, this document is issued by the Company subject to its General Conditions of Service printed overleaf, available on request or accessible at <https://www.sgs.com/en/Terms-and-Conditions>. Attention is drawn to the limitation of liability, indemnification and jurisdiction issues defined therein. Any holder of this document is advised that information contained hereon reflects the Company's findings at the time of its intervention only and within the limits of Client's instructions, if any. The Company's sole responsibility is to its Client and this document does not exonerate parties to a transaction from exercising all their rights and obligations under the transaction documents. This document cannot be reproduced except in full, without prior written approval of the Company. Any unauthorized alteration, forgery or falsification of the content or appearance of this document is unlawful and offenders may be prosecuted to the fullest extent of the law. Unless otherwise stated the results shown in this test report refer only to the sample(s) tested and such sample(s) are retained for 30 days only.

Attention: To check the authenticity of testing / inspection report & certificate, please contact us at telephone: (86-755) 8307 1443, or email: CN.Doccheck@sgs.com

SGS-CSTC Standards Technical Services Co., Ltd.
Shenzhen Branch Testing & Calibration Laboratory

No.1 Workshop, M-10, Middle Section, Science & Technology Park, Nanshan District, Shenzhen, Guangdong, China 518057 t (86-755) 26012053 f (86-755) 26710594 www.sgs.com.cn
中国·广东·深圳市南山区科技园中区M-10栋1号厂房 邮编: 518057 t (86-755) 26012053 f (86-755) 26710594 sgs.china@sgs.com

11b_TX_CH_12_Horizontal-Avg



Condition: 3m HORIZONTAL

Job No : 01834AT/01835AT

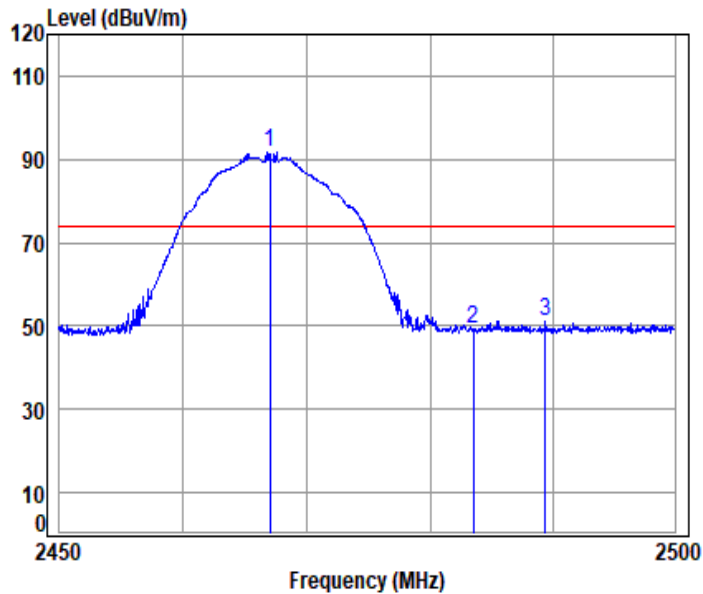
Mode : 2467 Band edge

: 2.4G Wi-Fi 11b

		Cable	Ant	Preamp	Read		Limit	Over	
	Freq	Loss	Factor	Factor	Level	Level	Line	Limit	Remark
	MHz	dB	dB/m	dB	dBuV	dBuV/m	dBuV/m	dB	
1	pp 2467.000	7.29	27.70	31.55	86.76	90.20	54.00	36.20	Average
2	2483.500	7.40	27.80	31.55	33.46	37.11	54.00	-16.89	Average
3	2484.442	7.40	27.81	31.55	34.60	38.26	54.00	-15.74	Average



11b_TX_CH_12_Vertical-Peak



Condition: 3m VERTICAL

Job No : 01834AT/01835AT

Mode : 2467 Band edge

: 2.4G Wi-Fi 11b

		Cable	Ant	Preamp	Read		Limit	Over	
	Freq	Loss	Factor	Factor	Level	Level	Line	Limit	Remark
	MHz	dB	dB/m	dB	dBuV	dBuV/m	dBuV/m	dB	
1	pp 2467.000	7.29	27.70	31.55	88.39	91.83	74.00	17.83	Peak
2	2483.500	7.40	27.80	31.55	45.66	49.31	74.00	-24.69	Peak
3	2489.416	7.44	27.84	31.55	47.48	51.21	74.00	-22.79	Peak



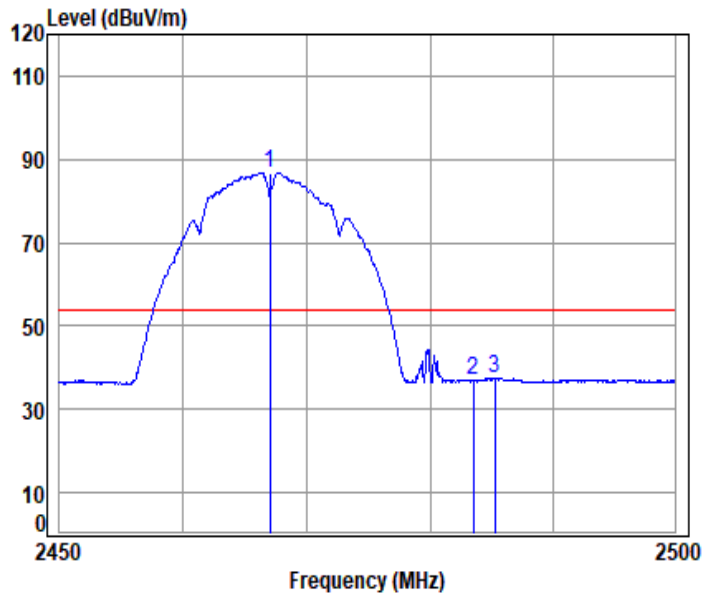
Unless otherwise agreed in writing, this document is issued by the Company subject to its General Conditions of Service printed overleaf, available on request or accessible at <https://www.sgs.com/en/Terms-and-Conditions>. Attention is drawn to the limitation of liability, indemnification and jurisdiction issues defined therein. Any holder of this document is advised that information contained hereon reflects the Company's findings at the time of its intervention only and within the limits of Client's instructions, if any. The Company's sole responsibility is to its Client and this document does not exonerate parties to a transaction from exercising all their rights and obligations under the transaction documents. This document cannot be reproduced except in full, without prior written approval of the Company. Any unauthorized alteration, forgery or falsification of the content or appearance of this document is unlawful and offenders may be prosecuted to the fullest extent of the law. Unless otherwise stated the results shown in this test report refer only to the sample(s) tested and such sample(s) are retained for 30 days only.

Attention: To check the authenticity of testing /inspection report & certificate, please contact us at telephone: (86-755) 8307 1443, or email: CN.Doccheck@sgs.com

SGS-CSTC Standards Technical Services Co., Ltd.
Shenzhen Branch Testing & Calibration Laboratory

No.1 Workshop, M-10, Middle Section, Science & Technology Park, Nanshan District, Shenzhen, Guangdong, China 518057 t (86-755) 26012053 f (86-755) 26710594 www.sgs.com.cn
中国·广东·深圳市南山区科技园中区M-10栋1号厂房 邮编: 518057 t (86-755) 26012053 f (86-755) 26710594 sgs.china@sgs.com

11b_TX_CH_12_Vertical-Avg



Condition: 3m VERTICAL

Job No : 01834AT/01835AT

Mode : 2467 Band edge

: 2.4G Wi-Fi 11b

		Cable	Ant	Preamp	Read		Limit	Over	
	Freq	Loss	Factor	Factor	Level	Level	Line	Limit	Remark
	MHz	dB	dB/m	dB	dBuV	dBuV/m	dBuV/m	dB	
1 pp	2467.000	7.29	27.70	31.55	83.45	86.89	54.00	32.89	Average
2	2483.500	7.40	27.80	31.55	33.15	36.80	54.00	-17.20	Average
3	2485.245	7.41	27.81	31.55	33.82	37.49	54.00	-16.51	Average



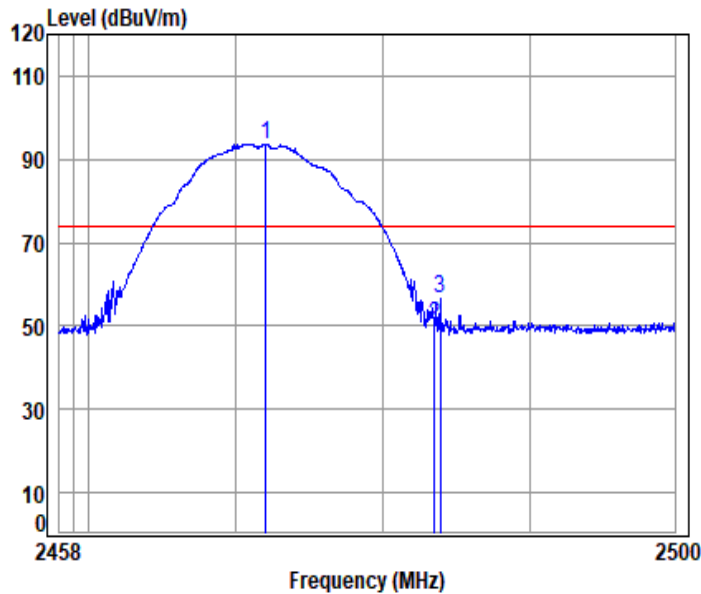
Unless otherwise agreed in writing, this document is issued by the Company subject to its General Conditions of Service printed overleaf, available on request or accessible at <https://www.sgs.com/en/Terms-and-Conditions>. Attention is drawn to the limitation of liability, indemnification and jurisdiction issues defined therein. Any holder of this document is advised that information contained hereon reflects the Company's findings at the time of its intervention only and within the limits of Client's instructions, if any. The Company's sole responsibility is to its Client and this document does not exonerate parties to a transaction from exercising all their rights and obligations under the transaction documents. This document cannot be reproduced except in full, without prior written approval of the Company. Any unauthorized alteration, forgery or falsification of the content or appearance of this document is unlawful and offenders may be prosecuted to the fullest extent of the law. Unless otherwise stated the results shown in this test report refer only to the sample(s) tested and such sample(s) are retained for 30 days only.

Attention: To check the authenticity of testing / inspection report & certificate, please contact us at telephone: (86-755) 8307 1443, or email: CN.Doccheck@sgs.com

SGS-CSTC Standards Technical Services Co., Ltd.
Shenzhen Branch Testing and Calibration Laboratory

No.1 Workshop, M-10, Middle Section, Science & Technology Park, Nanshan District, Shenzhen, Guangdong, China 518057 t (86-755) 26012053 f (86-755) 26710594 www.sgs.com.cn
中国·广东·深圳市南山区科技园中区M-10栋1号厂房 邮编: 518057 t (86-755) 26012053 f (86-755) 26710594 sgs.china@sgs.com

11b_TX_CH_13_Horizontal-Peak



Condition: 3m HORIZONTAL

Job No : 01834AT/01835AT

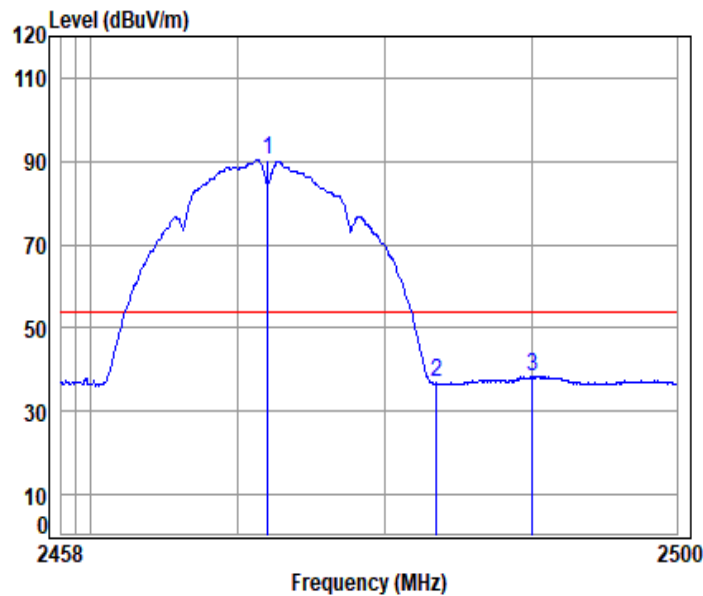
Mode : 2472 Band edge

: 2.4G Wi-Fi 11b

		Cable	Ant	Preamp	Read		Limit	Over	
	Freq	Loss	Factor	Factor	Level	Level	Line	Limit	Remark
	MHz	dB	dB/m	dB	dBuV	dBuV/m	dBuV/m	dB	
1 pp	2472.000	7.32	27.73	31.55	90.18	93.68	74.00	19.68	peak
2	2483.500	7.40	27.80	31.55	46.40	50.05	74.00	-23.95	peak
3	2483.914	7.40	27.80	31.55	52.88	56.53	74.00	-17.47	peak



11b_TX_CH_13_Horizontal-Avg



Condition: 3m HORIZONTAL

Job No : 01834AT/01835AT

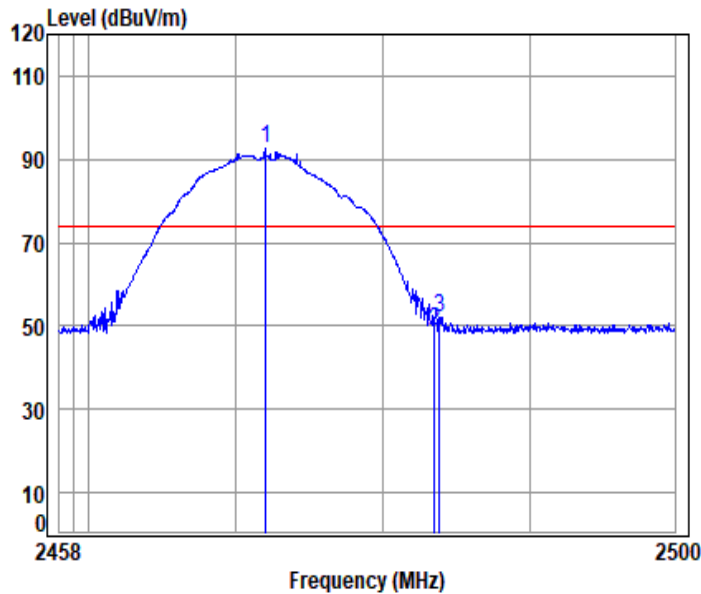
Mode : 2472 Band edge

: 2.4G Wi-Fi 11b

		Cable	Ant	Preamp	Read		Limit	Over	
	Freq	Loss	Factor	Factor	Level	Level	Line	Limit	Remark
	MHz	dB	dB/m	dB	dBuV	dBuV/m	dBuV/m	dB	
1 pp	2472.000	7.32	27.73	31.55	86.73	90.23	54.00	36.23	Average
2	2483.500	7.40	27.80	31.55	33.18	36.83	54.00	-17.17	Average
3	2490.066	7.44	27.84	31.55	34.76	38.49	54.00	-15.51	Average



11b_TX_CH_13_Vertical-Peak



Condition: 3m VERTICAL

Job No : 01834AT/01835AT

Mode : 2472 Band edge

: 2.4G Wi-Fi 11b

		Cable	Ant	Preamp	Read		Limit	Over	
	Freq	Loss	Factor	Factor	Level	Level	Line	Limit	Remark
	MHz	dB	dB/m	dB	dBuV	dBuV/m	dBuV/m	dB	
1	pp 2472.000	7.32	27.73	31.55	88.93	92.43	74.00	18.43	Peak
2	2483.500	7.40	27.80	31.55	45.04	48.69	74.00	-25.31	Peak
3	2483.872	7.40	27.80	31.55	48.52	52.17	74.00	-21.83	Peak



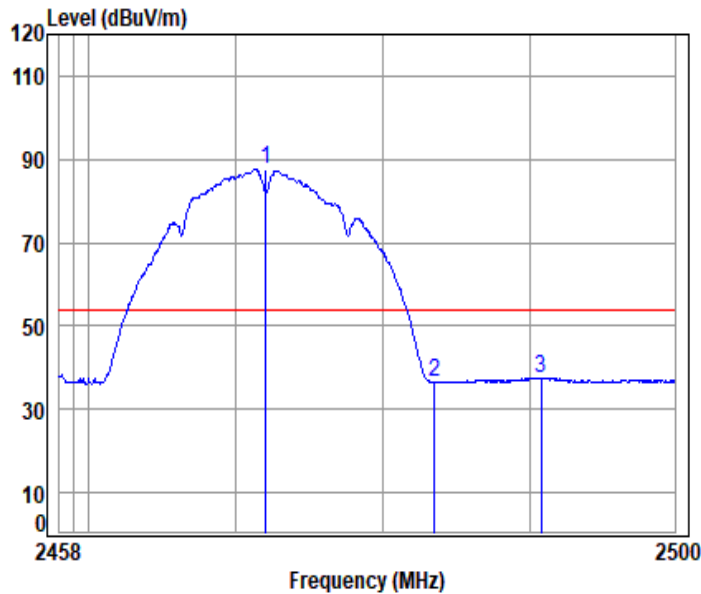
Unless otherwise agreed in writing, this document is issued by the Company subject to its General Conditions of Service printed overleaf, available on request or accessible at <https://www.sgs.com/en/Terms-and-Conditions>. Attention is drawn to the limitation of liability, indemnification and jurisdiction issues defined therein. Any holder of this document is advised that information contained hereon reflects the Company's findings at the time of its intervention only and within the limits of Client's instructions, if any. The Company's sole responsibility is to its Client and this document does not exonerate parties to a transaction from exercising all their rights and obligations under the transaction documents. This document cannot be reproduced except in full, without prior written approval of the Company. Any unauthorized alteration, forgery or falsification of the content or appearance of this document is unlawful and offenders may be prosecuted to the fullest extent of the law. Unless otherwise stated the results shown in this test report refer only to the sample(s) tested and such sample(s) are retained for 30 days only.

Attention: To check the authenticity of testing / inspection report & certificate, please contact us at telephone: (86-755) 8307 1443, or email: CN.Doccheck@sgs.com

SGS-CSTC Standards Technical Services Co., Ltd.
Shenzhen Branch Testing & Calibration Laboratory

No.1 Workshop, M-10, Middle Section, Science & Technology Park, Nanshan District, Shenzhen, Guangdong, China 518057 t (86-755) 26012053 f (86-755) 26710594 www.sgs.com.cn
中国·广东·深圳市南山区科技园中区M-10栋1号厂房 邮编: 518057 t (86-755) 26012053 f (86-755) 26710594 sgs.china@sgs.com

11b_TX_CH_13_Vertical-Avg



Condition: 3m VERTICAL

Job No : 01834AT/01835AT

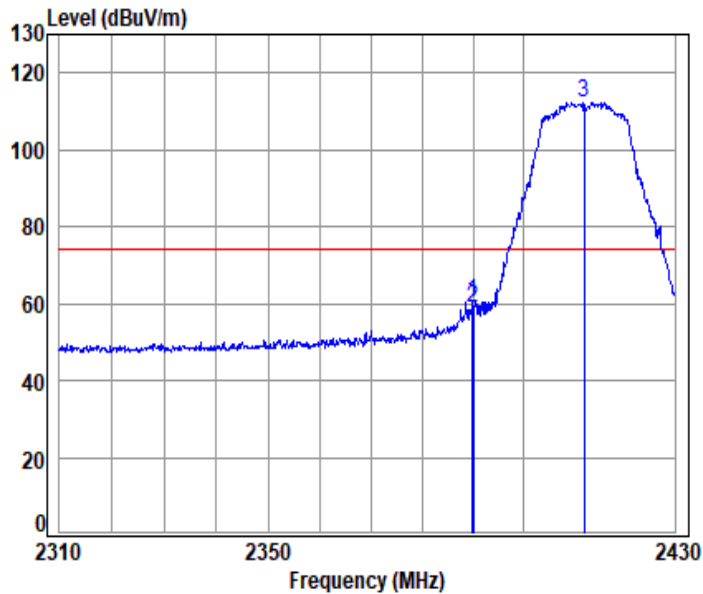
Mode : 2472 Band edge

: 2.4G Wi-Fi 11b

		Cable	Ant	Preamp	Read		Limit	Over	
	Freq	Loss	Factor	Factor	Level	Level	Line	Limit	Remark
	MHz	dB	dB/m	dB	dBuV	dBuV/m	dBuV/m	dB	
1 pp	2472.000	7.32	27.73	31.55	84.03	87.53	54.00	33.53	Average
2	2483.500	7.40	27.80	31.55	32.77	36.42	54.00	-17.58	Average
3	2490.825	7.45	27.84	31.55	33.78	37.52	54.00	-16.48	Average



11n_HT(20M)_TX_CH_01_Horizontal-Peak



Condition: 3m HORIZONTAL

Job No : 01834AT/01835AT

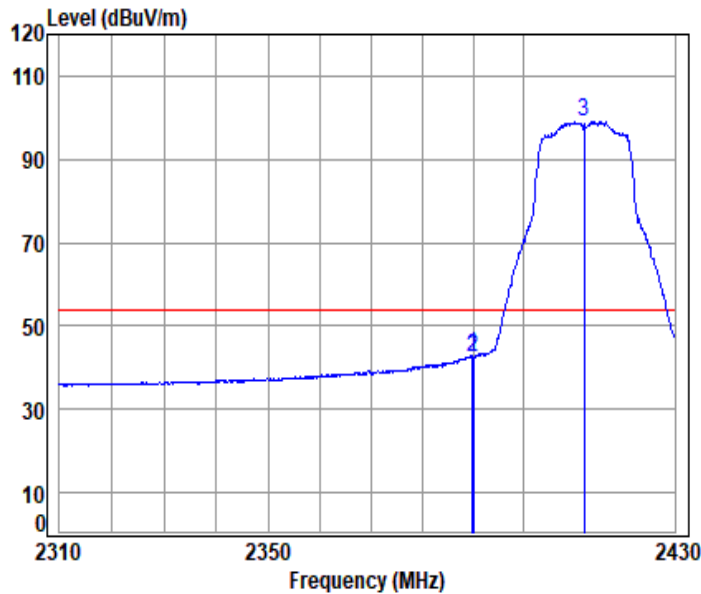
Mode : 2412 Band edge

: 2.4G Wi-Fi 11n20

	Cable	Ant	Preamp	Read		Limit	Over	
Freq	Loss	Factor	Factor	Level	Level	Line	Limit	Remark
MHz	dB	dB/m	dB	dBuV	dBuV/m	dBuV/m	dB	
1	2389.847	6.82	27.46	31.54	57.63	60.37	74.00	-13.63 peak
2	2390.000	6.82	27.46	31.54	55.99	58.73	74.00	-15.27 peak
3	2412.000	6.91	27.52	31.54	109.49	112.38	74.00	38.38 peak



11n_HT(20M)_TX_CH_01_Horizontal-Avg



Condition: 3m HORIZONTAL

Job No : 01834AT/01835AT

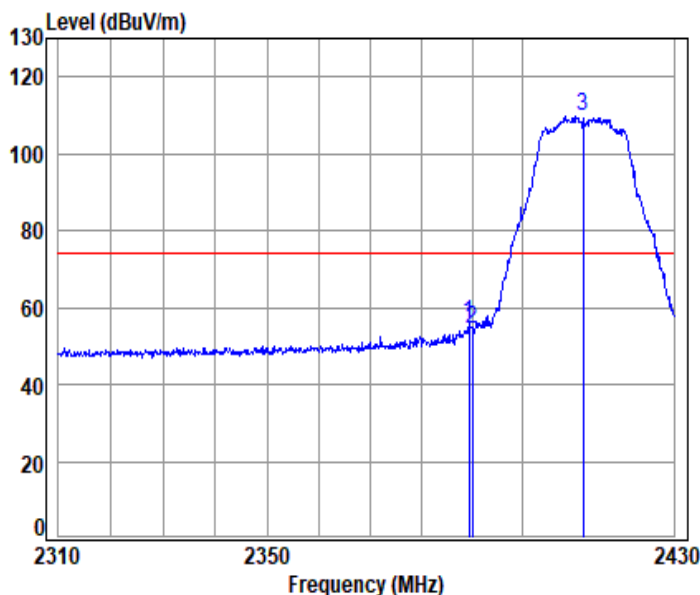
Mode : 2412 Band edge

: 2.4G Wi-Fi 11n20

	Cable	Ant	Preamp	Read	Limit	Over		
Freq	Loss	Factor	Factor	Level	Level	Line	Limit	Remark
MHz	dB	dB/m	dB	dBuV	dBuV/m	dBuV/m	dB	
1 2389.847	6.82	27.46	31.54	40.20	42.94	54.00	-11.06	Average
2 2390.000	6.82	27.46	31.54	39.91	42.65	54.00	-11.35	Average
3 pp 2412.000	6.91	27.52	31.54	96.28	99.17	54.00	45.17	Average



11n_HT(20M)_TX_CH_01_Vertical-Peak



Condition: 3m VERTICAL

Job No : 01834AT/01835AT

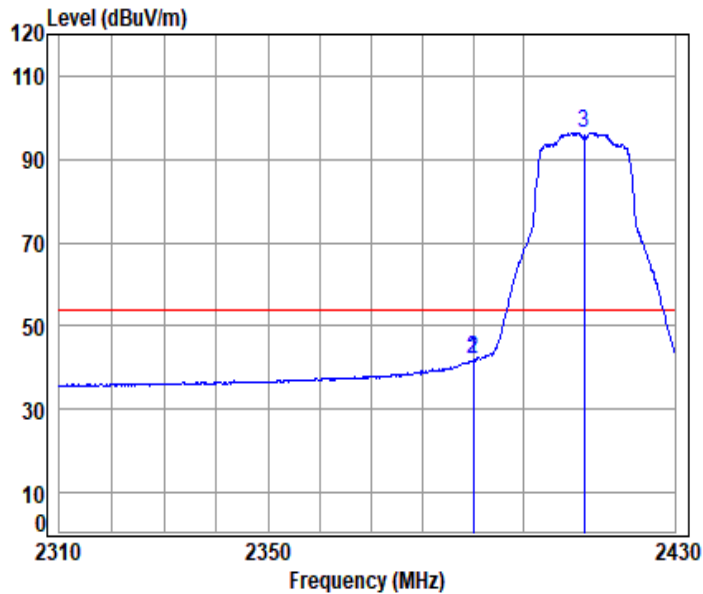
Mode : 2412 Band edge

: 2.4G Wi-Fi 11n20

	Cable	Ant	Preamp	Read		Limit	Over	
Freq	Loss	Factor	Factor	Level	Level	Line	Limit	Remark
MHz	dB	dB/m	dB	dBuV	dBuV/m	dBuV/m	dB	
1 2389.363	6.82	27.46	31.54	53.27	56.01	74.00	-17.99	Peak
2 2390.000	6.82	27.46	31.54	51.80	54.54	74.00	-19.46	Peak
3 pp 2412.000	6.91	27.52	31.54	106.69	109.58	74.00	35.58	Peak



11n-HT(20M)_TX_CH_01_Vertical-Avg



Condition: 3m VERTICAL

Job No : 01834AT/01835AT

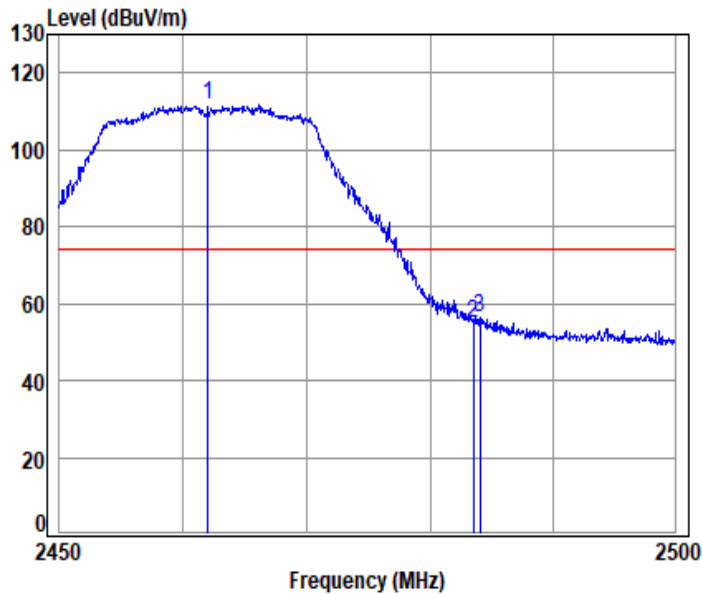
Mode : 2412 Band edge

: 2.4G Wi-Fi 11n20

	Cable	Ant	Preamp	Read		Limit	Over	
Freq	Loss	Factor	Factor	Level	Level	Line	Limit	Remark
MHz	dB	dB/m	dB	dBuV	dBuV/m	dBuV/m	dB	
1 2389.968	6.82	27.46	31.54	39.19	41.93	54.00	-12.07	Average
2 2390.000	6.82	27.46	31.54	39.19	41.93	54.00	-12.07	Average
3 pp 2412.000	6.91	27.52	31.54	93.60	96.49	54.00	42.49	Average



11n_HT(20M)_TX_CH_11_Horizontal-Peak



Condition: 3m HORIZONTAL

Job No : 01834AT/01835AT

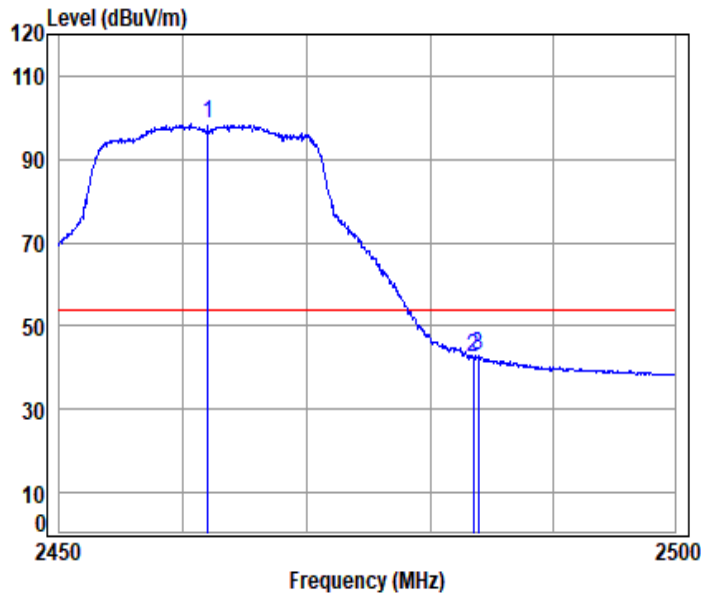
Mode : 2462 Band edge

: 2.4G Wi-Fi 11n20

	Cable	Ant	Preamp	Read		Limit	Over	
Freq	Loss	Factor	Factor	Level	Level	Line	Limit	Remark
MHz	dB	dB/m	dB	dBuV	dBuV/m	dBuV/m	dB	
1 pp 2462.000	7.25	27.67	31.55	108.24	111.61	74.00	37.61	peak
2 2483.500	7.40	27.80	31.55	51.10	54.75	74.00	-19.25	peak
3 2484.041	7.40	27.80	31.55	52.51	56.16	74.00	-17.84	peak



11n_HT(20M)_TX_CH_11_Horizontal-Avg



Condition: 3m HORIZONTAL

Job No : 01834AT/01835AT

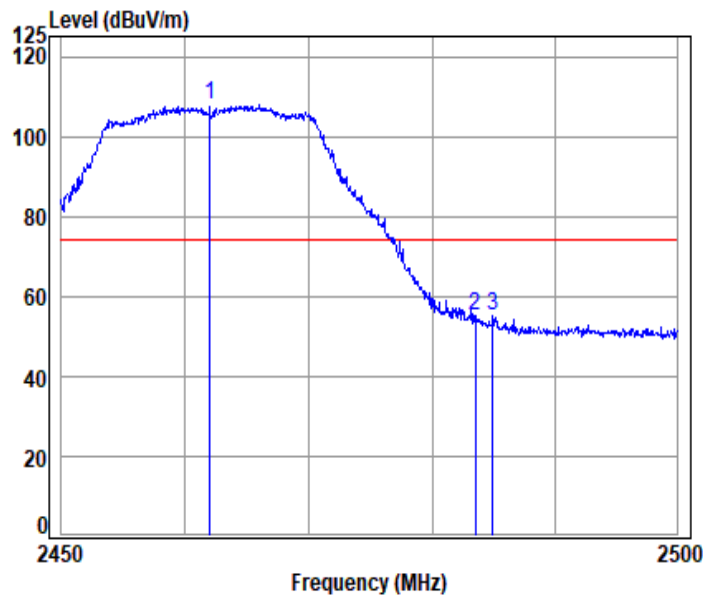
Mode : 2462 Band edge

: 2.4G Wi-Fi 11n20

	Cable	Ant	Preamp	Read		Limit	Over	
Freq	Loss	Factor	Factor	Level	Level	Line	Limit	Remark
MHz	dB	dB/m	dB	dBuV	dBuV/m	dBuV/m	dB	
1 pp 2462.000	7.25	27.67	31.55	94.99	98.36	54.00	44.36	Average
2 2483.500	7.40	27.80	31.55	38.67	42.32	54.00	-11.68	Average
3 2483.940	7.40	27.80	31.55	39.06	42.71	54.00	-11.29	Average



11n_HT(20M)_TX_CH_11_Vertical-Peak



Condition: 3m VERTICAL

Job No : 01834AT/01835AT

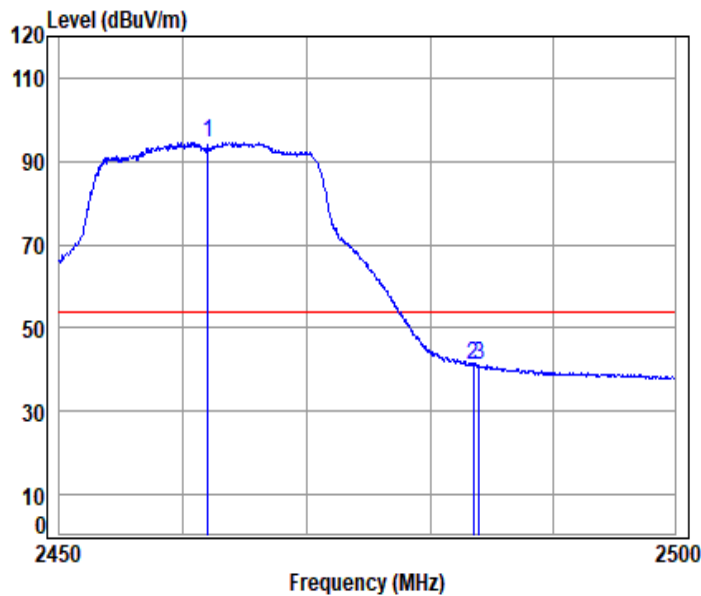
Mode : 2462 Band edge

: 2.4G Wi-Fi 11n20

		Cable	Ant	Preamp	Read		Limit	Over	
	Freq	Loss	Factor	Factor	Level	Level	Line	Limit	Remark
	MHz	dB	dB/m	dB	dBuV	dBuV/m	dBuV/m	dB	
1	pp 2462.000	7.25	27.67	31.55	104.41	107.78	74.00	33.78	Peak
2	2483.500	7.40	27.80	31.55	51.29	54.94	74.00	-19.06	Peak
3	2484.944	7.41	27.81	31.55	51.50	55.17	74.00	-18.83	Peak



11n-HT(20M)_TX_CH_11_Vertical-Avg



Condition: 3m VERTICAL

Job No : 01834AT/01835AT

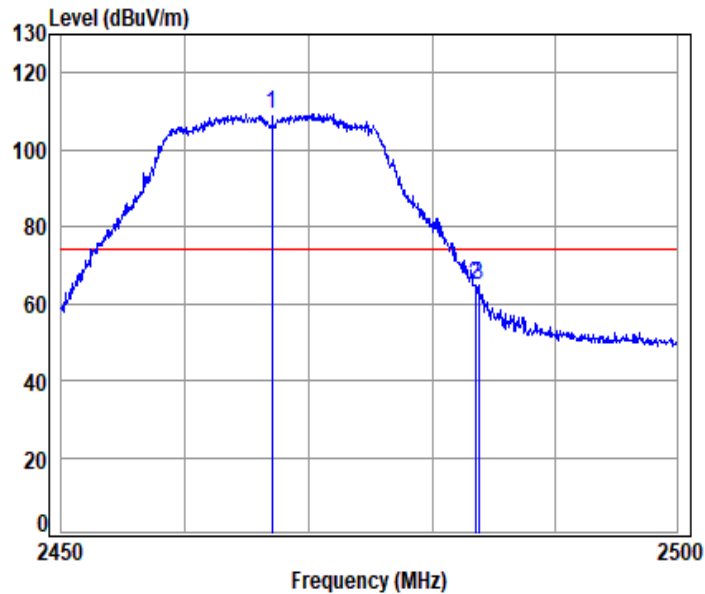
Mode : 2462 Band edge

: 2.4G Wi-Fi 11n20

		Cable	Ant	Preamp	Read		Limit	Over	
	Freq	Loss	Factor	Factor	Level	Level	Line	Limit	Remark
	MHz	dB	dB/m	dB	dBuV	dBuV/m	dBuV/m	dB	
1	pp 2462.000	7.25	27.67	31.55	91.09	94.46	54.00	40.46	Average
2	2483.500	7.40	27.80	31.55	37.59	41.24	54.00	-12.76	Average
3	2483.990	7.40	27.80	31.55	37.54	41.19	54.00	-12.81	Average



11n_HT(20M)_TX_CH_12_Horizontal-Peak



Condition: 3m HORIZONTAL

Job No : 01834AT/01835AT

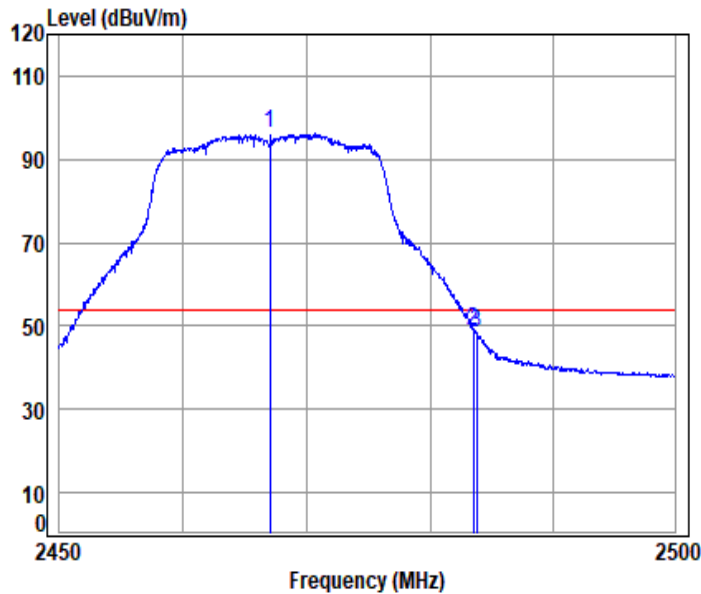
Mode : 2467 Band edge

: 2.4G Wi-Fi 11n20

		Cable	Ant	Preamp	Read		Limit	Over	
	Freq	Loss	Factor	Factor	Level	Level	Line	Limit	Remark
	MHz	dB	dB/m	dB	dBuV	dBuV/m	dBuV/m	dB	
1	pp 2467.000	7.29	27.70	31.55	106.03	109.47	74.00	35.47	peak
2	2483.500	7.40	27.80	31.55	61.30	64.95	74.00	-9.05	peak
3	2483.790	7.40	27.80	31.55	60.98	64.63	74.00	-9.37	peak



11n_HT(20M)_TX_CH_12_Horizontal-Avg



Condition: 3m HORIZONTAL

Job No : 01834AT/01835AT

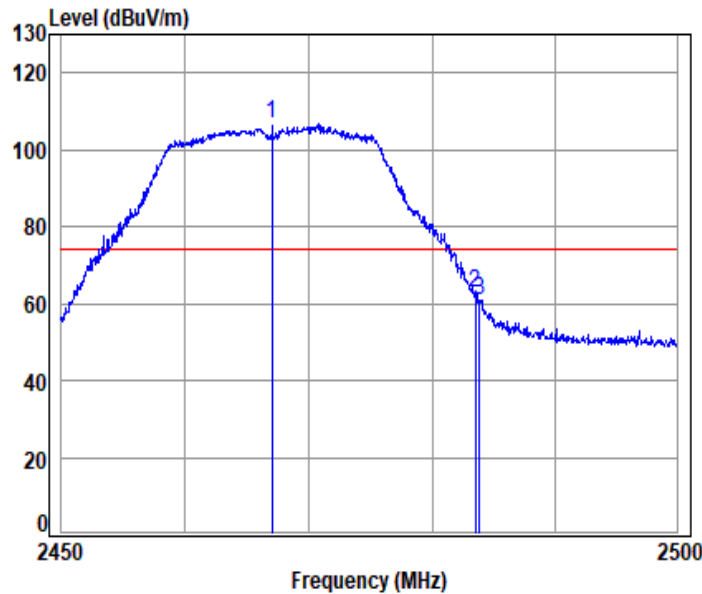
Mode : 2467 Band edge

: 2.4G Wi-Fi 11n20

		Cable	Ant	Preamp	Read		Limit	Over	
	Freq	Loss	Factor	Factor	Level	Level	Line	Limit	Remark
	MHz	dB	dB/m	dB	dBuV	dBuV/m	dBuV/m	dB	
1	pp 2467.000	7.29	27.70	31.55	92.67	96.11	54.00	42.11	Average
2	2483.500	7.40	27.80	31.55	45.06	48.71	54.00	-5.29	Average
3	2483.790	7.40	27.80	31.55	44.69	48.34	54.00	-5.66	Average



11n_HT(20M)_TX_CH_12_Vertical-Peak



Condition: 3m VERTICAL

Job No : 01834AT/01835AT

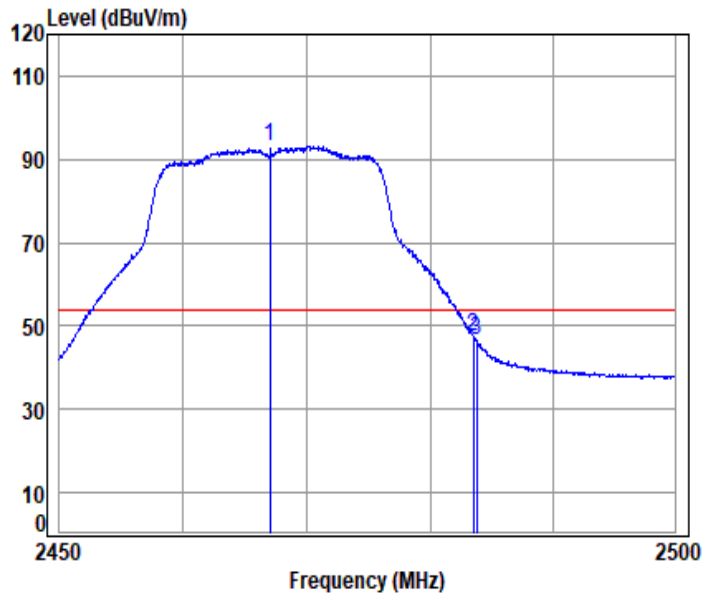
Mode : 2467 Band edge

: 2.4G Wi-Fi 11n20

	Cable	Ant	Preamp	Read		Limit	Over	
Freq	Loss	Factor	Factor	Level	Level	Line	Limit	Remark
MHz	dB	dB/m	dB	dBuV	dBuV/m	dBuV/m	dB	
1 pp 2467.000	7.29	27.70	31.55	103.12	106.56	74.00	32.56	Peak
2 2483.500	7.40	27.80	31.55	59.14	62.79	74.00	-11.21	Peak
3 2483.840	7.40	27.80	31.55	57.15	60.80	74.00	-13.20	Peak



11n-HT(20M)_TX_CH_12_Vertical-Avg



Condition: 3m VERTICAL

Job No : 01834AT/01835AT

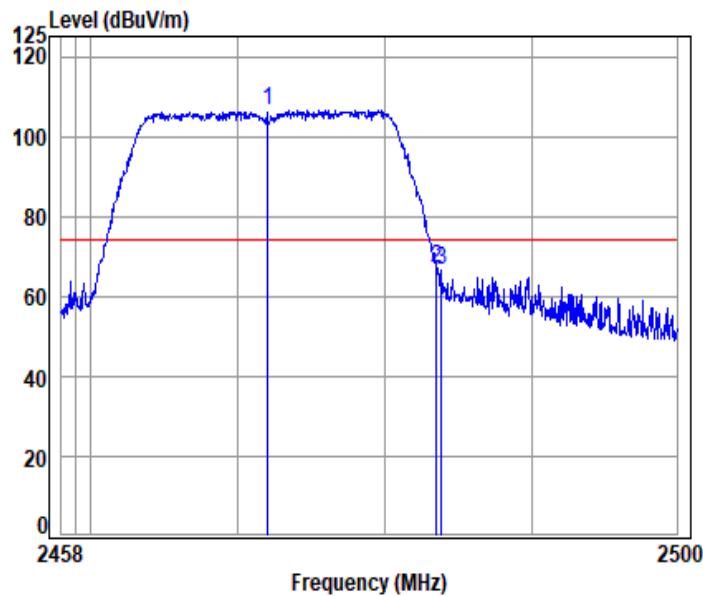
Mode : 2467 Band edge

: 2.4G Wi-Fi 11n20

		Cable	Ant	Preamp	Read		Limit	Over	
	Freq	Loss	Factor	Factor	Level	Level	Line	Limit	Remark
	MHz	dB	dB/m	dB	dBuV	dBuV/m	dBuV/m	dB	
1	pp 2467.000	7.29	27.70	31.55	89.85	93.29	54.00	39.29	Average
2	2483.500	7.40	27.80	31.55	43.95	47.60	54.00	-6.40	Average
3	2483.790	7.40	27.80	31.55	42.82	46.47	54.00	-7.53	Average



11n_HT(20M)_TX_CH_13_Horizontal-Peak



Condition: 3m HORIZONTAL

Job No : 01834AT/01835AT

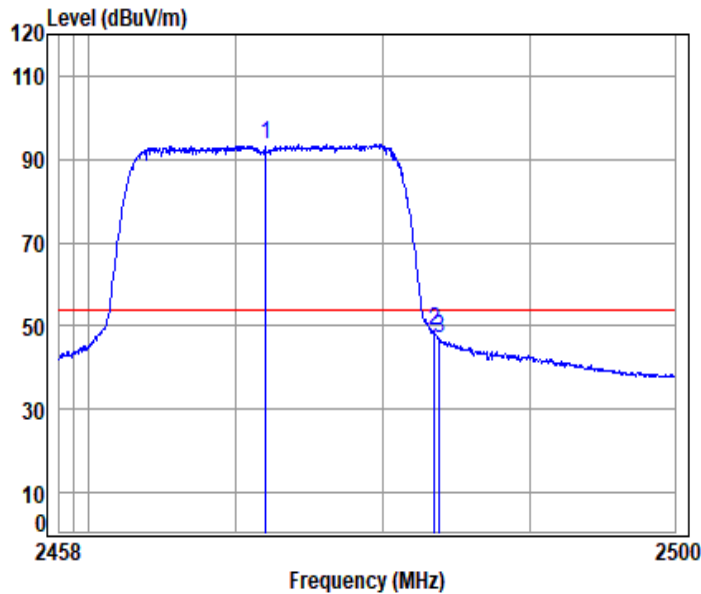
Mode : 2472 Band edge

: 2.4G Wi-Fi 11n20

		Cable	Ant	Preamp	Read		Limit	Over	
	Freq	Loss	Factor	Factor	Level	Level	Line	Limit	Remark
	MHz	dB	dB/m	dB	dBuV	dBuV/m	dBuV/m	dB	
1 pp	2472.000	7.32	27.73	31.55	103.04	106.54	74.00	32.54	peak
2	2483.500	7.40	27.80	31.55	63.17	66.82	74.00	-7.18	peak
3	2483.872	7.40	27.80	31.55	62.79	66.44	74.00	-7.56	peak



11n-HT(20M)_TX_CH_13_Horizontal-Avg



Condition: 3m HORIZONTAL

Job No : 01834AT/01835AT

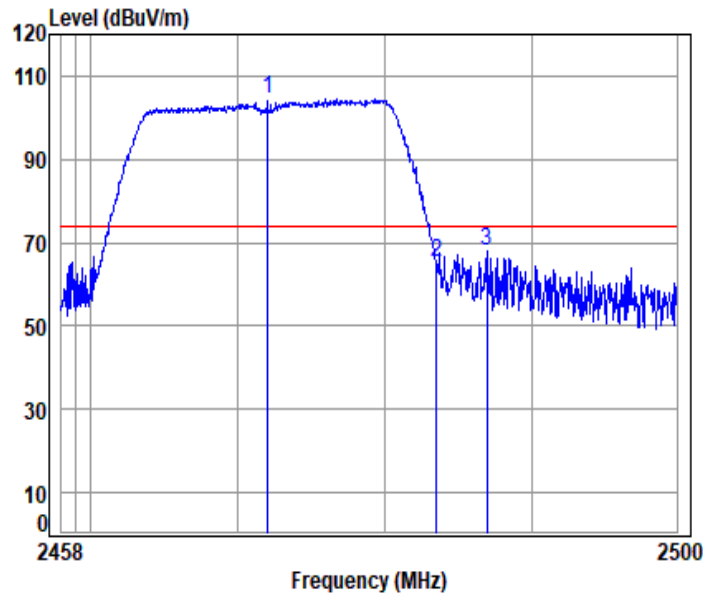
Mode : 2472 Band edge

: 2.4G Wi-Fi 11n20

		Cable	Ant	Preamp	Read		Limit	Over	
	Freq	Loss	Factor	Factor	Level	Level	Line	Limit	Remark
	MHz	dB	dB/m	dB	dBuV	dBuV/m	dBuV/m	dB	
1 pp	2472.000	7.32	27.73	31.55	90.13	93.63	54.00	39.63	Average
2	2483.500	7.40	27.80	31.55	45.05	48.70	54.00	-5.30	Average
3	2483.872	7.40	27.80	31.55	43.28	46.93	54.00	-7.07	Average



11n_HT(20M)_TX_CH_13_Vertical-Peak



Condition: 3m VERTICAL

Job No : 01834AT/01835AT

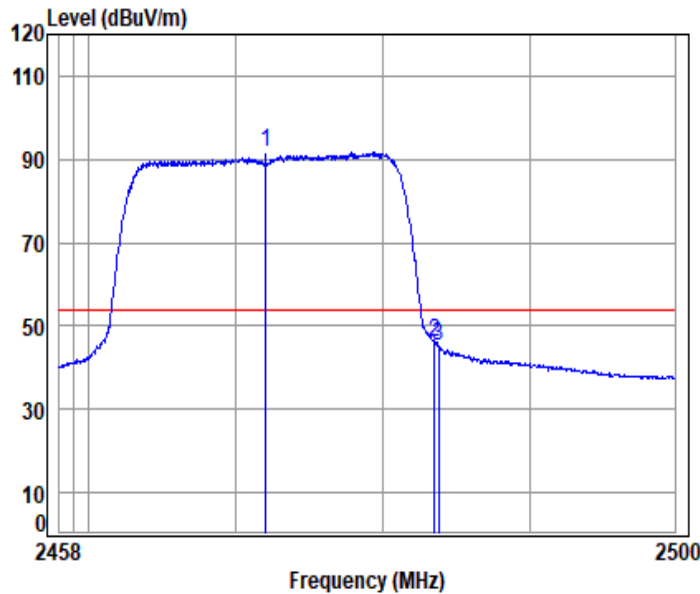
Mode : 2472 Band edge

: 2.4G Wi-Fi 11n20

		Cable	Ant	Preamp	Read		Limit	Over	
	Freq	Loss	Factor	Factor	Level	Level	Line	Limit	Remark
	MHz	dB	dB/m	dB	dBuV	dBuV/m	dBuV/m	dB	
1	pp 2472.000	7.32	27.73	31.55	100.93	104.43	74.00	30.43	Peak
2	2483.500	7.40	27.80	31.55	61.54	65.19	74.00	-8.81	Peak
3	2486.946	7.42	27.82	31.55	64.12	67.81	74.00	-6.19	Peak



11n-HT(20M)_TX_CH_13_Vertical-Avg



Condition: 3m VERTICAL

Job No : 01834AT/01835AT

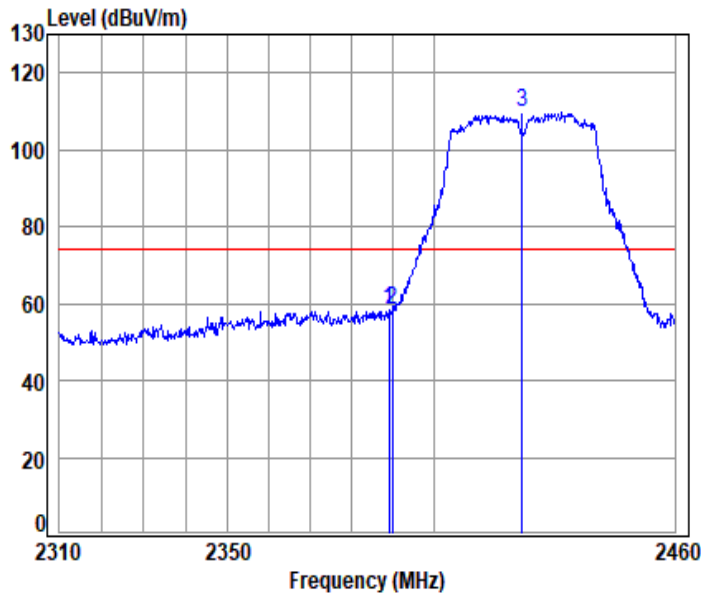
Mode : 2472 Band edge

: 2.4G Wi-Fi 11n20

		Cable	Ant	Preamp	Read		Limit	Over	
	Freq	Loss	Factor	Factor	Level	Level	Line	Limit	Remark
	MHz	dB	dB/m	dB	dBuV	dBuV/m	dBuV/m	dB	
1 pp	2472.000	7.32	27.73	31.55	88.20	91.70	54.00	37.70	Average
2	2483.500	7.40	27.80	31.55	42.39	46.04	54.00	-7.96	Average
3	2483.788	7.40	27.80	31.55	41.53	45.18	54.00	-8.82	Average



11n_HT(40M)_TX_CH_03_Horizontal-Peak



Condition: 3m HORIZONTAL

Job No : 01834AT/01835AT

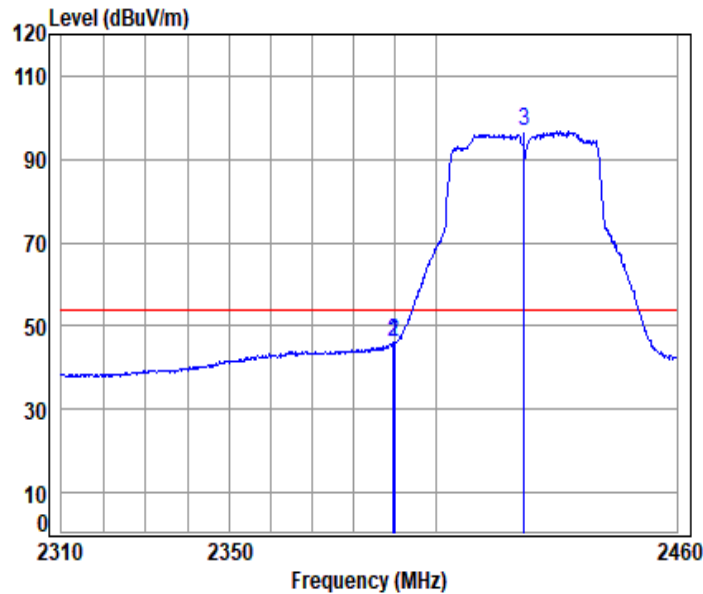
Mode : 2422 Band edge

: 2.4G Wi-Fi 11n40

	Cable	Ant	Preamp	Read		Limit	Over	
Freq	Loss	Factor	Factor	Level	Level	Line	Limit	Remark
MHz	dB	dB/m	dB	dBuV	dBuV/m	dBuV/m	dB	
1 2389.075	6.82	27.46	31.54	55.66	58.40	74.00	-15.60	peak
2 2390.000	6.82	27.46	31.54	55.61	58.35	74.00	-15.65	peak
3 pp 2422.000	6.98	27.54	31.54	106.66	109.64	74.00	35.64	peak



11n-HT(40M)_TX_CH_03_Horizontal-Avg



Condition: 3m HORIZONTAL

Job No : 01834AT/01835AT

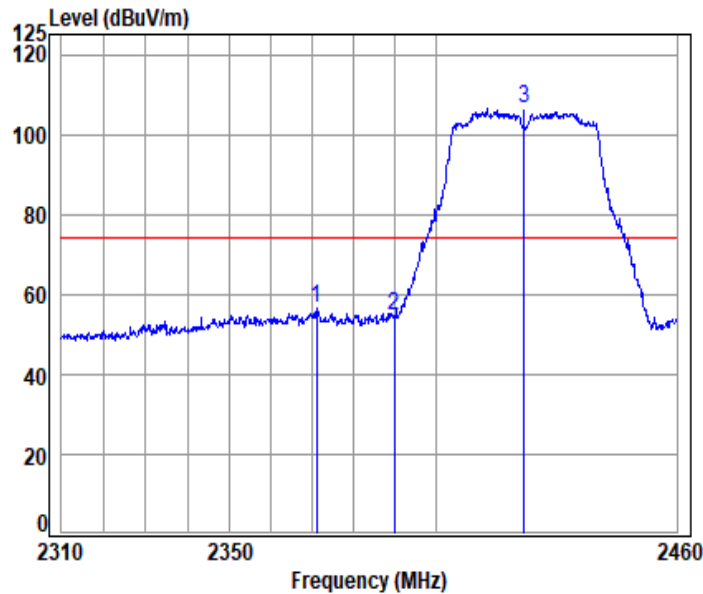
Mode : 2422 Band edge

: 2.4G Wi-Fi 11n40

	Cable	Ant	Preamp	Read		Limit	Over	
Freq	Loss	Factor	Factor	Level	Level	Line	Limit	Remark
MHz	dB	dB/m	dB	dBuV	dBuV/m	dBuV/m	dB	
1 2389.827	6.82	27.46	31.54	43.18	45.92	54.00	-8.08	Average
2 2390.000	6.82	27.46	31.54	43.19	45.93	54.00	-8.07	Average
3 pp 2422.000	6.98	27.54	31.54	93.68	96.66	54.00	42.66	Average



11n_HT(40M)_TX_CH_03_Vertical-Peak



Condition: 3m VERTICAL

Job No : 01834AT/01835AT

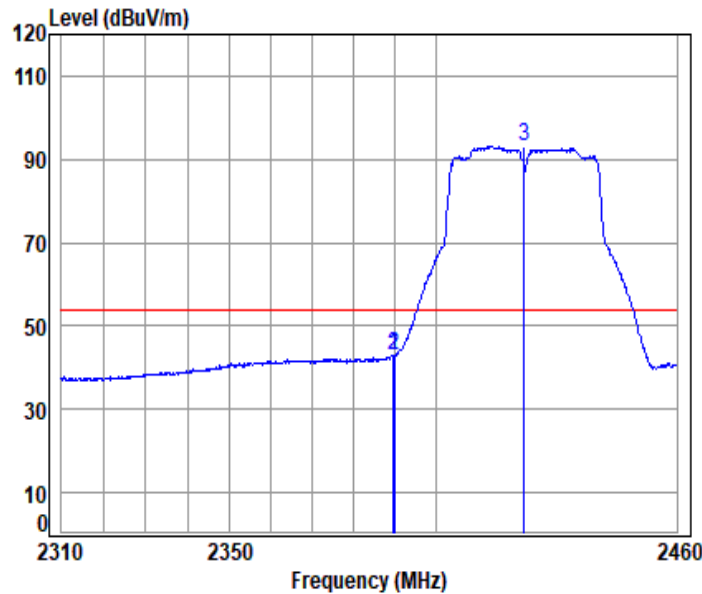
Mode : 2422 Band edge

: 2.4G Wi-Fi 11n40

	Cable	Ant	Preamp	Read		Limit	Over	
Freq	Loss	Factor	Factor	Level	Level	Line	Limit	Remark
MHz	dB	dB/m	dB	dBuV	dBuV/m	dBuV/m	dB	
1	2371.107	6.82	27.38	31.54	53.89	56.55	74.00	-17.45 Peak
2	2390.000	6.82	27.46	31.54	51.89	54.63	74.00	-19.37 Peak
3	pp 2422.000	6.98	27.54	31.54	103.35	106.33	74.00	32.33 Peak



11n-HT(40M)_TX_CH_03_Vertical-Avg



Condition: 3m VERTICAL

Job No : 01834AT/01835AT

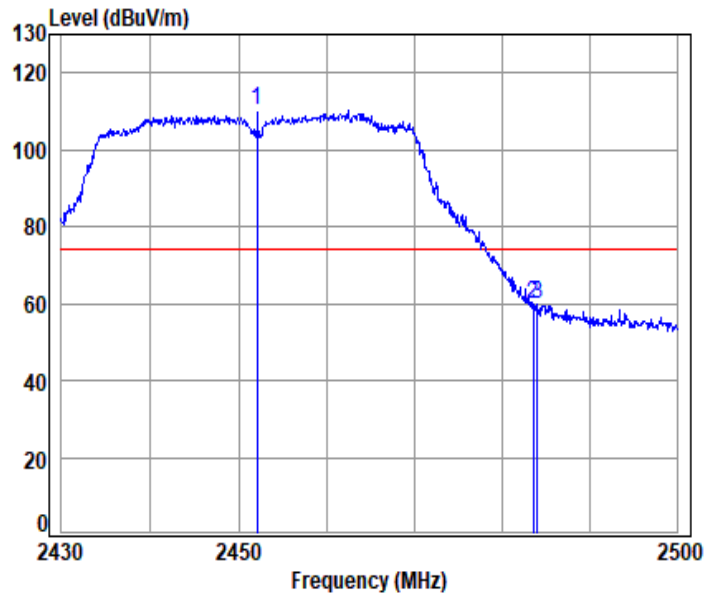
Mode : 2422 Band edge

: 2.4G Wi-Fi 11n40

	Cable	Ant	Preamp	Read		Limit	Over	
Freq	Loss	Factor	Factor	Level	Level	Line	Limit	Remark
MHz	dB	dB/m	dB	dBuV	dBuV/m	dBuV/m	dB	
1 2389.677	6.82	27.46	31.54	40.13	42.87	54.00	-11.13	Average
2 2390.000	6.82	27.46	31.54	40.08	42.82	54.00	-11.18	Average
3 pp 2422.000	6.98	27.54	31.54	90.15	93.13	54.00	39.13	Average



11n_HT(40M)_TX_CH_09_Horizontal-Peak



Condition: 3m HORIZONTAL

Job No : 01834AT/01835AT

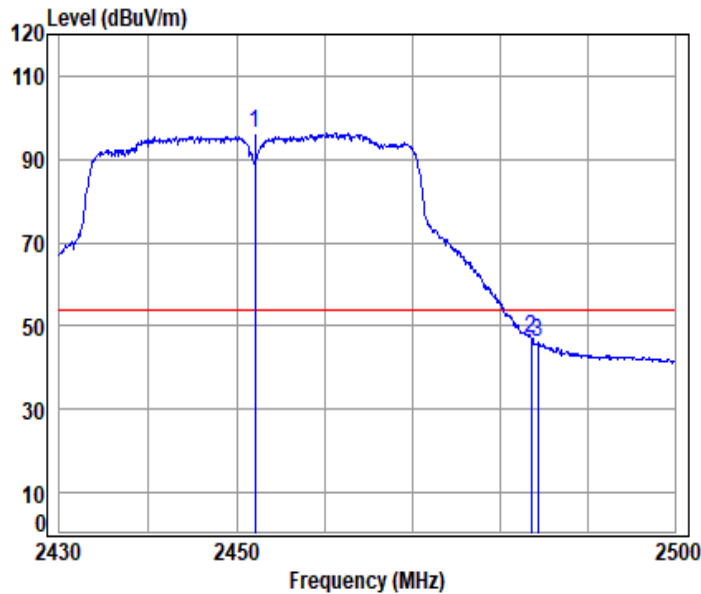
Mode : 2452 Band edge

: 2.4G Wi-Fi 11n40

		Cable	Ant	Preamp	Read		Limit	Over	
	Freq	Loss	Factor	Factor	Level	Level	Line	Limit	Remark
	MHz	dB	dB/m	dB	dBuV	dBuV/m	dBuV/m	dB	
1	pp 2452.000	7.18	27.61	31.55	106.74	109.98	74.00	35.98	peak
2	2483.500	7.40	27.80	31.55	56.33	59.98	74.00	-14.02	peak
3	2484.006	7.40	27.80	31.55	56.17	59.82	74.00	-14.18	peak



11n-HT(40M)_TX_CH_09_Horizontal-Avg



Condition: 3m HORIZONTAL

Job No : 01834AT/01835AT

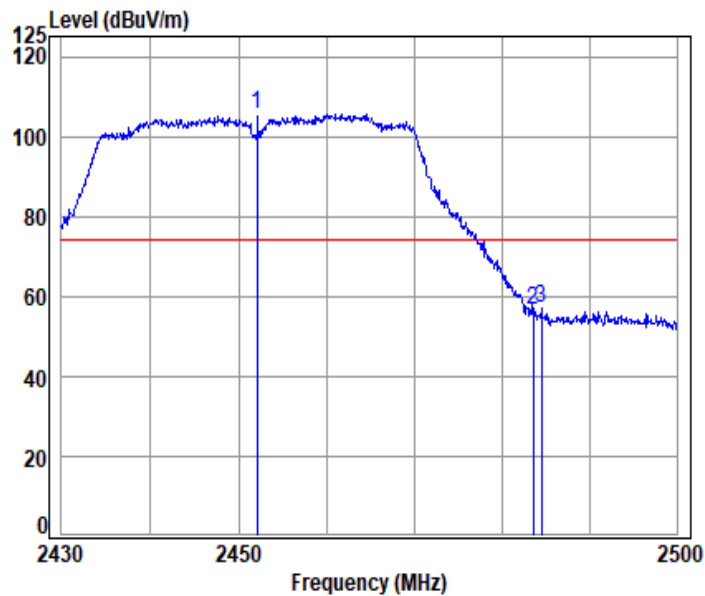
Mode : 2452 Band edge

: 2.4G Wi-Fi 11n40

		Cable	Ant	Preamp	Read	Limit	Over	
	Freq	Loss	Factor	Factor	Level	Line	Limit	Remark
	MHz	dB	dB/m	dB	dBuV	dBuV/m	dBuV/m	dB
1	pp 2452.000	7.18	27.61	31.55	93.00	96.24	54.00	42.24 Average
2	2483.500	7.40	27.80	31.55	43.28	46.93	54.00	-7.07 Average
3	2484.217	7.40	27.81	31.55	42.34	46.00	54.00	-8.00 Average



11n_HT(40M)_TX_CH_09_Vertical-Peak



Condition: 3m VERTICAL

Job No : 01834AT/01835AT

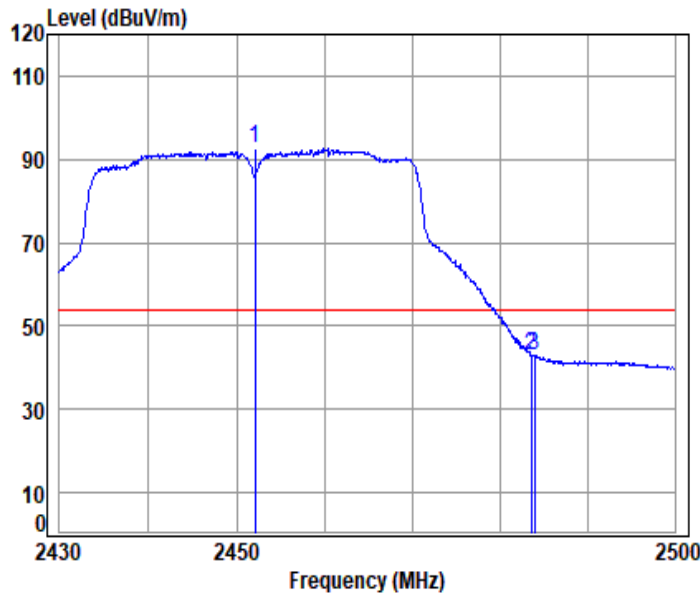
Mode : 2452 Band edge

: 2.4G Wi-Fi 11n40

		Cable	Ant	Preamp	Read		Limit	Over	
	Freq	Loss	Factor	Factor	Level	Level	Line	Limit	Remark
	MHz	dB	dB/m	dB	dBuV	dBuV/m	dBuV/m	dB	
1	pp 2452.000	7.18	27.61	31.55	102.29	105.53	74.00	31.53	Peak
2	2483.500	7.40	27.80	31.55	52.71	56.36	74.00	-17.64	Peak
3	2484.429	7.40	27.81	31.55	53.34	57.00	74.00	-17.00	Peak



11n-HT(40M)_TX_CH_09_Vertical-Avg



Condition: 3m VERTICAL

Job No : 01834AT/01835AT

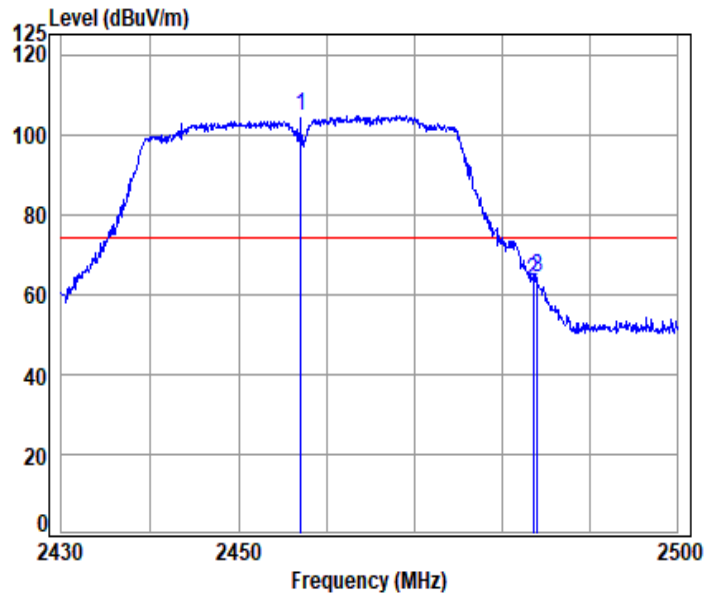
Mode : 2452 Band edge

: 2.4G Wi-Fi 11n40

		Cable	Ant	Preamp	Read		Limit	Over	
	Freq	Loss	Factor	Factor	Level	Level	Line	Limit	Remark
	MHz	dB	dB/m	dB	dBuV	dBuV/m	dBuV/m	dB	
1	pp 2452.000	7.18	27.61	31.55	89.19	92.43	54.00	38.43	Average
2	2483.500	7.40	27.80	31.55	39.38	43.03	54.00	-10.97	Average
3	2483.865	7.40	27.80	31.55	39.26	42.91	54.00	-11.09	Average



11n_HT(40M)_TX_CH_10_Horizontal-Peak



Condition: 3m HORIZONTAL

Job No : 01834AT/01835AT

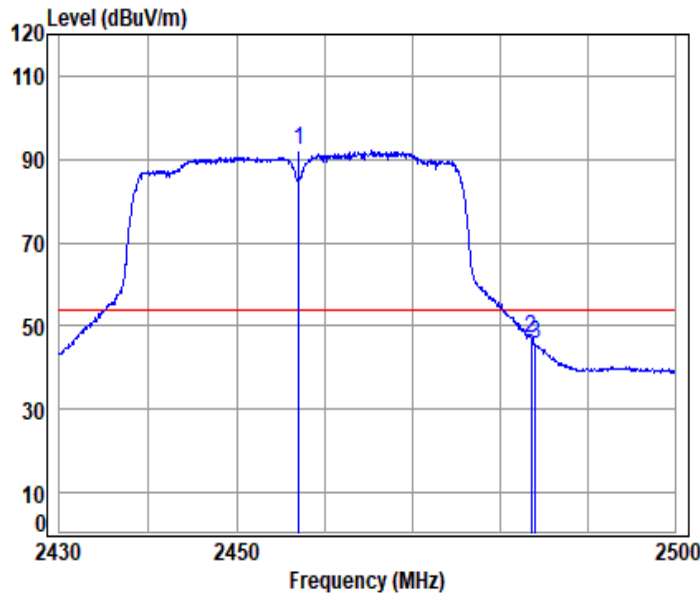
Mode : 2457 Band edge

: 2.4G Wi-Fi 11n40

		Cable	Ant	Preamp	Read		Limit	Over	
	Freq	Loss	Factor	Factor	Level	Level	Line	Limit	Remark
	MHz	dB	dB/m	dB	dBuV	dBuV/m	dBuV/m	dB	
1	pp 2457.000	7.22	27.64	31.55	101.44	104.75	74.00	30.75	peak
2	2483.500	7.40	27.80	31.55	59.46	63.11	74.00	-10.89	peak
3	2483.935	7.40	27.80	31.55	60.35	64.00	74.00	-10.00	peak



11n-HT(40M)_TX_CH_10_Horizontal-Avg



Condition: 3m HORIZONTAL

Job No : 01834AT/01835AT

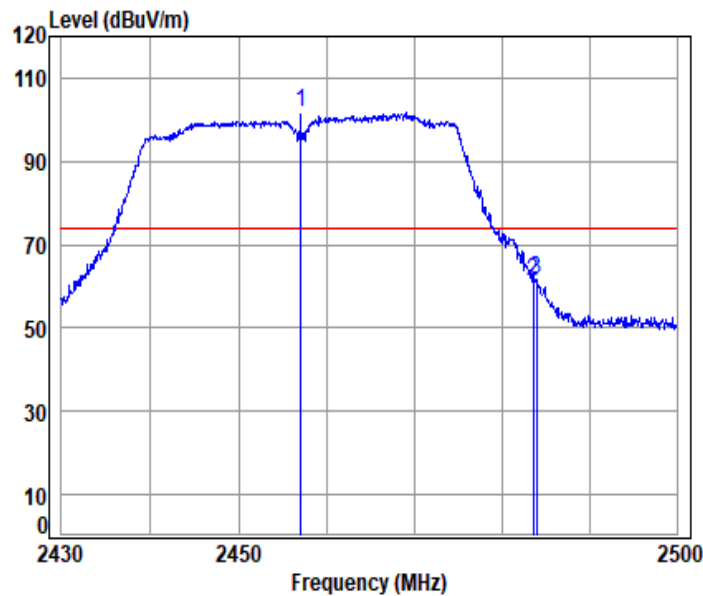
Mode : 2457 Band edge

: 2.4G Wi-Fi 11n40

		Cable	Ant	Preamp	Read		Limit	Over	
	Freq	Loss	Factor	Factor	Level	Level	Line	Limit	Remark
	MHz	dB	dB/m	dB	dBuV	dBuV/m	dBuV/m	dB	
1	pp 2457.000	7.22	27.64	31.55	88.73	92.04	54.00	38.04	Average
2	2483.500	7.40	27.80	31.55	43.29	46.94	54.00	-7.06	Average
3	2483.935	7.40	27.80	31.55	42.15	45.80	54.00	-8.20	Average



11n_HT(40M)_TX_CH_10_Vertical-Peak



Condition: 3m VERTICAL

Job No : 01834AT/01835AT

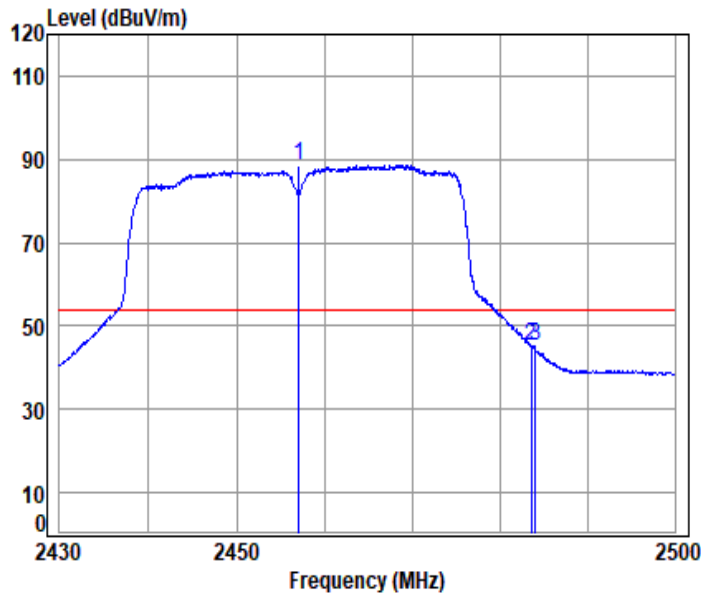
Mode : 2457 Band edge

: 2.4G Wi-Fi 11n40

		Cable	Ant	Preamp	Read		Limit	Over	
	Freq	Loss	Factor	Factor	Level	Level	Line	Limit	Remark
	MHz	dB	dB/m	dB	dBuV	dBuV/m	dBuV/m	dB	
1	pp 2457.000	7.22	27.64	31.55	98.24	101.55	74.00	27.55	Peak
2	2483.500	7.40	27.80	31.55	57.33	60.98	74.00	-13.02	Peak
3	2483.865	7.40	27.80	31.55	57.80	61.45	74.00	-12.55	Peak



11n-HT(40M)_TX_CH_10_Vertical-Avg



Condition: 3m VERTICAL

Job No : 01834AT/01835AT

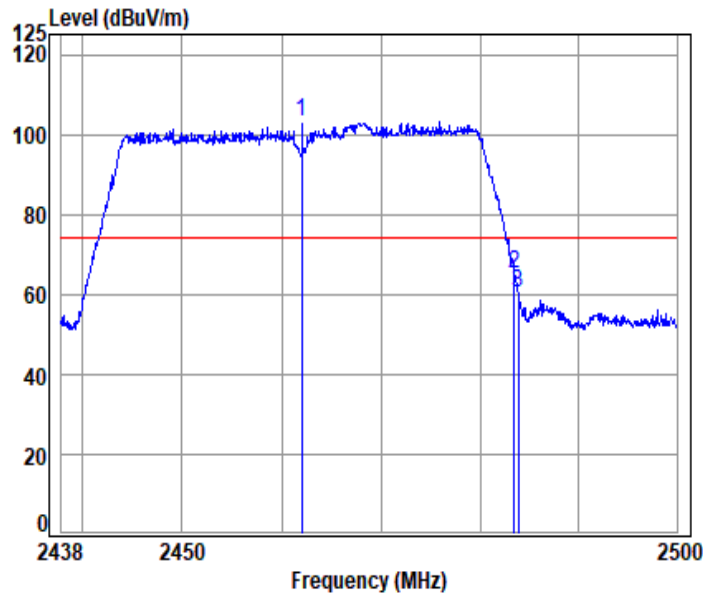
Mode : 2457 Band edge

: 2.4G Wi-Fi 11n40

		Cable	Ant	Preamp	Read		Limit	Over	
	Freq	Loss	Factor	Factor	Level	Level	Line	Limit	Remark
	MHz	dB	dB/m	dB	dBuV	dBuV/m	dBuV/m	dB	
1	pp 2457.000	7.22	27.64	31.55	85.30	88.61	54.00	34.61	Average
2	2483.500	7.40	27.80	31.55	41.62	45.27	54.00	-8.73	Average
3	2483.935	7.40	27.80	31.55	41.31	44.96	54.00	-9.04	Average



11n_HT(40M)_TX_CH_11_Horizontal-Peak



Condition: 3m HORIZONTAL

Job No : 01834AT/01835AT

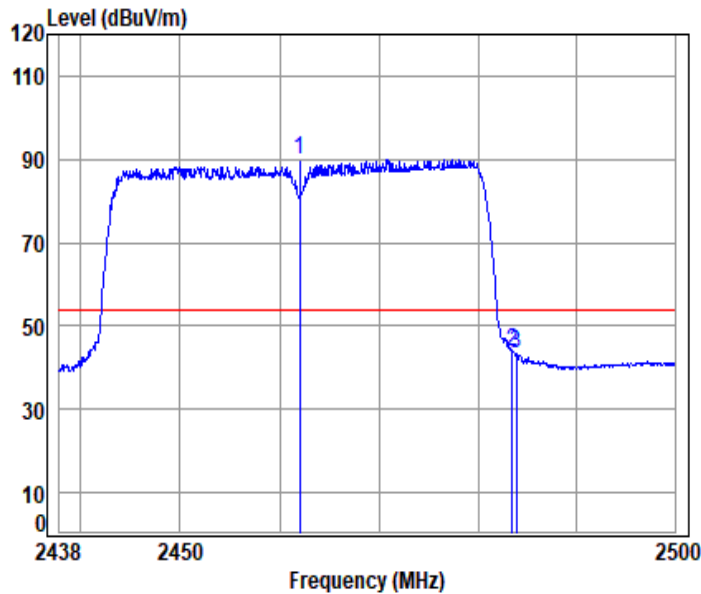
Mode : 2462 Band edge

: 2.4G Wi-Fi 11n40

		Cable	Ant	Preamp	Read		Limit	Over	
	Freq	Loss	Factor	Factor	Level	Level	Line	Limit	Remark
	MHz	dB	dB/m	dB	dBuV	dBuV/m	dBuV/m	dB	
1	pp 2462.000	7.25	27.67	31.55	99.78	103.15	74.00	29.15	peak
2	2483.500	7.40	27.80	31.55	61.43	65.08	74.00	-8.92	peak
3	2483.855	7.40	27.80	31.55	56.93	60.58	74.00	-13.42	peak



11n-HT(40M)_TX_CH_11_Horizontal-Avg



Condition: 3m HORIZONTAL

Job No : 01834AT/01835AT

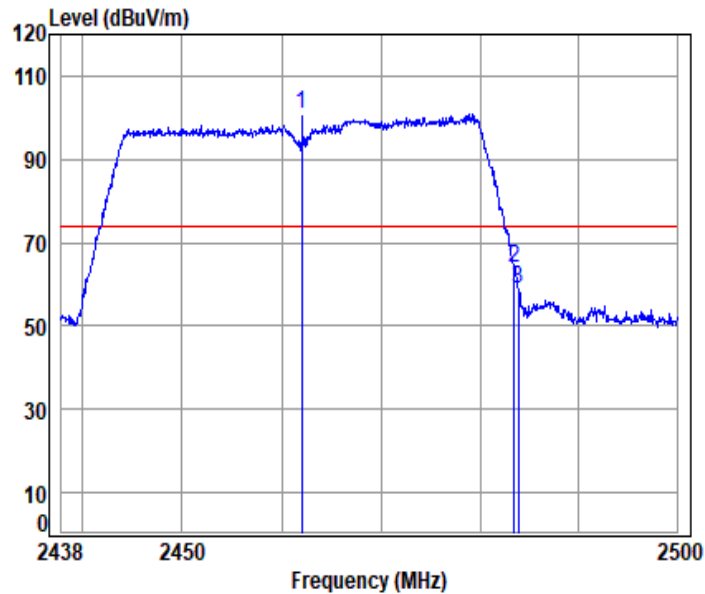
Mode : 2462 Band edge

: 2.4G Wi-Fi 11n40

	Cable	Ant	Preamp	Read	Limit	Over	
Freq	Loss	Factor	Factor	Level	Level	Line	Limit Remark
MHz	dB	dB/m	dB	dBuV	dBuV/m	dBuV/m	dB
1 pp 2462.000	7.25	27.67	31.55	86.64	90.01	54.00	36.01 Average
2 2483.500	7.40	27.80	31.55	40.22	43.87	54.00	-10.13 Average
3 2483.855	7.40	27.80	31.55	39.77	43.42	54.00	-10.58 Average



11n_HT(40M)_TX_CH_11_Vertical-Peak



Condition: 3m VERTICAL

Job No : 01834AT/01835AT

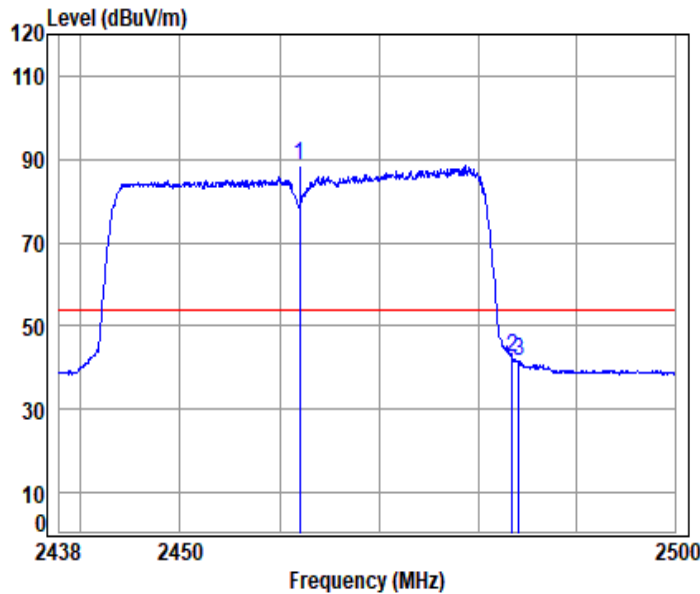
Mode : 2462 Band edge

: 2.4G Wi-Fi 11n40

	Cable	Ant	Preamp	Read		Limit	Over	
Freq	Loss	Factor	Factor	Level	Level	Line	Limit	Remark
MHz	dB	dB/m	dB	dBuV	dBuV/m	dBuV/m	dB	
1 pp 2462.000	7.25	27.67	31.55	97.51	100.88	74.00	26.88	Peak
2 2483.500	7.40	27.80	31.55	60.13	63.78	74.00	-10.22	Peak
3 2483.917	7.40	27.80	31.55	55.09	58.74	74.00	-15.26	Peak



11n-HT(40M)_TX_CH_11_Vertical-Avg



Condition: 3m VERTICAL

Job No : 01834AT/01835AT

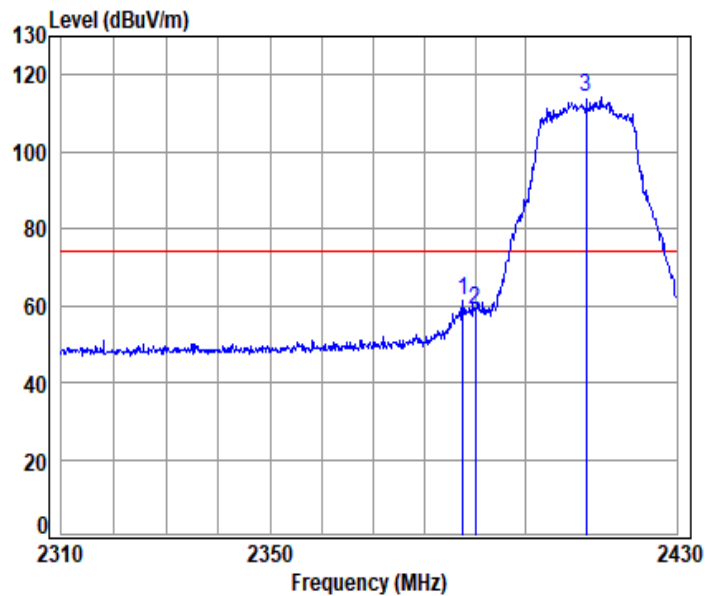
Mode : 2462 Band edge

: 2.4G Wi-Fi 11n40

		Cable	Ant	Preamp	Read		Limit	Over	
	Freq	Loss	Factor	Factor	Level	Level	Line	Limit	Remark
	MHz	dB	dB/m	dB	dBuV	dBuV/m	dBuV/m	dB	
1	pp 2462.000	7.25	27.67	31.55	84.94	88.31	54.00	34.31	Average
2	2483.500	7.40	27.80	31.55	38.58	42.23	54.00	-11.77	Average
3	2484.167	7.40	27.81	31.55	37.98	41.64	54.00	-12.36	Average



11ax_20M_TX_CH_01_Horizontal-Peak



Condition: 3m HORIZONTAL

Job No : 01834AT/01835AT

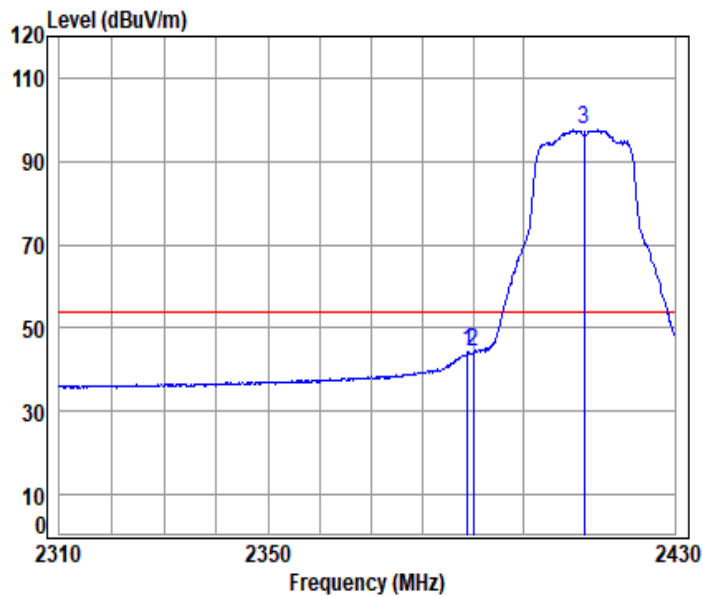
Mode : 2412 Band edge

: 2.4G Wi-Fi 11ax20

	Cable	Ant	Preamp	Read		Limit	Over	
Freq	Loss	Factor	Factor	Level	Level	Line	Limit	Remark
MHz	dB	dB/m	dB	dBuV	dBuV/m	dBuV/m	dB	
1 2387.670	6.82	27.45	31.54	58.59	61.32	74.00	-12.68	peak
2 2390.000	6.82	27.46	31.54	55.94	58.68	74.00	-15.32	peak
3 pp 2412.000	6.91	27.52	31.54	111.10	113.99	74.00	39.99	peak



11ax_20M_TX_CH_01_Horizontal-Avg



Condition: 3m HORIZONTAL

Job No : 01834AT/01835AT

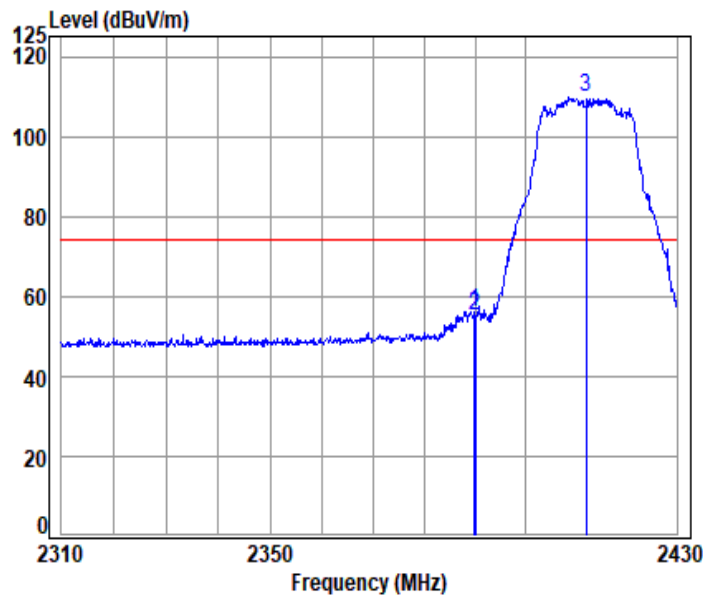
Mode : 2412 Band edge

: 2.4G Wi-Fi 11ax20

	Cable	Ant	Preamp	Read		Limit	Over	
Freq	Loss	Factor	Factor	Level	Level	Line	Limit	Remark
MHz	dB	dB/m	dB	dBuV	dBuV/m	dBuV/m	dB	
1 2388.879	6.82	27.46	31.54	41.39	44.13	54.00	-9.87	Average
2 2390.000	6.82	27.46	31.54	41.31	44.05	54.00	-9.95	Average
3 pp 2412.000	6.91	27.52	31.54	94.62	97.51	54.00	43.51	Average



11ax_20M_TX_CH_01_Vertical-Peak



Condition: 3m VERTICAL

Job No : 01834AT/01835AT

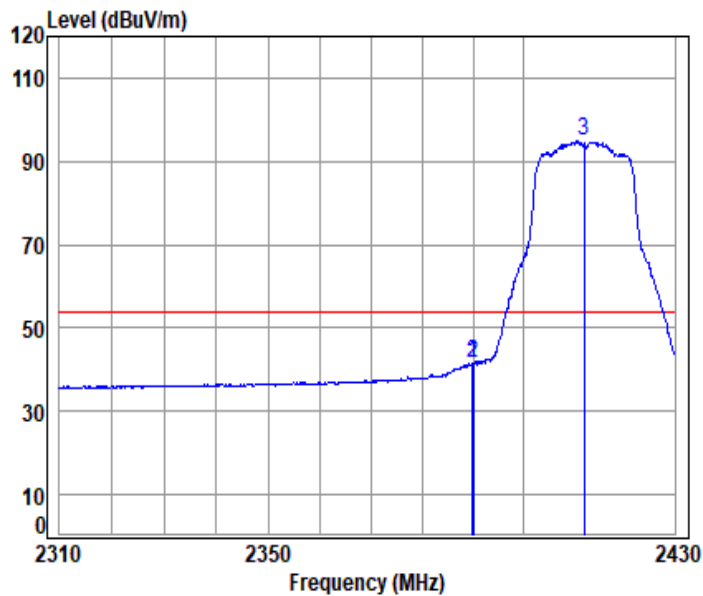
Mode : 2412 Band edge

: 2.4G Wi-Fi 11ax20

	Cable	Ant	Preamp	Read	Limit	Over	
Freq	Loss	Factor	Factor	Level	Line	Limit	Remark
MHz	dB	dB/m	dB	dBuV	dBuV/m	dBuV/m	dB
1	2389.847	6.82	27.46	31.54	53.58	56.32	74.00 -17.68 Peak
2	2390.000	6.82	27.46	31.54	52.29	55.03	74.00 -18.97 Peak
3	pp 2412.000	6.91	27.52	31.54	107.09	109.98	74.00 35.98 Peak



11ax_20M_TX_CH_01_Vertical-Avg



Condition: 3m VERTICAL

Job No : 01834AT/01835AT

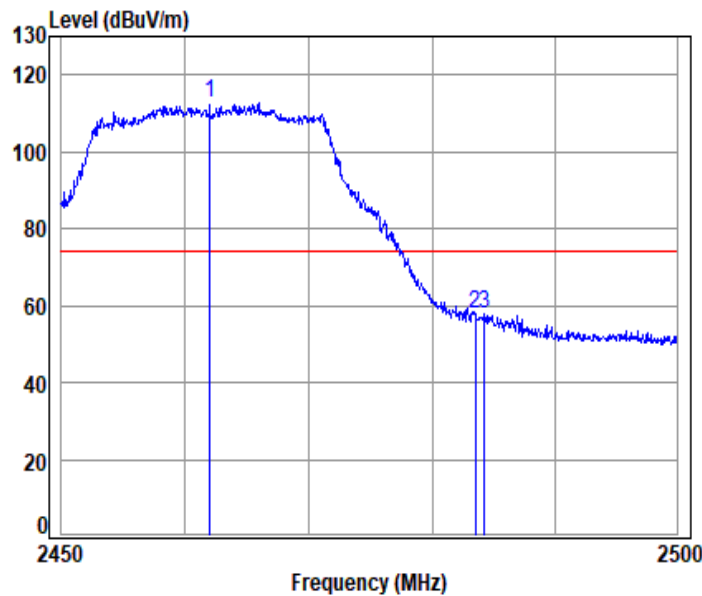
Mode : 2412 Band edge

: 2.4G Wi-Fi 11ax20

	Cable	Ant	Preamp	Read		Limit	Over	
Freq	Loss	Factor	Factor	Level	Level	Line	Limit	Remark
MHz	dB	dB/m	dB	dBuV	dBuV/m	dBuV/m	dB	
1 2389.847	6.82	27.46	31.54	38.74	41.48	54.00	-12.52	Average
2 2390.000	6.82	27.46	31.54	38.71	41.45	54.00	-12.55	Average
3 pp 2412.000	6.91	27.52	31.54	92.02	94.91	54.00	40.91	Average



11ax_20M_TX_CH_11_Horizontal-Peak



Condition: 3m HORIZONTAL

Job No : 01834AT/01835AT

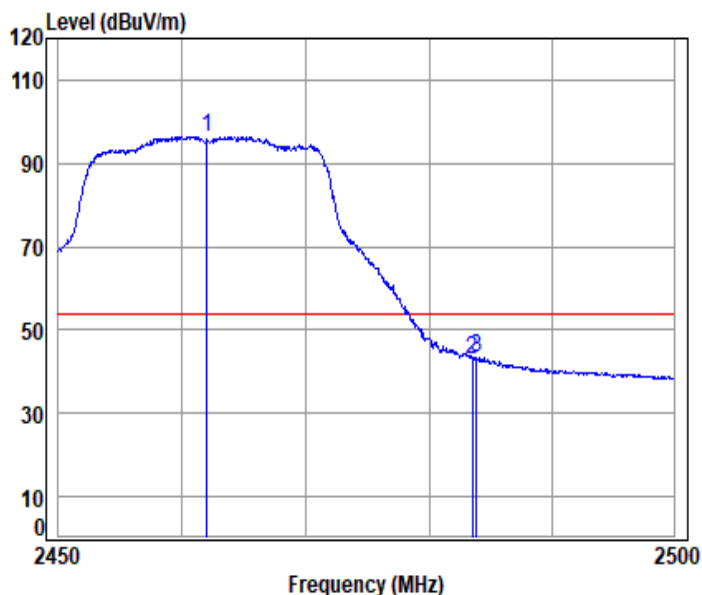
Mode : 2462 Band edge

: 2.4G Wi-Fi 11ax20

		Cable	Ant	Preamp	Read		Limit	Over	
	Freq	Loss	Factor	Factor	Level	Level	Line	Limit	Remark
	MHz	dB	dB/m	dB	dBuV	dBuV/m	dBuV/m	dB	
1	pp 2462.000	7.25	27.67	31.55	109.17	112.54	74.00	38.54	peak
2	2483.500	7.40	27.80	31.55	54.29	57.94	74.00	-16.06	peak
3	2484.292	7.40	27.81	31.55	53.94	57.60	74.00	-16.40	peak



11ax_20M_TX_CH_11_Horizontal-Avg



Condition: 3m HORIZONTAL

Job No : 01834AT/01835AT

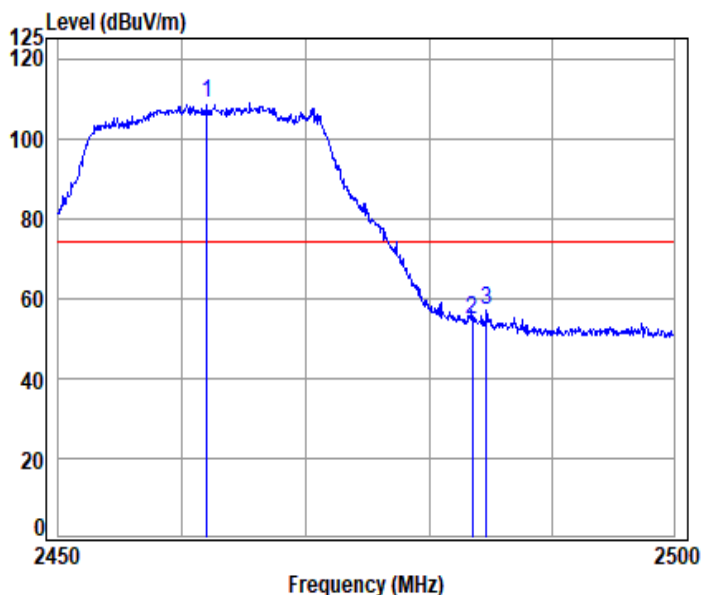
Mode : 2462 Band edge

: 2.4G Wi-Fi 11ax20

		Cable	Ant	Preamp	Read		Limit	Over	
	Freq	Loss	Factor	Factor	Level	Level	Line	Limit	Remark
	MHz	dB	dB/m	dB	dBuV	dBuV/m	dBuV/m	dB	
1 pp	2462.000	7.25	27.67	31.55	93.10	96.47	54.00	42.47	Average
2	2483.500	7.40	27.80	31.55	39.46	43.11	54.00	-10.89	Average
3	2483.890	7.40	27.80	31.55	39.69	43.34	54.00	-10.66	Average



11ax_20M_TX_CH_11_Vertical-Peak



Condition: 3m VERTICAL

Job No : 01834AT/01835AT

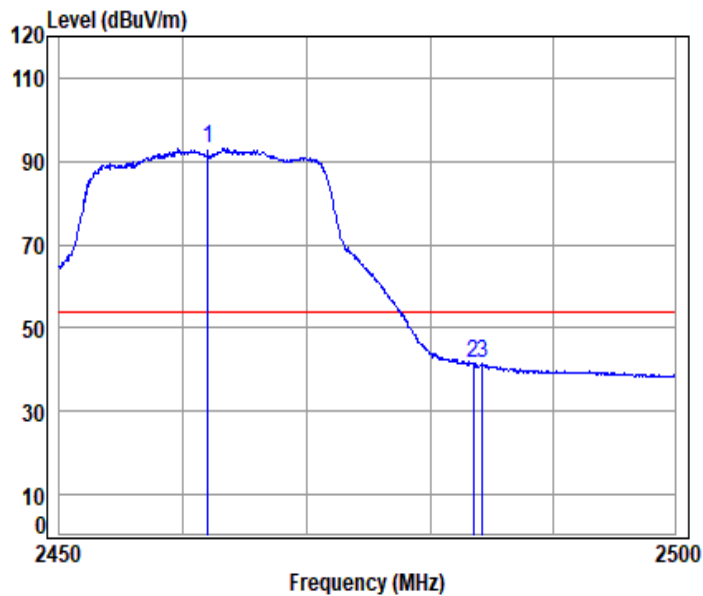
Mode : 2462 Band edge

: 2.4G Wi-Fi 11ax20

	Cable	Ant	Preamp	Read		Limit	Over	
Freq	Loss	Factor	Factor	Level	Level	Line	Limit	Remark
MHz	dB	dB/m	dB	dBuV	dBuV/m	dBuV/m	dB	
1 pp 2462.000	7.25	27.67	31.55	105.34	108.71	74.00	34.71	Peak
2 2483.500	7.40	27.80	31.55	50.80	54.45	74.00	-19.55	Peak
3 2484.693	7.41	27.81	31.55	53.14	56.81	74.00	-17.19	Peak



11ax_20M_TX_CH_11_Vertical-Avg



Condition: 3m VERTICAL

Job No : 01834AT/01835AT

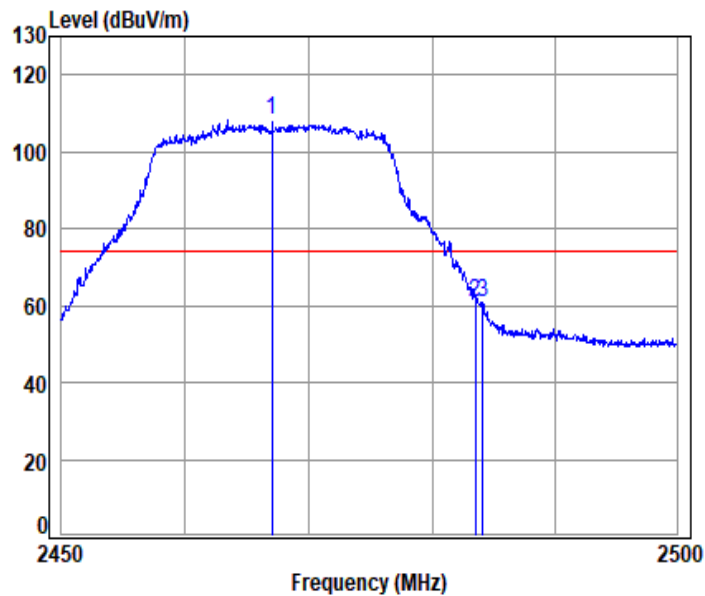
Mode : 2462 Band edge

: 2.4G Wi-Fi 11ax20

		Cable	Ant	Preamp	Read		Limit	Over	
	Freq	Loss	Factor	Factor	Level	Level	Line	Limit	Remark
	MHz	dB	dB/m	dB	dBuV	dBuV/m	dBuV/m	dB	
1	pp 2462.000	7.25	27.67	31.55	89.54	92.91	54.00	38.91	Average
2	2483.500	7.40	27.80	31.55	38.00	41.65	54.00	-12.35	Average
3	2484.241	7.40	27.81	31.55	37.68	41.34	54.00	-12.66	Average



11ax_20M_TX_CH_12_Horizontal-Peak



Condition: 3m HORIZONTAL

Job No : 01834AT/01835AT

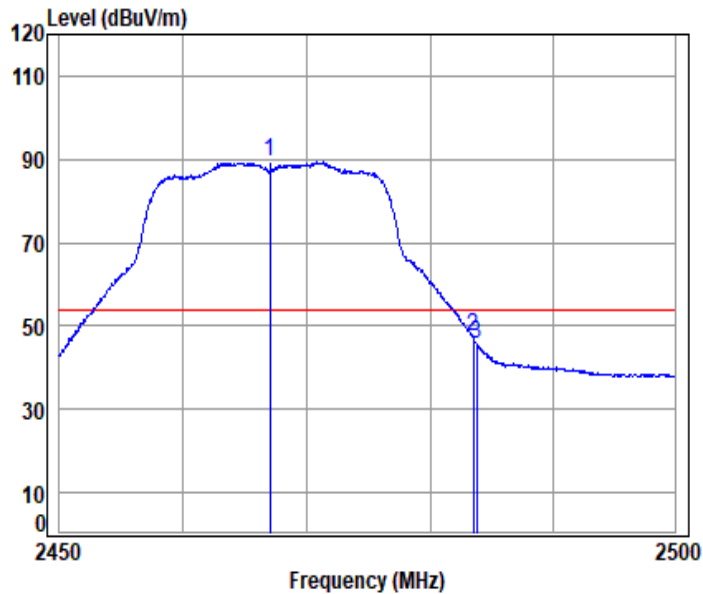
Mode : 2467 Band edge

: 2.4G Wi-Fi 11ax20

		Cable	Ant	Preamp	Read		Limit	Over	
	Freq	Loss	Factor	Factor	Level	Level	Line	Limit	Remark
	MHz	dB	dB/m	dB	dBuV	dBuV/m	dBuV/m	dB	
1	pp 2467.000	7.29	27.70	31.55	104.59	108.03	74.00	34.03	peak
2	2483.500	7.40	27.80	31.55	56.97	60.62	74.00	-13.38	peak
3	2484.141	7.40	27.80	31.55	57.14	60.79	74.00	-13.21	peak



11ax_20M_TX_CH_12_Horizontal-Avg



Condition: 3m HORIZONTAL

Job No : 01834AT/01835AT

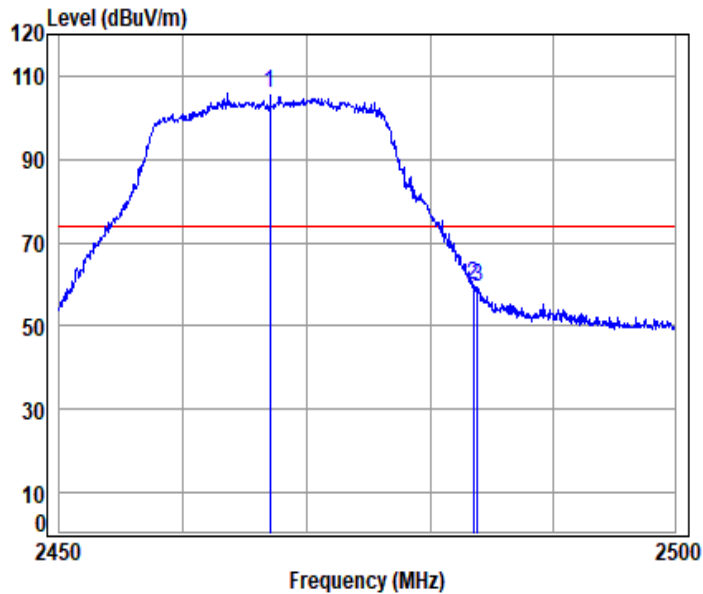
Mode : 2467 Band edge

: 2.4G Wi-Fi 11ax20

		Cable	Ant	Preamp	Read	Limit	Over	
	Freq	Loss	Factor	Factor	Level	Line	Limit	Remark
	MHz	dB	dB/m	dB	dBuV	dBuV/m	dBuV/m	dB
1 pp	2467.000	7.29	27.70	31.55	85.91	89.35	54.00	35.35 Average
2	2483.500	7.40	27.80	31.55	43.68	47.33	54.00	-6.67 Average
3	2483.790	7.40	27.80	31.55	42.12	45.77	54.00	-8.23 Average



11ax_20M_TX_CH_12_Vertical-Peak



Condition: 3m VERTICAL

Job No : 01834AT/01835AT

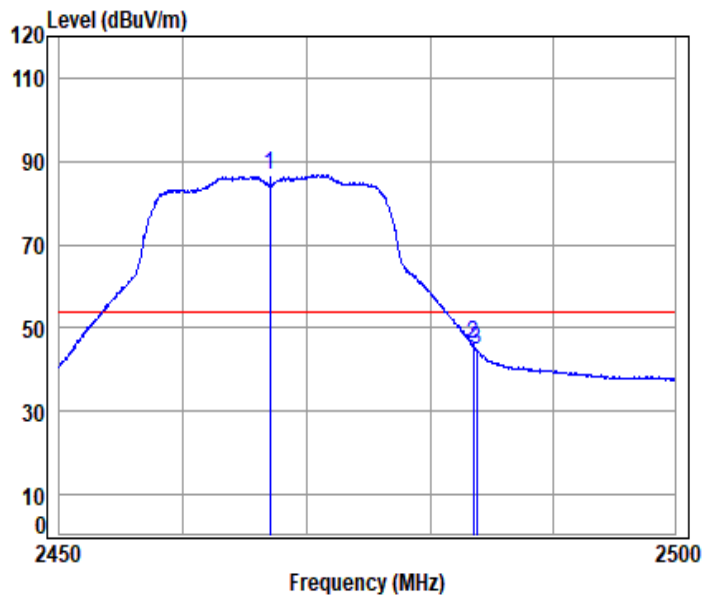
Mode : 2467 Band edge

: 2.4G Wi-Fi 11ax20

		Cable	Ant	Preamp	Read		Limit	Over	
	Freq	Loss	Factor	Factor	Level	Level	Line	Limit	Remark
	MHz	dB	dB/m	dB	dBuV	dBuV/m	dBuV/m	dB	
1	pp 2467.000	7.29	27.70	31.55	102.46	105.90	74.00	31.90	Peak
2	2483.500	7.40	27.80	31.55	56.12	59.77	74.00	-14.23	Peak
3	2483.890	7.40	27.80	31.55	55.47	59.12	74.00	-14.88	Peak



11ax_20M_TX_CH_12_Vertical-Avg



Condition: 3m VERTICAL

Job No : 01834AT/01835AT

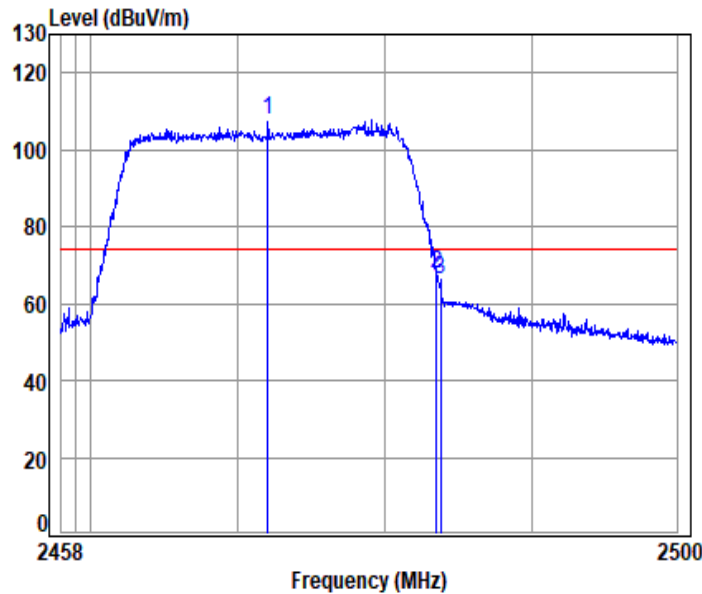
Mode : 2467 Band edge

: 2.4G Wi-Fi 11ax20

		Cable	Ant	Preamp	Read		Limit	Over	
	Freq	Loss	Factor	Factor	Level	Level	Line	Limit	Remark
	MHz	dB	dB/m	dB	dBuV	dBuV/m	dBuV/m	dB	
1	pp 2467.000	7.29	27.70	31.55	83.23	86.67	54.00	32.67	Average
2	2483.500	7.40	27.80	31.55	42.32	45.97	54.00	-8.03	Average
3	2483.790	7.40	27.80	31.55	40.94	44.59	54.00	-9.41	Average



11ax_20M_TX_CH_13_Horizontal-Peak



Condition: 3m HORIZONTAL

Job No : 01834AT/01835AT

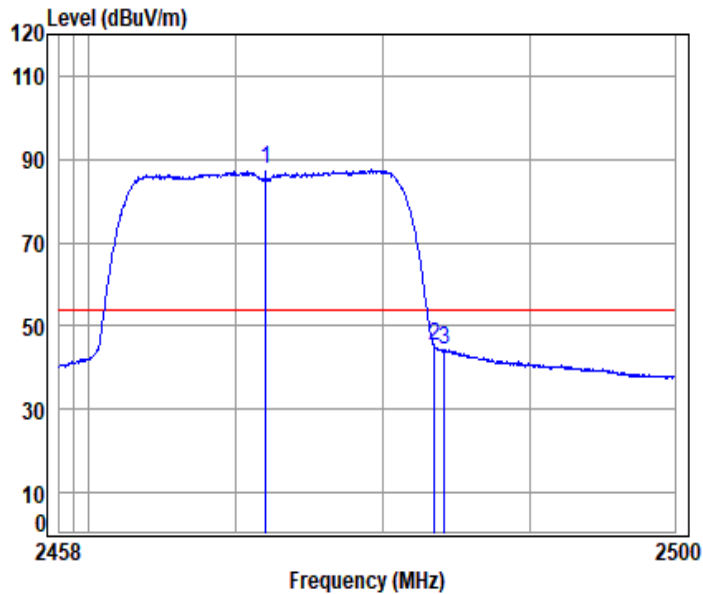
Mode : 2472 Band edge

: 2.4G Wi-Fi 11ax20

		Cable	Ant	Preamp	Read		Limit	Over	
	Freq	Loss	Factor	Factor	Level	Level	Line	Limit	Remark
	MHz	dB	dB/m	dB	dBuV	dBuV/m	dBuV/m	dB	
1	pp 2472.000	7.32	27.73	31.55	104.35	107.85	74.00	33.85	peak
2	2483.500	7.40	27.80	31.55	64.14	67.79	74.00	-6.21	peak
3	2483.788	7.40	27.80	31.55	62.38	66.03	74.00	-7.97	peak



11ax_20M_TX_CH_13_Horizontal-Avg



Condition: 3m HORIZONTAL

Job No : 01834AT/01835AT

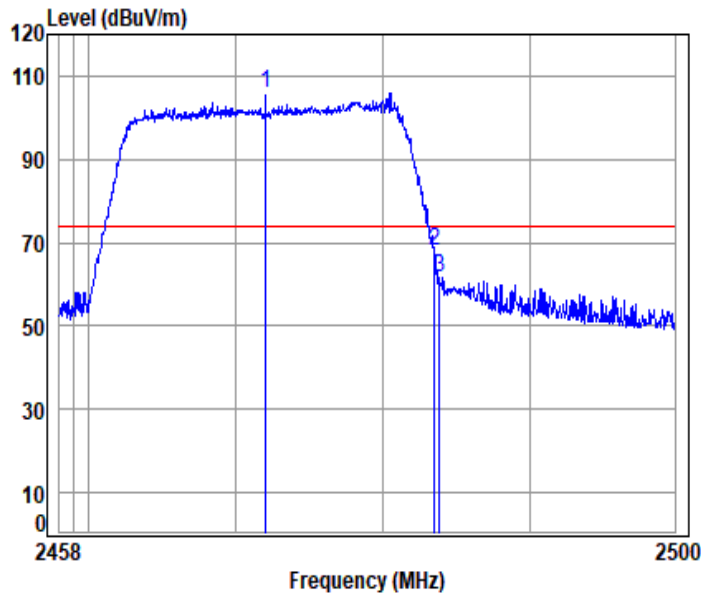
Mode : 2472 Band edge

: 2.4G Wi-Fi 11ax20

		Cable	Ant	Preamp	Read		Limit	Over	
	Freq	Loss	Factor	Factor	Level	Level	Line	Limit	Remark
	MHz	dB	dB/m	dB	dBuV	dBuV/m	dBuV/m	dB	
1 pp	2472.000	7.32	27.73	31.55	83.90	87.40	54.00	33.40	Average
2	2483.500	7.40	27.80	31.55	41.49	45.14	54.00	-8.86	Average
3	2484.209	7.40	27.81	31.55	40.68	44.34	54.00	-9.66	Average



11ax_20M_TX_CH_13_Vertical-Peak



Condition: 3m VERTICAL

Job No : 01834AT/01835AT

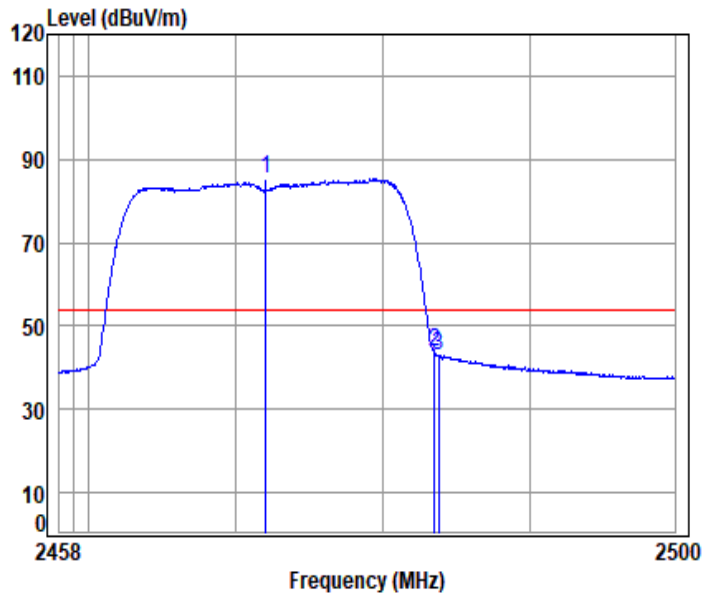
Mode : 2472 Band edge

: 2.4G Wi-Fi 11ax20

		Cable	Ant	Preamp	Read		Limit	Over	
	Freq	Loss	Factor	Factor	Level	Level	Line	Limit	Remark
	MHz	dB	dB/m	dB	dBuV	dBuV/m	dBuV/m	dB	
1	pp 2472.000	7.32	27.73	31.55	102.30	105.80	74.00	31.80	Peak
2	2483.500	7.40	27.80	31.55	64.39	68.04	74.00	-5.96	Peak
3	2483.872	7.40	27.80	31.55	58.14	61.79	74.00	-12.21	Peak



11ax_20M_TX_CH_13_Vertical-Avg



Condition: 3m VERTICAL

Job No : 01834AT/01835AT

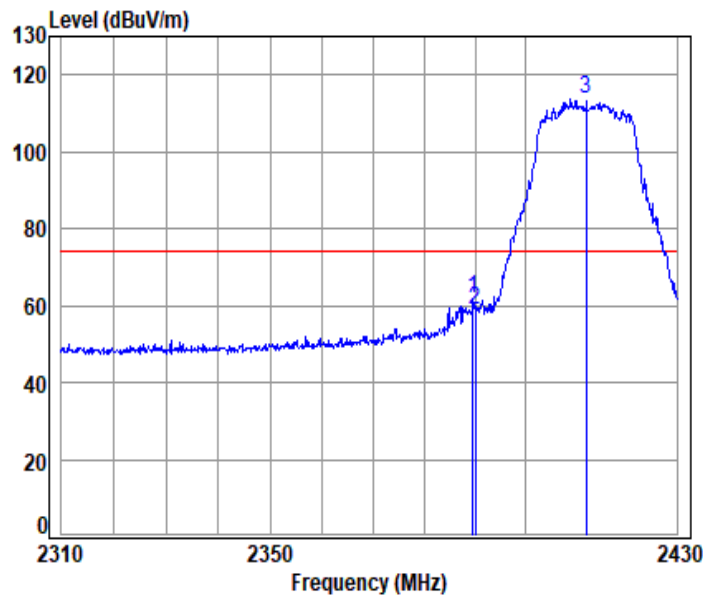
Mode : 2472 Band edge

: 2.4G Wi-Fi 11ax20

		Cable	Ant	Preamp	Read		Limit	Over	
	Freq	Loss	Factor	Factor	Level	Level	Line	Limit	Remark
	MHz	dB	dB/m	dB	dBuV	dBuV/m	dBuV/m	dB	
1 pp	2472.000	7.32	27.73	31.55	81.98	85.48	54.00	31.48	Average
2	2483.500	7.40	27.80	31.55	40.02	43.67	54.00	-10.33	Average
3	2483.788	7.40	27.80	31.55	39.36	43.01	54.00	-10.99	Average



11be_20M_TX_CH_01_Horizontal-Peak



Condition: 3m HORIZONTAL

Job No : 01834AT/01835AT

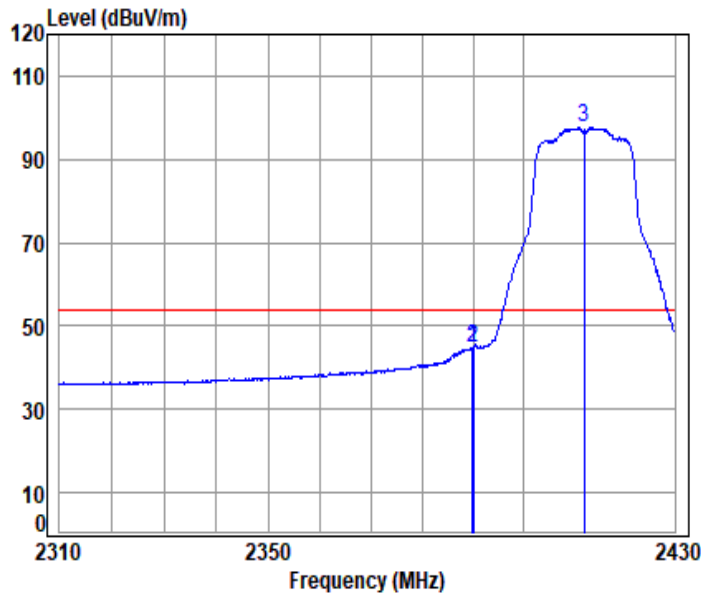
Mode : 2412 Band edge

: 2.4G Wi-Fi 11be20

	Cable	Ant	Preamp	Read		Limit	Over	
Freq	Loss	Factor	Factor	Level	Level	Line	Limit	Remark
MHz	dB	dB/m	dB	dBuV	dBuV/m	dBuV/m	dB	
1 2389.605	6.82	27.46	31.54	58.81	61.55	74.00	-12.45	peak
2 2390.000	6.82	27.46	31.54	56.19	58.93	74.00	-15.07	peak
3 pp 2412.000	6.91	27.52	31.54	110.70	113.59	74.00	39.59	peak



11be_20M_TX_CH_01_Horizontal-Avg



Condition: 3m HORIZONTAL

Job No : 01834AT/01835AT

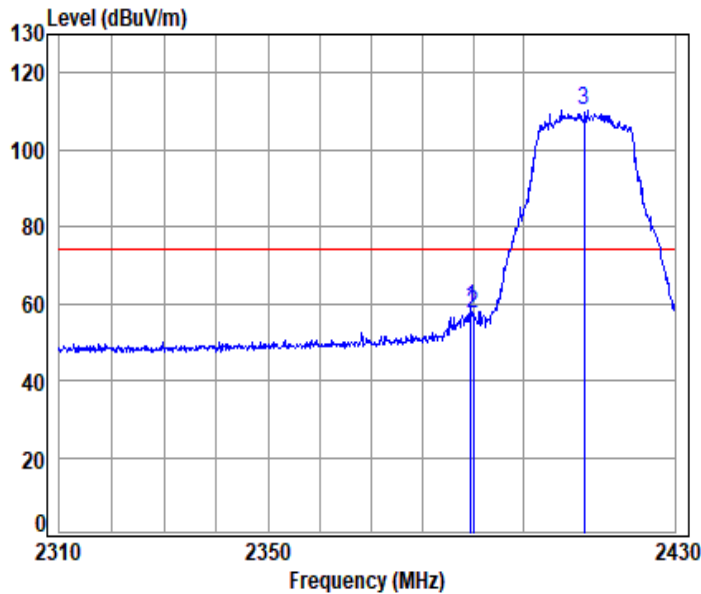
Mode : 2412 Band edge

: 2.4G Wi-Fi 11be20

	Cable	Ant	Preamp	Read		Limit	Over	
Freq	Loss	Factor	Factor	Level	Level	Line	Limit	Remark
MHz	dB	dB/m	dB	dBuV	dBuV/m	dBuV/m	dB	
1 2389.847	6.82	27.46	31.54	41.91	44.65	54.00	-9.35	Average
2 2390.000	6.82	27.46	31.54	41.91	44.65	54.00	-9.35	Average
3 pp 2412.000	6.91	27.52	31.54	94.86	97.75	54.00	43.75	Average



11be_20M_TX_CH_01_Vertical-Peak



Condition: 3m VERTICAL

Job No : 01834AT/01835AT

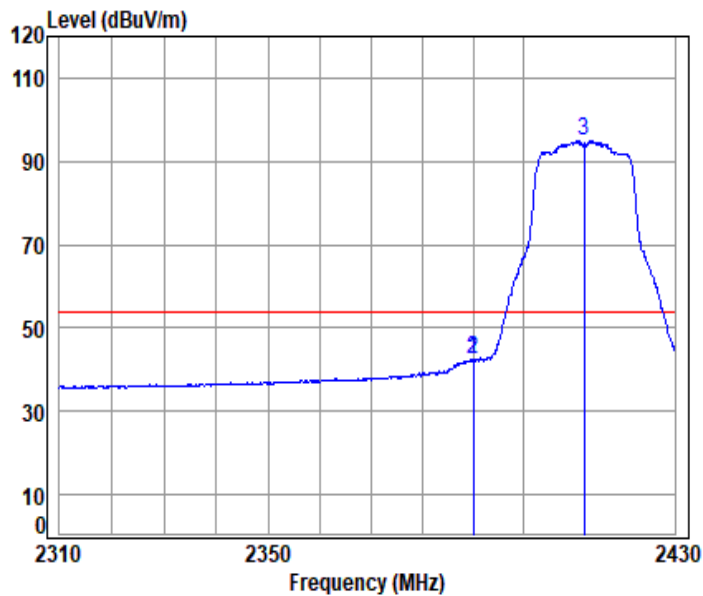
Mode : 2412 Band edge

: 2.4G Wi-Fi 11be20

	Cable	Ant	Preamp	Read		Limit	Over	
Freq	Loss	Factor	Factor	Level	Level	Line	Limit	Remark
MHz	dB	dB/m	dB	dBuV	dBuV/m	dBuV/m	dB	
1	2389.605	6.82	27.46	31.54	55.86	58.60	74.00	-15.40 Peak
2	2390.000	6.82	27.46	31.54	54.84	57.58	74.00	-16.42 Peak
3	pp 2412.000	6.91	27.52	31.54	107.53	110.42	74.00	36.42 Peak



11be_20M_TX_CH_01_Vertical-Avg



Condition: 3m VERTICAL

Job No : 01834AT/01835AT

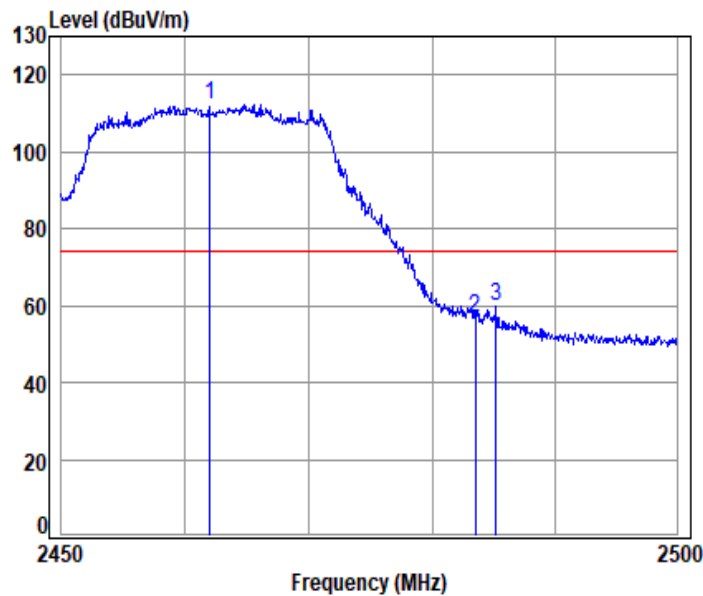
Mode : 2412 Band edge

: 2.4G Wi-Fi 11be20

	Cable	Ant	Preamp	Read		Limit	Over	
Freq	Loss	Factor	Factor	Level	Level	Line	Limit	Remark
MHz	dB	dB/m	dB	dBuV	dBuV/m	dBuV/m	dB	
1 2389.968	6.82	27.46	31.54	39.68	42.42	54.00	-11.58	Average
2 2390.000	6.82	27.46	31.54	39.68	42.42	54.00	-11.58	Average
3 pp 2412.000	6.91	27.52	31.54	92.14	95.03	54.00	41.03	Average



11be_20M_TX_CH_11_Horizontal-Peak



Condition: 3m HORIZONTAL

Job No : 01834AT/01835AT

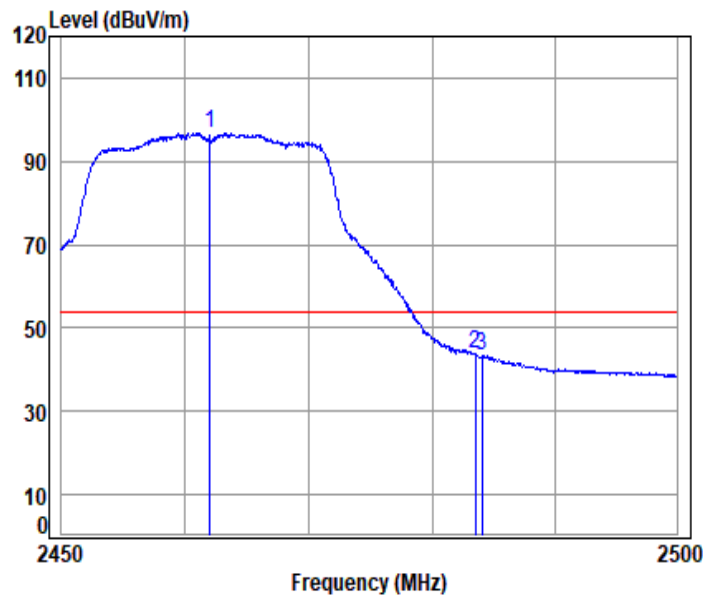
Mode : 2462 Band edge

: 2.4G Wi-Fi 11be20

		Cable	Ant	Preamp	Read		Limit	Over	
	Freq	Loss	Factor	Factor	Level	Level	Line	Limit	Remark
	MHz	dB	dB/m	dB	dBuV	dBuV/m	dBuV/m	dB	
1 pp	2462.000	7.25	27.67	31.55	109.01	112.38	74.00	38.38	peak
2	2483.500	7.40	27.80	31.55	53.42	57.07	74.00	-16.93	peak
3	2485.195	7.41	27.81	31.55	56.06	59.73	74.00	-14.27	peak



11be_20M_TX_CH_11_Horizontal-Avg



Condition: 3m HORIZONTAL

Job No : 01834AT/01835AT

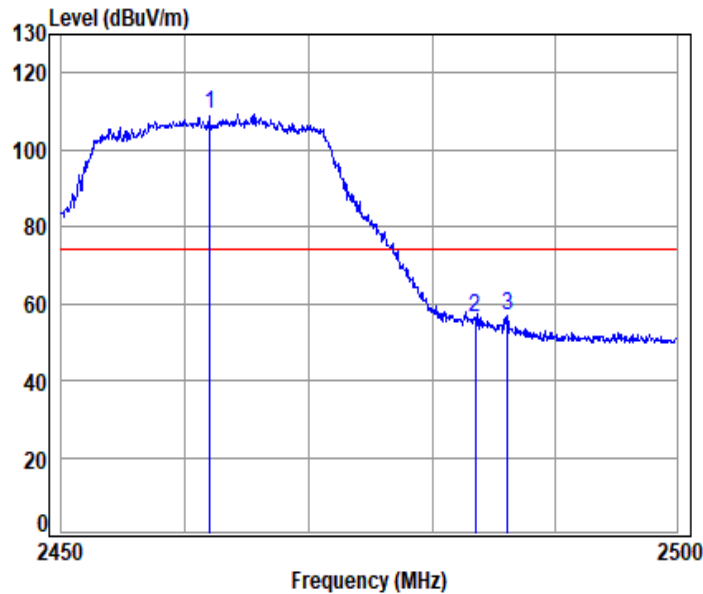
Mode : 2462 Band edge

: 2.4G Wi-Fi 11be20

		Cable	Ant	Preamp	Read		Limit	Over	
	Freq	Loss	Factor	Factor	Level	Level	Line	Limit	Remark
	MHz	dB	dB/m	dB	dBuV	dBuV/m	dBuV/m	dB	
1	pp 2462.000	7.25	27.67	31.55	93.40	96.77	54.00	42.77	Average
2	2483.500	7.40	27.80	31.55	40.13	43.78	54.00	-10.22	Average
3	2484.041	7.40	27.80	31.55	39.67	43.32	54.00	-10.68	Average



11be_20M_TX_CH_11_Vertical-Peak



Condition: 3m VERTICAL

Job No : 01834AT/01835AT

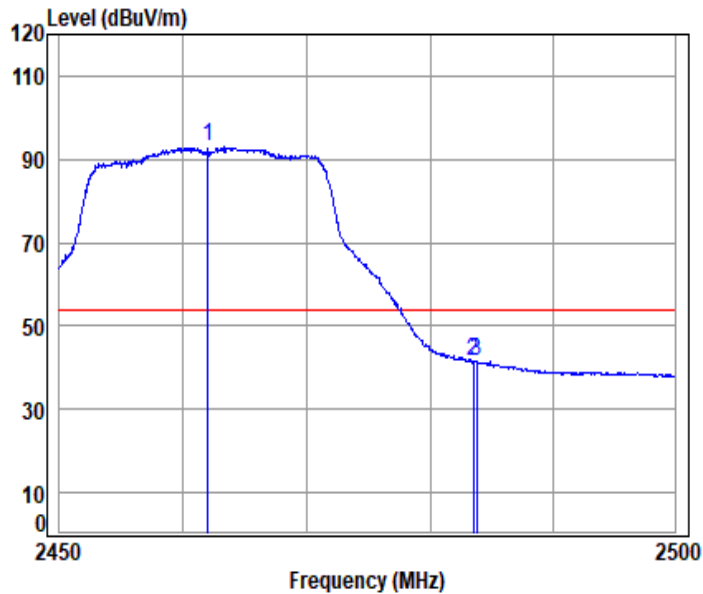
Mode : 2462 Band edge

: 2.4G Wi-Fi 11be20

		Cable	Ant	Preamp	Read		Limit	Over	
	Freq	Loss	Factor	Factor	Level	Level	Line	Limit	Remark
	MHz	dB	dB/m	dB	dBuV	dBuV/m	dBuV/m	dB	
1 pp	2462.000	7.25	27.67	31.55	105.79	109.16	74.00	35.16	Peak
2	2483.500	7.40	27.80	31.55	52.93	56.58	74.00	-17.42	Peak
3	2486.149	7.42	27.82	31.55	53.21	56.90	74.00	-17.10	Peak



11be_20M_TX_CH_11_Vertical-Avg



Condition: 3m VERTICAL

Job No : 01834AT/01835AT

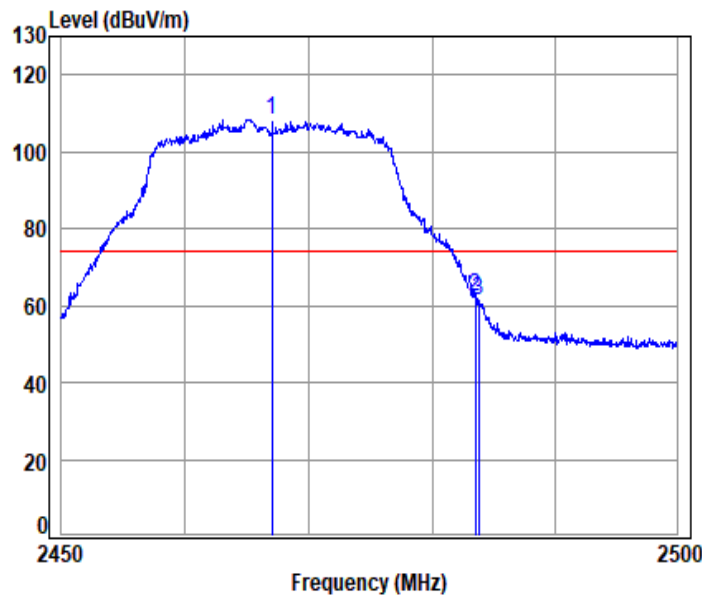
Mode : 2462 Band edge

: 2.4G Wi-Fi 11be20

		Cable	Ant	Preamp	Read		Limit	Over	
	Freq	Loss	Factor	Factor	Level	Level	Line	Limit	Remark
	MHz	dB	dB/m	dB	dBuV	dBuV/m	dBuV/m	dB	
1 pp	2462.000	7.25	27.67	31.55	89.52	92.89	54.00	38.89	Average
2	2483.500	7.40	27.80	31.55	37.99	41.64	54.00	-12.36	Average
3	2483.790	7.40	27.80	31.55	37.67	41.32	54.00	-12.68	Average



11be_20M_TX_CH_12_Horizontal-Peak



Condition: 3m HORIZONTAL

Job No : 01834AT/01835AT

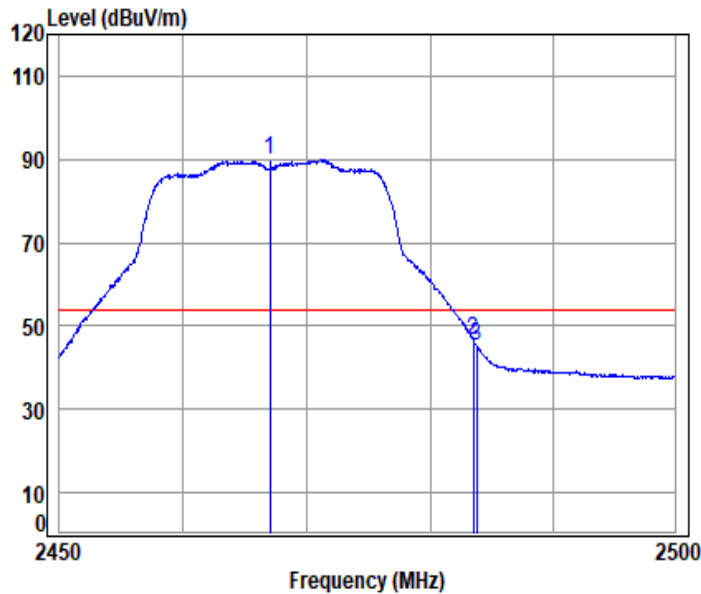
Mode : 2467 Band edge

: 2.4G Wi-Fi 11be20

		Cable	Ant	Preamp	Read		Limit	Over	
	Freq	Loss	Factor	Factor	Level	Level	Line	Limit	Remark
	MHz	dB	dB/m	dB	dBuV	dBuV/m	dBuV/m	dB	
1	pp 2467.000	7.29	27.70	31.55	105.03	108.47	74.00	34.47	peak
2	2483.500	7.40	27.80	31.55	58.54	62.19	74.00	-11.81	peak
3	2483.790	7.40	27.80	31.55	57.83	61.48	74.00	-12.52	peak



11be_20M_TX_CH_12_Horizontal-Avg



Condition: 3m HORIZONTAL

Job No : 01834AT/01835AT

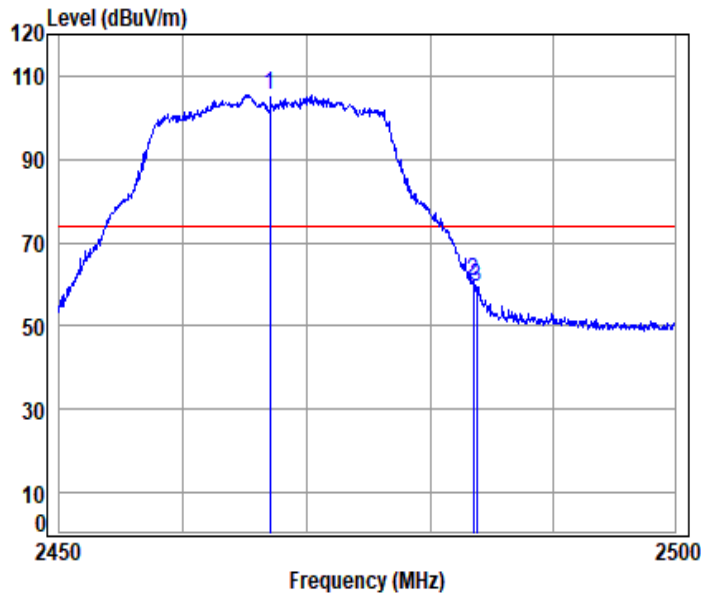
Mode : 2467 Band edge

: 2.4G Wi-Fi 11be20

		Cable	Ant	Preamp	Read		Limit	Over	
	Freq	Loss	Factor	Factor	Level	Level	Line	Limit	Remark
	MHz	dB	dB/m	dB	dBuV	dBuV/m	dBuV/m	dB	
1	pp 2467.000	7.29	27.70	31.55	86.33	89.77	54.00	35.77	Average
2	2483.500	7.40	27.80	31.55	42.91	46.56	54.00	-7.44	Average
3	2483.790	7.40	27.80	31.55	41.62	45.27	54.00	-8.73	Average



11be_20M_TX_CH_12_Vertical-Peak



Condition: 3m VERTICAL

Job No : 01834AT/01835AT

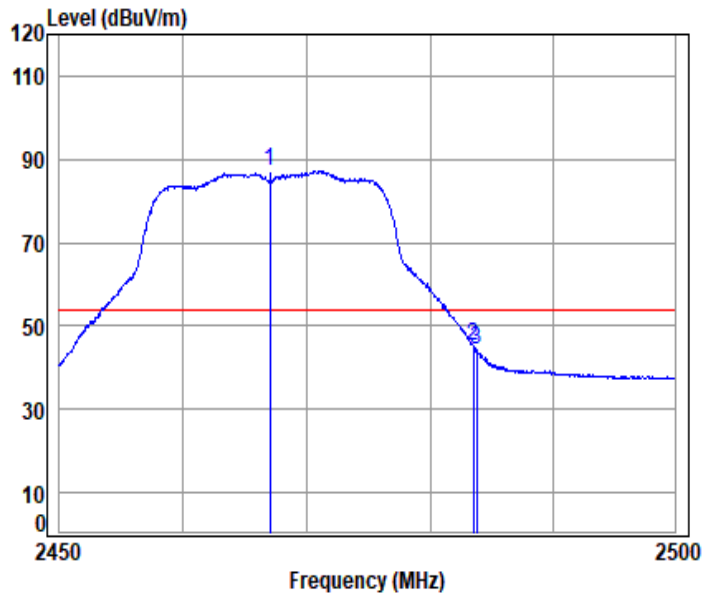
Mode : 2467 Band edge

: 2.4G Wi-Fi 11be20

		Cable	Ant	Preamp	Read		Limit	Over	
	Freq	Loss	Factor	Factor	Level	Level	Line	Limit	Remark
	MHz	dB	dB/m	dB	dBuV	dBuV/m	dBuV/m	dB	
1	pp 2467.000	7.29	27.70	31.55	102.10	105.54	74.00	31.54	Peak
2	2483.500	7.40	27.80	31.55	57.23	60.88	74.00	-13.12	Peak
3	2483.790	7.40	27.80	31.55	55.53	59.18	74.00	-14.82	Peak



11be_20M_TX_CH_12_Vertical-Avg



Condition: 3m VERTICAL

Job No : 01834AT/01835AT

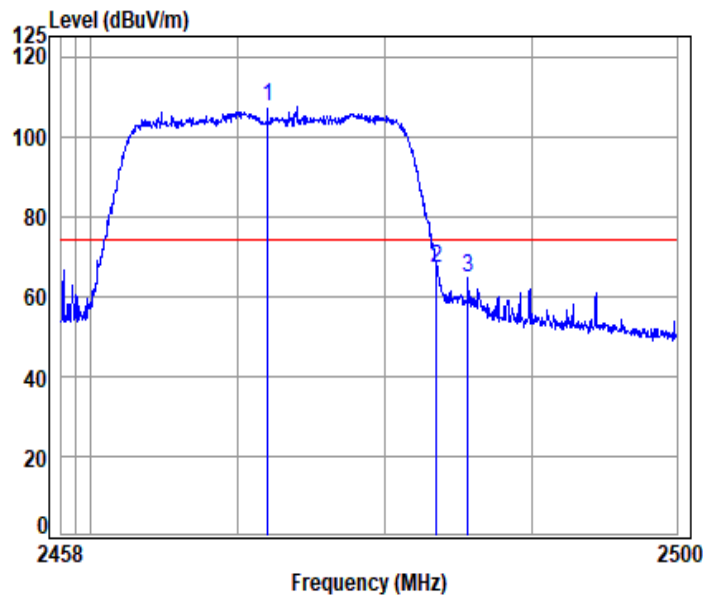
Mode : 2467 Band edge

: 2.4G Wi-Fi 11be20

		Cable	Ant	Preamp	Read		Limit	Over	
	Freq	Loss	Factor	Factor	Level	Level	Line	Limit	Remark
	MHz	dB	dB/m	dB	dBuV	dBuV/m	dBuV/m	dB	
1	pp 2467.000	7.29	27.70	31.55	83.76	87.20	54.00	33.20	Average
2	2483.500	7.40	27.80	31.55	41.40	45.05	54.00	-8.95	Average
3	2483.790	7.40	27.80	31.55	40.39	44.04	54.00	-9.96	Average



11be_20M_TX_CH_13_Horizontal-Peak



Condition: 3m HORIZONTAL

Job No : 01834AT/01835AT

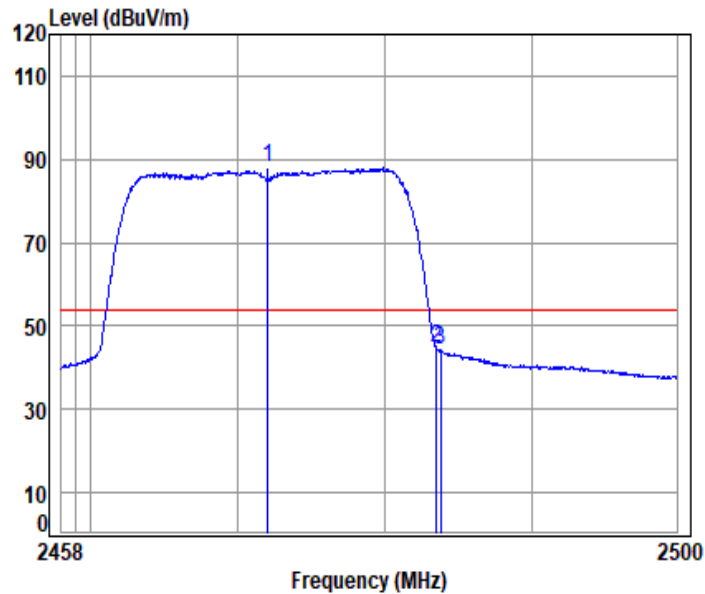
Mode : 2472 Band edge

: 2.4G Wi-Fi 11be20

		Cable	Ant	Preamp	Read		Limit	Over	
	Freq	Loss	Factor	Factor	Level	Level	Line	Limit	Remark
	MHz	dB	dB/m	dB	dBuV	dBuV/m	dBuV/m	dB	
1	pp 2472.000	7.32	27.73	31.55	103.80	107.30	74.00	33.30	peak
2	2483.500	7.40	27.80	31.55	63.42	67.07	74.00	-6.93	peak
3	2485.682	7.41	27.81	31.55	61.05	64.72	74.00	-9.28	peak



11be_20M_TX_CH_13_Horizontal-Avg



Condition: 3m HORIZONTAL

Job No : 01834AT/01835AT

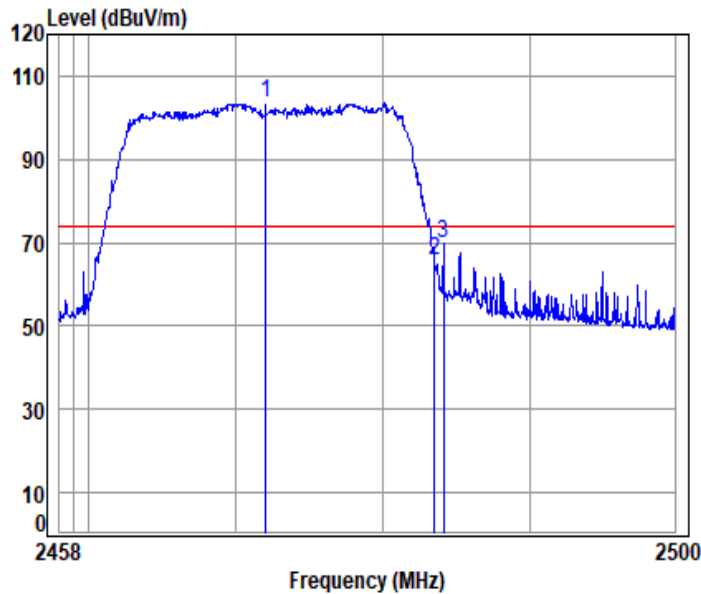
Mode : 2472 Band edge

: 2.4G Wi-Fi 11be20

		Cable	Ant	Preamp	Read		Limit	Over	
	Freq	Loss	Factor	Factor	Level	Level	Line	Limit	Remark
	MHz	dB	dB/m	dB	dBuV	dBuV/m	dBuV/m	dB	
1	pp 2472.000	7.32	27.73	31.55	84.34	87.84	54.00	33.84	Average
2	2483.500	7.40	27.80	31.55	40.90	44.55	54.00	-9.45	Average
3	2483.788	7.40	27.80	31.55	40.40	44.05	54.00	-9.95	Average



11be_20M_TX_CH_13_Vertical-Peak



Condition: 3m VERTICAL

Job No : 01834AT/01835AT

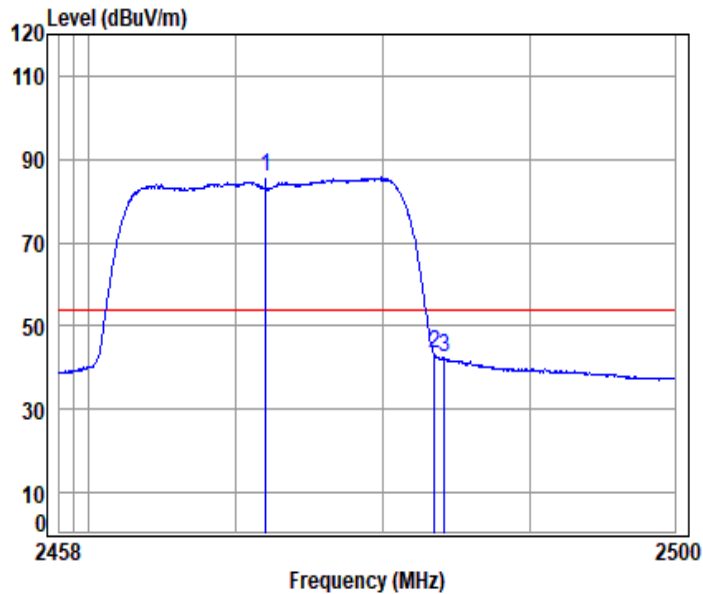
Mode : 2472 Band edge

: 2.4G Wi-Fi 11be20

		Cable	Ant	Preamp	Read		Limit	Over	
	Freq	Loss	Factor	Factor	Level	Level	Line	Limit	Remark
	MHz	dB	dB/m	dB	dBuV	dBuV/m	dBuV/m	dB	
1 pp	2472.000	7.32	27.73	31.55	99.86	103.36	74.00	29.36	Peak
2	2483.500	7.40	27.80	31.55	61.99	65.64	74.00	-8.36	Peak
3	2484.125	7.40	27.80	31.55	65.96	69.61	74.00	-4.39	Peak



11be_20M_TX_CH_13_Vertical-Avg



Condition: 3m VERTICAL

Job No : 01834AT/01835AT

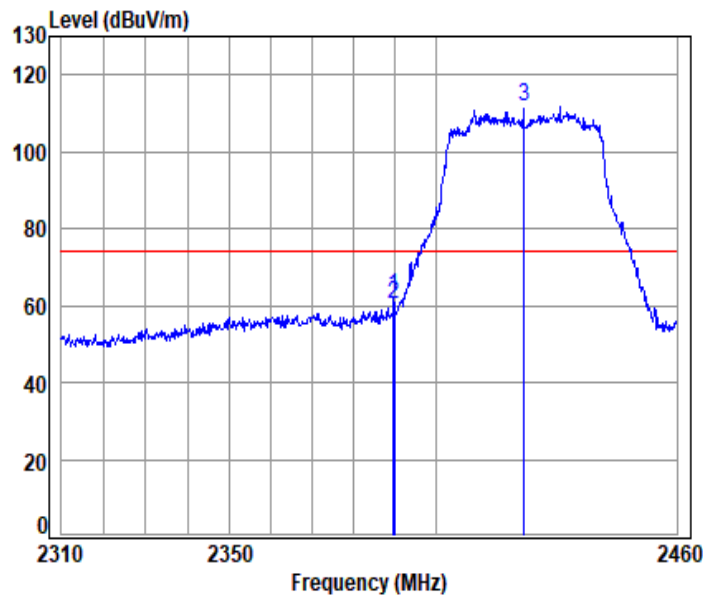
Mode : 2472 Band edge

: 2.4G Wi-Fi 11be20

		Cable	Ant	Preamp	Read		Limit	Over	
	Freq	Loss	Factor	Factor	Level	Level	Line	Limit	Remark
	MHz	dB	dB/m	dB	dBuV	dBuV/m	dBuV/m	dB	
1	pp 2472.000	7.32	27.73	31.55	82.06	85.56	54.00	31.56	Average
2	2483.500	7.40	27.80	31.55	39.58	43.23	54.00	-10.77	Average
3	2484.209	7.40	27.81	31.55	38.65	42.31	54.00	-11.69	Average



11be_40M_TX_CH_03_Horizontal-Peak



Condition: 3m HORIZONTAL

Job No : 01834AT/01835AT

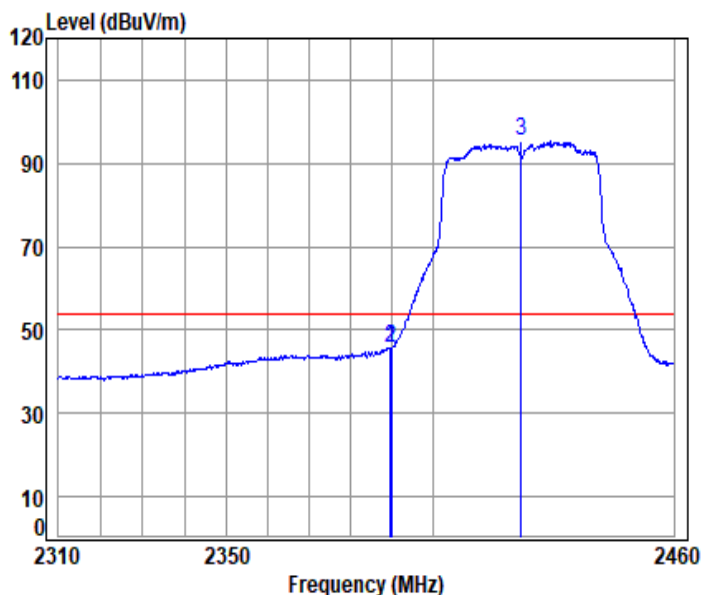
Mode : 2422 Band edge

: 2.4G Wi-Fi 11be40

	Cable	Ant	Preamp	Read		Limit	Over	
Freq	Loss	Factor	Factor	Level	Level	Line	Limit	Remark
MHz	dB	dB/m	dB	dBuV	dBuV/m	dBuV/m	dB	
1 2389.827	6.82	27.46	31.54	59.73	62.47	74.00	-11.53	peak
2 2390.000	6.82	27.46	31.54	57.42	60.16	74.00	-13.84	peak
3 pp 2422.000	6.98	27.54	31.54	108.71	111.69	74.00	37.69	peak



11be_40M_TX_CH_03_Horizontal-Avg



Condition: 3m HORIZONTAL

Job No : 01834AT/01835AT

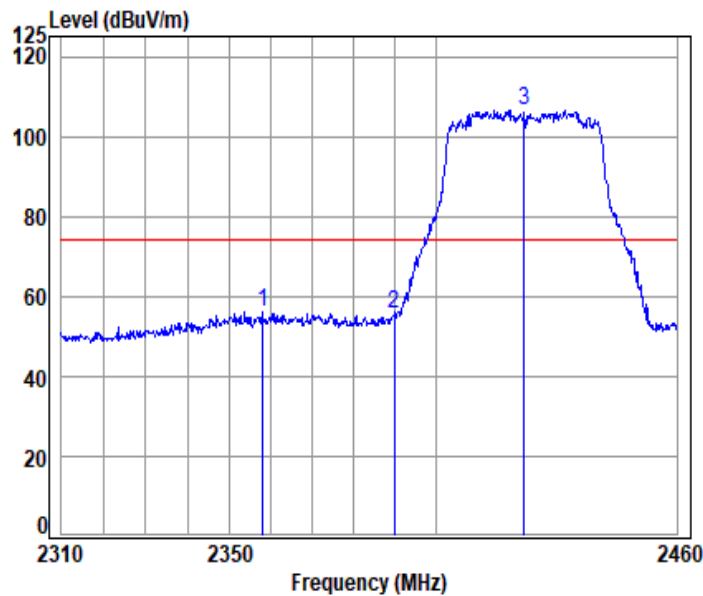
Mode : 2422 Band edge

: 2.4G Wi-Fi 11be40

	Cable	Ant	Preamp	Read	Limit	Over	
Freq	Loss	Factor	Factor	Level	Level	Line	Limit Remark
MHz	dB	dB/m	dB	dBuV	dBuV/m	dBuV/m	dB
1 2389.827	6.82	27.46	31.54	43.10	45.84	54.00	-8.16 Average
2 2390.000	6.82	27.46	31.54	42.96	45.70	54.00	-8.30 Average
3 pp 2422.000	6.98	27.54	31.54	92.21	95.19	54.00	41.19 Average



11be_40M_TX_CH_03_Vertical-Peak



Condition: 3m VERTICAL

Job No : 01834AT/01835AT

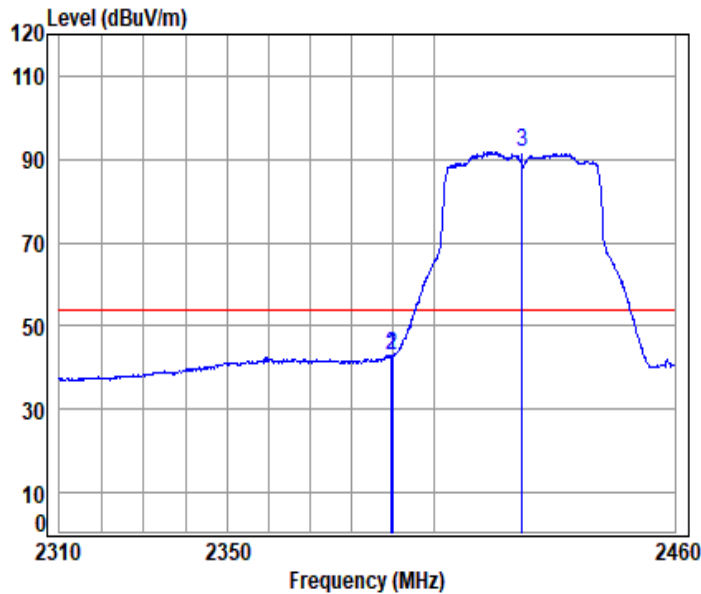
Mode : 2422 Band edge

: 2.4G Wi-Fi 11be40

	Cable	Ant	Preamp	Read		Limit	Over	
Freq	Loss	Factor	Factor	Level	Level	Line	Limit	Remark
MHz	dB	dB/m	dB	dBuV	dBuV/m	dBuV/m	dB	
1	2358.015	6.81	27.33	31.54	53.55	56.15	74.00	-17.85 Peak
2	2390.000	6.82	27.46	31.54	52.76	55.50	74.00	-18.50 Peak
3	pp 2422.000	6.98	27.54	31.54	103.70	106.68	74.00	32.68 Peak



11be_40M_TX_CH_03_Vertical-Avg



Condition: 3m VERTICAL

Job No : 01834AT/01835AT

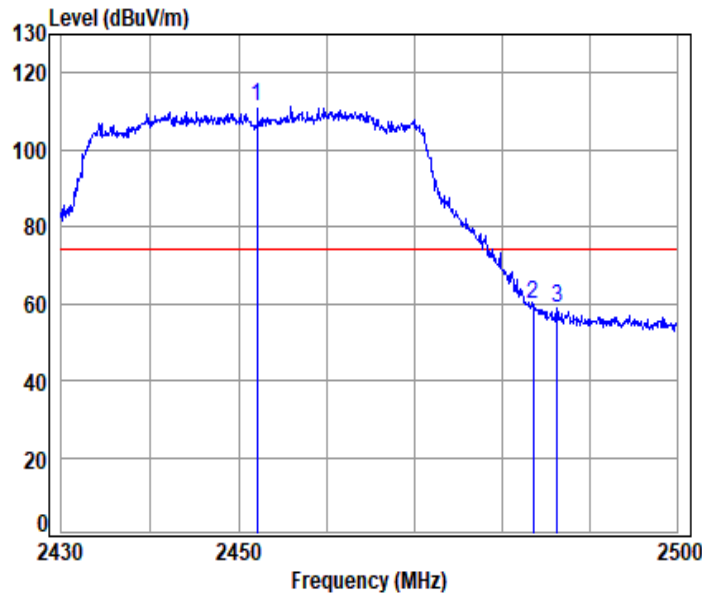
Mode : 2422 Band edge

: 2.4G Wi-Fi 11be40

	Cable	Ant	Preamp	Read		Limit	Over	
Freq	Loss	Factor	Factor	Level	Level	Line	Limit	Remark
MHz	dB	dB/m	dB	dBuV	dBuV/m	dBuV/m	dB	
1 2389.827	6.82	27.46	31.54	40.32	43.06	54.00	-10.94	Average
2 2390.000	6.82	27.46	31.54	40.32	43.06	54.00	-10.94	Average
3 pp 2422.000	6.98	27.54	31.54	88.86	91.84	54.00	37.84	Average



11be_40M_TX_CH_09_Horizontal-Peak



Condition: 3m HORIZONTAL

Job No : 01834AT/01835AT

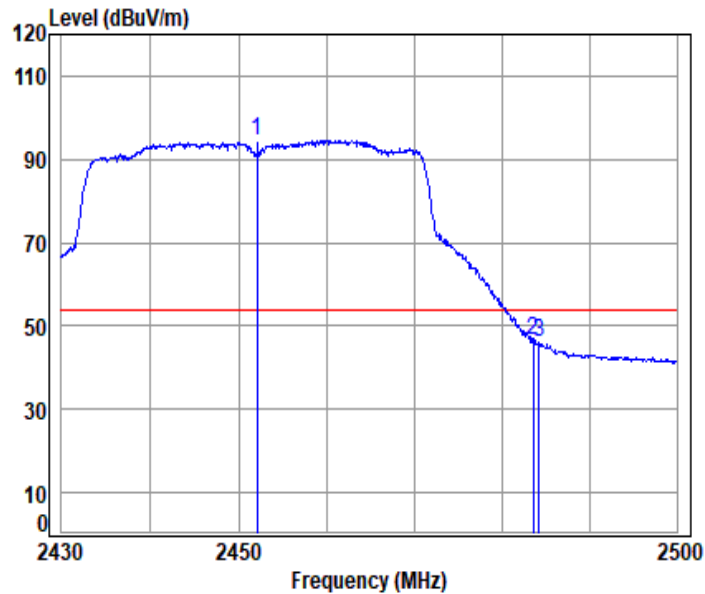
Mode : 2452 Band edge

: 2.4G Wi-Fi 11be40

	Cable	Ant	Preamp	Read		Limit	Over	
Freq	Loss	Factor	Factor	Level	Level	Line	Limit	Remark
MHz	dB	dB/m	dB	dBuV	dBuV/m	dBuV/m	dB	
1 pp 2452.000	7.18	27.61	31.55	107.77	111.01	74.00	37.01	peak
2 2483.500	7.40	27.80	31.55	56.15	59.80	74.00	-14.20	peak
3 2486.264	7.42	27.82	31.55	54.97	58.66	74.00	-15.34	peak



11be_40M_TX_CH_09_Horizontal-Avg



Condition: 3m HORIZONTAL

Job No : 01834AT/01835AT

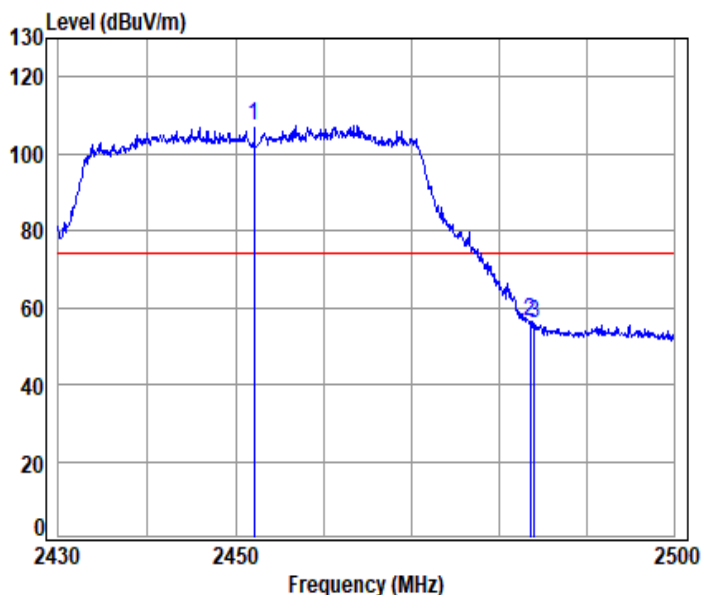
Mode : 2452 Band edge

: 2.4G Wi-Fi 11be40

		Cable	Ant	Preamp	Read		Limit	Over	
	Freq	Loss	Factor	Factor	Level	Level	Line	Limit	Remark
	MHz	dB	dB/m	dB	dBuV	dBuV/m	dBuV/m	dB	
1	pp 2452.000	7.18	27.61	31.55	91.31	94.55	54.00	40.55	Average
2	2483.500	7.40	27.80	31.55	42.90	46.55	54.00	-7.45	Average
3	2484.147	7.40	27.80	31.55	42.39	46.04	54.00	-7.96	Average



11be_40M_TX_CH_09_Vertical-Peak



Condition: 3m VERTICAL

Job No : 01834AT/01835AT

Mode : 2452 Band edge

: 2.4G Wi-Fi 11be40

		Cable	Ant	Preamp	Read		Limit	Over	
	Freq	Loss	Factor	Factor	Level	Level	Line	Limit	Remark
	MHz	dB	dB/m	dB	dBuV	dBuV/m	dBuV/m	dB	
1	pp 2452.000	7.18	27.61	31.55	104.18	107.42	74.00	33.42	Peak
2	2483.500	7.40	27.80	31.55	52.50	56.15	74.00	-17.85	Peak
3	2484.006	7.40	27.80	31.55	52.37	56.02	74.00	-17.98	Peak



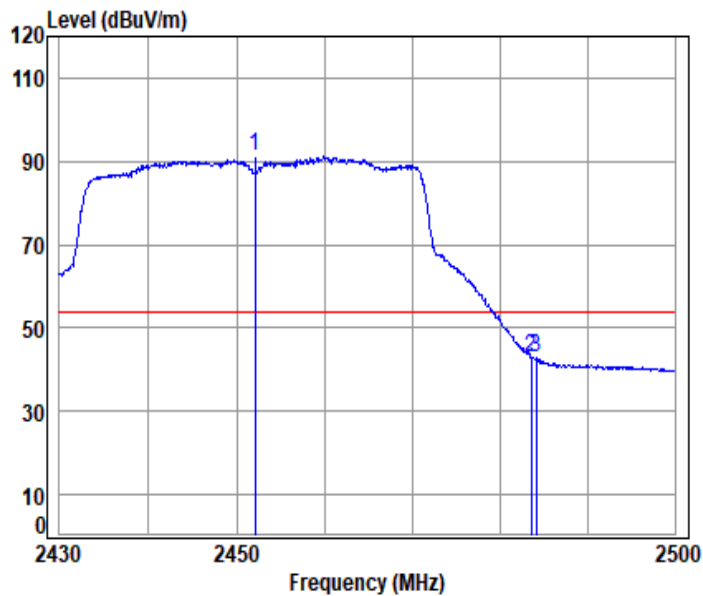
Unless otherwise agreed in writing, this document is issued by the Company subject to its General Conditions of Service printed overleaf, available on request or accessible at <https://www.sgs.com/en/Terms-and-Conditions>. Attention is drawn to the limitation of liability, indemnification and jurisdiction issues defined therein. Any holder of this document is advised that information contained hereon reflects the Company's findings at the time of its intervention only and within the limits of Client's instructions, if any. The Company's sole responsibility is to its Client and this document does not exonerate parties to a transaction from exercising all their rights and obligations under the transaction documents. This document cannot be reproduced except in full, without prior written approval of the Company. Any unauthorized alteration, forgery or falsification of the content or appearance of this document is unlawful and offenders may be prosecuted to the fullest extent of the law. Unless otherwise stated the results shown in this test report refer only to the sample(s) tested and such sample(s) are retained for 30 days only.

Attention: To check the authenticity of testing / inspection report & certificate, please contact us at telephone: (86-755) 8307 1443, or email: CN.Doccheck@sgs.com

SGS-CSTC Standards Technical Services Co., Ltd.
Shenzhen Branch Testing & Calibration Laboratory

No.1 Workshop, M-10, Middle Section, Science & Technology Park, Nanshan District, Shenzhen, Guangdong, China 518057 t (86-755) 26012053 f (86-755) 26710594 www.sgs.com.cn
中国·广东·深圳市南山区科技园中区M-10栋1号厂房 邮编: 518057 t (86-755) 26012053 f (86-755) 26710594 sgs.china@sgs.com

11be_40M_TX_CH_09_Vertical-Avg



Condition: 3m VERTICAL

Job No : 01834AT/01835AT

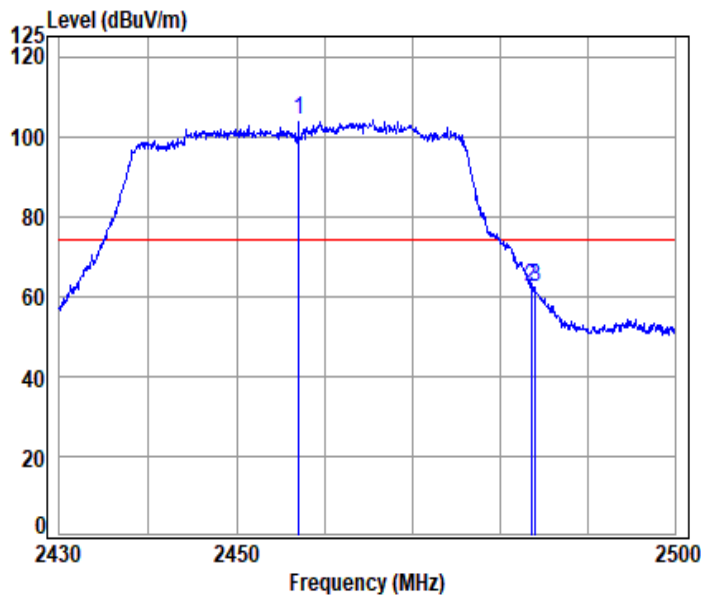
Mode : 2452 Band edge

: 2.4G Wi-Fi 11be40

		Cable	Ant	Preamp	Read		Limit	Over	
	Freq	Loss	Factor	Factor	Level	Level	Line	Limit	Remark
	MHz	dB	dB/m	dB	dBuV	dBuV/m	dBuV/m	dB	
1	pp 2452.000	7.18	27.61	31.55	87.95	91.19	54.00	37.19	Average
2	2483.500	7.40	27.80	31.55	39.36	43.01	54.00	-10.99	Average
3	2484.076	7.40	27.80	31.55	39.11	42.76	54.00	-11.24	Average



11be_40M_TX_CH_10_Horizontal-Peak



Condition: 3m HORIZONTAL

Job No : 01834AT/01835AT

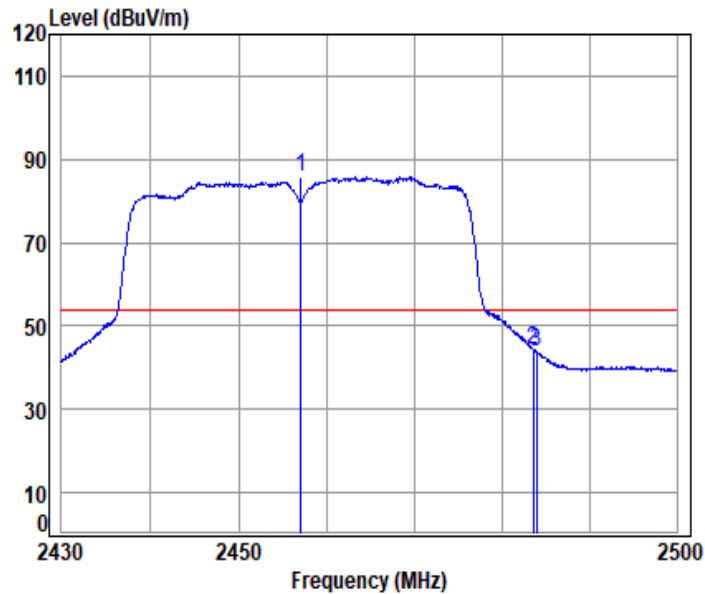
Mode : 2457 Band edge

: 2.4G Wi-Fi 11be40

		Cable	Ant	Preamp	Read		Limit	Over	
	Freq	Loss	Factor	Factor	Level	Level	Line	Limit	Remark
	MHz	dB	dB/m	dB	dBuV	dBuV/m	dBuV/m	dB	
1	pp 2457.000	7.22	27.64	31.55	100.57	103.88	74.00	29.88	peak
2	2483.500	7.40	27.80	31.55	58.48	62.13	74.00	-11.87	peak
3	2483.935	7.40	27.80	31.55	58.44	62.09	74.00	-11.91	peak



11be_40M_TX_CH_10_Horizontal-Avg



Condition: 3m HORIZONTAL

Job No : 01834AT/01835AT

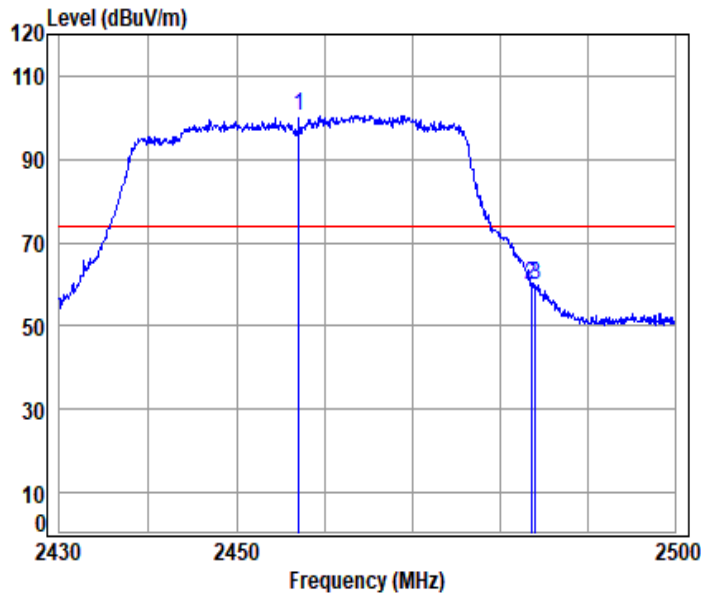
Mode : 2457 Band edge

: 2.4G Wi-Fi 11be40

		Cable	Ant	Preamp	Read		Limit	Over	
	Freq	Loss	Factor	Factor	Level	Level	Line	Limit	Remark
	MHz	dB	dB/m	dB	dBuV	dBuV/m	dBuV/m	dB	
1	pp 2457.000	7.22	27.64	31.55	82.49	85.80	54.00	31.80	Average
2	2483.500	7.40	27.80	31.55	40.67	44.32	54.00	-9.68	Average
3	2483.865	7.40	27.80	31.55	40.20	43.85	54.00	-10.15	Average



11be_40M_TX_CH_10_Vertical-Peak



Condition: 3m VERTICAL

Job No : 01834AT/01835AT

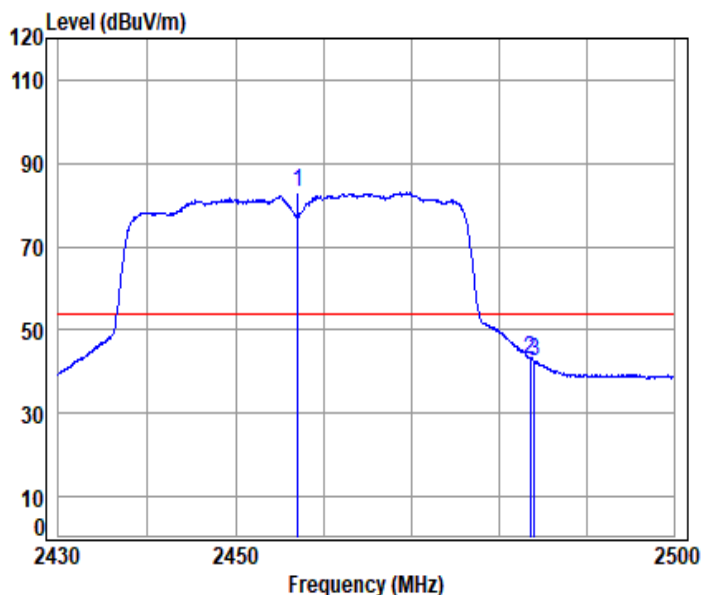
Mode : 2457 Band edge

: 2.4G Wi-Fi 11be40

		Cable	Ant	Preamp	Read		Limit	Over	
	Freq	Loss	Factor	Factor	Level	Level	Line	Limit	Remark
	MHz	dB	dB/m	dB	dBuV	dBuV/m	dBuV/m	dB	
1	pp 2457.000	7.22	27.64	31.55	97.08	100.39	74.00	26.39	Peak
2	2483.500	7.40	27.80	31.55	56.33	59.98	74.00	-14.02	Peak
3	2483.935	7.40	27.80	31.55	56.33	59.98	74.00	-14.02	Peak



11be_40M_TX_CH_10_Vertical-Avg



Condition: 3m VERTICAL

Job No : 01834AT/01835AT

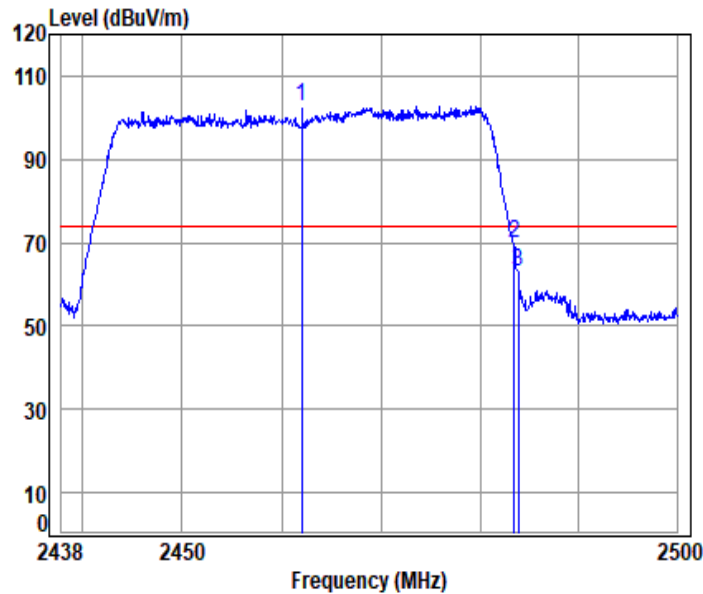
Mode : 2457 Band edge

: 2.4G Wi-Fi 11be40

		Cable	Ant	Preamp	Read		Limit	Over	
	Freq	Loss	Factor	Factor	Level	Level	Line	Limit	Remark
	MHz	dB	dB/m	dB	dBuV	dBuV/m	dBuV/m	dB	
1 pp	2457.000	7.22	27.64	31.55	79.60	82.91	54.00	28.91	Average
2	2483.500	7.40	27.80	31.55	39.38	43.03	54.00	-10.97	Average
3	2484.006	7.40	27.80	31.55	38.89	42.54	54.00	-11.46	Average



11be_40M_TX_CH_11_Horizontal-Peak



Condition: 3m HORIZONTAL

Job No : 01834AT/01835AT

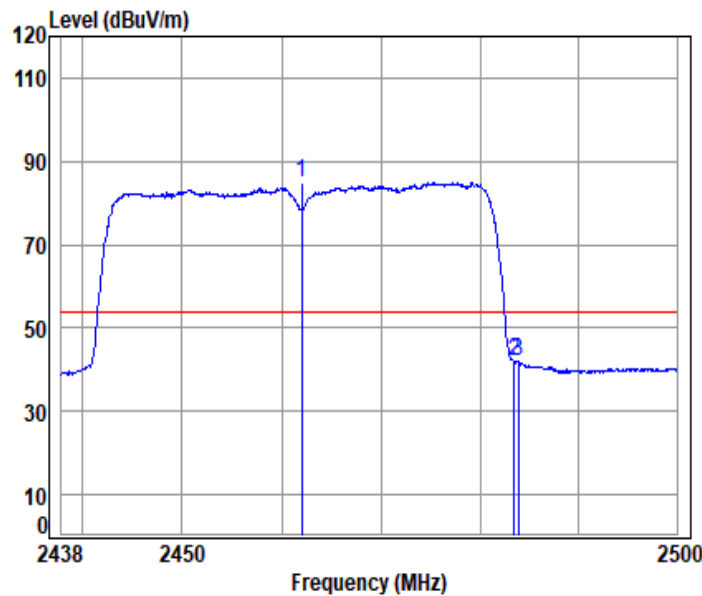
Mode : 2462 Band edge

: 2.4G Wi-Fi 11be40

	Cable	Ant	Preamp	Read		Limit	Over	
Freq	Loss	Factor	Factor	Level	Level	Line	Limit	Remark
MHz	dB	dB/m	dB	dBuV	dBuV/m	dBuV/m	dB	
1 pp 2462.000	7.25	27.67	31.55	99.40	102.77	74.00	28.77	peak
2 2483.500	7.40	27.80	31.55	65.95	69.60	74.00	-4.40	peak
3 2483.855	7.40	27.80	31.55	59.19	62.84	74.00	-11.16	peak



11be_40M_TX_CH_11_Horizontal-Avg



Condition: 3m HORIZONTAL

Job No : 01834AT/01835AT

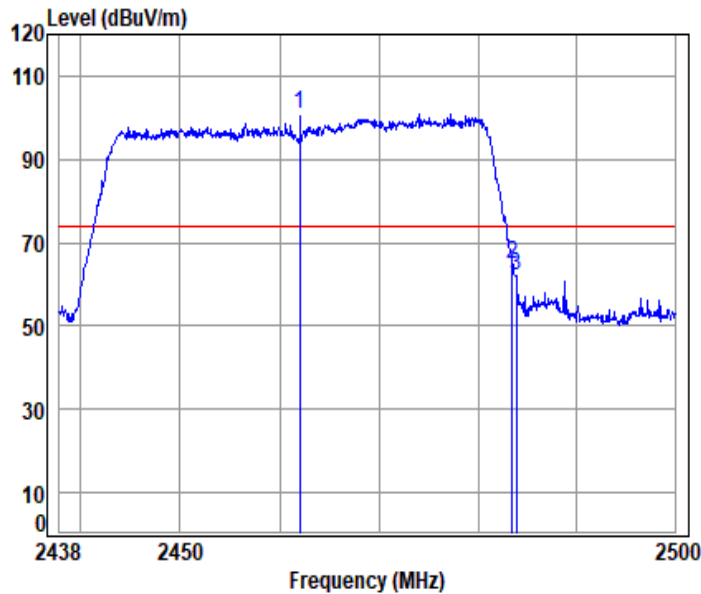
Mode : 2462 Band edge

: 2.4G Wi-Fi 11be40

		Cable	Ant	Preamp	Read		Limit	Over	
	Freq	Loss	Factor	Factor	Level	Level	Line	Limit	Remark
	MHz	dB	dB/m	dB	dBuV	dBuV/m	dBuV/m	dB	
1	pp 2462.000	7.25	27.67	31.55	81.49	84.86	54.00	30.86	Average
2	2483.500	7.40	27.80	31.55	38.34	41.99	54.00	-12.01	Average
3	2483.855	7.40	27.80	31.55	38.11	41.76	54.00	-12.24	Average



11be_40M_TX_CH_11_Vertical-Peak



Condition: 3m VERTICAL

Job No : 01834AT/01835AT

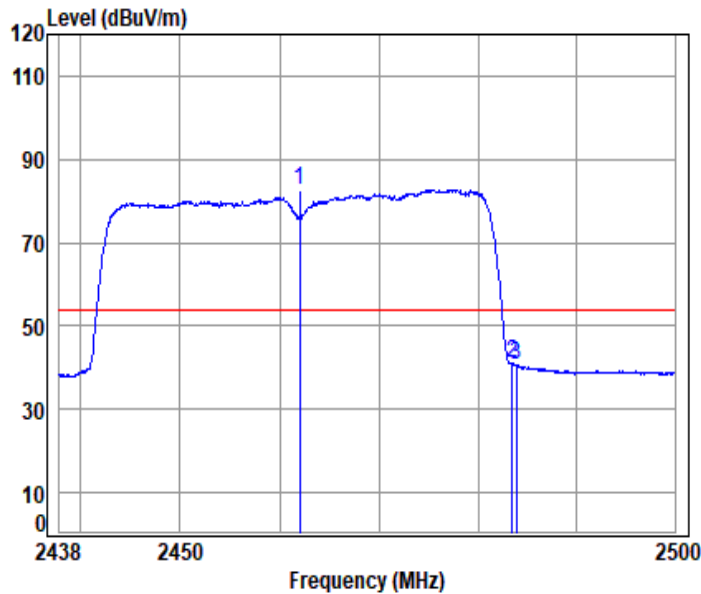
Mode : 2462 Band edge

: 2.4G Wi-Fi 11be40

	Cable	Ant	Preamp	Read		Limit	Over	
Freq	Loss	Factor	Factor	Level	Level	Line	Limit	Remark
MHz	dB	dB/m	dB	dBuV	dBuV/m	dBuV/m	dB	
1 pp 2462.000	7.25	27.67	31.55	97.37	100.74	74.00	26.74	Peak
2 2483.500	7.40	27.80	31.55	61.19	64.84	74.00	-9.16	Peak
3 2483.855	7.40	27.80	31.55	58.31	61.96	74.00	-12.04	Peak



11be_40M_TX_CH_11_Vertical-Avg



Condition: 3m VERTICAL

Job No : 01834AT/01835AT

Mode : 2462 Band edge

: 2.4G Wi-Fi 11be40

		Cable	Ant	Preamp	Read		Limit	Over	
	Freq	Loss	Factor	Factor	Level	Level	Line	Limit	Remark
	MHz	dB	dB/m	dB	dBuV	dBuV/m	dBuV/m	dB	
1 pp	2462.000	7.25	27.67	31.55	79.42	82.79	54.00	28.79	Average
2	2483.500	7.40	27.80	31.55	37.22	40.87	54.00	-13.13	Average
3	2483.855	7.40	27.80	31.55	36.90	40.55	54.00	-13.45	Average



7.3 Radiated Spurious Emissions Below 1GHz

Test Requirement 47 CFR Part 15, Subpart C 15.205 & 15.209

Test Method: ANSI C63.10 (2013) Section 6.4,6.5

Measurement Distance: 3m

Limit:

Frequency(MHz)	Field strength(microvolts/meter)	Measurement distance(meters)
0.009-0.490	2400/F(kHz)	300
0.490-1.705	24000/F(kHz)	30
1.705-30.0	30	30
30-88	100	3
88-216	150	3
216-960	200	3
960-1000	500	3

7.3.1 E.U.T. Operation

Operating Environment:

Temperature: 23.8 °C

Humidity: 42.8 % RH

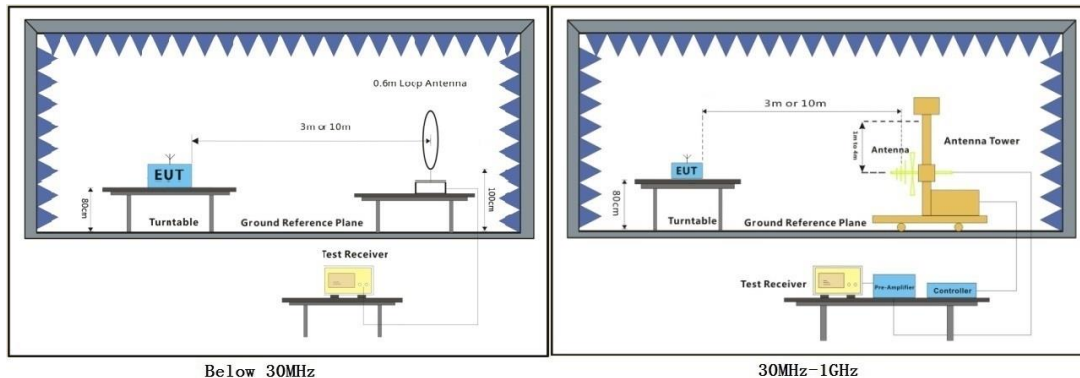
Atmospheric Pressure: 1020 mbar

7.3.2 Test Mode Description

Pre-scan / Final test	Mode Code	Description
Pre-scan	14	TX mode_Keep the EUT in continuously transmitting mode with all modulation types. All data rates for each modulation type have been tested and found the data rate @ 1Mbps is the worst case of IEEE 802.11b; data rate @ 6Mbps is the worst case of IEEE 802.11g; data rate @ HT0/HT8 is the worst case of IEEE 802.11n(HT20); data rate @ HT0/HT8 is the worst case of IEEE 802.11n(HT40); data rate @ HE0 is the worst case of IEEE 802.11ax/be(HT20); data rate @ HE0 is the worst case of IEEE 802.11ax/be(HT40). Only the data of worst case is recorded in the report.
Final test	15	Charge + TX mode_Keep the EUT in charging and continuously transmitting mode with all modulation types. All data rates for each modulation type have been tested and found the data rate @ 1Mbps is the worst case of IEEE 802.11b; data rate @ 6Mbps is the worst case of IEEE 802.11g; data rate @ HT0/HT8 is the worst case of IEEE 802.11n(HT20); data rate @ HT0/HT8 is the worst case of IEEE 802.11n(HT40); data rate @ HE0 is the worst case of IEEE 802.11ax/be(HT20); data rate @ HE0 is the worst case of IEEE 802.11ax/be(HT40). Only the data of worst case is recorded in the report.



7.3.3 Test Setup Diagram



7.3.4 Measurement Procedure and Data

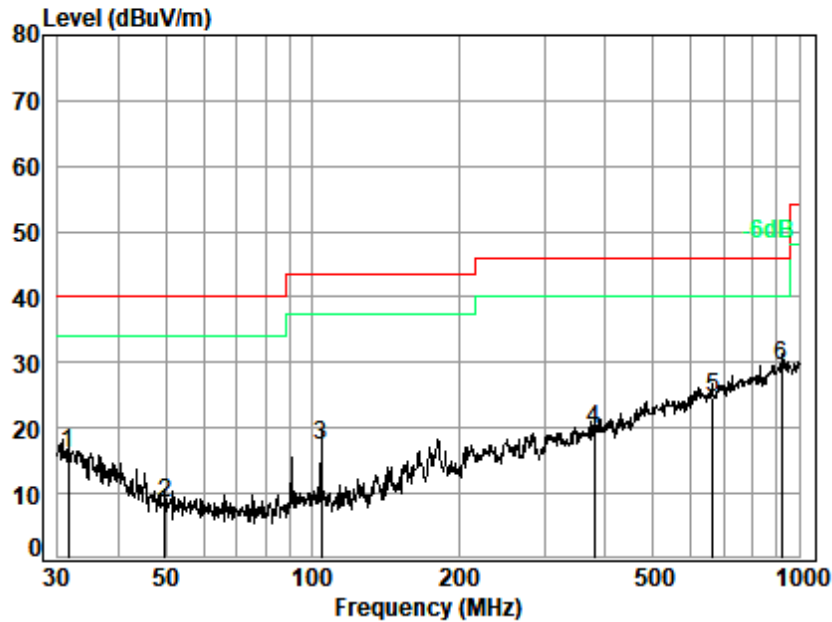
- For below 1GHz, the EUT was placed on the top of a rotating table 0.8 meters above the ground at a 3 or 10 meter semi-anechoic chamber. The table was rotated 360 degrees to determine the position of the highest radiation.
- The EUT was set 3 or 10 meters away from the interference-receiving antenna, which was mounted on the top of a variable-height antenna tower.
- The antenna height is varied from one meter to four meters above the ground to determine the maximum value of the field strength. Both horizontal and vertical polarizations of the antenna are set to make the measurement.
- For each suspected emission, the EUT was arranged to its worst case and then the antenna was tuned to heights from 1 meter to 4 meters (for the test frequency of below 30MHz, the antenna was tuned to heights 1 meter) and the rotatable table was turned from 0 degrees to 360 degrees to find the maximum reading.
- The test-receiver system was set to Peak Detect Function and Specified Bandwidth with Maximum Hold Mode.
- If the emission level of the EUT in peak mode was 10dB lower than the limit specified, then testing could be stopped and the peak values of the EUT would be reported. Otherwise the emissions that did not have 10dB margin would be re-tested one by one using quasi-peak method as specified and then reported in a data sheet.
- Test the EUT in the lowest channel, the middle channel, the Highest channel.
- The radiation measurements are performed in X, Y, Z axis positioning for Transmitting mode, and found the X axis positioning which it is the worst case.
- Repeat above procedures until all frequencies measured was complete.

Remark:

- Level= Read Level+ Cable Loss+ Antenna Factor- Preamp Factor
- Scan from 9kHz to 30MHz, the disturbance below 30MHz was very low. The points marked on above plots are the highest emissions could be found when testing, so only above points had been displayed. The amplitude of spurious emissions from the radiator which are attenuated more than 20dB below the limit need not be reported.



Test Mode: 15; Polarity: Horizontal



Site : chamber
Condition: 3m HORIZONTAL
Job No. : 01834AT/01835AT
Test Mode: 15

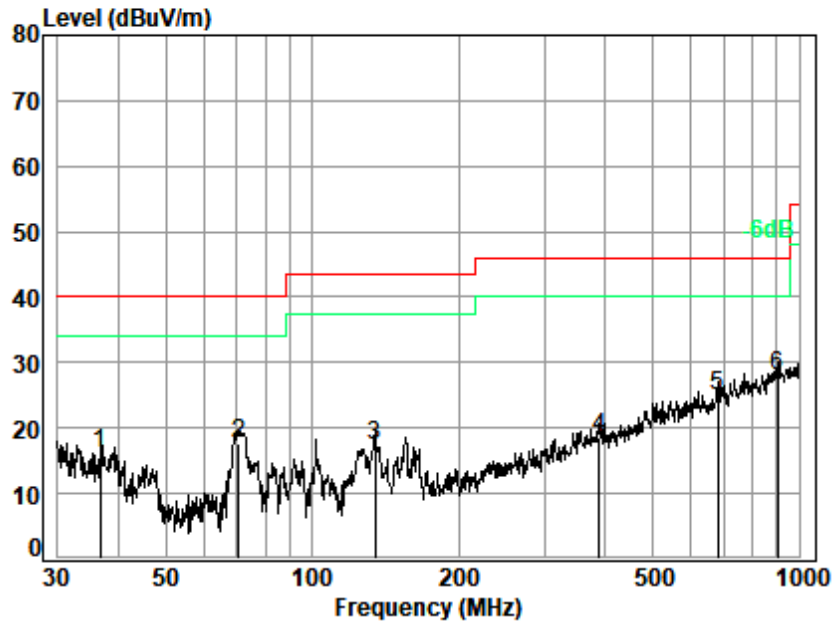
	Ant	Cable	Preamp	Read		Limit	Over	
	Freq	Factor	Loss	Factor	Level	Level	Line	Limit Remark
	MHz	dB/m	dB	dB	dBuV	dBuV/m	dBuV/m	dB
1	31.510	20.50	0.69	27.79	22.76	16.16	40.00	-23.84 QP
2	49.881	12.79	0.86	27.73	22.65	8.57	40.00	-31.43 QP
3	104.170	12.22	1.25	27.57	31.51	17.41	43.50	-26.09 QP
4	379.914	20.91	2.51	27.07	23.28	19.63	46.00	-26.37 QP
5	663.473	25.32	3.44	27.81	23.70	24.65	46.00	-21.35 QP
6 q	919.287	28.17	4.17	26.63	23.65	29.36	46.00	-16.64 QP



Unless otherwise agreed in writing, this document is issued by the Company subject to its General Conditions of Service printed overleaf, available on request or accessible at <https://www.sgs.com/en/Terms-and-Conditions>. Attention is drawn to the limitation of liability, indemnification and jurisdiction issues defined therein. Any holder of this document is advised that information contained hereon reflects the Company's findings at the time of its intervention only and within the limits of Client's instructions, if any. The Company's sole responsibility is to its Client and this document does not exonerate parties to a transaction from exercising all their rights and obligations under the transaction documents. This document cannot be reproduced except in full, without prior written approval of the Company. Any unauthorized alteration, forgery or falsification of the content or appearance of this document is unlawful and offenders may be prosecuted to the fullest extent of the law. Unless otherwise stated the results shown in this test report refer only to the sample(s) tested and such sample(s) are retained for 30 days only.

Attention: To check the authenticity of testing / inspection report & certificate, please contact us at telephone: (86-755) 8307 1443, or email: CN.Doccheck@sgs.com

Test Mode: 15; Polarity: Vertical



Site : chamber
Condition: 3m VERTICAL
Job No. : 01834AT/01835AT
Test Mode: 15

	Ant	Cable	Preamp	Read		Limit	Over	
Freq	Factor	Loss	Factor	Level	Level	Line	Limit	Remark
MHz	dB/m	dB	dB	dBuV	dBuV/m	dBuV/m	dB	
1	36.637	17.95	0.75	27.77	25.13	16.06	40.00	-23.94 QP
2	70.584	10.58	1.02	27.67	33.56	17.49	40.00	-22.51 QP
3	134.559	11.35	1.45	27.44	32.03	17.39	43.50	-26.11 QP
4	389.355	20.78	2.54	27.11	22.46	18.67	46.00	-27.33 QP
5	679.960	25.86	3.48	27.77	23.40	24.97	46.00	-21.03 QP
6 q	903.309	27.83	4.13	26.74	22.82	28.04	46.00	-17.96 QP



SGS-CSTC Standards Technical Services Co., Ltd. Shenzhen Branch

SZEMC-TRF-01 Rev. A/1

Report No.: SZCR250500183405

Page: 119 of 140

7.4 Radiated Spurious Emissions Above 1GHz

Test Requirement 47 CFR Part 15, Subpart C 15.205 & 15.209

Test Method: ANSI C63.10 (2013) Section 6.6

Measurement Distance: 3m

Limit:

Frequency(MHz)	Field strength(microvolts/meter)	Measurement distance(meters)
Above 1000	500	3

7.4.1 E.U.T. Operation

Operating Environment:

Temperature: 22.2 °C

Humidity: 48.9 % RH

Atmospheric Pressure: 1020 mbar

7.4.2 Test Mode Description

Pre-scan / Final test	Mode Code	Description
Pre-scan	14	TX mode_Keep the EUT in continuously transmitting mode with all modulation types. All data rates for each modulation type have been tested and found the data rate @ 1Mbps is the worst case of IEEE 802.11b; data rate @ 6Mbps is the worst case of IEEE 802.11g; data rate @ HT0/HT8 is the worst case of IEEE 802.11n(HT20); data rate @ HT0/HT8 is the worst case of IEEE 802.11n(HT40); data rate @ HE0 is the worst case of IEEE 802.11ax/be(HT20); data rate @ HE0 is the worst case of IEEE 802.11ax/be(HT40). Only the data of worst case is recorded in the report.
Final test	15	Charge + TX mode_Keep the EUT in charging and continuously transmitting mode with all modulation types. All data rates for each modulation type have been tested and found the data rate @ 1Mbps is the worst case of IEEE 802.11b; data rate @ 6Mbps is the worst case of IEEE 802.11g; data rate @ HT0/HT8 is the worst case of IEEE 802.11n(HT20); data rate @ HT0/HT8 is the worst case of IEEE 802.11n(HT40); data rate @ HE0 is the worst case of IEEE 802.11ax/be(HT20); data rate @ HE0 is the worst case of IEEE 802.11ax/be(HT40). Only the data of worst case is recorded in the report.



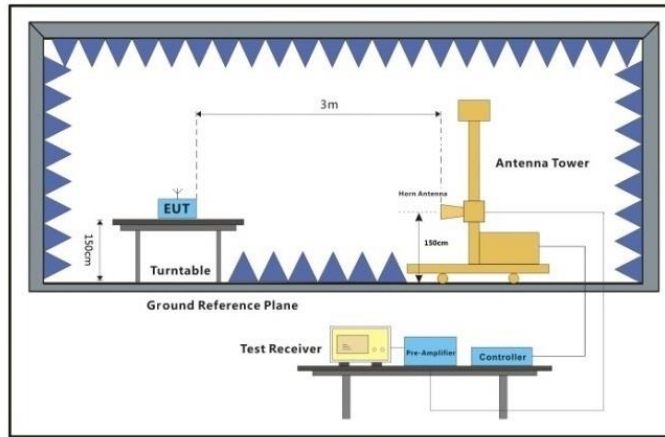
SGS-CSTC Standards Technical Services Co., Ltd.
Shenzhen Branch Testing & Calibration Laboratory

Unless otherwise agreed in writing, this document is issued by the Company subject to its General Conditions of Service printed overleaf, available on request or accessible at <https://www.sgs.com/en/Terms-and-Conditions>. Attention is drawn to the limitation of liability, indemnification and jurisdiction issues defined therein. Any holder of this document is advised that information contained hereon reflects the Company's findings at the time of its intervention only and within the limits of Client's instructions, if any. The Company's sole responsibility is to its Client and this document does not exonerate parties to a transaction from exercising all their rights and obligations under the transaction documents. This document cannot be reproduced except in full, without prior written approval of the Company. Any unauthorized alteration, forgery or falsification of the content or appearance of this document is unlawful and offenders may be prosecuted to the fullest extent of the law. Unless otherwise stated the results shown in this test report refer only to the sample(s) tested and such sample(s) are retained for 30 days only.

Attention: To check the authenticity of testing /inspection report & certificate, please contact us at telephone: (86-755) 8307 1443, or email: CN.Doccheck@sgs.com

No.1 Workshop, M-10, Middle Section, Science & Technology Park, Nanshan District, Shenzhen, Guangdong, China 518057 t (86-755) 26012053 f (86-755) 26710594 www.sgsgroup.com.cn
中国·广东·深圳市南山区科技园中区M-10栋1号厂房 邮编: 518057 t (86-755) 26012053 f (86-755) 26710594 sgs.china@sgs.com

7.4.3 Test Setup Diagram



Above 1GHz



7.4.4 Measurement Procedure and Data

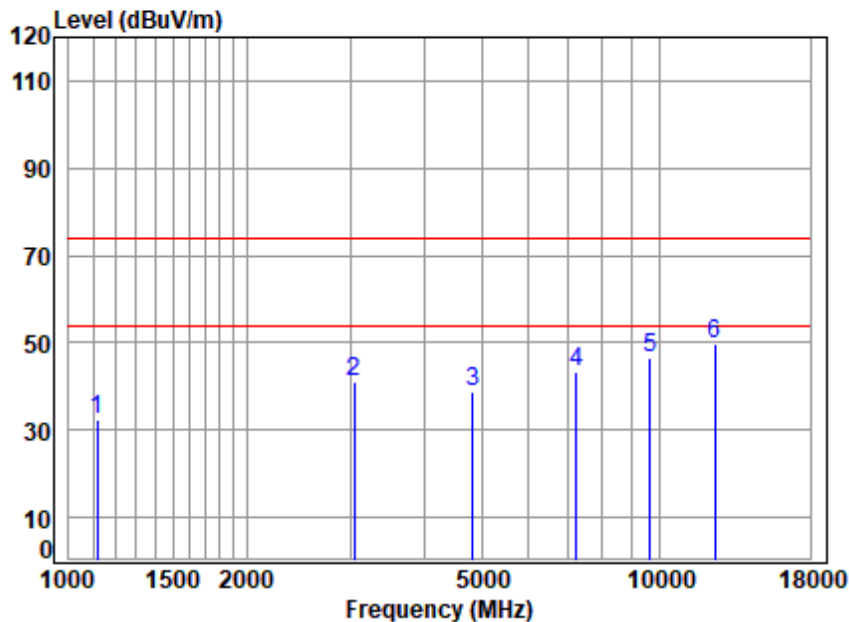
- a. For above 1GHz, the EUT was placed on the top of a rotating table 1.5 meters above the ground at a 3 meter fully-anechoic chamber. The table was rotated 360 degrees to determine the position of the highest radiation.
- b. The EUT was set 3 meters away from the interference-receiving antenna, which was mounted on the top of a variable-height antenna tower.
- c. The antenna height is varied from one meter to four meters above the ground to determine the maximum value of the field strength. Both horizontal and vertical polarizations of the antenna are set to make the measurement.
- d. For each suspected emission, the EUT was arranged to its worst case and then the antenna was tuned to heights from 1 meter to 4 meters (for the test frequency of below 30MHz, the antenna was tuned to heights 1 meter) and the rotatable table was turned from 0 degrees to 360 degrees to find the maximum reading.
- e. The test-receiver system was set to Peak Detect Function and Specified Bandwidth with Maximum Hold Mode.
- f. If the emission level of the EUT in peak mode was 10dB lower than the limit specified, then testing could be stopped and the peak values of the EUT would be reported. Otherwise the emissions that did not have 10dB margin would be re-tested one by one using peak or average method as specified and then reported in a data sheet.
- g. Test the EUT in the lowest channel, the middle channel, the Highest channel.
- h. The radiation measurements are performed in X, Y, Z axis positioning for Transmitting mode, and found the X axis positioning which it is the worst case.
- i. Repeat above procedures until all frequencies measured was complete.

Remark:

1. Level= Read Level+ Cable Loss+ Antenna Factor- Preamp Factor
2. Scan from 1GHz to 25GHz, the disturbance above 18GHz was very low. The points marked on above plots are the highest emissions could be found when testing, so only above points had been displayed. The amplitude of spurious emissions from the radiator which are attenuated more than 20dB below the limit need not be reported.
3. As shown in this section, for frequencies above 1GHz, the field strength limits are based on average limits. However, the peak field strength of any emission shall not exceed the maximum permitted average limits specified above by more than 20 dB under any condition of modulation. For the emissions whose peak level is lower than the average limit, only the peak measurement is shown in the report.
- 4: The resolution bandwidth of test receiver/spectrum analyzer is 1MHz and the video bandwidth is 3MHz for Peak detection (PK) and Average detection (AV) at frequency above 1GHz.
- 5:For fundamental and harmonic signal measurement, the resolution bandwidth of test receiver/spectrum analyzer is 1MHz and the video bandwidth is $\geq 1/T$ (Duty cycle<98%) or 10Hz (Duty cycle $\geq 98\%$) for Average detection (AV) at frequency above 1GHz.



Test Mode: 15; Polarity: Horizontal; Modulation:802.11b; Bandwidth:20MHz; Channel:Low



Condition: 3m HORIZONTAL

Job No : 01834AT/01835AT

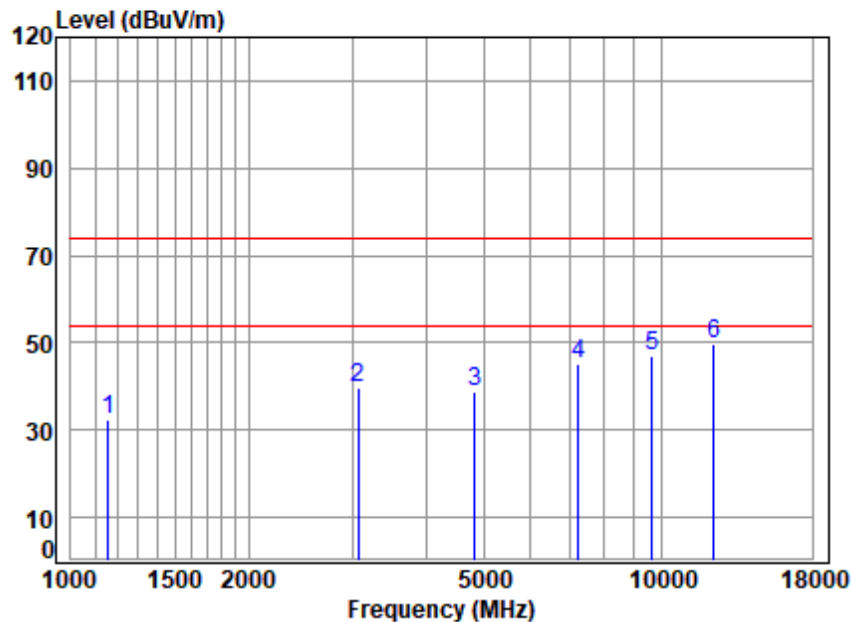
Mode : 2412 TX RSE

: 2.4G Wi-Fi 11b

	Cable	Ant	Preamp	Read		Limit	Over	
Freq	Loss	Factor	Factor	Level	Level	Line	Limit	Remark
MHz	dB	dB/m	dB	dBuV	dBuV/m	dBuV/m	dB	
1	1119.323	7.12	25.52	54.70	54.33	32.27	74.00	-41.73 peak
2	3042.846	7.98	29.17	55.03	58.80	40.92	74.00	-33.08 peak
3	4824.000	8.92	32.00	56.18	53.92	38.66	74.00	-35.34 peak
4	7236.000	11.10	36.60	56.51	52.35	43.54	74.00	-30.46 peak
5	9648.000	12.49	38.70	54.42	49.90	46.67	74.00	-27.33 peak
6	pp12433.620	14.79	39.90	54.10	49.26	49.85	74.00	-24.15 peak



Test Mode: 15; Polarity: Vertical; Modulation:802.11b; Bandwidth:20MHz; Channel:Low



Condition: 3m VERTICAL

Job No : 01834AT/01835AT

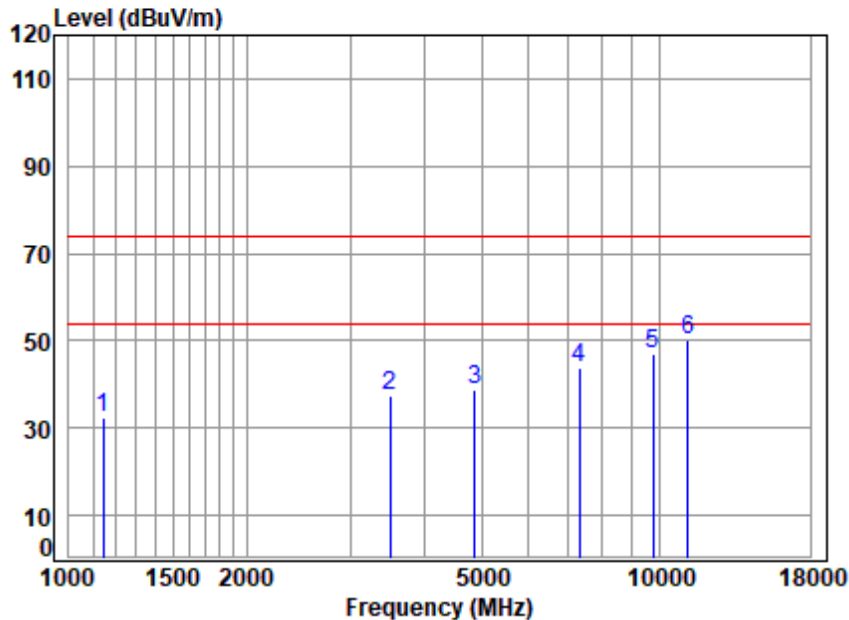
Mode : 2412 TX RSE

: 2.4G Wi-Fi 11b

	Cable	Ant	Preamp	Read		Limit	Over	
Freq	Loss	Factor	Factor	Level	Level	Line	Limit	Remark
MHz	dB	dB/m	dB	dBuV	dBuV/m	dBuV/m	dB	
1	1155.483	7.15	25.39	54.70	54.70	32.54	74.00	-41.46 peak
2	3069.345	7.86	29.16	55.04	57.51	39.49	74.00	-34.51 peak
3	4824.000	8.92	32.00	56.18	54.05	38.79	74.00	-35.21 peak
4	7236.000	11.10	36.60	56.51	53.76	44.95	74.00	-29.05 peak
5	9648.000	12.49	38.70	54.42	50.04	46.81	74.00	-27.19 peak
6	pp12290.700	14.68	39.81	54.00	49.47	49.96	74.00	-24.04 peak



Test Mode: 15; Polarity: Horizontal; Modulation:802.11b; Bandwidth:20MHz; Channel:middle



Condition: 3m HORIZONTAL

Job No : 01834AT/01835AT

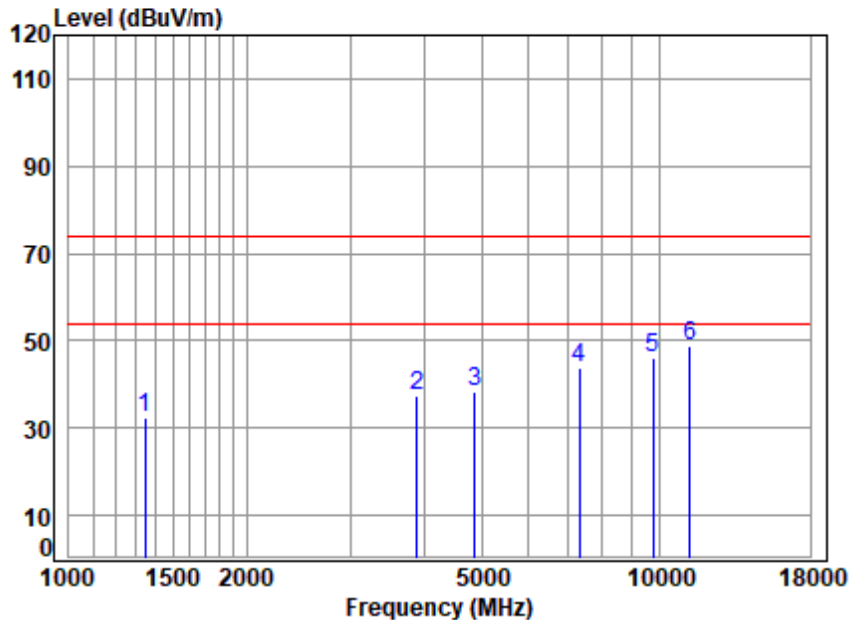
Mode : 2437 TX RSE

: 2.4G Wi-Fi 11b

	Freq	Cable Loss	Ant Factor	Preamp Factor	Read Level	Level	Limit Line	Over Limit	Remark
	MHz	dB	dB/m	dB	dBuV	dBuV/m	dBuV/m	dB	
1	1145.507	7.14	25.42	54.70	54.31	32.17	74.00	-41.83	peak
2	3495.691	7.73	29.58	55.30	55.36	37.37	74.00	-36.63	peak
3	4874.000	8.97	32.15	56.21	53.90	38.81	74.00	-35.19	peak
4	7311.000	11.11	36.72	56.45	52.49	43.87	74.00	-30.13	peak
5	9748.000	12.80	38.60	54.33	50.07	47.14	74.00	-26.86	peak
6	pp11172.560	14.21	39.57	53.55	49.80	50.03	74.00	-23.97	peak



Test Mode: 15; Polarity: Vertical; Modulation:802.11b; Bandwidth:20MHz; Channel:middle



Condition: 3m VERTICAL

Job No : 01834AT/01835AT

Mode : 2437 TX RSE

: 2.4G Wi-Fi 11b

	Freq	Cable Loss	Ant Factor	Preamp Factor	Read Level	Level	Limit Line	Over Limit	Remark
	MHz	dB	dB/m	dB	dBuV	dBuV/m	dBuV/m	dB	
1	1346.769	7.18	25.11	54.70	54.72	32.31	74.00	-41.69	peak
2	3890.255	8.06	29.88	55.53	54.84	37.25	74.00	-36.75	peak
3	4874.000	8.97	32.15	56.21	53.34	38.25	74.00	-35.75	peak
4	7311.000	11.11	36.72	56.45	52.38	43.76	74.00	-30.24	peak
5	9748.000	12.80	38.60	54.33	48.90	45.97	74.00	-28.03	peak
6	pp11269.860	14.35	39.67	53.58	48.51	48.95	74.00	-25.05	peak



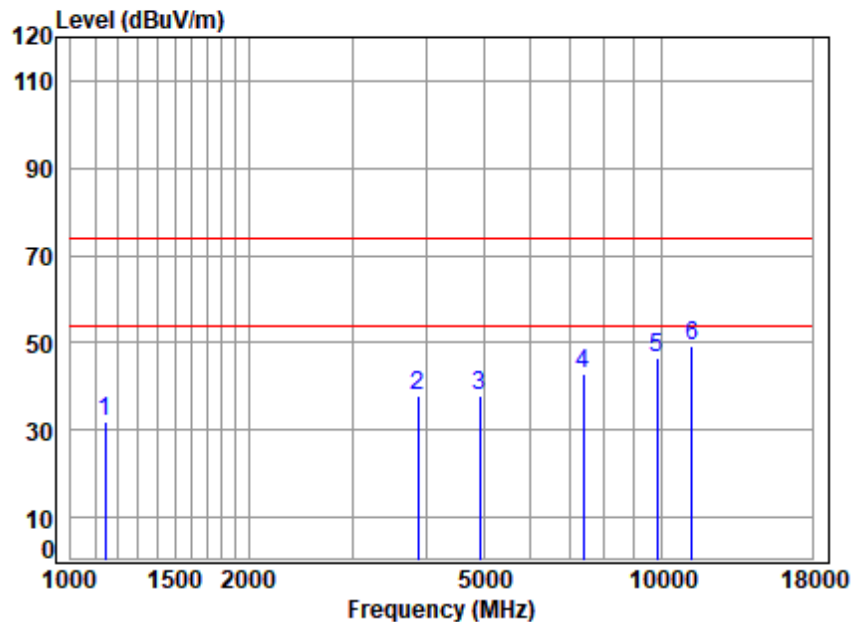
SGS-CSTC Standards Technical Services Co., Ltd. Shenzhen Branch

SZEMC-TRF-01 Rev. A/1

Report No.: SZCR250500183405

Page: 126 of 140

Test Mode: 15; Polarity: Horizontal; Modulation:802.11b; Bandwidth:20MHz; Channel:11



Condition: 3m HORIZONTAL

Job No : 01834AT/01835AT

Mode : 2462 TX RSE

: 2.4G Wi-Fi 11b

	Freq	Cable Loss	Ant Factor	Preamp Factor	Read Level	Level	Limit Line	Over Limit	Remark
	MHz	dB	dB/m	dB	dBuV	dBuV/m	dBuV/m	dB	
1	1145.507	7.14	25.42	54.70	54.28	32.14	74.00	-41.86	peak
2	3879.027	8.06	29.86	55.53	55.31	37.70	74.00	-36.30	peak
3	4924.000	9.03	32.20	56.25	52.92	37.90	74.00	-36.10	peak
4	7386.000	11.19	36.73	56.39	51.46	42.99	74.00	-31.01	peak
5	9848.000	12.84	37.83	54.24	50.22	46.65	74.00	-27.35	peak
6	pp11269.860	14.35	39.67	53.58	48.80	49.24	74.00	-24.76	peak



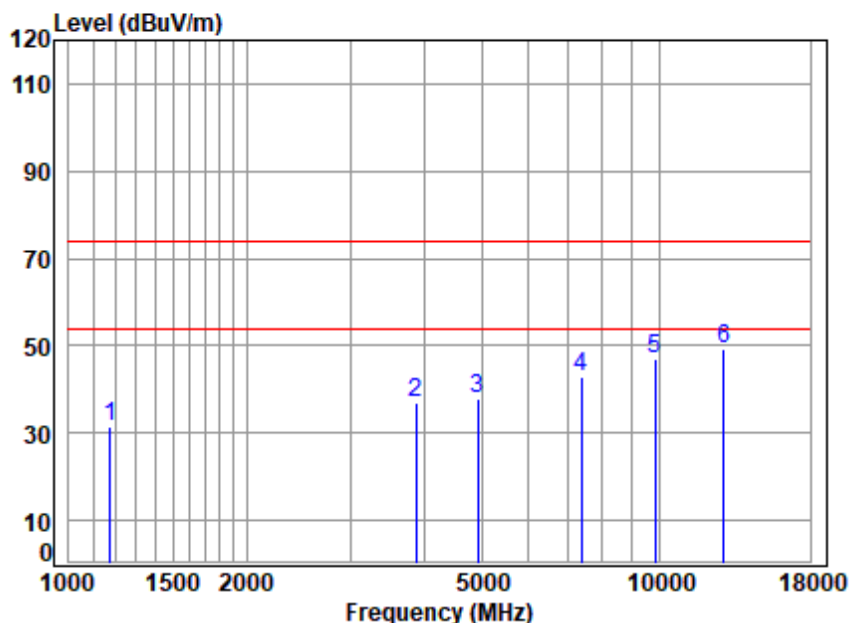
SGS-CSTC Standards Technical Services Co., Ltd.
Shenzhen Branch Inspection & Testing Laboratory

Unless otherwise agreed in writing, this document is issued by the Company subject to its General Conditions of Service printed overleaf, available on request or accessible at <https://www.sgs.com/en/Terms-and-Conditions>. Attention is drawn to the limitation of liability, indemnification and jurisdiction issues defined therein. Any holder of this document is advised that information contained hereon reflects the Company's findings at the time of its intervention only and within the limits of Client's instructions, if any. The Company's sole responsibility is to its Client and this document does not exonerate parties to a transaction from exercising all their rights and obligations under the transaction documents. This document cannot be reproduced except in full, without prior written approval of the Company. Any unauthorized alteration, forgery or falsification of the content or appearance of this document is unlawful and offenders may be prosecuted to the fullest extent of the law. Unless otherwise stated the results shown in this test report refer only to the sample(s) tested and such sample(s) are retained for 30 days only.

Attention: To check the authenticity of testing /inspection report & certificate, please contact us at telephone: (86-755) 8307 1443, or email: CN.Doccheck@sgs.com

No.1 Workshop, M-10, Middle Section, Science & Technology Park, Nanshan District, Shenzhen, Guangdong, China 518057 t (86-755) 26012053 f (86-755) 26710594 www.sgs.com.cn
中国·广东·深圳市南山区科技园中区M-10栋1号厂房 邮编: 518057 t (86-755) 26012053 f (86-755) 26710594 sgs.china@sgs.com

Test Mode: 15; Polarity: Vertical; Modulation:802.11b; Bandwidth:20MHz; Channel:11



Condition: 3m VERTICAL

Job No : 01834AT/01835AT

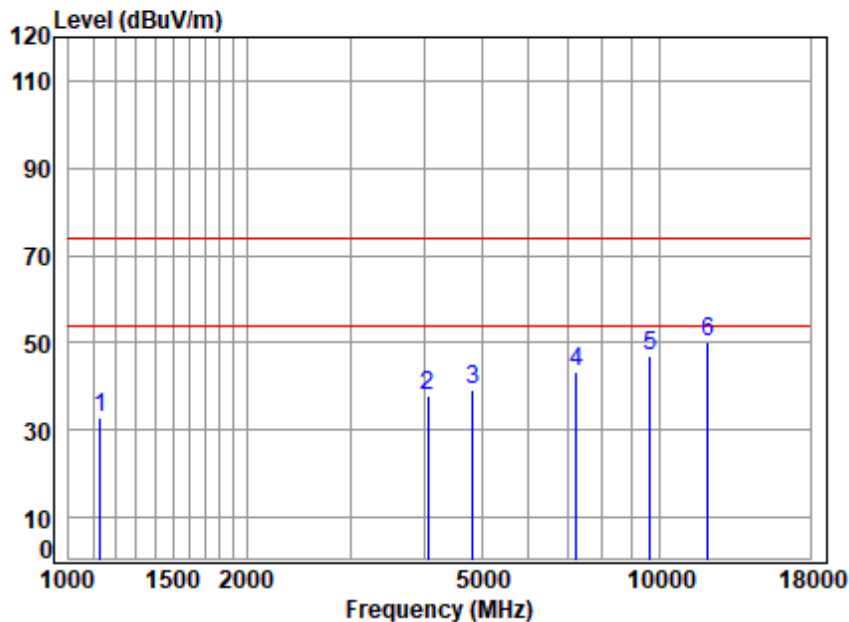
Mode : 2462 TX RSE

: 2.4G Wi-Fi 11b

	Cable	Ant	Preamp	Read	Limit	Over	
Freq	Loss	Factor	Factor	Level	Level	Line	Limit Remark
MHz	dB	dB/m	dB	dBuV	dBuV/m	dBuV/m	dB
1	1175.697	7.17	25.35	54.70	53.65	31.47	74.00 -42.53 peak
2	3879.027	8.06	29.86	55.53	54.55	36.94	74.00 -37.06 peak
3	4924.000	9.03	32.20	56.25	52.99	37.97	74.00 -36.03 peak
4	7386.000	11.19	36.73	56.39	51.56	43.09	74.00 -30.91 peak
5	9848.000	12.84	37.83	54.24	50.43	46.86	74.00 -27.14 peak
6	pp12872.440	15.22	40.37	54.41	48.05	49.23	74.00 -24.77 peak



Test Mode: 15; Polarity: Horizontal; Modulation:802.11n; Bandwidth:20MHz; Channel:Low



Condition: 3m HORIZONTAL

Job No : 01834AT/01835AT

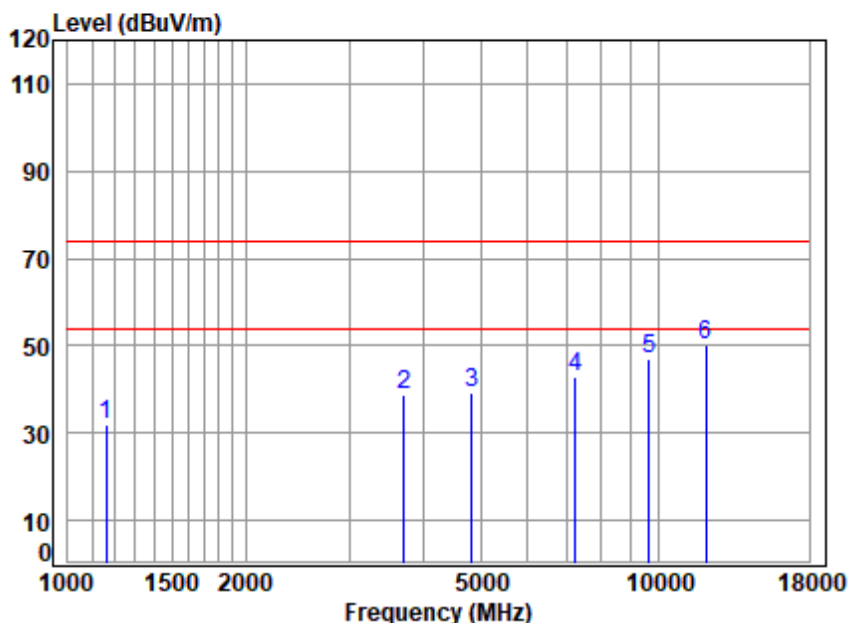
Mode : 2412 TX RSE

: 2.4G Wi-Fi 11n20

	Freq	Cable Loss	Ant Factor	Preamp Factor	Read Level	Level	Limit Line	Over Limit	Remark
	MHz	dB	dB/m	dB	dBuV	dBuV/m	dBuV/m	dB	
1	1129.072	7.13	25.48	54.70	55.06	32.97	74.00	-41.03	peak
2	4050.904	8.24	30.30	55.64	55.18	38.08	74.00	-35.92	peak
3	4824.000	8.92	32.00	56.18	54.38	39.12	74.00	-34.88	peak
4	7236.000	11.10	36.60	56.51	52.22	43.41	74.00	-30.59	peak
5	9648.000	12.49	38.70	54.42	50.00	46.77	74.00	-27.23	peak
6	12079.390	14.36	39.72	53.86	49.88	50.10	74.00	-23.90	peak



Test Mode: 15; Polarity: Vertical; Modulation:802.11n; Bandwidth:20MHz; Channel:Low



Condition: 3m VERTICAL

Job No : 01834AT/01835AT

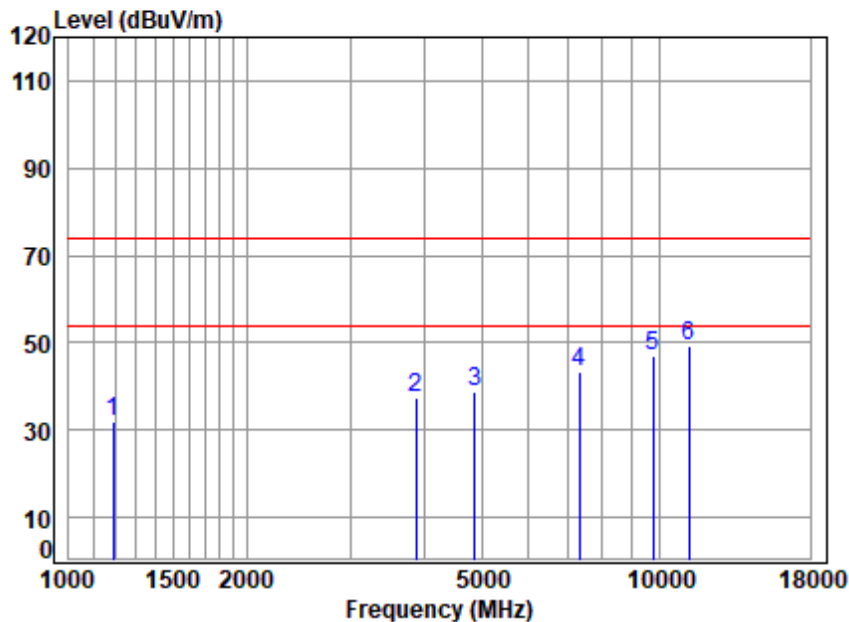
Mode : 2412 TX RSE

: 2.4G Wi-Fi 11n20

	Cable	Ant	Preamp	Read		Limit	Over	
Freq	Loss	Factor	Factor	Level	Level	Line	Limit	Remark
MHz	dB	dB/m	dB	dBuV	dBuV/m	dBuV/m	dB	
1	1162.182	7.16	25.38	54.70	54.28	32.12	74.00	-41.88 peak
2	3714.443	7.91	29.83	55.43	56.43	38.74	74.00	-35.26 peak
3	4824.000	8.92	32.00	56.18	54.48	39.22	74.00	-34.78 peak
4	7236.000	11.10	36.60	56.51	51.62	42.81	74.00	-31.19 peak
5	9648.000	12.49	38.70	54.42	50.31	47.08	74.00	-26.92 peak
6	pp12044.520	14.35	39.76	53.83	49.77	50.05	74.00	-23.95 peak



Test Mode: 15; Polarity: Horizontal; Modulation:802.11n; Bandwidth:20MHz; Channel:middle



Condition: 3m HORIZONTAL

Job No : 01834AT/01835AT

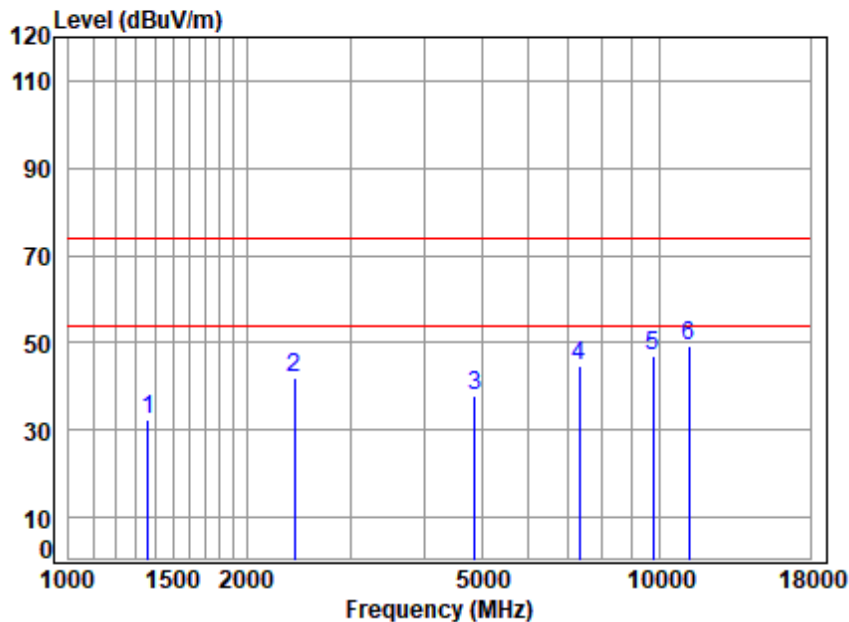
Mode : 2437 TX RSE

: 2.4G Wi-Fi 11n20

	Cable	Ant	Preamp	Read		Limit	Over	
Freq	Loss	Factor	Factor	Level	Level	Line	Limit	Remark
MHz	dB	dB/m	dB	dBuV	dBuV/m	dBuV/m	dB	
1	1189.368	7.18	25.32	54.70	54.25	32.05	74.00	-41.95 peak
2	3879.027	8.06	29.86	55.53	55.20	37.59	74.00	-36.41 peak
3	4874.000	8.97	32.15	56.21	53.74	38.65	74.00	-35.35 peak
4	7311.000	11.11	36.72	56.45	52.09	43.47	74.00	-30.53 peak
5	9748.000	12.80	38.60	54.33	49.81	46.88	74.00	-27.12 peak
6	pp11237.330	14.30	39.64	53.57	48.94	49.31	74.00	-24.69 peak



Test Mode: 15; Polarity: Vertical; Modulation:802.11n; Bandwidth:20MHz; Channel:middle



Condition: 3m VERTICAL

Job No : 01834AT/01835AT

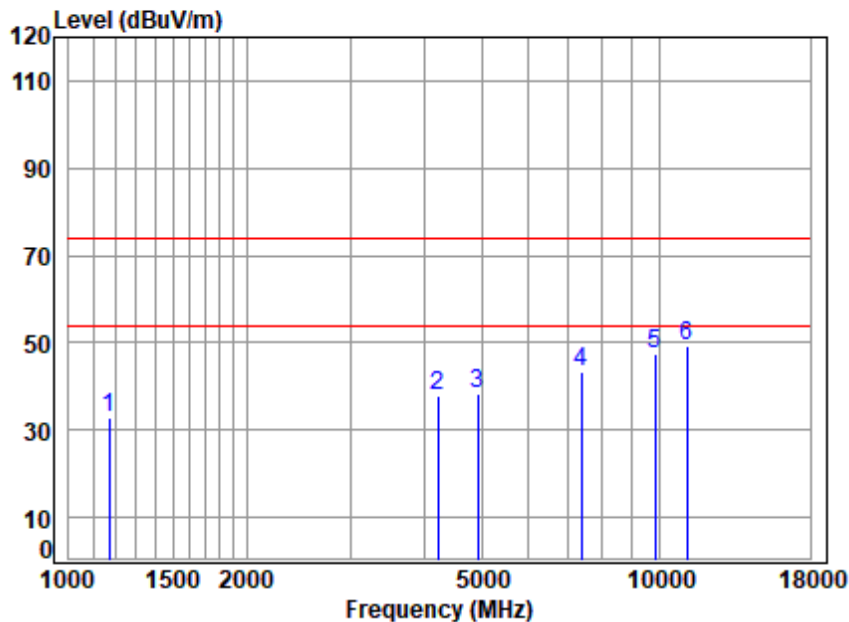
Mode : 2437 TX RSE

: 2.4G Wi-Fi 11n20

	Freq	Cable Loss	Ant Factor	Preamp Factor	Read Level	Level	Limit	Over Limit	Remark
	MHz	dB	dB/m	dB	dBuV	dBuV/m	dBuV/m	dB	
1	1362.430	7.19	25.08	54.70	54.83	32.40	74.00	-41.60	peak
2	2414.672	7.38	27.53	54.82	61.98	42.07	74.00	-31.93	peak
3	4874.000	8.97	32.15	56.21	53.12	38.03	74.00	-35.97	peak
4	7311.000	11.11	36.72	56.45	53.18	44.56	74.00	-29.44	peak
5	9748.000	12.80	38.60	54.33	50.07	47.14	74.00	-26.86	peak
6	pp11204.900	14.25	39.60	53.56	48.92	49.21	74.00	-24.79	peak



Test Mode: 15; Polarity: Horizontal; Modulation:802.11n; Bandwidth:20MHz; Channel:11



Condition: 3m HORIZONTAL

Job No : 01834AT/01835AT

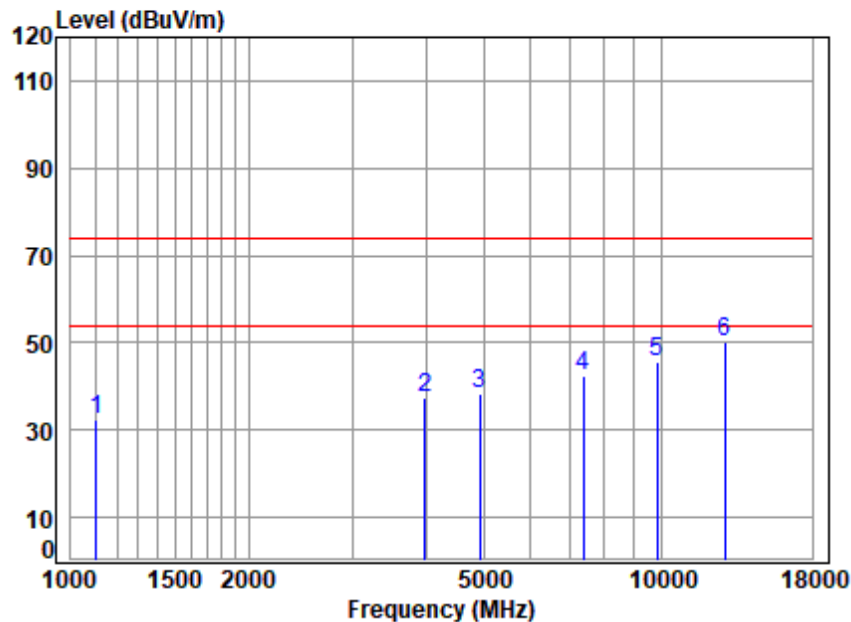
Mode : 2462 TX RSE

: 2.4G Wi-Fi 11n20

	Freq	Cable Loss	Ant Factor	Preamp Factor	Read Level	Level	Limit Line	Over Limit	Remark
	MHz	dB	dB/m	dB	dBuV	dBuV/m	dBuV/m	dB	
1	1168.920	7.16	25.36	54.70	54.94	32.76	74.00	-41.24	peak
2	4218.186	8.50	30.91	55.75	54.21	37.87	74.00	-36.13	peak
3	4924.000	9.03	32.20	56.25	53.18	38.16	74.00	-35.84	peak
4	7386.000	11.19	36.73	56.39	51.76	43.29	74.00	-30.71	peak
5	9848.000	12.84	37.83	54.24	50.81	47.24	74.00	-26.76	peak
6	pp11140.310	14.17	39.54	53.54	49.09	49.26	74.00	-24.74	peak



Test Mode: 15; Polarity: Vertical; Modulation:802.11n; Bandwidth:20MHz; Channel:11



Condition: 3m VERTICAL

Job No : 01834AT/01835AT

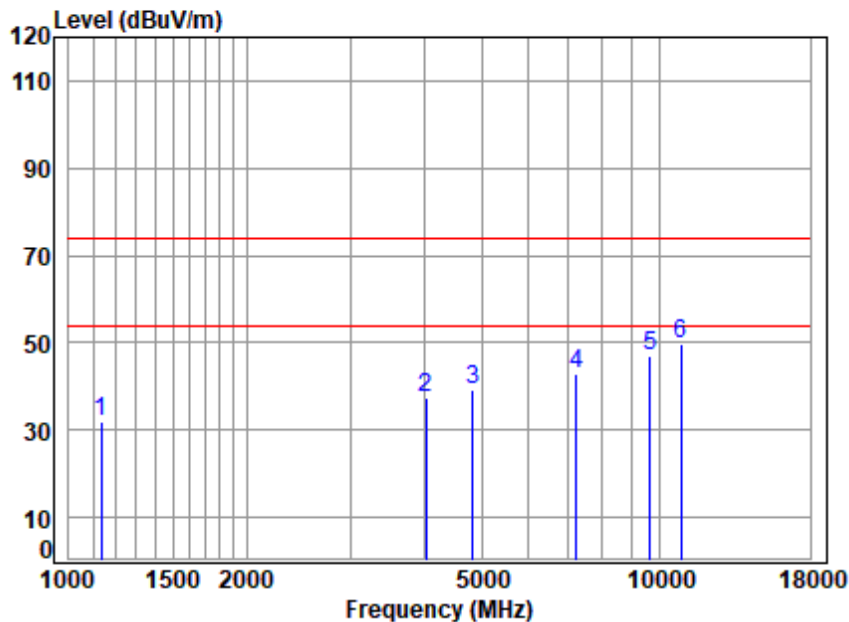
Mode : 2462 TX RSE

: 2.4G Wi-Fi 11n20

	Cable	Ant	Preamp	Read		Limit	Over	
Freq	Loss	Factor	Factor	Level	Level	Line	Limit	Remark
MHz	dB	dB/m	dB	dBuV	dBuV/m	dBuV/m	dB	
1	1106.457	7.11	25.57	54.70	54.19	32.17	74.00	-41.83 peak
2	3981.257	8.11	30.16	55.59	54.53	37.21	74.00	-36.79 peak
3	4924.000	9.03	32.20	56.25	53.55	38.53	74.00	-35.47 peak
4	7386.000	11.19	36.73	56.39	50.91	42.44	74.00	-31.56 peak
5	9848.000	12.84	37.83	54.24	49.31	45.74	74.00	-28.26 peak
6	pp12798.240	15.15	40.30	54.36	49.14	50.23	74.00	-23.77 peak



Test Mode: 15; Polarity: Horizontal; Modulation: 802.11ax(Full RU0); Bandwidth: 20MHz; Channel: Low



Condition: 3m HORIZONTAL

Job No : 01834AT/01835AT

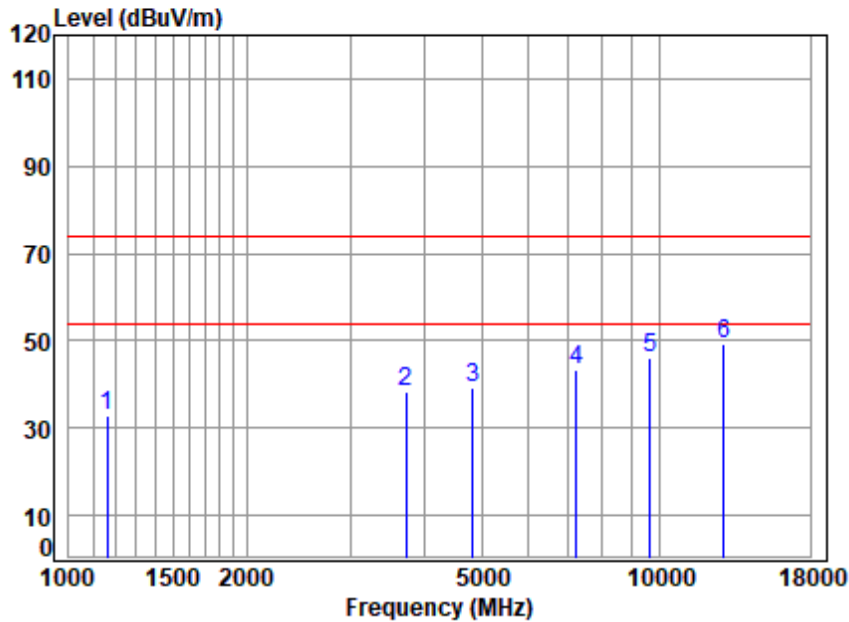
Mode : 2412 TX RSE

: 2.4G Wi-Fi 11ax20

	Freq	Cable Loss	Ant Factor	Preamp Factor	Read Level	Level	Limit Line	Over Limit	Remark
	MHz	dB	dB/m	dB	dBuV	dBuV/m	dBuV/m	dB	
1	1135.617	7.13	25.46	54.70	54.14	32.03	74.00	-41.97	peak
2	4027.554	8.19	30.26	55.62	54.72	37.55	74.00	-36.45	peak
3	4824.000	8.92	32.00	56.18	54.52	39.26	74.00	-34.74	peak
4	7236.000	11.10	36.60	56.51	51.74	42.93	74.00	-31.07	peak
5	9648.000	12.49	38.70	54.42	50.12	46.89	74.00	-27.11	peak
6	pp10885.670	13.59	39.30	53.57	50.24	49.56	74.00	-24.44	peak



Test Mode: 15; Polarity: Vertical; Modulation:802.11ax(Full RU0); Bandwidth:20MHz; Channel:Low



Condition: 3m VERTICAL

Job No : 01834AT/01835AT

Mode : 2412 TX RSE

: 2.4G Wi-Fi 11ax20

	Cable	Ant	Preamp	Read		Limit	Over	
Freq	Loss	Factor	Factor	Level	Level	Line	Limit	Remark
MHz	dB	dB/m	dB	dBuV	dBuV/m	dBuV/m	dB	
1	1162.182	7.16	25.38	54.70	54.85	32.69	74.00	-41.31 peak
2	3725.195	7.92	29.85	55.44	56.14	38.47	74.00	-35.53 peak
3	4824.000	8.92	32.00	56.18	54.64	39.38	74.00	-34.62 peak
4	7236.000	11.10	36.60	56.51	51.99	43.18	74.00	-30.82 peak
5	9648.000	12.49	38.70	54.42	49.42	46.19	74.00	-27.81 peak
6	pp12872.440	15.22	40.37	54.41	48.30	49.48	74.00	-24.52 peak



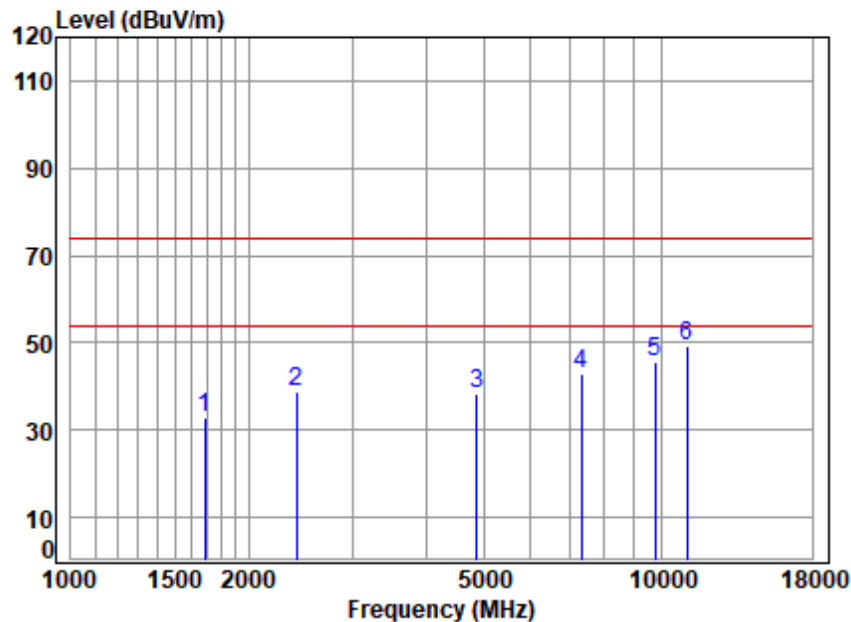
SGS-CSTC Standards Technical Services Co., Ltd. Shenzhen Branch

SZEMC-TRF-01 Rev. A/1

Report No.: SZCR250500183405

Page: 136 of 140

Test Mode: 15; Polarity: Horizontal; Modulation:802.11ax(Full RU0); Bandwidth:20MHz; Channel:middle



Condition: 3m HORIZONTAL

Job No : 01834AT/01835AT

Mode : 2437 TX RSE

: 2.4G Wi-Fi 11ax20

	Freq	Cable Loss	Ant Factor	Preamp Factor	Read Level	Level	Limit Line	Over Limit	Remark
	MHz	dB	dB/m	dB	dBuV	dBuV/m	dBuV/m	dB	
1	1687.347	7.19	25.07	54.70	55.11	32.67	74.00	-41.33	peak
2	2414.672	7.38	27.53	54.82	58.50	38.59	74.00	-35.41	peak
3	4874.000	8.97	32.15	56.21	53.38	38.29	74.00	-35.71	peak
4	7311.000	11.11	36.72	56.45	51.49	42.87	74.00	-31.13	peak
5	9748.000	12.80	38.60	54.33	48.78	45.85	74.00	-28.15	peak
6	pp11044.130	14.18	39.44	53.51	48.94	49.05	74.00	-24.95	peak



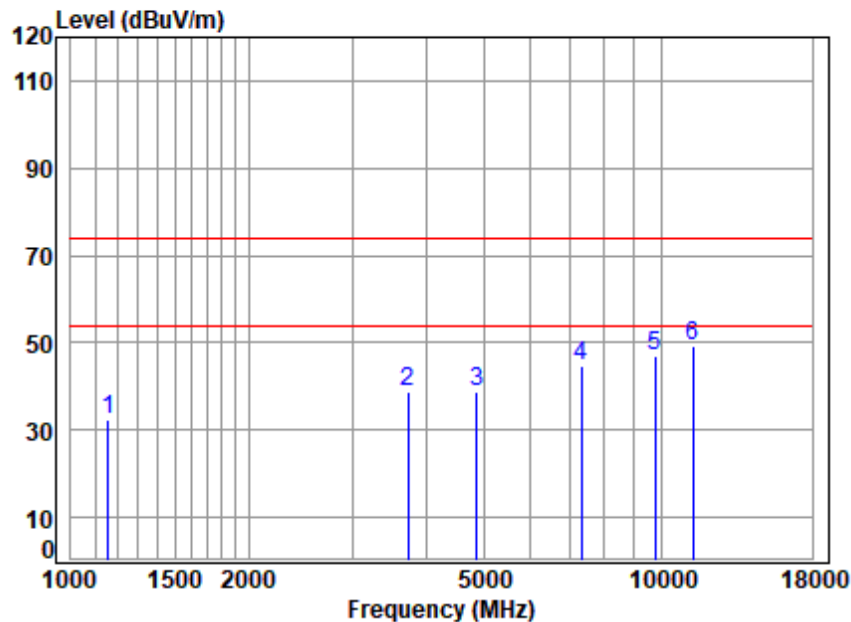
SGS-CSTC Standards Technical Services Co., Ltd.
Shenzhen Branch Testing & Calibration Laboratory

Unless otherwise agreed in writing, this document is issued by the Company subject to its General Conditions of Service printed overleaf, available on request or accessible at <https://www.sgs.com/en/Terms-and-Conditions>. Attention is drawn to the limitation of liability, indemnification and jurisdiction issues defined therein. Any holder of this document is advised that information contained hereon reflects the Company's findings at the time of its intervention only and within the limits of Client's instructions, if any. The Company's sole responsibility is to its Client and this document does not exonerate parties to a transaction from exercising all their rights and obligations under the transaction documents. This document cannot be reproduced except in full, without prior written approval of the Company. Any unauthorized alteration, forgery or falsification of the content or appearance of this document is unlawful and offenders may be prosecuted to the fullest extent of the law. Unless otherwise stated the results shown in this test report refer only to the sample(s) tested and such sample(s) are retained for 30 days only.

Attention: To check the authenticity of testing /inspection report & certificate, please contact us at telephone: (86-755) 8307 1443, or email: CN.Doccheck@sgs.com

No.1 Workshop, M-10, Middle Section, Science & Technology Park, Nanshan District, Shenzhen, Guangdong, China 518057 t (86-755) 26012053 f (86-755) 26710594 www.sgs.com.cn
中国·广东·深圳市南山区科技园中区M-10栋1号厂房 邮编: 518057 t (86-755) 26012053 f (86-755) 26710594 sgs.china@sgs.com

Test Mode: 15; Polarity: Vertical; Modulation:802.11ax(Full RU0); Bandwidth:20MHz; Channel:middle



Condition: 3m VERTICAL

Job No : 01834AT/01835AT

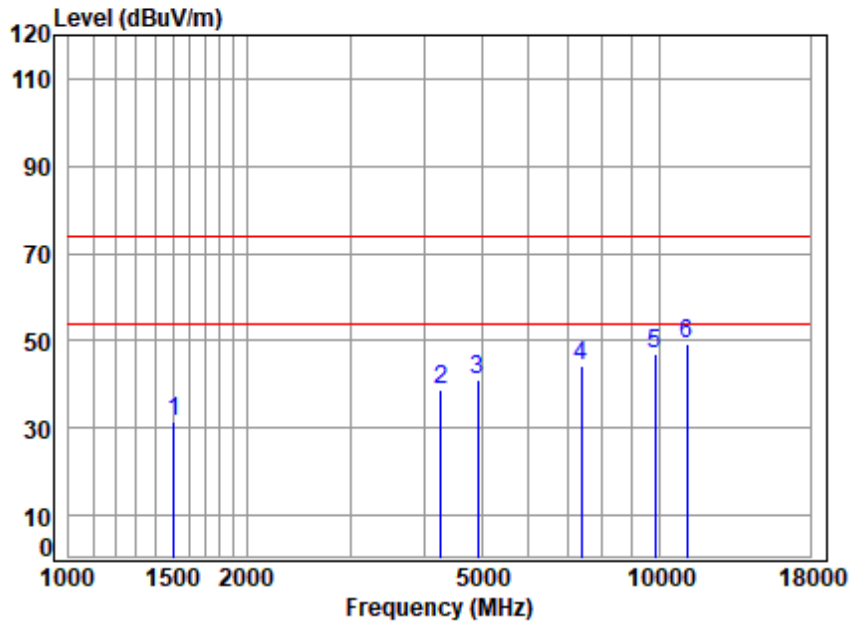
Mode : 2437 TX RSE

: 2.4G Wi-Fi 11ax20

	Cable	Ant	Preamp	Read		Limit	Over	
Freq	Loss	Factor	Factor	Level	Level	Line	Limit	Remark
MHz	dB	dB/m	dB	dBuV	dBuV/m	dBuV/m	dB	
1	1155.483	7.15	25.39	54.70	54.56	32.40	74.00	-41.60 peak
2	3725.195	7.92	29.85	55.44	56.34	38.67	74.00	-35.33 Peak
3	4874.000	8.97	32.15	56.21	54.06	38.97	74.00	-35.03 peak
4	7311.000	11.11	36.72	56.45	53.14	44.52	74.00	-29.48 peak
5	9748.000	12.80	38.60	54.33	50.07	47.14	74.00	-26.86 peak
6	pp11302.480	14.39	39.70	53.59	48.79	49.29	74.00	-24.71 peak



Test Mode: 15; Polarity: Horizontal; Modulation:802.11ax(Full RU0); Bandwidth:20MHz; Channel:11



Condition: 3m HORIZONTAL

Job No : 01834AT/01835AT

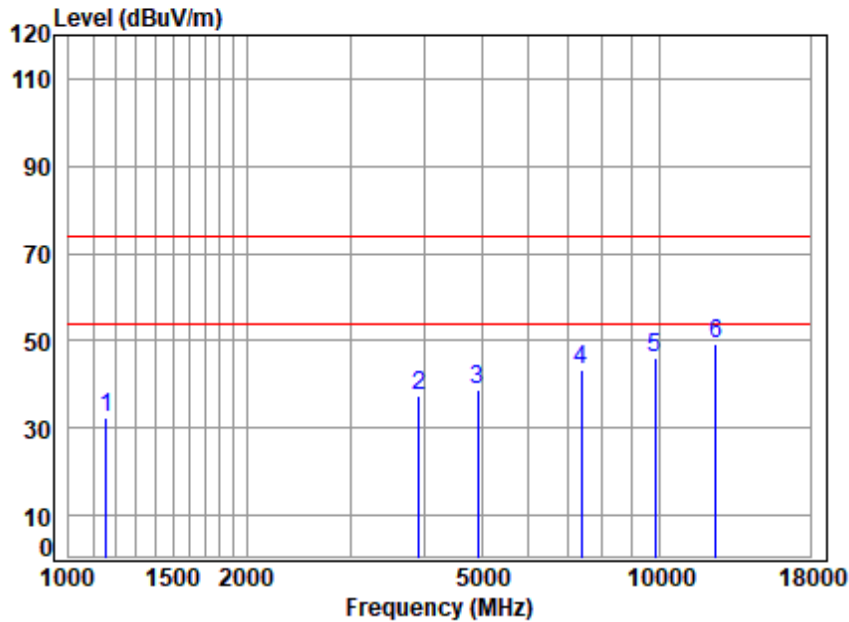
Mode : 2462 TX RSE

: 2.4G Wi-Fi 11ax20

	Freq	Cable Loss	Ant Factor	Preamp Factor	Read Level	Level	Limit	Over Limit	Remark
	MHz	dB	dB/m	dB	dBuV	dBuV/m	dBuV/m	dB	
1	1507.470	7.21	24.91	54.70	54.01	31.43	74.00	-42.57	Peak
2	4267.237	8.47	31.17	55.79	54.99	38.84	74.00	-35.16	peak
3	4924.000	9.03	32.20	56.25	55.98	40.96	74.00	-33.04	peak
4	7386.000	11.19	36.73	56.39	52.96	44.49	74.00	-29.51	peak
5	9848.000	12.84	37.83	54.24	50.44	46.87	74.00	-27.13	peak
6	11140.310	14.17	39.54	53.54	49.05	49.22	74.00	-24.78	peak



Test Mode: 15; Polarity: Vertical; Modulation:802.11ax(Full RU0); Bandwidth:20MHz; Channel:11



Condition: 3m VERTICAL

Job No : 01834AT/01835AT

Mode : 2462 TX RSE

: 2.4G Wi-Fi 11ax20

	Freq	Cable Loss	Ant Factor	Preamp Factor	Read Level	Level	Limit	Over Limit	Remark
	MHz	dB	dB/m	dB	dBuV	dBuV/m	dBuV/m	dB	
1	1158.828	7.15	25.38	54.70	54.39	32.22	74.00	-41.78	peak
2	3924.135	8.08	30.00	55.55	55.05	37.58	74.00	-36.42	peak
3	4924.000	9.03	32.20	56.25	53.96	38.94	74.00	-35.06	peak
4	7386.000	11.19	36.73	56.39	51.87	43.40	74.00	-30.60	peak
5	9848.000	12.84	37.83	54.24	49.67	46.10	74.00	-27.90	peak
6	12469.610	14.84	39.90	54.13	48.61	49.22	74.00	-24.78	peak



8 Test Setup Photo

Refer to Setup Photo for SZCR2505001834AT

9 EUT Constructional Details (EUT Photos)

Refer to External and Internal Photos for SZCR2505001834AT

- End of the Report -

