
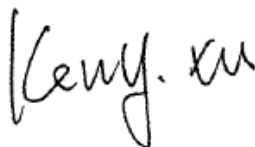


TEST REPORT

Application No.: SZCR2310003367AT
Applicant: DT Research, Inc.
Address of Applicant: 3RD FL NO 36 WUQUAN 7TH RD WUGU DISTRICT, NEW TAIPEI, Taiwan
Manufacturer: DT Research, Inc.
Address of Manufacturer: 2000 Concourse Drive, San Jose, CA 95131, USA
Factory: DT Research, Inc. Taiwan Branch
Address of Factory: 6F., No.36 Wuquan 7th Rd., Wugu Dist. New Taipei City 248 Taiwan
Equipment Under Test (EUT):
EUT Name: Graphics Station
Model No.: 554GR, 554xxxx(x is -, any alphanumeric or blank) ♣
♣ Please refer to section 2 of this report which indicates which model was actually tested and which were electrically identical.
Trade Mark:

FCC ID: YE3600-AX210NG
Standard(s) : 47 CFR Part 15, Subpart E 15.407
Date of Receipt: 2023-10-20
Date of Test: 2024-01-02 to 2024-01-16
Date of Issue: 2024-01-17

Test Result:	Pass*
---------------------	--------------

* In the configuration tested, the EUT complied with the standards specified above.



Keny Xu
EMC Laboratory Manager



SGS-CSTC Standards Technical Services Co., Ltd. Shenzhen Branch

SZEMC-TRF-01 Rev. A/1

Report No.: SZCR231000336706

Page: 2 of 301

Revision Record				
Version	Chapter	Date	Modifier	Remark
01		2024-01-17		Original

Authorized for issue by:				
		Edison Li		
		Edison Li/Project Engineer		
		Eric Fu		
		Eric Fu/Reviewer		



Unless otherwise agreed in writing, this document is issued by the Company subject to its General Conditions of Service printed overleaf, available on request or accessible at <https://www.sgs.com/en/Terms-and-Conditions>. Attention is drawn to the limitation of liability, indemnification and jurisdiction issues defined therein. Any holder of this document is advised that information contained hereon reflects the Company's findings at the time of its intervention only and within the limits of Client's instructions, if any. The Company's sole responsibility is to its Client and this document does not exonerate parties to a transaction from exercising all their rights and obligations under the transaction documents. This document cannot be reproduced except in full, without prior written approval of the Company. Any unauthorized alteration, forgery or falsification of the content or appearance of this document is unlawful and offenders may be prosecuted to the fullest extent of the law. Unless otherwise stated the results shown in this test report refer only to the sample(s) tested and such sample(s) are retained for 30 days only.

Attention: To check the authenticity of testing /inspection report & certificate, please contact us at telephone: (86-755) 8307 1443, or email: CN.Doccheck@sgs.com

No.1 Workshop, M-10, Middle Section, Science & Technology Park, Nanshan District, Shenzhen, Guangdong, China 518057 t (86-755) 26012053 f (86-755) 26710594 www.sgs.com.cn
 中国·广东·深圳市南山区科技园中区M-10栋1号厂房 邮编: 518057 t (86-755) 26012053 f (86-755) 26710594 sgs.china@sgs.com

2 Test Summary

Radio Spectrum Technical Requirement				
Item	Standard	Method	Requirement	Result
Antenna Requirement	47 CFR Part 15, Subpart E 15.407	N/A	47 CFR Part 15, Subpart C 15.203	Pass
Transmission in the Absence of Data		N/A	47 CFR Part 15, Subpart E 15.407 (c)	Pass

Radio Spectrum Matter Part				
Item	Standard	Method	Requirement	Result
Conducted Emissions at AC Power Line (150kHz-30MHz)	47 CFR Part 15, Subpart E 15.407	ANSI C63.10 (2013) Section 6.2	47 CFR Part 15, Subpart C 15.207 & Subpart E 15.407 b(9)	Pass
Radiated Emissions which fall in the restricted bands		KDB 789033 D02 II G	47 CFR Part 15, Subpart C 15.209 & Subpart E 15.407(b)	Pass
Radiated Emissions (Below 1GHz)		KDB 789033 D02 II G	47 CFR Part 15, Subpart C 15.209 & Subpart E 15.407(b)	Pass
Radiated Emissions (Above 1GHz)		KDB 789033 D02 II G	47 CFR Part 15, Subpart C 15.209 & Subpart E 15.407(b)	Pass
Contention Based Protocol		KDB 987594 D02 v02r01	47 CFR Part 15, Subpart E 15.407 (d)	Pass*
Non-occupancy period		KDB 905462 D02 Section 7.8.3	KDB 905462 D02 Section 5.1	Pass
Channel Move Time		KDB 905462 D02 Section 7.8.3	KDB 905462 D02 Section 5.1	Pass
Channel Closing Transmission Time		KDB 905462 D02 Section 7.8.3	KDB 905462 D02 Section 5.1	Pass



Remark:

Model No.: 554GR, 554xxxxx(x is -, any alphanumeric or blank)

Only the model 554GR was tested, since according to the declaration from the applicant, the electrical circuit design, layout, components used, internal wiring and functions were identical for all the above models, with only difference on model No..

This report is prepared for FCC class II permissive change.

The modular approval by TCB, FCC ID:YE3600-AX210NG, Granted on 05/06/2022.

The module installed into host platform mentioned above is electronically and mechanically identical to the original certified module. The Original FCC testing on module under FCC ID: PD9AX210NG was performed with an antenna of a different gain, and the antenna was connected to the module in an open environment. The current host platform under application is used a new antenna of the same type and a different gain than the original certified module.

Therefore in this report Conducted Emissions at AC Power Line (150kHz-30MHz), Radiated Emissions which fall in the restricted bands, Radiated Spurious Emissions, DFS and Contention Based Protocol were fully retested on model 554GR and shown the data in this report.

*: the Contention Based Protocol test is only apply for 6G WiFi function.



3 Contents

	Page
1 Cover Page	1
2 Test Summary	3
3 Contents	5
4 General Information.....	7
4.1 Details of E.U.T.	7
4.2 Description of Support Units	8
4.3 Measurement Uncertainty	8
4.4 Test Location.....	9
4.5 Test Facility	9
4.6 Deviation from Standards.....	9
4.7 Abnormalities from Standard Conditions	9
5 Equipment List	10
6 Radio Spectrum Technical Requirement	13
6.1 Antenna Requirement	13
6.1.1 Test Requirement:	13
6.1.2 Conclusion	13
6.2 Transmission in the Absence of Data	13
6.2.1 Test Requirement:	13
6.2.2 Conclusion	13
7 Radio Spectrum Matter Test Results.....	14
7.1 Conducted Emissions at AC Power Line (150kHz-30MHz).....	14
7.1.1 E.U.T. Operation	14
7.1.2 Test Mode Description	14
7.1.3 Test Setup Diagram	16
7.1.4 Measurement Procedure and Data.....	16
7.2 Contention Based Protocol	19
7.2.1 E.U.T. Operation	19
7.2.2 Test Mode Description	19
7.2.3 Test Setup Diagram	20
7.2.4 Measurement Procedure and Data.....	20
7.2.5 Measurement Procedure and Data.....	21
7.3 Radiated Emissions which fall in the restricted bands	22
7.3.1 E.U.T. Operation	23
7.3.2 Test Mode Description	23
7.3.3 Test Setup Diagram	25
7.3.4 Measurement Procedure and Data.....	26
7.4 Radiated Emissions (Below 1GHz)	145
7.4.1 E.U.T. Operation	145
7.4.2 Test Mode Description	145



Unless otherwise agreed in writing, this document is issued by the Company subject to its General Conditions of Service printed overleaf, available on request or accessible at <https://www.sgs.com/en/Terms-and-Conditions>. Attention is drawn to the limitation of liability, indemnification and jurisdiction issues defined therein. Any holder of this document is advised that information contained hereon reflects the Company's findings at the time of its intervention only and within the limits of Client's instructions, if any. The Company's sole responsibility is to its Client and this document does not exonerate parties to a transaction from exercising all their rights and obligations under the transaction documents. This document cannot be reproduced except in full, without prior written approval of the Company. Any unauthorized alteration, forgery or falsification of the content or appearance of this document is unlawful and offenders may be prosecuted to the fullest extent of the law. Unless otherwise stated the results shown in this test report refer only to the sample(s) tested and such sample(s) are retained for 30 days only.

Attention: To check the authenticity of testing /inspection report & certificate, please contact us at telephone: (86-755) 8307 1443, or email: CN.Doccheck@sgs.com

SGS-CSTC Standards Technical Services Co., Ltd. Shenzhen Branch

SZEMC-TRF-01 Rev. A/1

Report No.: SZCR231000336706

Page: 6 of 301

7.4.3	Test Setup Diagram	147
7.4.4	Measurement Procedure and Data	148
7.5	Radiated Emissions (Above 1GHz)	151
7.5.1	E.U.T. Operation	151
7.5.2	Test Mode Description	152
7.5.3	Test Setup Diagram	153
7.5.4	Measurement Procedure and Data	154
7.6	Non-occupancy period	281
7.6.1	E.U.T. Operation	281
7.6.2	Test Mode Description	281
7.6.3	Test Setup Diagram	282
7.6.4	Measurement Procedure and Data	283
7.7	Channel Move Time	284
7.7.1	E.U.T. Operation	284
7.7.2	Test Mode Description	284
7.7.3	Test Setup Diagram	285
7.7.4	Measurement Procedure and Data	286
7.8	Channel Closing Transmission Time	287
7.8.1	E.U.T. Operation	287
7.8.2	Test Mode Description	287
7.8.3	Test Setup Diagram	288
7.8.4	Measurement Procedure and Data	289
8	Test Setup Photo	290
9	EUT Constructional Details (EUT Photos)	290
10	Appendix	291



SGS-CSTC Standards Technical Services Co., Ltd.
Shenzhen Branch (SZEMC) Laboratory

Unless otherwise agreed in writing, this document is issued by the Company subject to its General Conditions of Service printed overleaf, available on request or accessible at <https://www.sgs.com/en/Terms-and-Conditions>. Attention is drawn to the limitation of liability, indemnification and jurisdiction issues defined therein. Any holder of this document is advised that information contained hereon reflects the Company's findings at the time of its intervention only and within the limits of Client's instructions, if any. The Company's sole responsibility is to its Client and this document does not exonerate parties to a transaction from exercising all their rights and obligations under the transaction documents. This document cannot be reproduced except in full, without prior written approval of the Company. Any unauthorized alteration, forgery or falsification of the content or appearance of this document is unlawful and offenders may be prosecuted to the fullest extent of the law. Unless otherwise stated the results shown in this test report refer only to the sample(s) tested and such sample(s) are retained for 30 days only.

Attention: To check the authenticity of testing / inspection report & certificate, please contact us at telephone: (86-755) 8307 1443, or email: CN.Doccheck@sgs.com

No.1 Workshop, M-10, Middle Section, Science & Technology Park, Nanshan District, Shenzhen, Guangdong, China 518057 t (86-755) 26012053 f (86-755) 26710594 www.sgs.com.cn
中国·广东·深圳市南山区科技园中区M-10栋1号厂房 邮编: 518057 t (86-755) 26012053 f (86-755) 26710594 sgs.china@sgs.com

4 General Information

4.1 Details of E.U.T.

Power supply:	Medical AC Adapter Model: AC 100-240V, 5.0-2.5A, 50/60Hz Output: DC 19.0V, 14.73A, 280.0W			
Cable(s):	AC cable:80cm unshielded DC cable:120cm with a ferrite core			
Operation Frequency:	Band	Mode	Frequency Range(MHz)	Number of channels
	UNII Band I	802.11a/n/ac/ax(HT20)	5180-5240	4
		802.11n/ac/ax(HT40)	5190-5230	2
		802.11ac/ax(HT80)	5210	1
	UNII Band II-A	802.11a/n/ac/ax(HT20)	5260-5320	4
		802.11n/ac/ax(HT40)	5270-5310	2
		802.11ac/ax(HT80)	5290	1
	UNII Band II-C	802.11ac/ax(HT160)	5250	1
		802.11a/n/ac/ax(HT20)	5500-5720	12
		802.11n/ac/ax(HT40)	5510-5710	6
	UNII Band III	802.11ac/ax(HT80)	5530-5690	3
		802.11ac/ax(HT160)	5570	1
		802.11a/n/ac/ax(HT20)	5745-5825	5
	UNII Band 5	802.11n/ac/ax(HT40)	5755-5795	2
		802.11ac/ax(HT80)	5775	1
		802.11a/n/ac/ax(HT20)	5955-6415	24
	UNII Band 6	802.11n/ac/ax(HT40)	5965-6405	12
		802.11ac/ax(HT80)	5985-6385	6
		802.11ac/ax(HT160)	6025-6345	3
	UNII Band 7	802.11a/n/ac/ax(HT20)	6435-6515	5
		802.11n/ac/ax(HT40)	6445-6485	2
		802.11ac/ax(HT80)	6465-6545	2
	UNII Band 8	802.11ac/ax(HT160)	6505	1
		802.11a/n/ac/ax(HT20)	6535-6855	17
		802.11n/ac/ax(HT40)	6525-6845	9
	UNII Band 9	802.11ac/ax(HT80)	6625-6785	3
		802.11ac/ax(HT160)	6665	1
		802.11a/n/ac/ax(HT20)	6875-7115	13
	UNII Band 10	802.11n/ac/ax(HT40)	6885-7085	6
		802.11ac/ax(HT80)	6865-7025	3
		802.11ac/ax(HT160)	6985	1
Modulation Type:	802.11a: OFDM(QPSK, BPSK, 16QAM, 64QAM) 802.11n: OFDM(QPSK, BPSK, 16QAM, 64QAM) 802.11ac: OFDM(QPSK, BPSK, 16QAM, 64QAM, 256QAM)			



Unless otherwise agreed in writing, this document is issued by the Company subject to its General Conditions of Service printed overleaf, available on request or accessible at <https://www.sgs.com/en/Terms-and-Conditions>. Attention is drawn to the limitation of liability, indemnification and jurisdiction issues defined therein. Any holder of this document is advised that information contained hereon reflects the Company's findings at the time of its intervention only and within the limits of Client's instructions, if any. The Company's sole responsibility is to its Client and this document does not exonerate parties to a transaction from exercising all their rights and obligations under the transaction documents. This document cannot be reproduced except in full, without prior written approval of the Company. Any unauthorized alteration, forgery or falsification of the content or appearance of this document is unlawful and offenders may be prosecuted to the fullest extent of the law. Unless otherwise stated the results shown in this test report refer only to the sample(s) tested and such sample(s) are retained for 30 days only.

Attention: To check the authenticity of testing /inspection report & certificate, please contact us at telephone: (86-755) 8307 1443, or email: CN.Doccheck@sgs.com

SGS-CSTC Standards Technical Services Co., Ltd. Shenzhen Branch

SZEMC-TRF-01 Rev. A/1

Report No.: SZCR231000336706

Page: 8 of 301

	802.11ax: OFDMA(QPSK, BPSK, 16QAM, 64QAM, 256QAM, 1024QAM)
DFS Function:	Slave without radar detection
TPC Function:	Not support
Antenna Type:	PIFA Antenna
Antenna Gain:	Antenna1: 4.1dBi, Antenna2: 3.1dBi @5180MHz~5825MHz Antenna1: 3.9dBi, Antenna2: 3.8dBi @5955MHz~71155MHz Note: MIMO for 802.11n/ac/ax

Remark: The information in this section is provided by the applicant or manufacturer, SGS is not liable to the accuracy, suitability, reliability or/and integrity of the information.

4.2 Description of Support Units

Description	Manufacturer	Model No.	Serial No.
RF Cable	SGS	N/A(Cable loss:0.6dB)	SEM030-01
RF Cable	SGS	N/A(Cable loss:0.6dB)	SEM030-03

4.3 Measurement Uncertainty

Test Item	Measurement Uncertainty
Conducted Emissions at AC Power Line (150kHz-30MHz)	$\pm 3.1\text{dB}$
Radiated Emissions (Below 1GHz)	$\pm 6.0\text{dB}$ for 3m; $\pm 5.0\text{dB}$ for 10m
Radiated Emissions (Above 1GHz)	$\pm 4.6\text{dB}$ (1-18GHz); $\pm 4.8\text{dB}$ (18-40GHz)
Radiated Emissions which fall in the restricted bands	$\pm 6.0\text{dB}$ (below 1GHz); $\pm 4.6\text{dB}$ (above 1GHz);

Remark:

The U_{lab} (lab Uncertainty) is less than $U_{\text{CISPR/ETSI}}$ (CISPR/ETSI Uncertainty), so the test results

- compliance is deemed to occur if no measured disturbance level exceeds the disturbance limit;
- non-compliance is deemed to occur if any measured disturbance level exceeds the disturbance limit.

4.4 Test Location

All tests were performed at:

SGS-CSTC Standards Technical Services Co., Ltd., Shenzhen Branch

No. 1 Workshop, M-10, Middle Section, Science & Technology Park, Nanshan District, Shenzhen, Guangdong, China. 518057.

Tel: +86 755 2601 2053 Fax: +86 755 2671 0594

No tests were sub-contracted.

4.5 Test Facility

The test facility is recognized, certified, or accredited by the following organizations:

• A2LA (Certificate No. 3816.01)

SGS-CSTC Standards Technical Services Co., Ltd., Shenzhen EMC Laboratory is accredited by the American Association for Laboratory Accreditation(A2LA). Certificate No. 3816.01.

• VCCI (Member No. 1937)

The 3m Fully-anechoic chamber for above 1GHz, 10m Semi-anechoic chamber for below 1GHz, Shielded Room for Mains Port Conducted Interference Measurement and Telecommunication Port Conducted Interference Measurement of SGS-CSTC Standards Technical Services Co., Ltd. Shenzhen EMC laboratory have been registered in accordance with the Regulations for Voluntary Control Measures with Registration No.: G-20026, R-14188, C-12383 and T-11153 respectively.

• FCC –Designation Number: CN1336

SGS-CSTC Standards Technical Services Co., Ltd., Shenzhen EMC Laboratory has been recognized as an accredited testing laboratory.

Designation Number: CN1336. Test Firm Registration Number: 787754.

• Innovation, Science and Economic Development Canada

SGS-CSTC Standards Technical Services Co., Ltd., Shenzhen EMC Laboratory has been recognized by ISED as an accredited testing laboratory.

CAB identifier: CN0006.

IC#: 4620C.

4.6 Deviation from Standards

None

4.7 Abnormalities from Standard Conditions

None



Unless otherwise agreed in writing, this document is issued by the Company subject to its General Conditions of Service printed overleaf, available on request or accessible at <https://www.sgs.com/en/Terms-and-Conditions>. Attention is drawn to the limitation of liability, indemnification and jurisdiction issues defined therein. Any holder of this document is advised that information contained hereon reflects the Company's findings at the time of its intervention only and within the limits of Client's instructions, if any. The Company's sole responsibility is to its Client and this document does not exonerate parties to a transaction from exercising all their rights and obligations under the transaction documents. This document cannot be reproduced except in full, without prior written approval of the Company. Any unauthorized alteration, forgery or falsification of the content or appearance of this document is unlawful and offenders may be prosecuted to the fullest extent of the law. Unless otherwise stated the results shown in this test report refer only to the sample(s) tested and such sample(s) are retained for 30 days only.

Attention: To check the authenticity of testing /inspection report & certificate, please contact us at telephone: (86-755) 8307 1443, or email: CN.Doccheck@sgs.com

5 Equipment List

Conducted Emissions at AC Power Line (150kHz-30MHz)					
Equipment	Manufacturer	Model No.	Inventory No.	Cal Date	Cal Due Date
Shielding Room	ZhongYu Electron	GB-88	SEM001-06	2022-05-14	2025-05-13
EMI Test Receiver	Rohde&Schwarz	ESCI	SEM004-02	2023-03-20	2024-03-19
Matching Pad	N/A	N/A	SEM021-23	2023-03-22	2024-03-21
Matching Pad	N/A	N/A	SEM021-24	2023-03-22	2024-03-21
Measurement Software	AUDIX	e3 V8.2014-6-27a	N/A	N/A	N/A
Coaxial Cable	SGS	N/A	SEM024-01	2023-07-07	2024-07-06
LISN	Rohde&Schwarz	ENV216	SEM007-01	2023-09-19	2024-09-18
LISN	ETS-LINDGREN	3816/2	SEM007-02	2023-03-20	2024-03-19

Radiated Emissions (Below 1GHz)					
Equipment	Manufacturer	Model No.	Inventory No.	Cal Date	Cal Due Date
Loop Antenna	ETS-Lindgren	6502	SEM003-08	2023-11-20	2025-11-19
3m Semi-Anechoic Chamber	ETS-LINDGREN	N/A	SEM001-01	2023-06-19	2026-06-18
MXE EMI Receiver	Agilent Technologies	N9038A	SEM004-15	2023-10-19	2024-10-18
BiConiLog Antenna	ETS-LINDGREN	3142C	SEM003-01	2023-09-16	2025-09-15
Pre-Amplifier	Agilent Technologies	8447D	SEM005-01	2023-03-20	2024-03-19
Measurement Software	AUDIX	e3 V8.2014-6-27	N/A	N/A	N/A
Coaxial Cable	SGS	N/A	SEM025-01	2023-07-07	2024-07-06

Radiated Emissions (Above 1GHz)					
Equipment	Manufacturer	Model No.	Inventory No.	Cal Date	Cal Due Date
3m Fully-Anechoic Chamber	AUDIX	N/A	SEM001-02	2023-04-01	2026-03-31
Signal Analyzer	Rohde & Schwarz	FSV40	SEM008-04	2023-03-20	2024-03-19
Horn Antenna	Rohde&Schwarz	HF907	SEM003-07	2023-07-23	2025-07-22
Microwave system amplifier	Agilent	83017A	SEM005-25	2023-09-19	2024-09-18
Measurement Software	AUDIX	e3 V8.2014-6-27	N/A	N/A	N/A
Coaxial Cable	SGS	N/A	SEM026-01	2023-07-07	2024-07-06
Broad-Band Horn Antenna	Schwarzbeck	BBHA 9170	SEM003-15	2022-08-10	2024-08-09
Pre-Amplifier	Compliance Directions Systems Inc.	PAP-2640-50	SEM005-08	2023-03-20	2024-03-19

SGS-CSTC Standards Technical Services Co., Ltd. Shenzhen Branch

SZEMC-TRF-01 Rev. A/1

Report No.: SZCR231000336706

Page: 11 of 301

Radiated Emissions which fall in the restricted bands					
Equipment	Manufacturer	Model No.	Inventory No.	Cal Date	Cal Due Date
3m Fully-Anechoic Chamber	AUDIX	N/A	SEM001-02	2023-04-01	2026-03-31
Signal Analyzer	Rohde & Schwarz	FSV40	SEM008-04	2023-03-20	2024-03-19
Horn Antenna	Rohde&Schwarz	HF907	SEM003-07	2023-07-23	2025-07-22
Microwave system amplifier	Agilent	83017A	SEM005-25	2023-09-19	2024-09-18
Measurement Software	AUDIX	e3 V8.2014-6-27	N/A	N/A	N/A
Coaxial Cable	SGS	N/A	SEM026-01	2023-07-07	2024-07-06

Contention Based Protocol					
Equipment	Manufacturer	Model No.	Inventory No.	Cal Date	Cal Due Date
DC Power Supply	Chroma	62012P-80-60	SEM011-11	2023-10-19	2024-10-18
MXA Signal Analyzer	KEYSIGHT	N9020A	SEM004-19	2023-03-21	2024-03-20
Signal Generator	KEYSIGHT	N5173B	SEM006-05	2023-09-27	2024-09-26
Measurement Software	TST PASS	TST PASS V2.0	N/A	N/A	N/A
Coaxial Cable	SGS	N/A	SEM031-01	2023-03-31	2024-03-30
Attenuator	Huber+Suhner	6620_SMA-50-1	SEM021-09	2023-03-31	2024-03-30

DFS					
Equipment	Manufacturer	Model No.	Inventory No.	Cal Date	Cal Due Date
Manual Step Attenuator	KEYSIGHT	8494B	SEM021-05	2023-03-31	2024-03-30
Manual Step Attenuator	KEYSIGHT	8496B	SEM021-06	2023-03-31	2024-03-30
Measurement Software	KEYSIGHT	Signal Studio for DFS Radar Profiles V2.2.0.0	N/A	N/A	N/A
Measurement Software	Agilent	ISMonitor10	N/A	N/A	N/A
MXG Vector Signal Generator	Agilent	N5182A	SEM006-21	2023-03-31	2024-03-30
MXA Signal Analyzer	KEYSIGHT	N9020A	SEM004-22	2023-03-21	2024-03-20



Unless otherwise agreed in writing, this document is issued by the Company subject to its General Conditions of Service printed overleaf, available on request or accessible at <https://www.sgs.com/en/Terms-and-Conditions>. Attention is drawn to the limitation of liability, indemnification and jurisdiction issues defined therein. Any holder of this document is advised that information contained hereon reflects the Company's findings at the time of its intervention only and within the limits of Client's instructions, if any. The Company's sole responsibility is to its Client and this document does not exonerate parties to a transaction from exercising all their rights and obligations under the transaction documents. This document cannot be reproduced except in full, without prior written approval of the Company. Any unauthorized alteration, forgery or falsification of the content or appearance of this document is unlawful and offenders may be prosecuted to the fullest extent of the law. Unless otherwise stated the results shown in this test report refer only to the sample(s) tested and such sample(s) are retained for 30 days only.

Attention: To check the authenticity of testing / inspection report & certificate, please contact us at telephone: (86-755) 8307 1443, or email: CN.Doccheck@sgs.com
 No.1 Workshop, M-10, Middle Section, Science & Technology Park, Nanshan District, Shenzhen, Guangdong, China 518057 t (86-755) 26012053 f (86-755) 26710594 www.sgs.com.cn
 中国·广东·深圳市南山区科技园中区M-10栋1号厂房 邮编: 518057 t (86-755) 26012053 f (86-755) 26710594 sgs.china@sgs.com



SGS-CSTC Standards Technical Services Co., Ltd. Shenzhen Branch

SZEMC-TRF-01 Rev. A/1

Report No.: SZCR231000336706

Page: 12 of 301

General used equipment					
Equipment	Manufacturer	Model No.	Inventory No.	Cal Date	Cal Due Date
Humidity/ Temperature Indicator	deli	8838	SEM002-32	2023-07-28	2024-07-27
Humidity/ Temperature Indicator	deli	8838	SEM002-33	2023-07-28	2024-07-27
Barometer	Changchun Meteorological Industry Factory	DYM3	SEM002-01	2023-03-23	2024-03-22



Unless otherwise agreed in writing, this document is issued by the Company subject to its General Conditions of Service printed overleaf, available on request or accessible at <https://www.sgs.com/en/Terms-and-Conditions>. Attention is drawn to the limitation of liability, indemnification and jurisdiction issues defined therein. Any holder of this document is advised that information contained hereon reflects the Company's findings at the time of its intervention only and within the limits of Client's instructions, if any. The Company's sole responsibility is to its Client and this document does not exonerate parties to a transaction from exercising all their rights and obligations under the transaction documents. This document cannot be reproduced except in full, without prior written approval of the Company. Any unauthorized alteration, forgery or falsification of the content or appearance of this document is unlawful and offenders may be prosecuted to the fullest extent of the law. Unless otherwise stated the results shown in this test report refer only to the sample(s) tested and such sample(s) are retained for 30 days only.

Attention: To check the authenticity of testing / inspection report & certificate, please contact us at telephone: (86-755) 8307 1443, or email: CN.Doccheck@sgs.com

No.1 Workshop, M-10, Middle Section, Science & Technology Park, Nanshan District, Shenzhen, Guangdong, China 518057 t (86-755) 26012053 f (86-755) 26710594 www.sgs.com.cn
中国·广东·深圳市南山区科技园中区M-10栋1号厂房 邮编: 518057 t (86-755) 26012053 f (86-755) 26710594 sgs.china@sgs.com

6 Radio Spectrum Technical Requirement

6.1 Antenna Requirement

6.1.1 Test Requirement:

47 CFR Part 15, Subpart C 15.203

6.1.2 Conclusion

Standard Requirement:

An intentional radiator shall be designed to ensure that no antenna other than that furnished by the responsible party shall be used with the device. The use of a antenna that uses a unique coupling to the intentional radiator, the manufacturer may design the unit permanently attached antenna or of an so that a broken antenna can be replaced by the user, but the use of a standard antenna jack or electrical connector is prohibited.

EUT Antenna:

The antenna connector is a IPEX type that comply with Part15.203, the best case gain of the antenna1 is Antenna1: 4.1dBi, Antenna2: 3.1dBi @5180MHz~5825MHz; Antenna1: 3.9dBi, Antenna2: 3.8dBi @5955MHz~7115MHz.

Antenna location: Refer to internal photo.

6.2 Transmission in the Absence of Data

6.2.1 Test Requirement:

47 CFR Part 15, Subpart E 15.407 (c)

6.2.2 Conclusion

Standard Requirement:

The device shall automatically discontinue transmission in case of either absence of information to transmit or operational failure. These provisions are not intended to preclude the transmission of control or signalling information or the use of repetitive codes used by certain digital technologies to complete frame or burst intervals.

Applicants shall include in their application for equipment authorization a description of how this requirement is met.

EUT Details:

WIFI chip support automatically discontinue transmission in case of either absence of information to transmit or operational failure, if the chip detect absence of information to transmit or operational failure, it will be automatically shut off.

7 Radio Spectrum Matter Test Results

7.1 Conducted Emissions at AC Power Line (150kHz-30MHz)

Test Requirement 47 CFR Part 15, Subpart C 15.207 & Subpart E 15.407 b(9)

Test Method: ANSI C63.10 (2013) Section 6.2

Limit:

Frequency of emission(MHz)	Conducted limit(dB μ V)	
	Quasi-peak	Average
0.15-0.5	66 to 56*	56 to 46*
0.5-5	56	46
5-30	60	50

*Decreases with the logarithm of the frequency.

7.1.1 E.U.T. Operation

Operating Environment:

Temperature: 23.4 °C

Humidity: 47.3 % RH

Atmospheric Pressure: 1000 mbar

7.1.2 Test Mode Description

Pre-scan / Final test	Mode Code	Description
Final test	26	TX mode (U-NII-1)_Keep the EUT in continuously transmitting mode with all modulation types. All data rates for each modulation type have been tested and found the data rate @ 6Mbps is the worst case of IEEE 802.11a; data rate @ HT0/HT8 is the worst case of IEEE 802.11n(HT20); data rate @ HT0/HT8 is the worst case of IEEE 802.11n(HT40); data rate @ VHT0 is the worst case of IEEE 802.11ac(HT80); data rate @ VHT0 is the worst case of IEEE 802.11ac(HT160); data rate @ HE0 is the worst case of IEEE 802.11ax(HT20); data rate @ HE0 is the worst case of IEEE 802.11ax(HT40); data rate @ HE0 is the worst case of IEEE 802.11ax(HT80); data rate @ HE0 is the worst case of IEEE 802.11ax(HT160). Only the data of worst case is recorded in the report.
Pre-scan	27	TX mode (U-NII-2A)_Keep the EUT in continuously transmitting mode with all modulation types. All data rates for each modulation type have been tested and found the data rate @ 6Mbps is the worst case of IEEE 802.11a; data rate @ HT0/HT8 is the worst case of IEEE 802.11n(HT20); data rate @ HT0/HT8 is the worst case of IEEE 802.11n(HT40); data rate @ VHT0 is the worst case of IEEE 802.11ac(HT80); data rate @ HE0 is the worst case of IEEE 802.11ax(HT20); data rate @ HE0 is the worst case of IEEE 802.11ax(HT40); data rate @ HE0 is the worst case of IEEE 802.11ax(HT80). Only the data of worst case is recorded in the report.
Pre-scan	28	TX mode (U-NII-2C)_Keep the EUT in continuously transmitting mode with all modulation types.All data rates for each modulation type have been tested and found the data rate @ 6Mbps is the worst case of IEEE 802.11a; data rate @ HT0/HT8 is the worst case of IEEE 802.11n(HT20); data rate @ HT0/HT8 is the worst case of IEEE 802.11n(HT40); data rate @ VHT0 is the worst case of IEEE 802.11ac(HT80); data rate @ VHT0 is the worst case of IEEE 802.11ac(HT160); data rate @ HE0 is



SGS-CSTC Standards Technical Services Co., Ltd. Shenzhen Branch

SZEMC-TRF-01 Rev. A/1

Report No.: SZCR231000336706

Page: 15 of 301

		the worst case of IEEE 802.11ax(HT20); data rate @ HE0 is the worst case of IEEE 802.11ax(HT40); data rate @ HE0 is the worst case of IEEE 802.11ax(HT80); data rate @ HE0 is the worst case of IEEE 802.11ax(HT160). Only the data of worst case is recorded in the report.
Pre-scan	29	TX mode (U-NII-3)_Keep the EUT in continuously transmitting mode with all modulation types.All data rates for each modulation type have been tested and found the data rate @ 6Mbps is the worst case of IEEE 802.11a; data rate @ HT0/HT8 is the worst case of IEEE 802.11n(HT20); data rate @ HT0/HT8 is the worst case of IEEE 802.11n(HT40); data rate @ VHT0 is the worst case of IEEE 802.11ac(HT80); data rate @ HE0 is the worst case of IEEE 802.11ax(HT20); data rate @ HE0 is the worst case of IEEE 802.11ax(HT40); data rate @ HE0 is the worst case of IEEE 802.11ax(HT80). Only the data of worst case is recorded in the report.
Pre-scan	30	TX mode (U-NII-5)_Keep the EUT in continuously transmitting mode with all modulation types. All data rates for each modulation type have been tested and found the data rate @ 6Mbps is the worst case of IEEE 802.11a; data rate @ HT0/HT8 is the worst case of IEEE 802.11n(HT20); data rate @ HT0/HT8 is the worst case of IEEE 802.11n(HT40); data rate @ VHT0 is the worst case of IEEE 802.11ac(HT80); data rate @ VHT0 is the worst case of IEEE 802.11ac(HT160); data rate @ HE0 is the worst case of IEEE 802.11ax(HT20); data rate @ HE0 is the worst case of IEEE 802.11ax(HT40); data rate @ HE0 is the worst case of IEEE 802.11ax(HT80); data rate @ HE0 is the worst case of IEEE 802.11ax(HT160). Only the data of worst case is recorded in the report.
Pre-scan	31	TX mode (U-NII-6)_Keep the EUT in continuously transmitting mode with all modulation types. All data rates for each modulation type have been tested and found the data rate @ 6Mbps is the worst case of IEEE 802.11a; data rate @ HT0/HT8 is the worst case of IEEE 802.11n(HT20); data rate @ HT0/HT8 is the worst case of IEEE 802.11n(HT40); data rate @ VHT0 is the worst case of IEEE 802.11ac(HT80); data rate @ VHT0 is the worst case of IEEE 802.11ac(HT160); data rate @ HE0 is the worst case of IEEE 802.11ax(HT20); data rate @ HE0 is the worst case of IEEE 802.11ax(HT40); data rate @ HE0 is the worst case of IEEE 802.11ax(HT80); data rate @ HE0 is the worst case of IEEE 802.11ax(HT160). Only the data of worst case is recorded in the report.
Pre-scan	32	TX mode (U-NII-7)_Keep the EUT in continuously transmitting mode with all modulation types. All data rates for each modulation type have been tested and found the data rate @ 6Mbps is the worst case of IEEE 802.11a; data rate @ HT0/HT8 is the worst case of IEEE 802.11n(HT20); data rate @ HT0/HT8 is the worst case of IEEE 802.11n(HT40); data rate @ VHT0 is the worst case of IEEE 802.11ac(HT80); data rate @ VHT0 is the worst case of IEEE 802.11ac(HT160); data rate @ HE0 is the worst case of IEEE 802.11ax(HT20); data rate @ HE0 is the worst case of IEEE 802.11ax(HT40); data rate @ HE0 is the worst case of IEEE 802.11ax(HT80); data rate @ HE0 is the worst case of IEEE 802.11ax(HT160). Only the data of worst case is recorded in the report.
Pre-scan	33	TX mode (U-NII-8)_Keep the EUT in continuously transmitting mode with all modulation types. All data rates for each modulation type have been tested and found the data rate @ 6Mbps is the worst case of IEEE 802.11a; data rate @ HT0/HT8 is the worst case of IEEE 802.11n(HT20); data rate @ HT0/HT8 is the worst case of IEEE 802.11n(HT40); data rate @ VHT0 is the worst case of IEEE 802.11ac(HT80); data rate @ VHT0 is the worst case of IEEE 802.11ac(HT160); data rate @ HE0 is the worst case of IEEE 802.11ax(HT20); data rate @ HE0 is the worst case of IEEE 802.11ax(HT40); data rate @ HE0 is the worst case of IEEE 802.11ax(HT80); data rate @ HE0 is the worst case of IEEE 802.11ax(HT160). Only the data of worst case is recorded in the report.



Unless otherwise agreed in writing, this document is issued by the Company subject to its General Conditions of Service printed overleaf, available on request or accessible at <https://www.sgs.com/en/Terms-and-Conditions>. Attention is drawn to the limitation of liability, indemnification and jurisdiction issues defined therein. Any holder of this document is advised that information contained hereon reflects the Company's findings at the time of its intervention only and within the limits of Client's instructions, if any. The Company's sole responsibility is to its Client and this document does not exonerate parties to a transaction from exercising all their rights and obligations under the transaction documents. This document cannot be reproduced except in full, without prior written approval of the Company. Any unauthorized alteration, forgery or falsification of the content or appearance of this document is unlawful and offenders may be prosecuted to the fullest extent of the law. Unless otherwise stated the results shown in this test report refer only to the sample(s) tested and such sample(s) are retained for 30 days only.

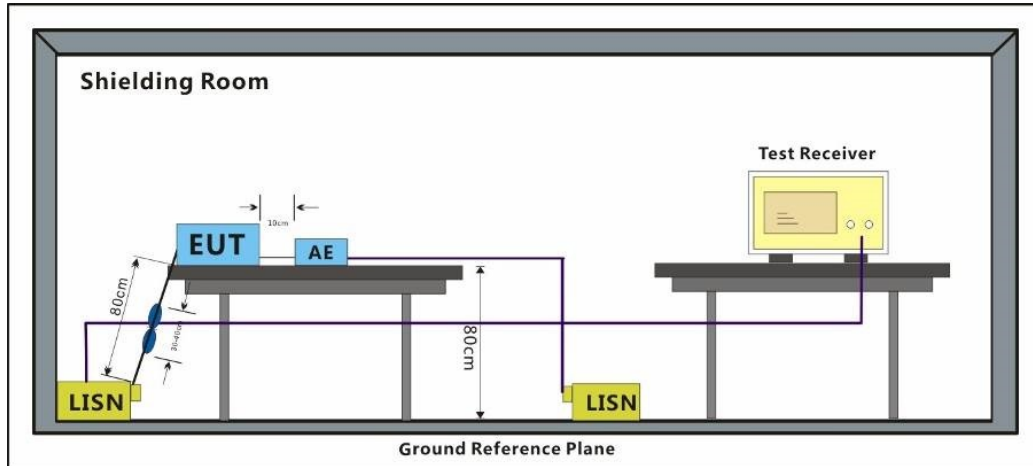
Attention: To check the authenticity of testing /inspection report & certificate, please contact us at telephone: (86-755) 8307 1443, or email: CN.Doccheck@sgs.com

SGS-CSTC Standards Technical Services Co., Ltd.
Shenzhen Branch (SZEMC) Laboratory

No.1 Workshop, M-10, Middle Section, Science & Technology Park, Nanshan District, Shenzhen, Guangdong, China 518057 t (86-755) 26012053 f (86-755) 26710594 www.sgs.com
中国·广东·深圳市南山区科技园中区M-10栋1号厂房 邮编: 518057 t (86-755) 26012053 f (86-755) 26710594 sgs.china@sgs.com

the data of worst case is recorded in the report.

7.1.3 Test Setup Diagram



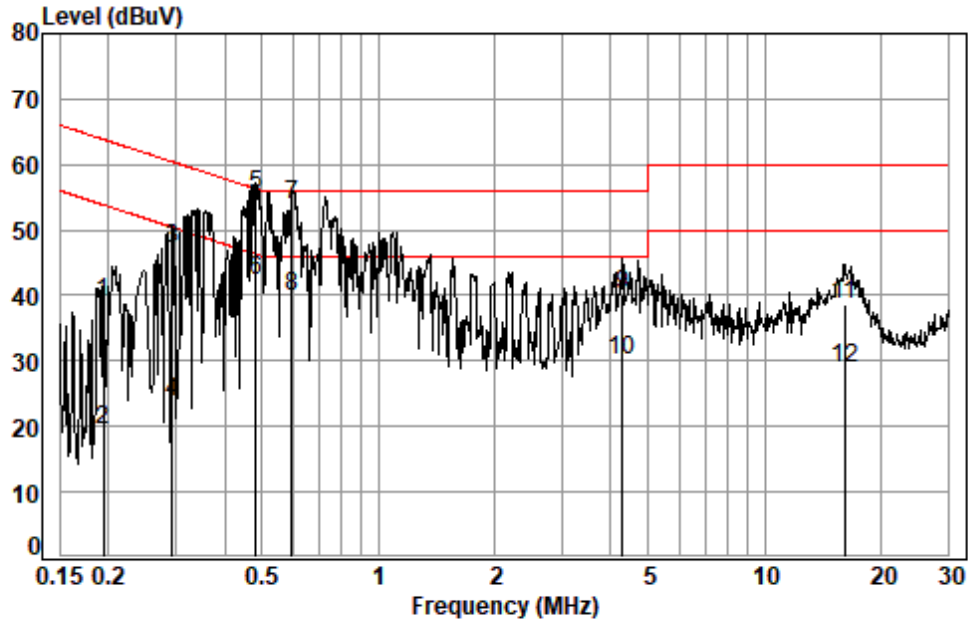
7.1.4 Measurement Procedure and Data

- 1) The mains terminal disturbance voltage test was conducted in a shielded room.
- 2) The EUT was connected to AC power source through a LISN 1 (Line Impedance Stabilization Network) which provides a 50ohm/50μH + 5ohm linear impedance. The power cables of all other units of the EUT were connected to a second LISN 2, which was bonded to the ground reference plane in the same way as the LISN 1 for the unit being measured. A multiple socket outlet strip was used to connect multiple power cables to a single LISN provided the rating of the LISN was not exceeded.
- 3) The tabletop EUT was placed upon a non-metallic table 0.8m above the ground reference plane. And for floor-standing arrangement, the EUT was placed on the horizontal ground reference plane,
- 4) The test was performed with a vertical ground reference plane. The rear of the EUT shall be 0.4 m from the vertical ground reference plane. The vertical ground reference plane was bonded to the horizontal ground reference plane. The LISN 1 was placed 0.8 m from the boundary of the unit under test and bonded to a ground reference plane for LISNs mounted on top of the ground reference plane. This distance was between the closest points of the LISN 1 and the EUT. All other units of the EUT and associated equipment was at least 0.8 m from the LISN 2.
- 5) In order to find the maximum emission, the relative positions of equipment and all of the interface cables must be changed according to ANSI C63.10 on conducted measurement.

Remark: Level=Read Level+ Cable Loss+ LISN Factor



Test Mode: 26; Line: Live line



Site : Shielding Room
Condition: Line
Job No. : 03367AT
Test mode: 26

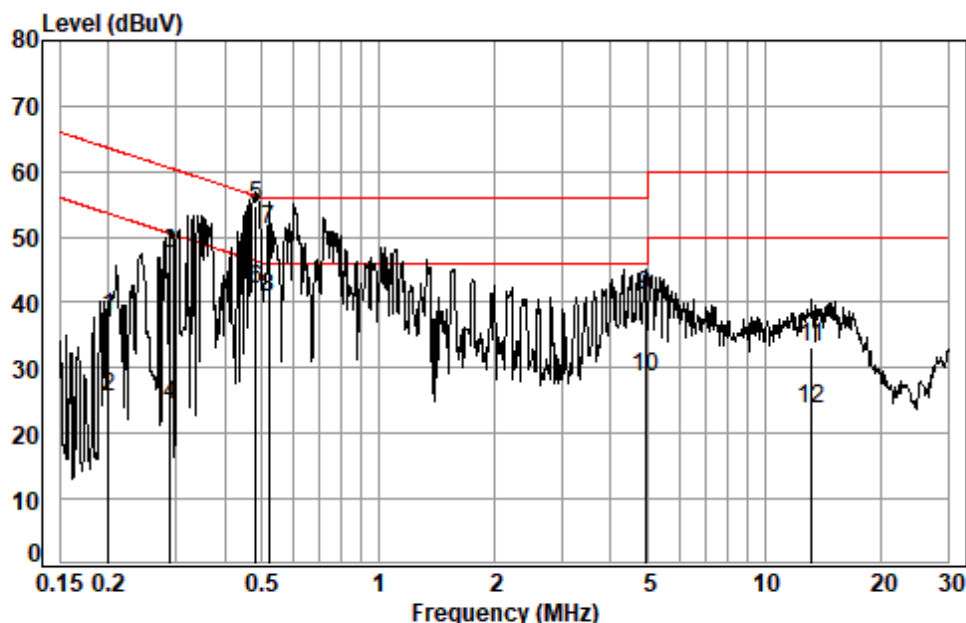
	Freq	Cable Loss	LISN Factor	Read Level	Level	Limit Line	Over Limit	Remark
	MHz	dB	dB	dBuV	dBuV	dBuV	dB	
1	0.1945	0.02	10.28	28.62	38.92	63.84	-24.92	QP
2	0.1945	0.02	10.28	9.20	19.50	53.84	-34.34	Average
3	0.2924	0.03	10.31	36.83	47.17	60.46	-13.29	QP
4	0.2924	0.03	10.31	13.50	23.84	50.46	-26.62	Average
5 *	0.4812	0.04	10.35	44.84	55.23	56.32	-1.09	QP
6 *	0.4812	0.04	10.35	31.79	42.18	46.32	-4.14	Average
7	0.5979	0.04	10.34	43.34	53.72	56.00	-2.28	QP
8	0.5979	0.04	10.34	29.39	39.77	46.00	-6.23	Average
9	4.2918	0.08	10.70	29.49	40.27	56.00	-15.73	QP
10	4.2918	0.08	10.70	19.36	30.14	46.00	-15.86	Average
11	16.1399	0.24	10.75	27.62	38.61	60.00	-21.39	QP
12	16.1399	0.24	10.75	18.05	29.04	50.00	-20.96	Average



Unless otherwise agreed in writing, this document is issued by the Company subject to its General Conditions of Service printed overleaf, available on request or accessible at <https://www.sgs.com/en/Terms-and-Conditions>. Attention is drawn to the limitation of liability, indemnification and jurisdiction issues defined therein. Any holder of this document is advised that information contained hereon reflects the Company's findings at the time of its intervention only and within the limits of Client's instructions, if any. The Company's sole responsibility is to its Client and this document does not exonerate parties to a transaction from exercising all their rights and obligations under the transaction documents. This document cannot be reproduced except in full, without prior written approval of the Company. Any unauthorized alteration, forgery or falsification of the content or appearance of this document is unlawful and offenders may be prosecuted to the fullest extent of the law. Unless otherwise stated the results shown in this test report refer only to the sample(s) tested and such sample(s) are retained for 30 days only.

Attention: To check the authenticity of testing / inspection report & certificate, please contact us at telephone: (86-755) 8307 1443, or email: CN.Doccheck@sgs.com
No.1 Workshop, M-10, Middle Section, Science & Technology Park, Nanshan District, Shenzhen, Guangdong, China 518057 t (86-755) 26012053 f (86-755) 26710594 www.sgs.com.cn
中国·广东·深圳市南山区科技园中区M-10栋1号厂房 邮编: 518057 t (86-755) 26012053 f (86-755) 26710594 sgs.china@sgs.com

Test Mode: 26; Line: Neutral Line



Site : Shielding Room

Condition: Neutral

Job No. : 03367AT

Test mode: 26

	Freq	Cable Loss	LISN Factor	Read Level	Level	Limit Line	Over Limit	Remark
	MHz	dB	dB	dBuV	dBuV	dBuV	dB	
1	0.1997	0.02	10.25	27.31	37.58	63.62	-26.04	QP
2	0.1997	0.02	10.25	15.32	25.59	53.62	-28.03	Average
3	0.2893	0.03	10.27	37.16	47.46	60.54	-13.08	QP
4	0.2893	0.03	10.27	14.05	24.35	50.54	-26.19	Average
5 *	0.4812	0.04	10.29	44.44	54.77	56.32	-1.55	QP
6 *	0.4812	0.04	10.29	31.55	41.88	46.32	-4.44	Average
7	0.5210	0.04	10.30	40.77	51.11	56.00	-4.89	QP
8	0.5210	0.04	10.30	30.30	40.64	46.00	-5.36	Average
9	4.9257	0.09	10.72	30.12	40.93	56.00	-15.07	QP
10	4.9257	0.09	10.72	17.68	28.49	46.00	-17.51	Average
11	13.2667	0.21	10.83	21.99	33.03	60.00	-26.97	QP
12	13.2667	0.21	10.83	12.72	23.76	50.00	-26.24	Average



7.2 Contention Based Protocol

Test Requirement 47 CFR Part 15, Subpart E 15.407 (d)
 Test Method: KDB 987594 D02 v02r01
 Limit: Detect co-channel energy with 90% or greater certainty.

7.2.1 E.U.T. Operation

Operating Environment:
 Temperature: 22.5 °C Humidity: 51.4 % RH Atmospheric Pressure: 1000 mbar

7.2.2 Test Mode Description

Pre-scan / Final test	Mode Code	Description
Pre-scan	30	TX mode (U-NII-5)_Keep the EUT in continuously transmitting mode with all modulation types. All data rates for each modulation type have been tested and found the data rate @ 6Mbps is the worst case of IEEE 802.11a; data rate @ HT0/HT8 is the worst case of IEEE 802.11n(HT20); data rate @ HT0/HT8 is the worst case of IEEE 802.11n(HT40); data rate @ VHT0 is the worst case of IEEE 802.11ac(HT80); data rate @ VHT0 is the worst case of IEEE 802.11ac(HT160); data rate @ HE0 is the worst case of IEEE 802.11ax(HT20); data rate @ HE0 is the worst case of IEEE 802.11ax(HT40); data rate @ HE0 is the worst case of IEEE 802.11ax(HT80); data rate @ HE0 is the worst case of IEEE 802.11ax(HT160). Only the data of worst case is recorded in the report.
Final test	31	TX mode (U-NII-6)_Keep the EUT in continuously transmitting mode with all modulation types. All data rates for each modulation type have been tested and found the data rate @ 6Mbps is the worst case of IEEE 802.11a; data rate @ HT0/HT8 is the worst case of IEEE 802.11n(HT20); data rate @ HT0/HT8 is the worst case of IEEE 802.11n(HT40); data rate @ VHT0 is the worst case of IEEE 802.11ac(HT80); data rate @ VHT0 is the worst case of IEEE 802.11ac(HT160); data rate @ HE0 is the worst case of IEEE 802.11ax(HT20); data rate @ HE0 is the worst case of IEEE 802.11ax(HT40); data rate @ HE0 is the worst case of IEEE 802.11ax(HT80); data rate @ HE0 is the worst case of IEEE 802.11ax(HT160). Only the data of worst case is recorded in the report.
Pre-scan	32	TX mode (U-NII-7)_Keep the EUT in continuously transmitting mode with all modulation types. All data rates for each modulation type have been tested and found the data rate @ 6Mbps is the worst case of IEEE 802.11a; data rate @ HT0/HT8 is the worst case of IEEE 802.11n(HT20); data rate @ HT0/HT8 is the worst case of IEEE 802.11n(HT40); data rate @ VHT0 is the worst case of IEEE 802.11ac(HT80); data rate @ VHT0 is the worst case of IEEE 802.11ac(HT160); data rate @ HE0 is the worst case of IEEE 802.11ax(HT20); data rate @ HE0 is the worst case of IEEE 802.11ax(HT40); data rate @ HE0 is the worst case of IEEE 802.11ax(HT80); data rate @ HE0 is the worst case of IEEE 802.11ax(HT160). Only the data of worst case is recorded in the report.
Pre-scan	33	TX mode (U-NII-8)_Keep the EUT in continuously transmitting mode with all modulation types. All data rates for each modulation type have been tested and found the data rate @ 6Mbps is the worst case of IEEE 802.11a; data rate @ HT0/HT8 is the worst case of IEEE 802.11n(HT20); data rate @ HT0/HT8 is the worst case of IEEE 802.11n(HT40); data rate @ VHT0 is the worst case of IEEE 802.11ac(HT80); data rate @ VHT0 is the worst case of IEEE 802.11ac(HT160); data

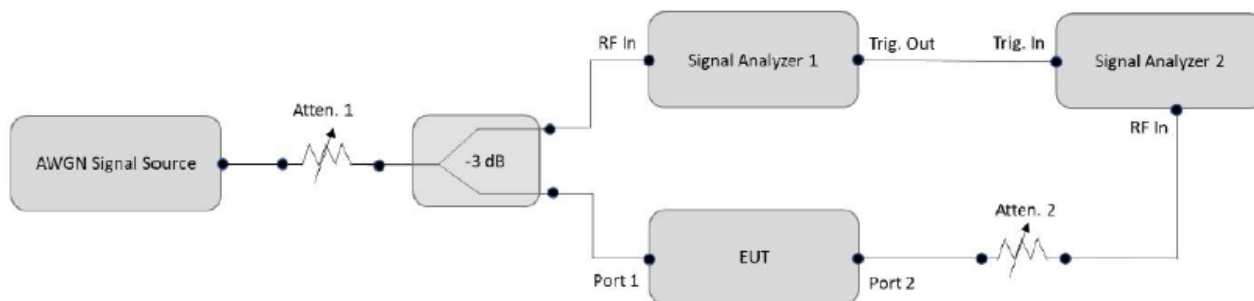


Unless otherwise agreed in writing, this document is issued by the Company subject to its General Conditions of Service printed overleaf, available on request or accessible at <https://www.sgs.com/en/Terms-and-Conditions>. Attention is drawn to the limitation of liability, indemnification and jurisdiction issues defined therein. Any holder of this document is advised that information contained hereon reflects the Company's findings at the time of its intervention only and within the limits of Client's instructions, if any. The Company's sole responsibility is to its Client and this document does not exonerate parties to a transaction from exercising all their rights and obligations under the transaction documents. This document cannot be reproduced except in full, without prior written approval of the Company. Any unauthorized alteration, forgery or falsification of the content or appearance of this document is unlawful and offenders may be prosecuted to the fullest extent of the law. Unless otherwise stated the results shown in this test report refer only to the sample(s) tested and such sample(s) are retained for 30 days only.

Attention: To check the authenticity of testing /inspection report & certificate, please contact us at telephone: (86-755) 8307 1443, or email: CN.Doccheck@sgs.com
 No.1 Workshop, M-10, Middle Section, Science & Technology Park, Nanshan District, Shenzhen, Guangdong, China 518057 t (86-755) 26012053 f (86-755) 26710594 www.sgs.com.cn
 中国·广东·深圳市南山区科技园中区M-10栋1号厂房 邮编: 518057 t (86-755) 26012053 f (86-755) 26710594 sgs.china@sgs.com

		rate @ HE0 is the worst case of IEEE 802.11ax(HT20); data rate @ HE0 is the worst case of IEEE 802.11ax(HT40); data rate @ HE0 is the worst case of IEEE 802.11ax(HT80); data rate @ HE0 is the worst case of IEEE 802.11ax(HT160). Only the data of worst case is recorded in the report.
--	--	--

7.2.3 Test Setup Diagram



7.2.4 Measurement Procedure and Data

1. Configure the EUT to transmit with a constant duty cycle.
2. Set the operating parameters of the EUT including power level, operating frequency, modulation and bandwidth.
3. Set the signal analyzer center frequency to the nominal EUT channel center frequency. The span range of the signal analyzer shall be between two times and five times the OBW of the EUT. Connect the output port of the EUT to the signal analyzer 2, as shown in Figure 2. Ensure that the attenuator 2 provides enough attenuation to not overload the signal analyzer 2 receiver.
4. Monitoring the signal analyzer 2, verify the EUT is operating and transmitting with the parameters set at step two.
5. Using an AWGN signal source, generate (but do not transmit, i.e., RF OFF) a 10 MHz-wide AWGN signal. Use Table 1 to determine the center frequency of the 10 MHz AWGN signal relative to the EUT's channel bandwidth and center frequency.
6. Set the AWGN signal power to an extremely low level (more than 20 dB below the -62 dBm threshold). Connect the AWGN signal source, via a 3-dB splitter, to the signal analyzer 1.
7. Transmit the AWGN signal (RF ON) and verify its characteristics on the signal analyzer 1.
8. Monitor the signal analyzer 2 to verify if the AWGN signal has been detected and the EUT has ceased transmission. If the EUT continues to transmit, then incrementally increase the AWGN signal power level until the EUT stops transmitting.
9. (Including all losses in the RF paths) Determine and record the AWGN signal power level (at the EUT's antenna port) at which the EUT ceased transmission. Repeat the procedure at least 10 times to verify the EUT can detect an AWGN signal with 90% (or better) level of certainty.
10. Refer to Table 1 to determine number of times the detection threshold testing needs to be repeated. If testing is required more than once, then go back to step 5, choose a different center frequency for the AWGN signal and repeat the process.

Detection Level=Injected AWGN Power(dBm)-Antenna Gain(dBi)+Path Loss(dB)





SGS-CSTC Standards Technical Services Co., Ltd. Shenzhen Branch

SZEMC-TRF-01 Rev. A/1

Report No.: SZCR231000336706

Page: 21 of 301

7.2.5 Measurement Procedure and Data

Please Refer to Appendix for Details



Unless otherwise agreed in writing, this document is issued by the Company subject to its General Conditions of Service printed overleaf, available on request or accessible at <https://www.sgs.com/en/Terms-and-Conditions>. Attention is drawn to the limitation of liability, indemnification and jurisdiction issues defined therein. Any holder of this document is advised that information contained hereon reflects the Company's findings at the time of its intervention only and within the limits of Client's instructions, if any. The Company's sole responsibility is to its Client and this document does not exonerate parties to a transaction from exercising all their rights and obligations under the transaction documents. This document cannot be reproduced except in full, without prior written approval of the Company. Any unauthorized alteration, forgery or falsification of the content or appearance of this document is unlawful and offenders may be prosecuted to the fullest extent of the law. Unless otherwise stated the results shown in this test report refer only to the sample(s) tested and such sample(s) are retained for 30 days only.

Attention: To check the authenticity of testing / inspection report & certificate, please contact us at telephone: (86-755) 8307 1443, or email: CN.Doccheck@sgs.com

SGS-CSTC Standards Technical Services Co., Ltd.
Shenzhen Branch (SZEMC) Laboratory

No.1 Workshop, M-10, Middle Section, Science & Technology Park, Nanshan District, Shenzhen, Guangdong, China 518057 t (86-755) 26012053 f (86-755) 26710594 www.sgs.com.cn
中国·广东·深圳市南山区科技园中区M-10栋1号厂房 邮编: 518057 t (86-755) 26012053 f (86-755) 26710594 sgs.china@sgs.com

Member of the SGS Group (SGS SA)

7.3 Radiated Emissions which fall in the restricted bands

Test Requirement 47 CFR Part 15, Subpart C 15.209 & Subpart E 15.407(b)

Test Method: KDB 789033 D02 II G

Measurement Distance: 3m

Limit:

Frequency(MHz)	Field strength(microvolts/meter)	Measurement distance(meters)
0.009-0.490	2400/F(kHz)	300
0.490-1.705	24000/F(kHz)	30
1.705-30.0	30	30
30-88	100	3
88-216	150	3
216-960	200	3
Above 960	500	3

*(1) For transmitters operating in the 5.15-5.25 GHz band: All emissions outside of the 5.15-5.35 GHz band shall not exceed an e.i.r.p. of -27 dBm/MHz.

(2) For transmitters operating in the 5.25-5.35 GHz band: All emissions outside of the 5.15-5.35 GHz band shall not exceed an e.i.r.p. of -27 dBm/MHz.

(3) For transmitters operating in the 5.47-5.725 GHz band: All emissions outside of the 5.47-5.725 GHz band shall not exceed an e.i.r.p. of -27 dBm/MHz.

(4) For transmitters operating in the 5.725-5.85 GHz band:

(i) All emissions shall be limited to a level of -27 dBm/MHz at 75 MHz or more above or below the band edge increasing linearly to 10 dBm/MHz at 25 MHz above or below the band edge, and from 25 MHz above or below the band edge increasing linearly to a level of 15.6 dBm/MHz at 5 MHz above or below the band edge, and from 5 MHz above or below the band edge increasing linearly to a level of 27 dBm/MHz at the band edge.

(5) For transmitters operating solely in the 5.850-5.895 GHz band or operating on a channel that spans across 5.725-5.895 GHz:

(i) For an indoor access point or subordinate device, all emissions at or above 5.895 GHz shall not exceed an e.i.r.p. of 15 dBm/MHz and shall decrease linearly to an e.i.r.p. of -7 dBm/MHz at or above 5.925 GHz.

(ii) For a client device, all emissions at or above 5.895 GHz shall not exceed an e.i.r.p. of -5 dBm/MHz and shall decrease linearly to an e.i.r.p. of -27 dBm/MHz at or above 5.925 GHz.

(iii) For a client device or indoor access point or subordinate device, all emissions below 5.725 GHz shall not exceed an e.i.r.p. of -27 dBm/MHz at 5.65 GHz increasing linearly to 10 dBm/MHz at 5.7 GHz, and from 5.7 GHz increasing linearly to a level of 15.6 dBm/MHz at 5.72 GHz, and from 5.72 GHz increasing linearly to a level of 27 dBm/MHz at 5.725 GHz.

(6) For transmitters operating within the 5.925-7.125 GHz band: Any emissions outside of the 5.925-7.125 GHz band must not exceed an e.i.r.p. of -27 dBm/MHz.



Unless otherwise agreed in writing, this document is issued by the Company subject to its General Conditions of Service printed overleaf, available on request or accessible at <https://www.sgs.com/en/Terms-and-Conditions>. Attention is drawn to the limitation of liability, indemnification and jurisdiction issues defined therein. Any holder of this document is advised that information contained hereon reflects the Company's findings at the time of its intervention only and within the limits of Client's instructions, if any. The Company's sole responsibility is to its Client and this document does not exonerate parties to a transaction from exercising all their rights and obligations under the transaction documents. This document cannot be reproduced except in full, without prior written approval of the Company. Any unauthorized alteration, forgery or falsification of the content or appearance of this document is unlawful and offenders may be prosecuted to the fullest extent of the law. Unless otherwise stated the results shown in this test report refer only to the sample(s) tested and such sample(s) are retained for 30 days only.

Attention: To check the authenticity of testing / inspection report & certificate, please contact us at telephone: (86-755) 8307 1443, or email: CN.Doccheck@sgs.com

SGS-CSTC Standards Technical Services Co., Ltd.
Shenzhen Branch (SZEMC) Laboratory

No.1 Workshop, M-10, Middle Section, Science & Technology Park, Nanshan District, Shenzhen, Guangdong, China 518057 t (86-755) 26012053 f (86-755) 26710594 www.sgsgroup.com.cn
中国·广东·深圳市南山区科技园中区M-10栋1号厂房 邮编: 518057 t (86-755) 26012053 f (86-755) 26710594 sgs.china@sgs.com

SGS-CSTC Standards Technical Services Co., Ltd. Shenzhen Branch

SZEMC-TRF-01 Rev. A/1

Report No.: SZCR231000336706

Page: 23 of 301

Remark: The emission limits shown in the above table are based on measurements employing a CISPR quasi-peak detector except for the frequency bands 9-90kHz, 110-490kHz and above 1000 MHz. Radiated emission limits in these three bands are based on measurements employing an average detector, the peak field strength of any emission shall not exceed the maximum permitted average limits specified above by more than 20 dB under any condition of modulation.

7.3.1 E.U.T. Operation

Operating Environment:

Temperature: 20.4 °C

Humidity: 43.5 % RH

Atmospheric Pressure: 1000 mbar

7.3.2 Test Mode Description

Pre-scan / Final test	Mode Code	Description
Final test	26	TX mode (U-NII-1)_Keep the EUT in continuously transmitting mode with all modulation types. All data rates for each modulation type have been tested and found the data rate @ 6Mbps is the worst case of IEEE 802.11a; data rate @ HT0/HT8 is the worst case of IEEE 802.11n(HT20); data rate @ HT0/HT8 is the worst case of IEEE 802.11n(HT40); data rate @ VHT0 is the worst case of IEEE 802.11ac(HT80); data rate @ VHT0 is the worst case of IEEE 802.11ac(HT160); data rate @ HE0 is the worst case of IEEE 802.11ax(HT20); data rate @ HE0 is the worst case of IEEE 802.11ax(HT40); data rate @ HE0 is the worst case of IEEE 802.11ax(HT80); data rate @ HE0 is the worst case of IEEE 802.11ax(HT160). Only the data of worst case is recorded in the report.
Final test	27	TX mode (U-NII-2A)_Keep the EUT in continuously transmitting mode with all modulation types. All data rates for each modulation type have been tested and found the data rate @ 6Mbps is the worst case of IEEE 802.11a; data rate @ HT0/HT8 is the worst case of IEEE 802.11n(HT20); data rate @ HT0/HT8 is the worst case of IEEE 802.11n(HT40); data rate @ VHT0 is the worst case of IEEE 802.11ac(HT80); data rate @ HE0 is the worst case of IEEE 802.11ax(HT20); data rate @ HE0 is the worst case of IEEE 802.11ax(HT40); data rate @ HE0 is the worst case of IEEE 802.11ax(HT80). Only the data of worst case is recorded in the report.
Final test	28	TX mode (U-NII-2C)_Keep the EUT in continuously transmitting mode with all modulation types. All data rates for each modulation type have been tested and found the data rate @ 6Mbps is the worst case of IEEE 802.11a; data rate @ HT0/HT8 is the worst case of IEEE 802.11n(HT20); data rate @ HT0/HT8 is the worst case of IEEE 802.11n(HT40); data rate @ VHT0 is the worst case of IEEE 802.11ac(HT80); data rate @ VHT0 is the worst case of IEEE 802.11ac(HT160); data rate @ HE0 is the worst case of IEEE 802.11ax(HT20); data rate @ HE0 is the worst case of IEEE 802.11ax(HT40); data rate @ HE0 is the worst case of IEEE 802.11ax(HT80); data rate @ HE0 is the worst case of IEEE 802.11ax(HT160). Only the data of worst case is recorded in the report.
Final test	29	TX mode (U-NII-3)_Keep the EUT in continuously transmitting mode with all modulation types. All data rates for each modulation type have been tested and found the data rate @ 6Mbps is the worst case of IEEE 802.11a; data rate @ HT0/HT8 is the worst case of IEEE 802.11n(HT20); data rate @ HT0/HT8 is the worst case of IEEE 802.11n(HT40); data rate @ VHT0 is the worst case of IEEE 802.11ac(HT80); data rate @ HE0 is the worst case of IEEE 802.11ax(HT20); data rate @ HE0 is the worst case of IEEE 802.11ax(HT40); data rate @ HE0 is the worst case of IEEE 802.11ax(HT80); data rate @ HE0 is the worst case of IEEE 802.11ax(HT160). Only the data of worst case is recorded in the report.



Unless otherwise agreed in writing, this document is issued by the Company subject to its General Conditions of Service printed overleaf, available on request or accessible at <https://www.sgs.com/en/Terms-and-Conditions>. Attention is drawn to the limitation of liability, indemnification and jurisdiction issues defined therein. Any holder of this document is advised that information contained hereon reflects the Company's findings at the time of its intervention only and within the limits of Client's instructions, if any. The Company's sole responsibility is to its Client and this document does not exonerate parties to a transaction from exercising all their rights and obligations under the transaction documents. This document cannot be reproduced except in full, without prior written approval of the Company. Any unauthorized alteration, forgery or falsification of the content or appearance of this document is unlawful and offenders may be prosecuted to the fullest extent of the law. Unless otherwise stated the results shown in this test report refer only to the sample(s) tested and such sample(s) are retained for 30 days only.

Attention: To check the authenticity of testing / inspection report & certificate, please contact us at telephone: (86-755) 8307 1443, or email: CN.Doccheck@sgs.com

SGS-CSTC Standards Technical Services Co., Ltd.
Shenzhen Branch (SZEMC) Laboratory

No.1 Workshop, M-10, Middle Section, Science & Technology Park, Nanshan District, Shenzhen, Guangdong, China 518057 t (86-755) 26012053 f (86-755) 26710594 www.sgs.com
中国·广东·深圳市南山区科技园中区M-10栋1号厂房 邮编: 518057 t (86-755) 26012053 f (86-755) 26710594 sgs.china@sgs.com

SGS-CSTC Standards Technical Services Co., Ltd. Shenzhen Branch

SZEMC-TRF-01 Rev. A/1

Report No.: SZCR231000336706

Page: 24 of 301

		802.11ax(HT80). Only the data of worst case is recorded in the report.
Final test	30	TX mode (U-NII-5)_Keep the EUT in continuously transmitting mode with all modulation types. All data rates for each modulation type have been tested and found the data rate @ 6Mbps is the worst case of IEEE 802.11a; data rate @ HT0/HT8 is the worst case of IEEE 802.11n(HT20); data rate @ HT0/HT8 is the worst case of IEEE 802.11n(HT40); data rate @ VHT0 is the worst case of IEEE 802.11ac(HT80); data rate @ VHT0 is the worst case of IEEE 802.11ac(HT160); data rate @ HE0 is the worst case of IEEE 802.11ax(HT20); data rate @ HE0 is the worst case of IEEE 802.11ax(HT40); data rate @ HE0 is the worst case of IEEE 802.11ax(HT80); data rate @ HE0 is the worst case of IEEE 802.11ax(HT160). Only the data of worst case is recorded in the report.
Final test	31	TX mode (U-NII-6)_Keep the EUT in continuously transmitting mode with all modulation types. All data rates for each modulation type have been tested and found the data rate @ 6Mbps is the worst case of IEEE 802.11a; data rate @ HT0/HT8 is the worst case of IEEE 802.11n(HT20); data rate @ HT0/HT8 is the worst case of IEEE 802.11n(HT40); data rate @ VHT0 is the worst case of IEEE 802.11ac(HT80); data rate @ VHT0 is the worst case of IEEE 802.11ac(HT160); data rate @ HE0 is the worst case of IEEE 802.11ax(HT20); data rate @ HE0 is the worst case of IEEE 802.11ax(HT40); data rate @ HE0 is the worst case of IEEE 802.11ax(HT80); data rate @ HE0 is the worst case of IEEE 802.11ax(HT160). Only the data of worst case is recorded in the report.
Final test	32	TX mode (U-NII-7)_Keep the EUT in continuously transmitting mode with all modulation types. All data rates for each modulation type have been tested and found the data rate @ 6Mbps is the worst case of IEEE 802.11a; data rate @ HT0/HT8 is the worst case of IEEE 802.11n(HT20); data rate @ HT0/HT8 is the worst case of IEEE 802.11n(HT40); data rate @ VHT0 is the worst case of IEEE 802.11ac(HT80); data rate @ VHT0 is the worst case of IEEE 802.11ac(HT160); data rate @ HE0 is the worst case of IEEE 802.11ax(HT20); data rate @ HE0 is the worst case of IEEE 802.11ax(HT40); data rate @ HE0 is the worst case of IEEE 802.11ax(HT80); data rate @ HE0 is the worst case of IEEE 802.11ax(HT160). Only the data of worst case is recorded in the report.
Final test	33	TX mode (U-NII-8)_Keep the EUT in continuously transmitting mode with all modulation types. All data rates for each modulation type have been tested and found the data rate @ 6Mbps is the worst case of IEEE 802.11a; data rate @ HT0/HT8 is the worst case of IEEE 802.11n(HT20); data rate @ HT0/HT8 is the worst case of IEEE 802.11n(HT40); data rate @ VHT0 is the worst case of IEEE 802.11ac(HT80); data rate @ VHT0 is the worst case of IEEE 802.11ac(HT160); data rate @ HE0 is the worst case of IEEE 802.11ax(HT20); data rate @ HE0 is the worst case of IEEE 802.11ax(HT40); data rate @ HE0 is the worst case of IEEE 802.11ax(HT80); data rate @ HE0 is the worst case of IEEE 802.11ax(HT160). Only the data of worst case is recorded in the report.



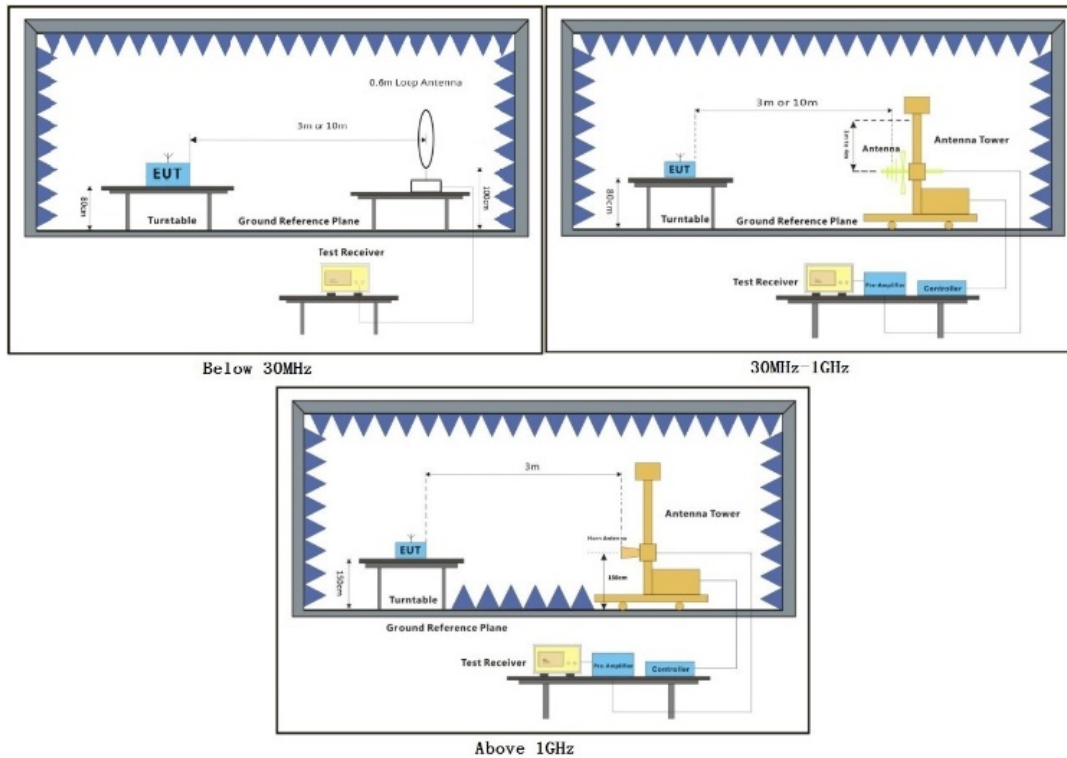
SGS-CSTC Standards Technical Services Co., Ltd.
Shenzhen Branch (SZEMC) Laboratory

Unless otherwise agreed in writing, this document is issued by the Company subject to its General Conditions of Service printed overleaf, available on request or accessible at <https://www.sgs.com/en/Terms-and-Conditions>. Attention is drawn to the limitation of liability, indemnification and jurisdiction issues defined therein. Any holder of this document is advised that information contained hereon reflects the Company's findings at the time of its intervention only and within the limits of Client's instructions, if any. The Company's sole responsibility is to its Client and this document does not exonerate parties to a transaction from exercising all their rights and obligations under the transaction documents. This document cannot be reproduced except in full, without prior written approval of the Company. Any unauthorized alteration, forgery or falsification of the content or appearance of this document is unlawful and offenders may be prosecuted to the fullest extent of the law. Unless otherwise stated the results shown in this test report refer only to the sample(s) tested and such sample(s) are retained for 30 days only.

Attention: To check the authenticity of testing /inspection report & certificate, please contact us at telephone: (86-755) 8307 1443, or email: CN.Doccheck@sgs.com

No.1 Workshop, M-10, Middle Section, Science & Technology Park, Nanshan District, Shenzhen, Guangdong, China 518057 t (86-755) 26012053 f (86-755) 26710594 www.sgs.com.cn
中国·广东·深圳市南山区科技园中区M-10栋1号厂房 邮编: 518057 t (86-755) 26012053 f (86-755) 26710594 sgs.china@sgs.com

7.3.3 Test Setup Diagram



7.3.4 Measurement Procedure and Data

- a. For below 1GHz, the EUT was placed on the top of a rotating table 0.8 meters above the ground at a 3 or 10 meter semi-anechoic chamber. The table was rotated 360 degrees to determine the position of the highest radiation.
- b. For above 1GHz, the EUT was placed on the top of a rotating table 1.5 meters above the ground at a 3 meter fully-anechoic chamber. The table was rotated 360 degrees to determine the position of the highest radiation.
- c. The EUT was set 3 or 10 meters away from the interference-receiving antenna, which was mounted on the top of a variable-height antenna tower.
- d. The antenna height is varied from one meter to four meters above the ground to determine the maximum value of the field strength. Both horizontal and vertical polarizations of the antenna are set to make the measurement.
- e. For each suspected emission, the EUT was arranged to its worst case and then the antenna was tuned to heights from 1 meter to 4 meters (for the test frequency of below 30MHz, the antenna was tuned to heights 1 meter) and the rotatable table was turned from 0 degrees to 360 degrees to find the maximum reading.
- f. The test-receiver system was set to Peak Detect Function and Specified Bandwidth with Maximum Hold Mode.
- g. If the emission level of the EUT in peak mode was 10dB lower than the limit specified, then testing could be stopped and the peak values of the EUT would be reported. Otherwise the emissions that did not have 10dB margin would be re-tested one by one using peak, quasi-peak or average method as specified and then reported in a data sheet.
- h. Test the EUT in the lowest channel, the middle channel, the Highest channel.
- i. The radiation measurements are performed in X, Y, Z axis positioning for Transmitting mode, and found the X axis positioning which it is the worst case.
- j. Repeat above procedures until all frequencies measured was complete.

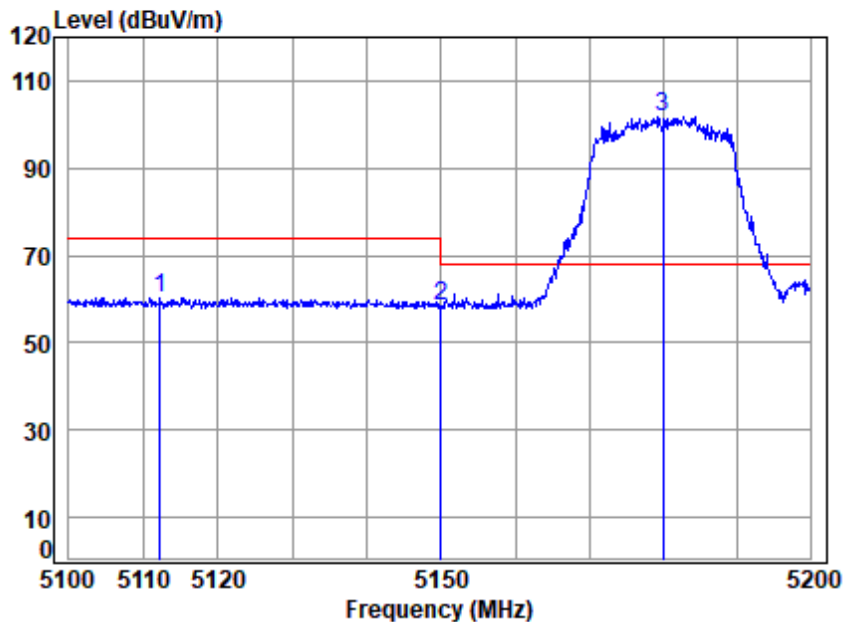
Remark 1: Level= Read Level+ Cable Loss+ Antenna Factor- Preamp Factor

Remark 2: For devices with multiple operating modes, measurements on the middle channel is used to determine the worst-case mode(s). Only the worst case mode with the widest bandwidth which can be covered the same channel (center frequency) on modes with narrower bandwidth that have the same or lower output power for each modulation family (e.g., OFDM and direct sequence spread spectrum) is recorded in the test report.

Remark 3: All modes and channels have been tested, only record the worst test result.



Test Mode: 26; Polarity: Horizontal; Modulation:802.11ax(Full RU0); Bandwidth:20MHz; Channel:Low

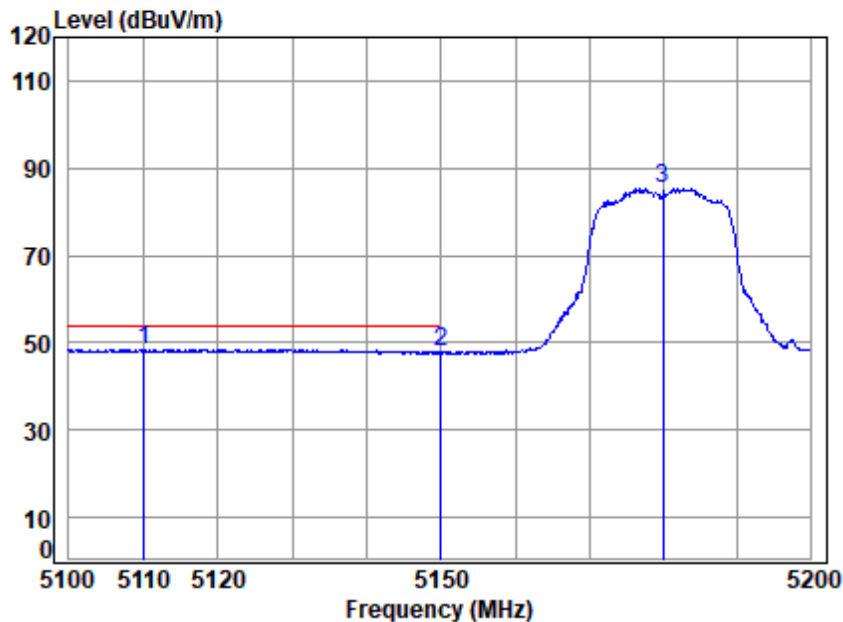


Site : chamber
Condition: 3m HORIZONTAL
Job No : 03367AT/03368AT
Mode : 5180 Band edge
: 5G WIFI 11AX20

		Cable	Ant	Preamp	Read		Limit	Over	
	Freq	Loss	Factor	Factor	Level	Level	Line	Limit	Remark
	MHz	dB	dB/m	dB	dBuV	dBuV/m	dBuV/m	dB	
1	5112.195	7.52	33.98	35.33	54.26	60.43	74.00	-13.57	peak
2	5149.980	7.55	33.90	35.31	52.39	58.53	74.00	-15.47	peak
3 q	5180.000	7.57	33.96	35.29	95.40	101.64	68.20	33.44	peak



Test Mode: 26; Polarity: Horizontal; Modulation:802.11ax(Full RU0); Bandwidth:20MHz; Channel:Low

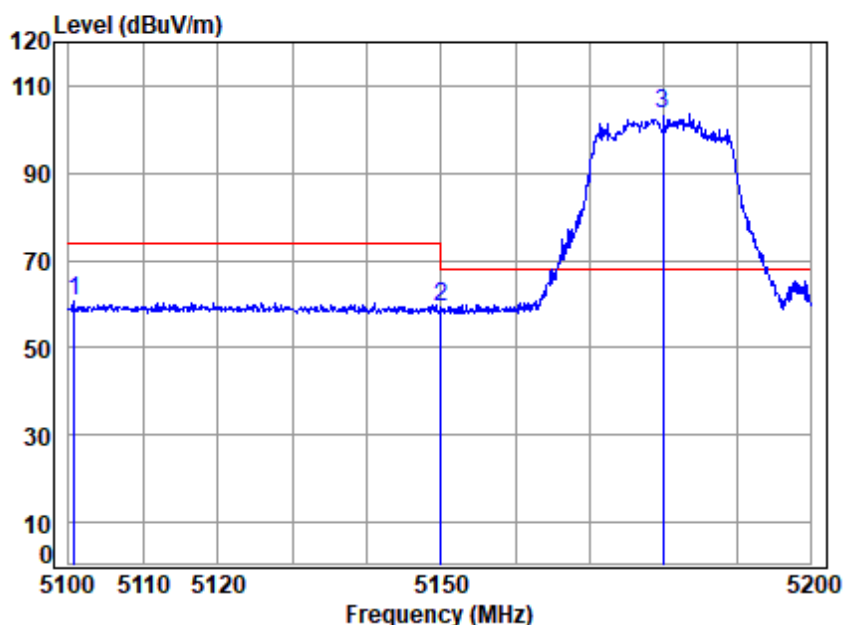


Site : chamber
Condition: 3m HORIZONTAL
Job No : 03367AT/03368AT
Mode : 5180 Band edge
: 5G WIFI 11AX20

		Cable	Ant	Preamp	Read	Limit	Over	
Freq		Loss	Factor	Factor	Level	Level	Line	Limit Remark
MHz		dB	dB/m	dB	dBuV	dBuV/m	dBuV/m	dB
1 q 5110.012		7.52	33.98	35.33	42.40	48.57	54.00	-5.43 Average
2 5149.980		7.55	33.90	35.31	41.85	47.99	54.00	-6.01 Average
3 5180.000		7.57	33.96	35.29	79.01	85.25	-----	----- Average



Test Mode: 26; Polarity: Vertical; Modulation:802.11ax(Full RU0); Bandwidth:20MHz; Channel:Low

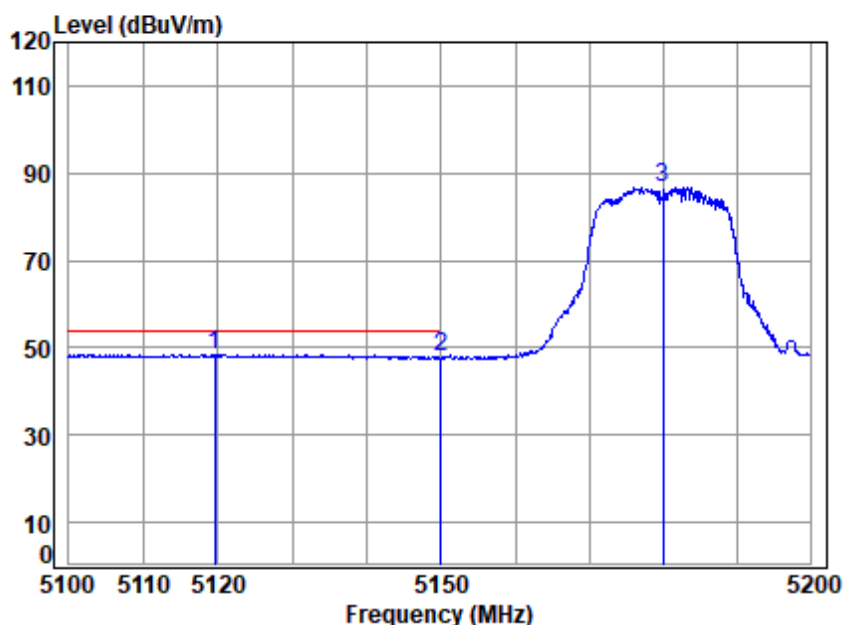


Site : chamber
Condition: 3m VERTICAL
Job No : 03367AT/03368AT
Mode : 5180 Band edge
: 5G WIFI 11AX20

		Cable	Ant	Preamp	Read		Limit	Over	
	Freq	Loss	Factor	Factor	Level	Level	Line	Limit	Remark
	MHz	dB	dB/m	dB	dBuV	dBuV/m	dBuV/m	dB	
1	5100.693	7.51	34.00	35.34	54.69	60.86	74.00	-13.14	Peak
2	5149.980	7.55	33.90	35.31	53.15	59.29	74.00	-14.71	Peak
3 q	5180.000	7.57	33.96	35.29	97.15	103.39	68.20	35.19	Peak



Test Mode: 26; Polarity: Vertical; Modulation:802.11ax(Full RU0); Bandwidth:20MHz; Channel:Low

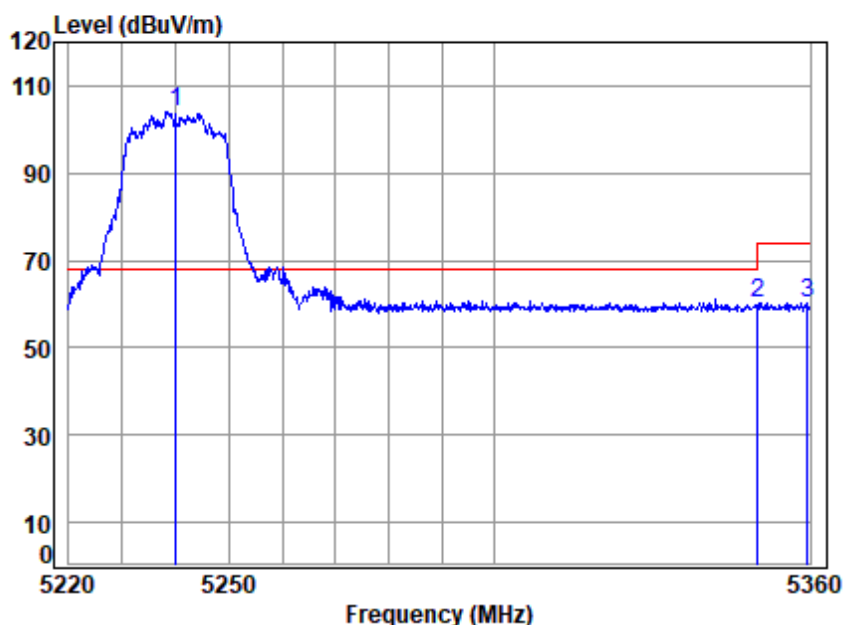


Site : chamber
Condition: 3m VERTICAL
Job No : 03367AT/03368AT
Mode : 5180 Band edge
: 5G WIFI 11AX20

		Cable	Ant	Preamp	Read	Limit	Over	
Freq	Loss	Factor	Factor	Level	Level	Line	Limit	Remark
MHz	dB	dB/m	dB	dBuV	dBuV/m	dBuV/m	dB	
1 q 5119.547	7.53	33.96	35.33	42.31	48.47	54.00	-5.53	Average
2 5149.980	7.55	33.90	35.31	41.76	47.90	54.00	-6.10	Average
3 5180.000	7.57	33.96	35.29	80.49	86.73	-----	-----	Average



Test Mode: 26; Polarity: Horizontal; Modulation:802.11ax(Full RU0); Bandwidth:20MHz; Channel:High



Site : chamber
Condition: 3m HORIZONTAL
Job No : 03367AT/03368AT
Mode : 5240 Band edge
: 5G WIFI 11AX20

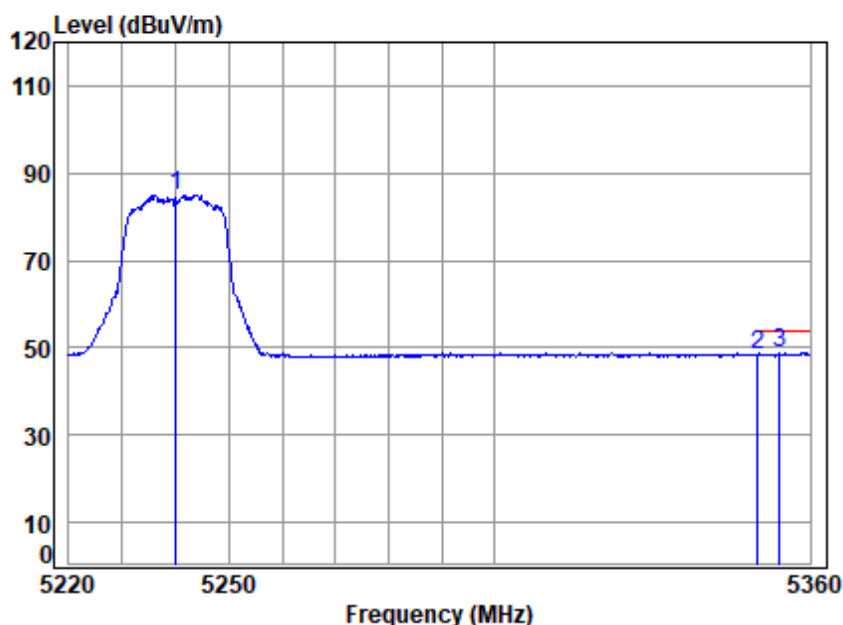
		Cable	Ant	Preamp	Read	Limit	Over	
Freq		Loss	Factor	Factor	Level	Level	Line	Limit Remark
MHz		dB	dB/m	dB	dBuV	dBuV/m	dBuV/m	dB
1 q 5240.000		7.62	34.08	35.26	97.50	103.94	68.20	35.74 peak
2 5350.020		7.70	34.40	35.21	53.28	60.17	74.00	-13.83 peak
3 5359.433		7.71	34.44	35.20	53.35	60.30	74.00	-13.70 peak



Unless otherwise agreed in writing, this document is issued by the Company subject to its General Conditions of Service printed overleaf, available on request or accessible at <https://www.sgs.com/en/Terms-and-Conditions>. Attention is drawn to the limitation of liability, indemnification and jurisdiction issues defined therein. Any holder of this document is advised that information contained hereon reflects the Company's findings at the time of its intervention only and within the limits of Client's instructions, if any. The Company's sole responsibility is to its Client and this document does not exonerate parties to a transaction from exercising all their rights and obligations under the transaction documents. This document cannot be reproduced except in full, without prior written approval of the Company. Any unauthorized alteration, forgery or falsification of the content or appearance of this document is unlawful and offenders may be prosecuted to the fullest extent of the law. Unless otherwise stated the results shown in this test report refer only to the sample(s) tested and such sample(s) are retained for 30 days only.

Attention: To check the authenticity of testing /inspection report & certificate, please contact us at telephone: (86-755) 8307 1443, or email: CN.Doccheck@sgs.com
No.1 Workshop, M-10, Middle Section, Science & Technology Park, Nanshan District, Shenzhen, Guangdong, China 518057 t (86-755) 26012053 f (86-755) 26710594 www.sgsgroup.com.cn
中国·广东·深圳市南山区科技园中区M-10栋1号厂房 邮编: 518057 t (86-755) 26012053 f (86-755) 26710594 sgs.china@sgs.com

Test Mode: 26; Polarity: Horizontal; Modulation:802.11ax(Full RU0); Bandwidth:20MHz; Channel:High

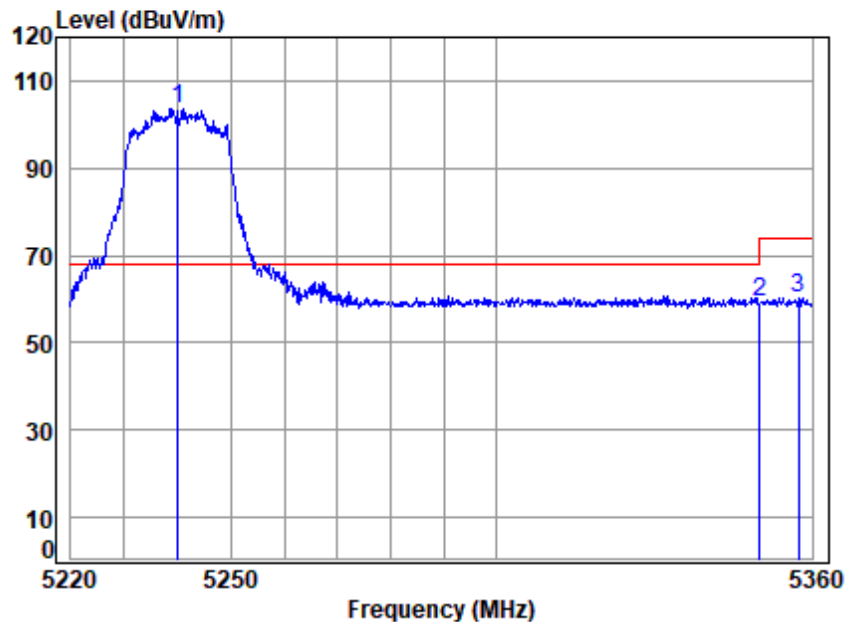


Site : chamber
Condition: 3m HORIZONTAL
Job No : 03367AT/03368AT
Mode : 5240 Band edge
: 5G WIFI 11AX20

		Cable	Ant	Preamp	Read	Limit	Over	
Freq		Loss	Factor	Factor	Level	Level	Line	Limit Remark
MHz		dB	dB/m	dB	dBuV	dBuV/m	dBuV/m	dB
1	5240.000	7.62	34.08	35.26	78.61	85.05	-----	----- Average
2	5350.020	7.70	34.40	35.21	41.68	48.57	54.00	-5.43 Average
3 q	5354.187	7.71	34.42	35.21	41.79	48.71	54.00	-5.29 Average



Test Mode: 26; Polarity: Vertical; Modulation:802.11ax(Full RU0); Bandwidth:20MHz; Channel:High

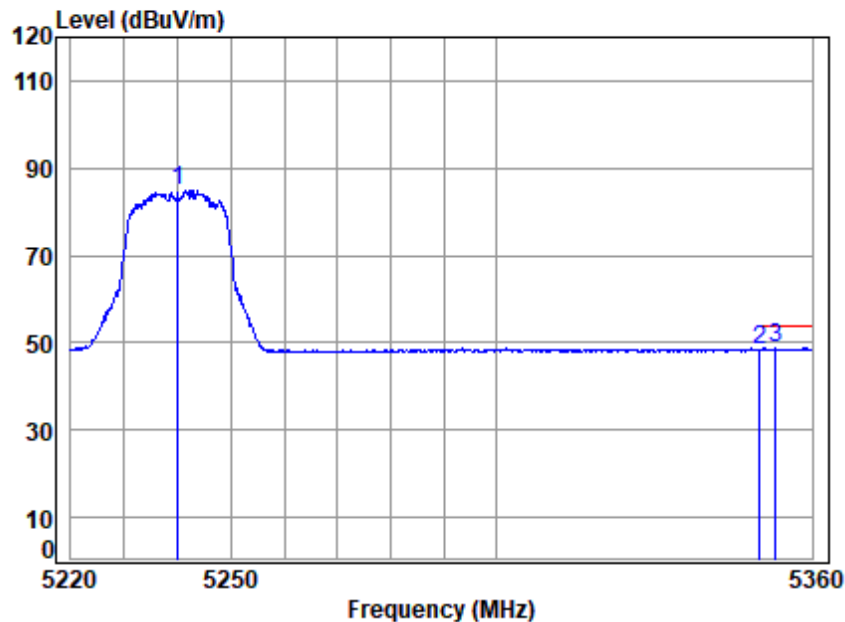


Site : chamber
Condition: 3m VERTICAL
Job No : 03367AT/03368AT
Mode : 5240 Band edge
: 5G WIFI 11AX20

		Cable	Ant	Preamp	Read	Limit	Over	
	Freq	Loss	Factor	Factor	Level	Level	Line	Limit Remark
	MHz	dB	dB/m	dB	dBuV	dBuV/m	dBuV/m	dB
1 q	5240.000	7.62	34.08	35.26	97.12	103.56	68.20	35.36 Peak
2	5350.020	7.70	34.40	35.21	52.49	59.38	74.00	-14.62 Peak
3	5357.447	7.71	34.43	35.20	53.33	60.27	74.00	-13.73 Peak



Test Mode: 26; Polarity: Vertical; Modulation:802.11ax(Full RU0); Bandwidth:20MHz; Channel:High

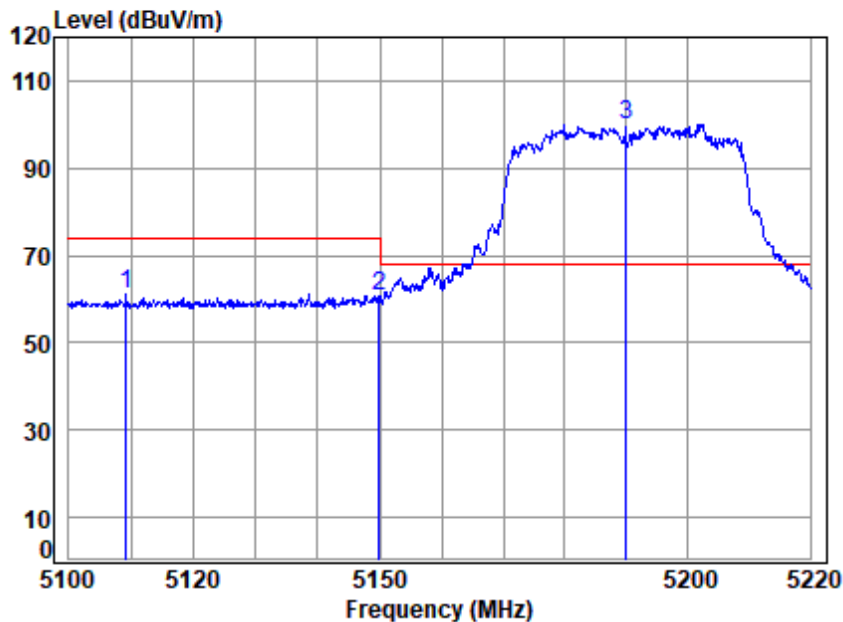


Site : chamber
Condition: 3m VERTICAL
Job No : 03367AT/03368AT
Mode : 5240 Band edge
: 5G WIFI 11AX20

		Cable	Ant	Preamp	Read	Limit	Over	
	Freq	Loss	Factor	Factor	Level	Level	Line	Limit Remark
	MHz	dB	dB/m	dB	dBuV	dBuV/m	dBuV/m	dB
1	5240.000	7.62	34.08	35.26	78.46	84.90	-----	----- Average
2	5350.020	7.70	34.40	35.21	41.69	48.58	54.00	-5.42 Average
3 q	5353.053	7.71	34.41	35.21	41.88	48.79	54.00	-5.21 Average



Test Mode: 26; Polarity: Horizontal; Modulation:802.11ax(Full RU0); Bandwidth:40MHz; Channel:Low

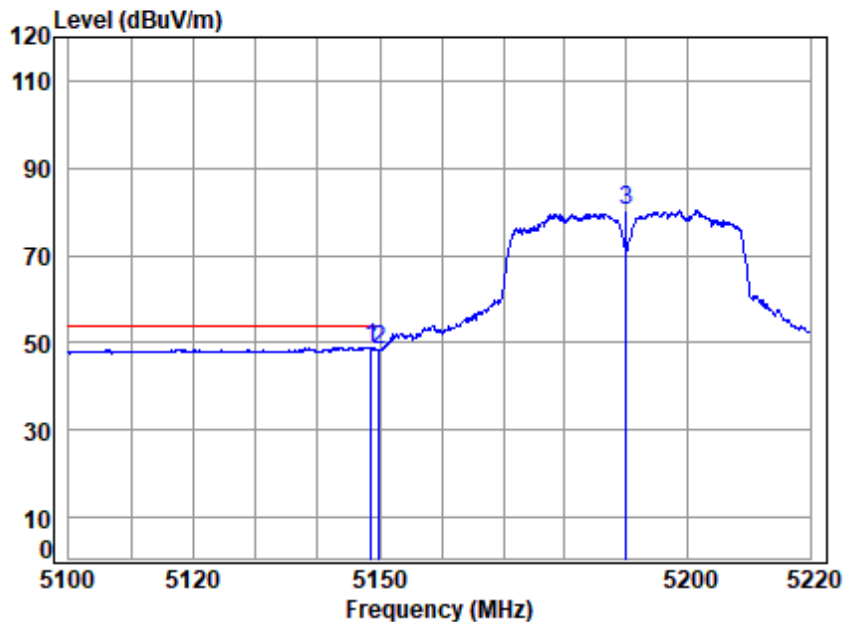


Site : chamber
Condition: 3m HORIZONTAL
Job No : 03367AT/03368AT
Mode : 5190 Band edge
: 5G WIFI 11AX40

		Cable	Ant	Preamp	Read	Limit	Over	
	Freq	Loss	Factor	Factor	Level	Line	Limit	Remark
	MHz	dB	dB/m	dB	dBuV	dBuV/m	dBuV/m	dB
1	5109.260	7.52	33.98	35.33	54.77	60.94	74.00	-13.06 peak
2	5149.980	7.55	33.90	35.31	54.50	60.64	74.00	-13.36 peak
3 q	5190.000	7.58	33.98	35.29	93.87	100.14	68.20	31.94 peak



Test Mode: 26; Polarity: Horizontal; Modulation:802.11ax(Full RU0); Bandwidth:40MHz; Channel:Low

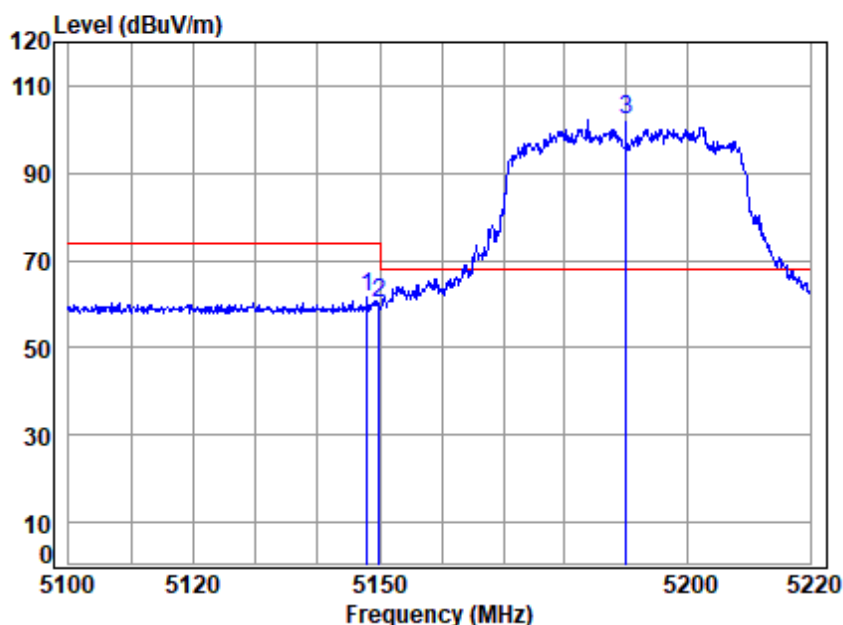


Site : chamber
Condition: 3m HORIZONTAL
Job No : 03367AT/03368AT
Mode : 5190 Band edge
: 5G WIFI 11AX40

		Cable	Ant	Preamp	Read	Limit	Over	
Freq		Loss	Factor	Factor	Level	Line	Limit	Remark
MHz		dB	dB/m	dB	dBuV	dBuV/m	dBuV/m	dB
1 q 5148.623		7.55	33.90	35.31	42.87	49.01	54.00	-4.99 Average
2 5149.980		7.55	33.90	35.31	42.37	48.51	54.00	-5.49 Average
3 5190.000		7.58	33.98	35.29	73.85	80.12	-----	----- Average



Test Mode: 26; Polarity: Vertical; Modulation:802.11ax(Full RU0); Bandwidth:40MHz; Channel:Low

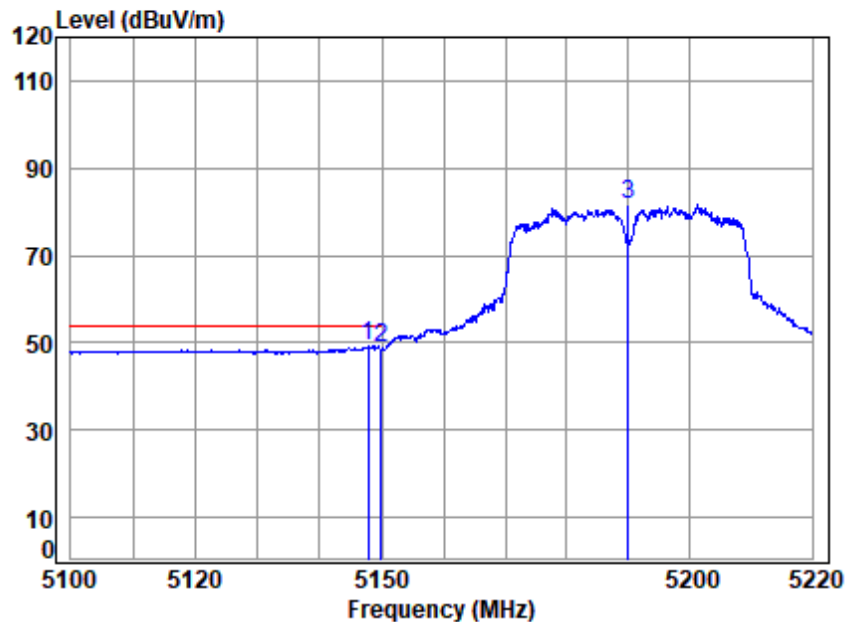


Site : chamber
Condition: 3m VERTICAL
Job No : 03367AT/03368AT
Mode : 5190 Band edge
: 5G WIFI 11AX40

		Cable	Ant	Preamp	Read	Limit	Over	
Freq	Loss	Factor	Factor	Level	Level	Line	Limit	Remark
MHz	dB	dB/m	dB	dBuV	dBuV/m	dBuV/m	dB	
1	5148.024	7.55	33.90	35.31	55.62	61.76	74.00	-12.24 Peak
2	5149.980	7.55	33.90	35.31	53.97	60.11	74.00	-13.89 Peak
3 q	5190.000	7.58	33.98	35.29	95.90	102.17	68.20	33.97 Peak



Test Mode: 26; Polarity: Vertical; Modulation:802.11ax(Full RU0); Bandwidth:40MHz; Channel:Low

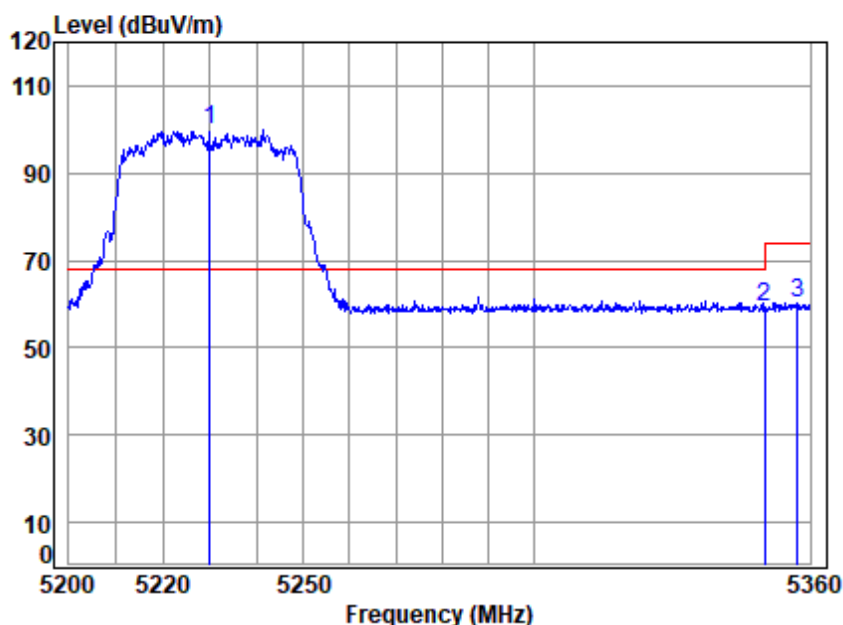


Site : chamber
Condition: 3m VERTICAL
Job No : 03367AT/03368AT
Mode : 5190 Band edge
: 5G WIFI 11AX40

		Cable	Ant	Preamp	Read	Limit	Over	
	Freq	Loss	Factor	Factor	Level	Level	Line	Limit Remark
	MHz	dB	dB/m	dB	dBuV	dBuV/m	dBuV/m	dB
1 q	5147.785	7.55	33.90	35.31	42.97	49.11	54.00	-4.89 Average
2	5149.980	7.55	33.90	35.31	42.57	48.71	54.00	-5.29 Average
3	5190.000	7.58	33.98	35.29	75.18	81.45	-----	----- Average



Test Mode: 26; Polarity: Horizontal; Modulation:802.11ax(Full RU0); Bandwidth:40MHz; Channel:High

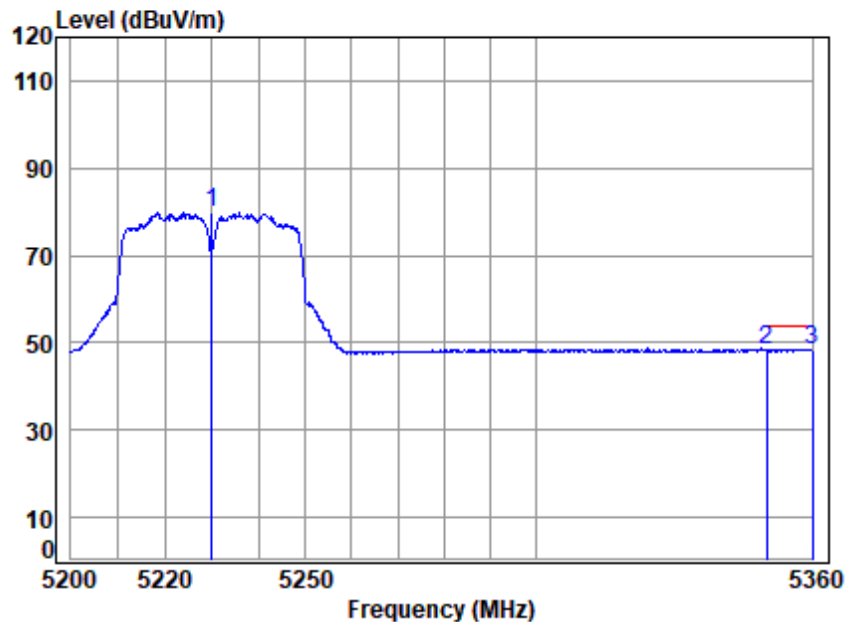


Site : chamber
Condition: 3m HORIZONTAL
Job No : 03367AT/03368AT
Mode : 5230 Band edge
: 5G WIFI 11AX40

		Cable	Ant	Preamp	Read		Limit	Over	
Freq		Loss	Factor	Factor	Level	Level	Line	Limit	Remark
MHz		dB	dB/m	dB	dBuV	dBuV/m	dBuV/m	dB	
1 q 5230.000		7.61	34.06	35.27	93.65	100.05	68.20	31.85	peak
2 5350.020		7.70	34.40	35.21	52.34	59.23	74.00	-14.77	peak
3 5357.239		7.71	34.43	35.20	53.34	60.28	74.00	-13.72	peak



Test Mode: 26; Polarity: Horizontal; Modulation:802.11ax(Full RU0); Bandwidth:40MHz; Channel:High

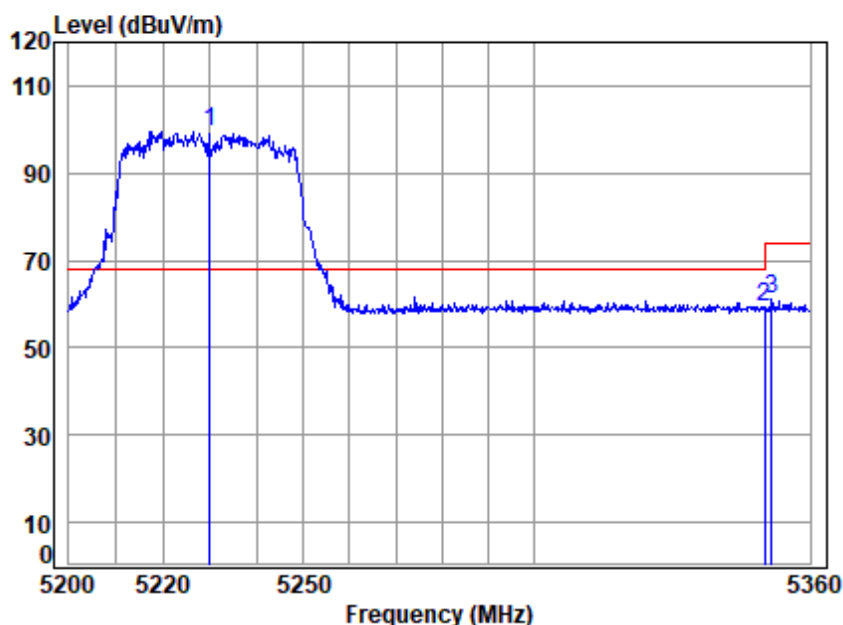


Site : chamber
Condition: 3m HORIZONTAL
Job No : 03367AT/03368AT
Mode : 5230 Band edge
: 5G WIFI 11AX40

		Cable	Ant	Preamp	Read	Limit	Over	
	Freq	Loss	Factor	Factor	Level	Level	Line	Limit Remark
	MHz	dB	dB/m	dB	dBuV	dBuV/m	dBuV/m	dB
1	5230.000	7.61	34.06	35.27	73.40	79.80	-----	----- Average
2	5350.020	7.70	34.40	35.21	41.42	48.31	54.00	-5.69 Average
3 q	5360.000	7.71	34.44	35.20	41.63	48.58	54.00	-5.42 Average



Test Mode: 26; Polarity: Vertical; Modulation:802.11ax(Full RU0); Bandwidth:40MHz; Channel:High

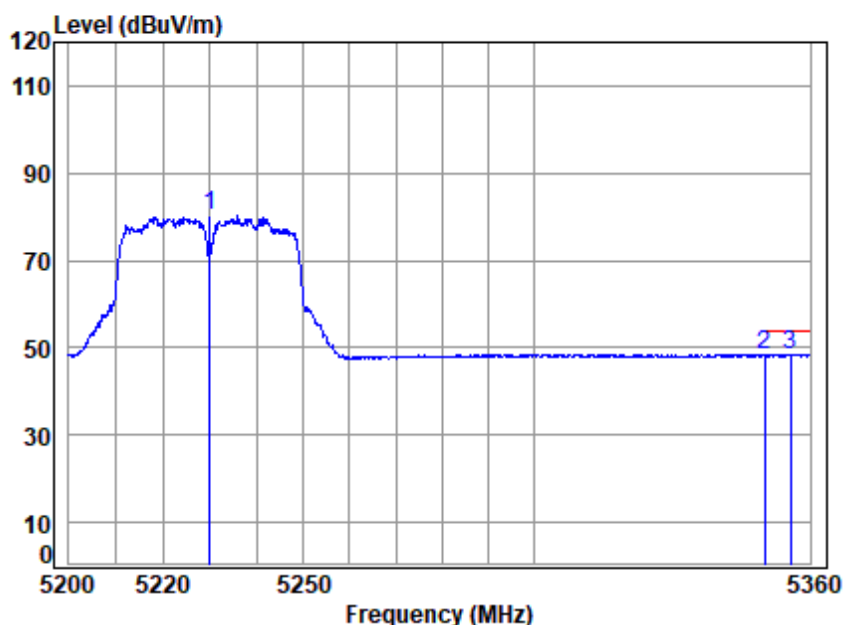


Site : chamber
Condition: 3m VERTICAL
Job No : 03367AT/03368AT
Mode : 5230 Band edge
: 5G WIFI 11AX40

		Cable	Ant	Preamp	Read	Limit	Over	
	Freq	Loss	Factor	Factor	Level	Level	Line	Limit Remark
	MHz	dB	dB/m	dB	dBuV	dBuV/m	dBuV/m	dB
1 q	5230.000	7.61	34.06	35.27	93.24	99.64	68.20	31.44 Peak
2	5350.020	7.70	34.40	35.21	52.58	59.47	74.00	-14.53 Peak
3	5351.560	7.71	34.41	35.21	54.02	60.93	74.00	-13.07 Peak



Test Mode: 26; Polarity: Vertical; Modulation:802.11ax(Full RU0); Bandwidth:40MHz; Channel:High

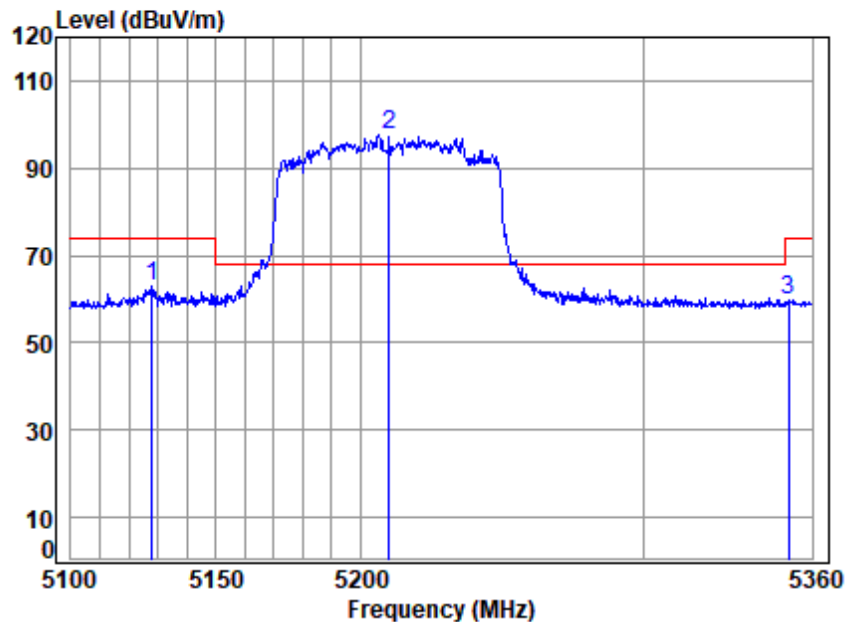


Site : chamber
Condition: 3m VERTICAL
Job No : 03367AT/03368AT
Mode : 5230 Band edge
: 5G WIFI 11AX40

		Cable	Ant	Preamp	Read	Limit	Over	
	Freq	Loss	Factor	Factor	Level	Level	Line	Limit Remark
	MHz	dB	dB/m	dB	dBuV	dBuV/m	dBuV/m	dB
1	5230.000	7.61	34.06	35.27	74.00	80.40	-----	----- Average
2	5350.020	7.70	34.40	35.21	41.34	48.23	54.00	-5.77 Average
3 q	5355.778	7.71	34.42	35.21	41.52	48.44	54.00	-5.56 Average



Test Mode: 26; Polarity: Horizontal; Modulation:802.11ax(Full RU0); Bandwidth:80MHz; Channel:middle

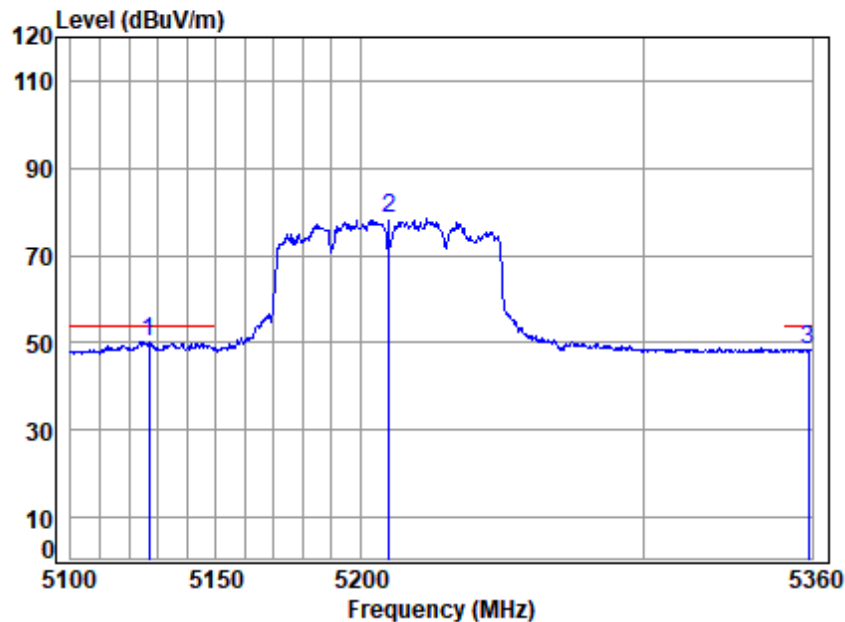


Site : chamber
Condition: 3m HORIZONTAL
Job No : 03367AT/03368AT
Mode : 5210 Band edge
: 5G WIFI 11AX80

		Cable	Ant	Preamp	Read		Limit	Over	
	Freq	Loss	Factor	Factor	Level	Level	Line	Limit	Remark
	MHz	dB	dB/m	dB	dBuV	dBuV/m	dBuV/m	dB	
1	5127.716	7.53	33.94	35.32	56.77	62.92	74.00	-11.08	peak
2 q	5210.000	7.60	34.02	35.28	91.52	97.86	68.20	29.66	peak
3	5351.478	7.71	34.41	35.21	53.07	59.98	74.00	-14.02	peak



Test Mode: 26; Polarity: Horizontal; Modulation:802.11ax(Full RU0); Bandwidth:80MHz; Channel:middle

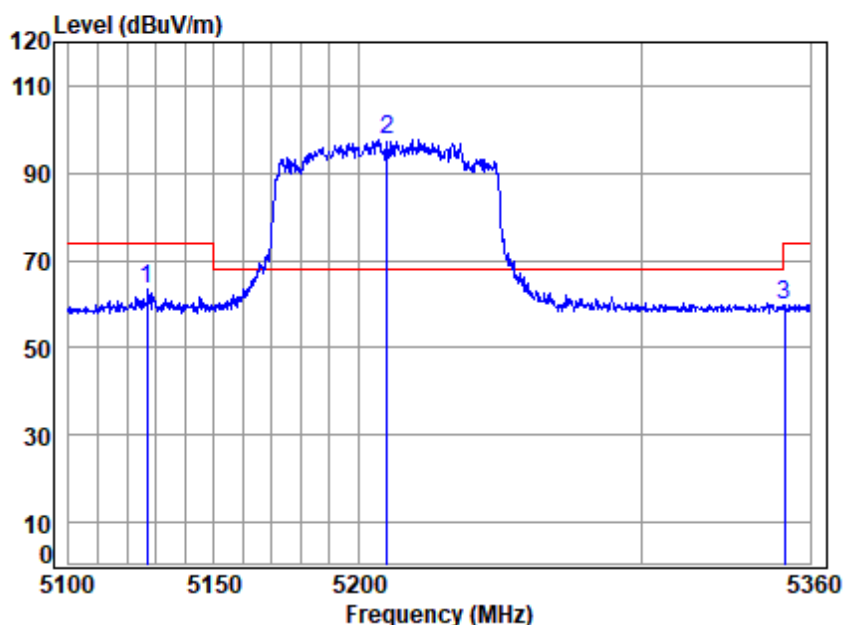


Site : chamber
Condition: 3m HORIZONTAL
Job No : 03367AT/03368AT
Mode : 5210 Band edge
: 5G WIFI 11AX80

		Cable	Ant	Preamp	Read	Limit	Over	
Freq		Loss	Factor	Factor	Level	Line	Limit	Remark
MHz		dB	dB/m	dB	dBuV	dBuV/m	dBuV/m	dB
1 q 5126.952		7.53	33.95	35.32	44.15	50.31	54.00	-3.69 Average
2 5210.000		7.60	34.02	35.28	71.95	78.29	-----	----- Average
3 5358.667		7.71	34.43	35.20	41.61	48.55	54.00	-5.45 Average



Test Mode: 26; Polarity: Vertical; Modulation:802.11ax(Full RU0); Bandwidth:80MHz; Channel:middle

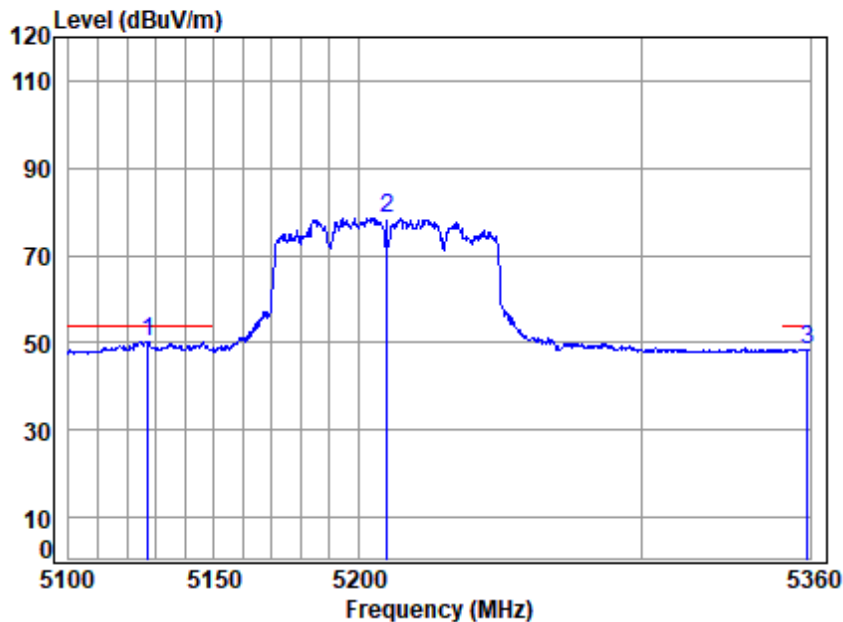


Site : chamber
Condition: 3m VERTICAL
Job No : 03367AT/03368AT
Mode : 5210 Band edge
: 5G WIFI 11AX80

		Cable	Ant	Preamp	Read		Limit	Over	
	Freq	Loss	Factor	Factor	Level	Level	Line	Limit	Remark
	MHz	dB	dB/m	dB	dBuV	dBuV/m	dBuV/m	dB	
1	5126.952	7.53	33.95	35.32	57.11	63.27	74.00	-10.73	Peak
2 q	5210.000	7.60	34.02	35.28	91.46	97.80	68.20	29.60	Peak
3	5350.946	7.71	34.40	35.21	53.03	59.93	74.00	-14.07	Peak



Test Mode: 26; Polarity: Vertical; Modulation:802.11ax(Full RU0); Bandwidth:80MHz; Channel:middle



Site : chamber
Condition: 3m VERTICAL
Job No : 03367AT/03368AT
Mode : 5210 Band edge
: 5G WIFI 11AX80

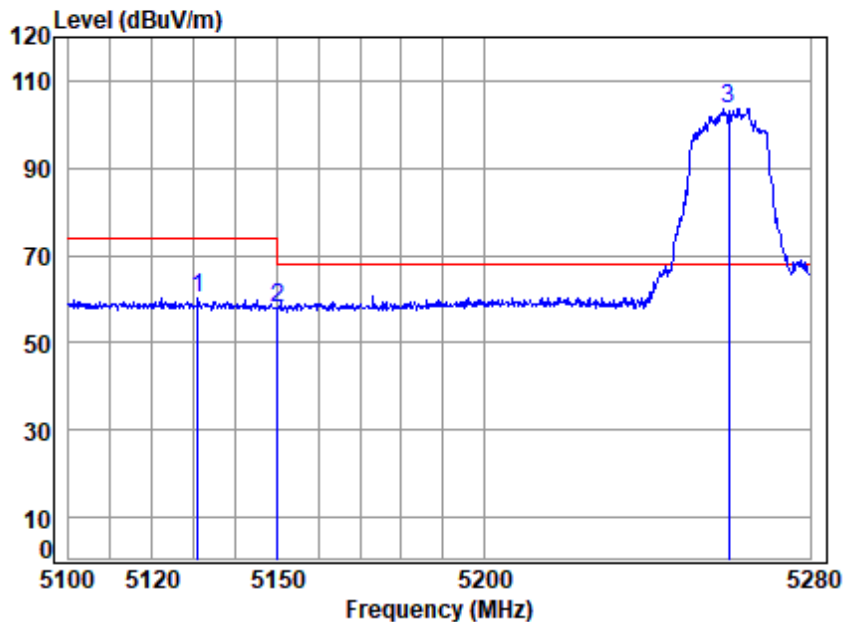
		Cable	Ant	Preamp	Read	Limit	Over	
Freq		Loss	Factor	Factor	Level	Level	Line	Limit Remark
MHz		dB	dB/m	dB	dBuV	dBuV/m	dBuV/m	dB
1 q 5127.207		7.53	33.95	35.32	44.16	50.32	54.00	-3.68 Average
2 5210.000		7.60	34.02	35.28	72.26	78.60	-----	----- Average
3 5358.934		7.71	34.44	35.20	41.46	48.41	54.00	-5.59 Average



Unless otherwise agreed in writing, this document is issued by the Company subject to its General Conditions of Service printed overleaf, available on request or accessible at <https://www.sgs.com/en/Terms-and-Conditions>. Attention is drawn to the limitation of liability, indemnification and jurisdiction issues defined therein. Any holder of this document is advised that information contained hereon reflects the Company's findings at the time of its intervention only and within the limits of Client's instructions, if any. The Company's sole responsibility is to its Client and this document does not exonerate parties to a transaction from exercising all their rights and obligations under the transaction documents. This document cannot be reproduced except in full, without prior written approval of the Company. Any unauthorized alteration, forgery or falsification of the content or appearance of this document is unlawful and offenders may be prosecuted to the fullest extent of the law. Unless otherwise stated the results shown in this test report refer only to the sample(s) tested and such sample(s) are retained for 30 days only.

Attention: To check the authenticity of testing / inspection report & certificate, please contact us at telephone: (86-755) 8307 1443, or email: CN.Doccheck@sgs.com
No.1 Workshop, M-10, Middle Section, Science & Technology Park, Nanshan District, Shenzhen, Guangdong, China 518057 t (86-755) 26012053 f (86-755) 26710594 www.sgs.com.cn
中国·广东·深圳市南山区科技园中区M-10栋1号厂房 邮编: 518057 t (86-755) 26012053 f (86-755) 26710594 sgs.china@sgs.com

Test Mode: 27; Polarity: Horizontal; Modulation:802.11ax(Full RU0); Bandwidth:20MHz; Channel:Low

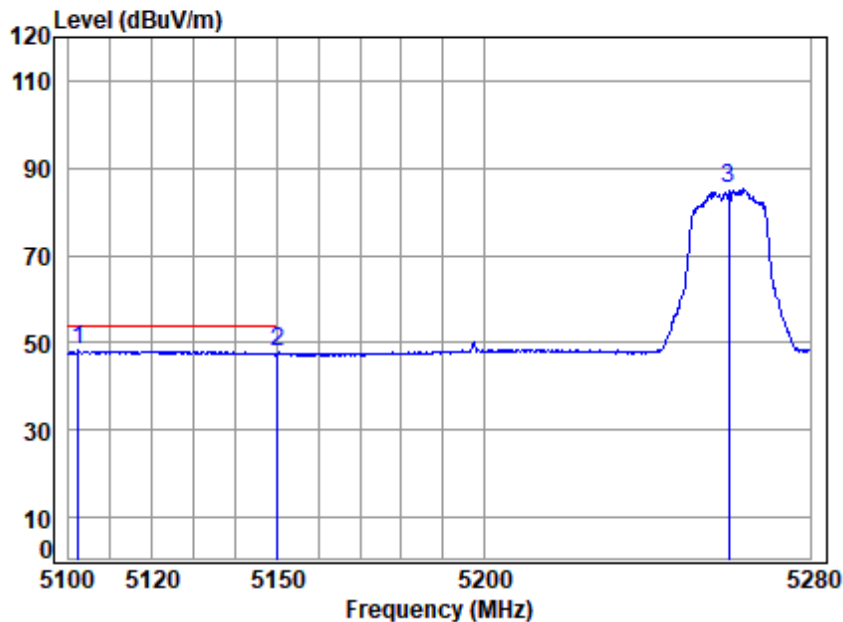


Site : chamber
Condition: 3m HORIZONTAL
Job No : 03367AT/03368AT
Mode : 5260 Band edge
: 5G WIFI 11AX20

		Cable	Ant	Preamp	Read		Limit	Over	
Freq		Loss	Factor	Factor	Level	Level	Line	Limit	Remark
MHz		dB	dB/m	dB	dBuV	dBuV/m	dBuV/m	dB	
1	5130.873	7.53	33.94	35.32	54.04	60.19	74.00	-13.81	peak
2	5149.980	7.55	33.90	35.31	51.81	57.95	74.00	-16.05	peak
3 q	5260.000	7.64	34.12	35.25	97.25	103.76	68.20	35.56	peak



Test Mode: 27; Polarity: Horizontal; Modulation:802.11ax(Full RU0); Bandwidth:20MHz; Channel:Low

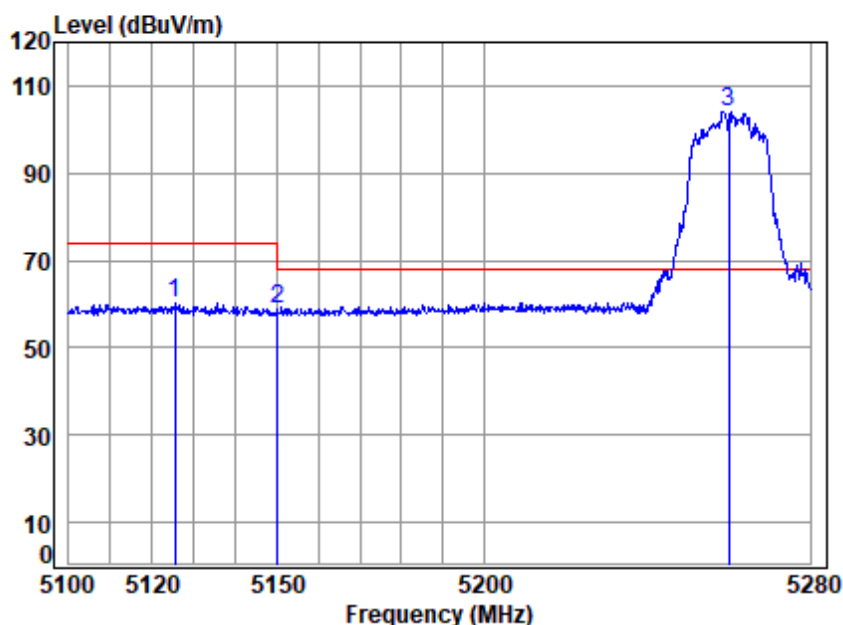


Site : chamber
 Condition: 3m HORIZONTAL
 Job No : 03367AT/03368AT
 Mode : 5260 Band edge
 : 5G WIFI 11AX20

		Cable	Ant	Preamp	Read		Limit	Over	
	Freq	Loss	Factor	Factor	Level	Level	Line	Limit	Remark
	MHz	dB	dB/m	dB	dBuV	dBuV/m	dBuV/m	dB	
1 q	5102.300	7.51	34.00	35.34	42.11	48.28	54.00	-5.72	Average
2	5149.980	7.55	33.90	35.31	41.96	48.10	54.00	-5.90	Average
3	5260.000	7.64	34.12	35.25	78.77	85.28	-----	-----	Average



Test Mode: 27; Polarity: Vertical; Modulation:802.11ax(Full RU0); Bandwidth:20MHz; Channel:Low



Site : chamber
Condition: 3m VERTICAL
Job No : 03367AT/03368AT
Mode : 5260 Band edge
: 5G WIFI 11AX20

		Cable	Ant	Preamp	Read		Limit	Over	
	Freq	Loss	Factor	Factor	Level	Level	Line	Limit	Remark
	MHz	dB	dB/m	dB	dBuV	dBuV/m	dBuV/m	dB	
1	5125.359	7.53	33.95	35.32	54.07	60.23	74.00	-13.77	Peak
2	5149.980	7.55	33.90	35.31	52.77	58.91	74.00	-15.09	Peak
3 q	5260.000	7.64	34.12	35.25	97.66	104.17	68.20	35.97	Peak

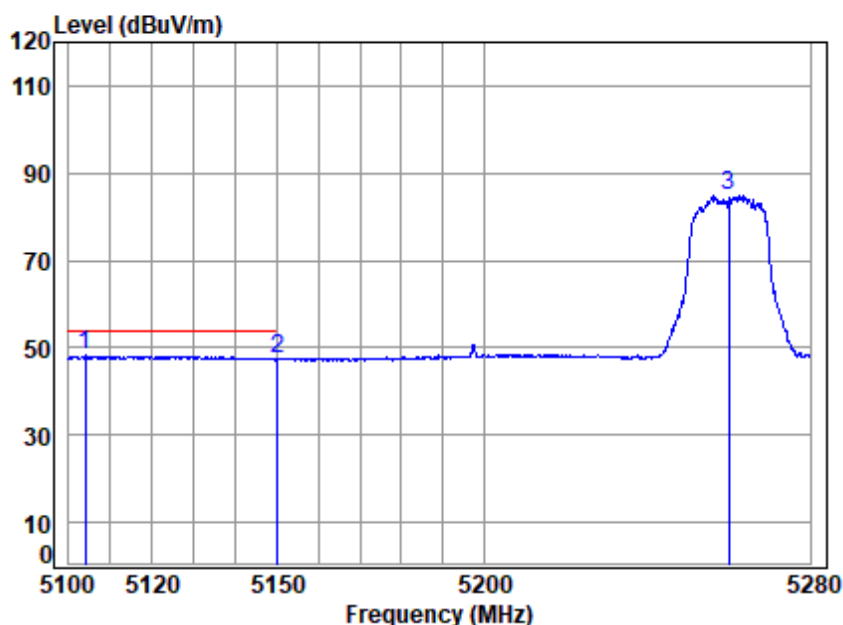


Unless otherwise agreed in writing, this document is issued by the Company subject to its General Conditions of Service printed overleaf, available on request or accessible at <https://www.sgs.com/en/Terms-and-Conditions>. Attention is drawn to the limitation of liability, indemnification and jurisdiction issues defined therein. Any holder of this document is advised that information contained hereon reflects the Company's findings at the time of its intervention only and within the limits of Client's instructions, if any. The Company's sole responsibility is to its Client and this document does not exonerate parties to a transaction from exercising all their rights and obligations under the transaction documents. This document cannot be reproduced except in full, without prior written approval of the Company. Any unauthorized alteration, forgery or falsification of the content or appearance of this document is unlawful and offenders may be prosecuted to the fullest extent of the law. Unless otherwise stated the results shown in this test report refer only to the sample(s) tested and such sample(s) are retained for 30 days only.

Attention: To check the authenticity of testing /inspection report & certificate, please contact us at telephone: (86-755) 8307 1443, or email: CN.Doccheck@sgs.com

No.1 Workshop, M-10, Middle Section, Science & Technology Park, Nanshan District, Shenzhen, Guangdong, China 518057 t (86-755) 26012053 f (86-755) 26710594 www.sgsgroup.com.cn
中国·广东·深圳市南山区科技园中区M-10栋1号厂房 邮编: 518057 t (86-755) 26012053 f (86-755) 26710594 sgs.china@sgs.com

Test Mode: 27; Polarity: Vertical; Modulation:802.11ax(Full RU0); Bandwidth:20MHz; Channel:Low

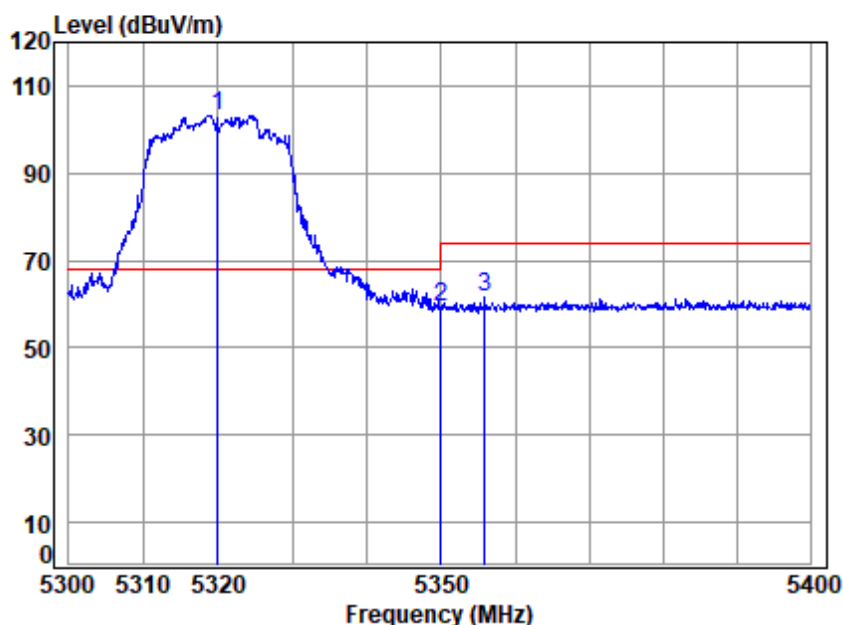


Site : chamber
 Condition: 3m VERTICAL
 Job No : 03367AT/03368AT
 Mode : 5260 Band edge
 : 5G WIFI 11AX20

		Cable	Ant	Preamp	Read	Limit	Over	
Freq	Loss	Factor	Factor	Level	Level	Line	Limit	Remark
MHz	dB	dB/m	dB	dBuV	dBuV/m	dBuV/m	dB	
1 q 5103.893	7.51	33.99	35.33	42.14	48.31	54.00	-5.69	Average
2 5149.980	7.55	33.90	35.31	41.46	47.60	54.00	-6.40	Average
3 5260.000	7.64	34.12	35.25	78.45	84.96	-----	-----	Average



Test Mode: 27; Polarity: Horizontal; Modulation:802.11ax(Full RU0); Bandwidth:20MHz; Channel:High



Site : chamber
Condition: 3m HORIZONTAL
Job No : 03367AT/03368AT
Mode : 5320 Band edge
: 5G WIFI 11AX20

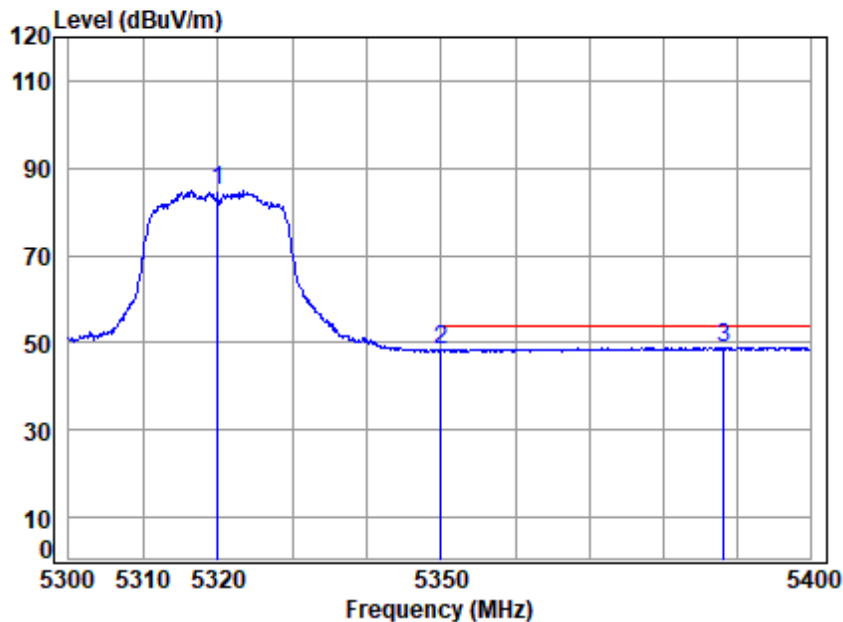
		Cable	Ant	Preamp	Read	Limit	Over	
Freq	Loss	Factor	Factor	Level	Level	Line	Limit	Remark
MHz	dB	dB/m	dB	dBuV	dBuV/m	dBuV/m	dB	
1 q 5320.000	7.68	34.28	35.22	96.54	103.28	68.20	35.08	peak
2 5350.020	7.70	34.40	35.21	52.57	59.46	74.00	-14.54	peak
3 5355.870	7.71	34.42	35.21	54.60	61.52	74.00	-12.48	peak



Unless otherwise agreed in writing, this document is issued by the Company subject to its General Conditions of Service printed overleaf, available on request or accessible at <https://www.sgs.com/en/Terms-and-Conditions>. Attention is drawn to the limitation of liability, indemnification and jurisdiction issues defined therein. Any holder of this document is advised that information contained hereon reflects the Company's findings at the time of its intervention only and within the limits of Client's instructions, if any. The Company's sole responsibility is to its Client and this document does not exonerate parties to a transaction from exercising all their rights and obligations under the transaction documents. This document cannot be reproduced except in full, without prior written approval of the Company. Any unauthorized alteration, forgery or falsification of the content or appearance of this document is unlawful and offenders may be prosecuted to the fullest extent of the law. Unless otherwise stated the results shown in this test report refer only to the sample(s) tested and such sample(s) are retained for 30 days only.

Attention: To check the authenticity of testing /inspection report & certificate, please contact us at telephone: (86-755) 8307 1443, or email: CN.Doccheck@sgs.com
No.1 Workshop, M-10, Middle Section, Science & Technology Park, Nanshan District, Shenzhen, Guangdong, China 518057 t (86-755) 26012053 f (86-755) 26710594 www.sgsgroup.com.cn
中国·广东·深圳市南山区科技园中区M-10栋1号厂房 邮编: 518057 t (86-755) 26012053 f (86-755) 26710594 sgs.china@sgs.com

Test Mode: 27; Polarity: Horizontal; Modulation:802.11ax(Full RU0); Bandwidth:20MHz; Channel:High

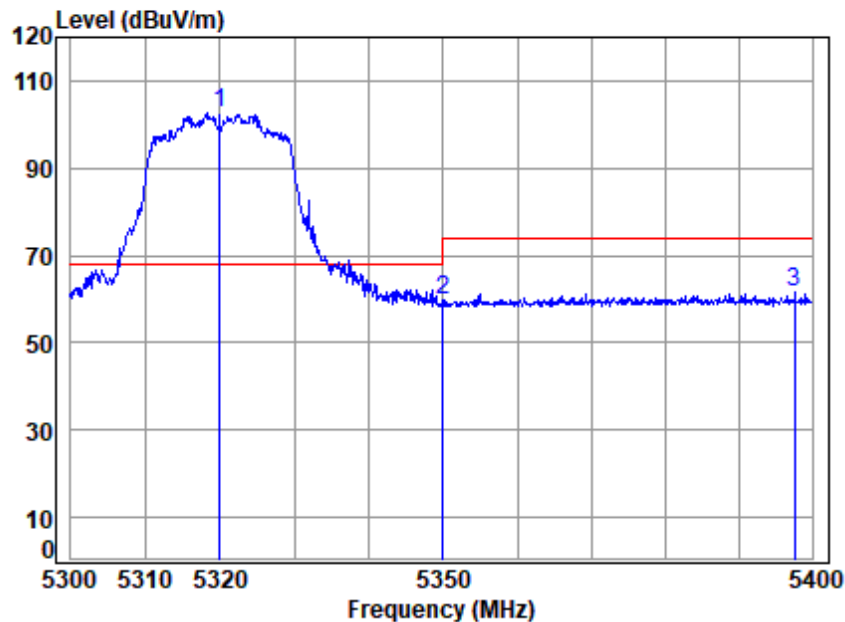


Site : chamber
Condition: 3m HORIZONTAL
Job No : 03367AT/03368AT
Mode : 5320 Band edge
: 5G WIFI 11AX20

		Cable	Ant	Preamp	Read	Limit	Over	
	Freq	Loss	Factor	Factor	Level	Level	Line	Limit Remark
	MHz	dB	dB/m	dB	dBuV	dBuV/m	dBuV/m	dB
1	5320.000	7.68	34.28	35.22	77.94	84.68	-----	----- Average
2	5350.020	7.70	34.40	35.21	41.52	48.41	54.00	-5.59 Average
3 q	5388.203	7.73	34.55	35.19	41.96	49.05	54.00	-4.95 Average



Test Mode: 27; Polarity: Vertical; Modulation:802.11ax(Full RU0); Bandwidth:20MHz; Channel:High



Site : chamber
Condition: 3m VERTICAL
Job No : 03367AT/03368AT
Mode : 5320 Band edge
: 5G WIFI 11AX20

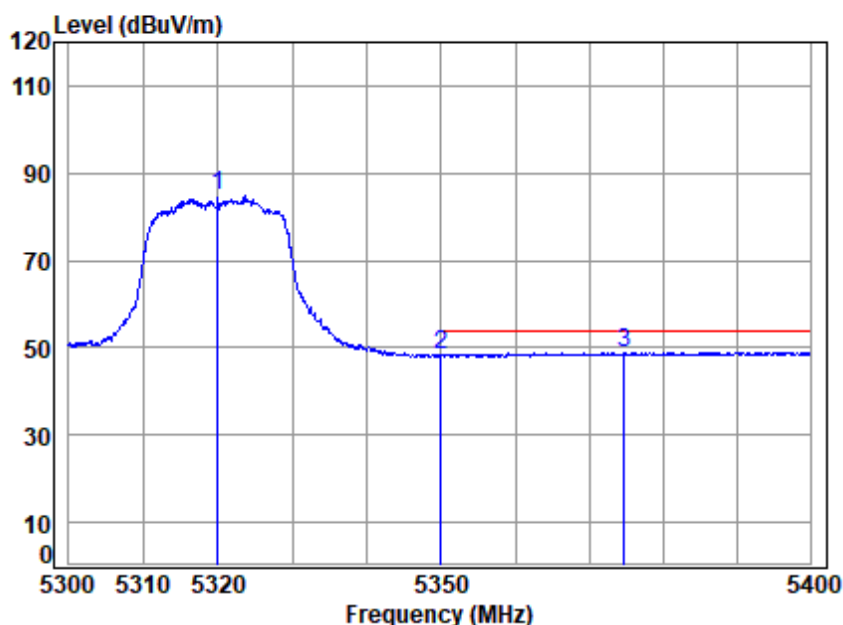
		Cable	Ant	Preamp	Read	Limit	Over	
Freq		Loss	Factor	Factor	Level	Level	Line	Limit Remark
MHz		dB	dB/m	dB	dBuV	dBuV/m	dBuV/m	dB
1 q 5320.000		7.68	34.28	35.22	96.06	102.80	68.20	34.60 Peak
2 5350.020		7.70	34.40	35.21	53.11	60.00	74.00	-14.00 Peak
3 5397.679		7.74	34.59	35.18	54.57	61.72	74.00	-12.28 Peak



Unless otherwise agreed in writing, this document is issued by the Company subject to its General Conditions of Service printed overleaf, available on request or accessible at <https://www.sgs.com/en/Terms-and-Conditions>. Attention is drawn to the limitation of liability, indemnification and jurisdiction issues defined therein. Any holder of this document is advised that information contained hereon reflects the Company's findings at the time of its intervention only and within the limits of Client's instructions, if any. The Company's sole responsibility is to its Client and this document does not exonerate parties to a transaction from exercising all their rights and obligations under the transaction documents. This document cannot be reproduced except in full, without prior written approval of the Company. Any unauthorized alteration, forgery or falsification of the content or appearance of this document is unlawful and offenders may be prosecuted to the fullest extent of the law. Unless otherwise stated the results shown in this test report refer only to the sample(s) tested and such sample(s) are retained for 30 days only.

Attention: To check the authenticity of testing /inspection report & certificate, please contact us at telephone: (86-755) 8307 1443, or email: CN.Doccheck@sgs.com
No.1 Workshop, M-10, Middle Section, Science & Technology Park, Nanshan District, Shenzhen, Guangdong, China 518057 t (86-755) 26012053 f (86-755) 26710594 www.sgs.com.cn
中国·广东·深圳市南山区科技园中区M-10栋1号厂房 邮编: 518057 t (86-755) 26012053 f (86-755) 26710594 sgs.china@sgs.com

Test Mode: 27; Polarity: Vertical; Modulation:802.11ax(Full RU0); Bandwidth:20MHz; Channel:High

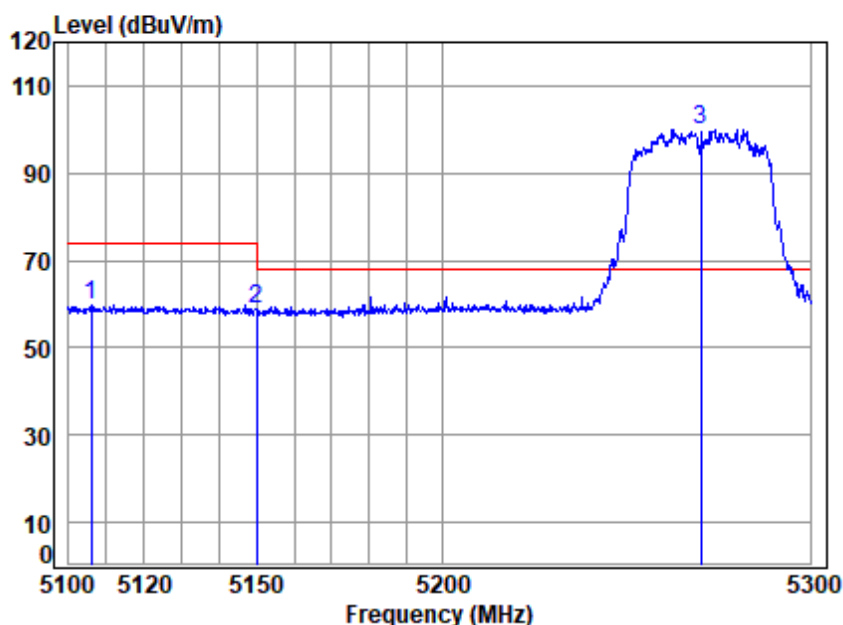


Site : chamber
Condition: 3m VERTICAL
Job No : 03367AT/03368AT
Mode : 5320 Band edge
: 5G WIFI 11AX20

		Cable	Ant	Preamp	Read	Limit	Over	
	Freq	Loss	Factor	Factor	Level	Level	Line	Limit Remark
	MHz	dB	dB/m	dB	dBuV	dBuV/m	dBuV/m	dB
1	5320.000	7.68	34.28	35.22	77.92	84.66	-----	----- Average
2	5350.020	7.70	34.40	35.21	41.44	48.33	54.00	-5.67 Average
3 q	5374.724	7.72	34.50	35.20	41.97	48.99	54.00	-5.01 Average



Test Mode: 27; Polarity: Horizontal; Modulation:802.11ax(Full RU0); Bandwidth:40MHz; Channel:Low

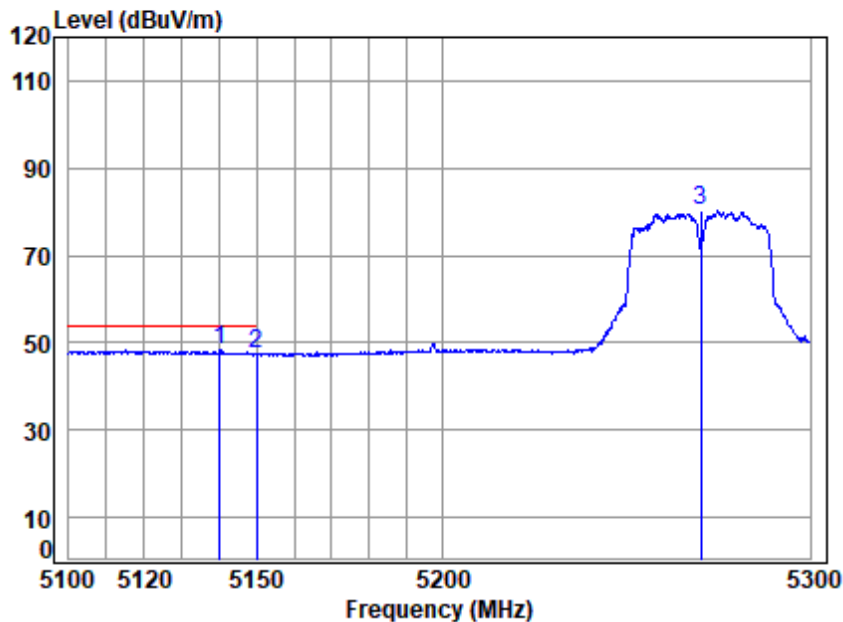


Site : chamber
Condition: 3m HORIZONTAL
Job No : 03367AT/03368AT
Mode : 5270 Band edge
: 5G WIFI 11AX40

	Freq	Cable Loss	Ant Factor	Preamp Factor	Read Level	Level	Limit Line	Over Limit	Remark
	MHz	dB	dB/m	dB	dBuV	dBuV/m	dBuV/m	dB	
1	5105.889	7.52	33.99	35.33	53.53	59.71	74.00	-14.29	peak
2	5149.980	7.55	33.90	35.31	52.50	58.64	74.00	-15.36	peak
3 q	5270.000	7.64	34.14	35.25	93.30	99.83	68.20	31.63	peak



Test Mode: 27; Polarity: Horizontal; Modulation:802.11ax(Full RU0); Bandwidth:40MHz; Channel:Low

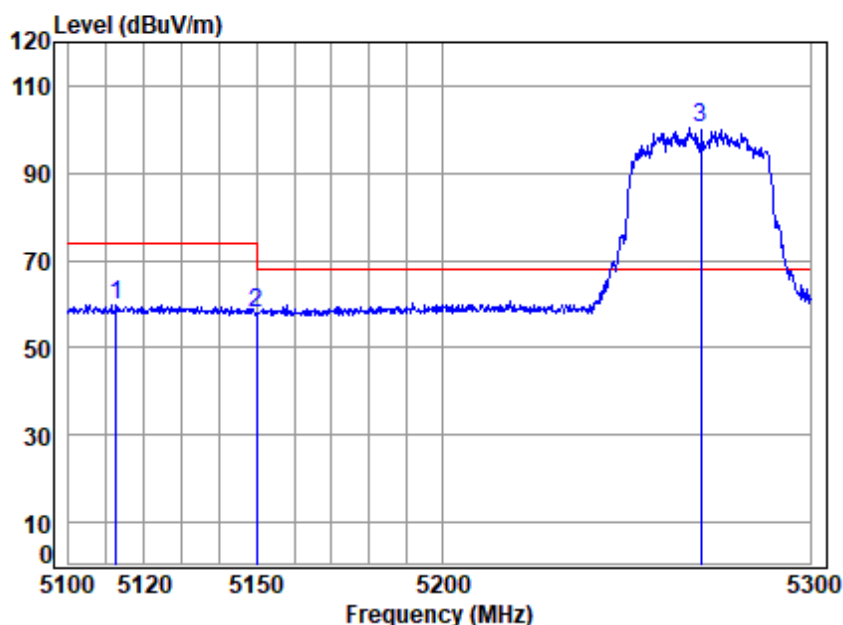


Site : chamber
Condition: 3m HORIZONTAL
Job No : 03367AT/03368AT
Mode : 5270 Band edge
: 5G WIFI 11AX40

		Cable	Ant	Preamp	Read	Limit	Over	
Freq		Loss	Factor	Factor	Level	Level	Line	Limit Remark
MHz		dB	dB/m	dB	dBuV	dBuV/m	dBuV/m	dB
1 q 5140.178		7.54	33.92	35.32	42.17	48.31	54.00	-5.69 Average
2 5149.980		7.55	33.90	35.31	41.34	47.48	54.00	-6.52 Average
3 5270.000		7.64	34.14	35.25	73.59	80.12	-----	----- Average



Test Mode: 27; Polarity: Vertical; Modulation:802.11ax(Full RU0); Bandwidth:40MHz; Channel:Low

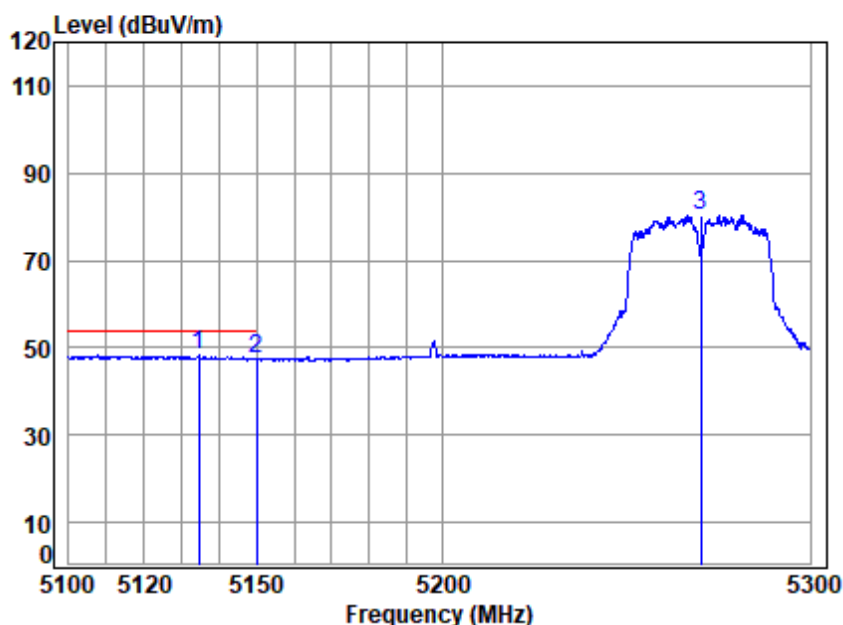


Site : chamber
Condition: 3m VERTICAL
Job No : 03367AT/03368AT
Mode : 5270 Band edge
: 5G WIFI 11AX40

		Cable	Ant	Preamp	Read		Limit	Over	
	Freq	Loss	Factor	Factor	Level	Level	Line	Limit	Remark
	MHz	dB	dB/m	dB	dBuV	dBuV/m	dBuV/m	dB	
1	5112.571	7.52	33.97	35.33	53.71	59.87	74.00	-14.13	Peak
2	5149.980	7.55	33.90	35.31	52.02	58.16	74.00	-15.84	Peak
3 q	5270.000	7.64	34.14	35.25	93.66	100.19	68.20	31.99	Peak



Test Mode: 27; Polarity: Vertical; Modulation:802.11ax(Full RU0); Bandwidth:40MHz; Channel:Low

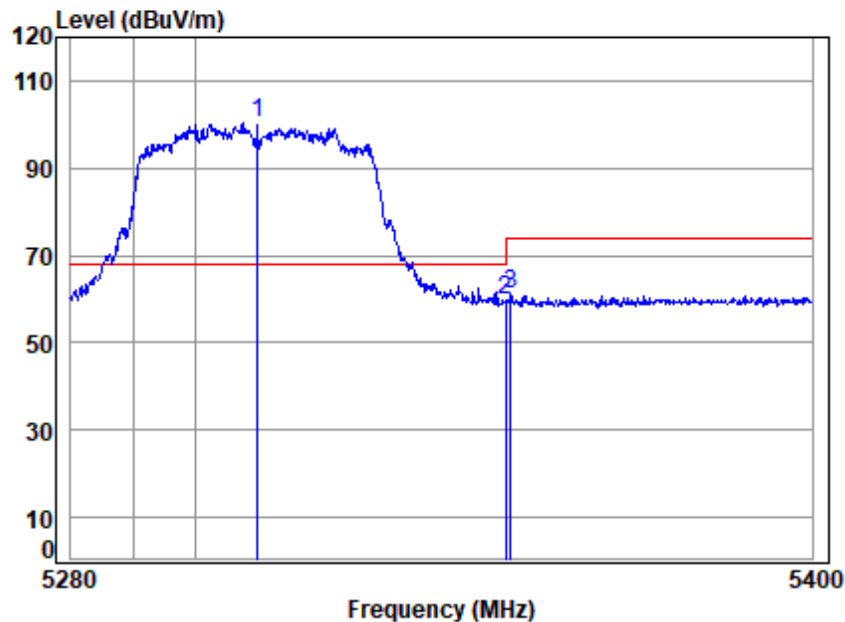


Site : chamber
Condition: 3m VERTICAL
Job No : 03367AT/03368AT
Mode : 5270 Band edge
: 5G WIFI 11AX40

		Cable	Ant	Preamp	Read	Limit	Over	
Freq		Loss	Factor	Factor	Level	Level	Line	Limit Remark
MHz		dB	dB/m	dB	dBuV	dBuV/m	dBuV/m	dB
1 q 5134.447		7.54	33.93	35.32	42.21	48.36	54.00	-5.64 Average
2 5149.980		7.55	33.90	35.31	41.34	47.48	54.00	-6.52 Average
3 5270.000		7.64	34.14	35.25	73.64	80.17	-----	----- Average



Test Mode: 27; Polarity: Horizontal; Modulation:802.11ax(Full RU0); Bandwidth:40MHz; Channel:High

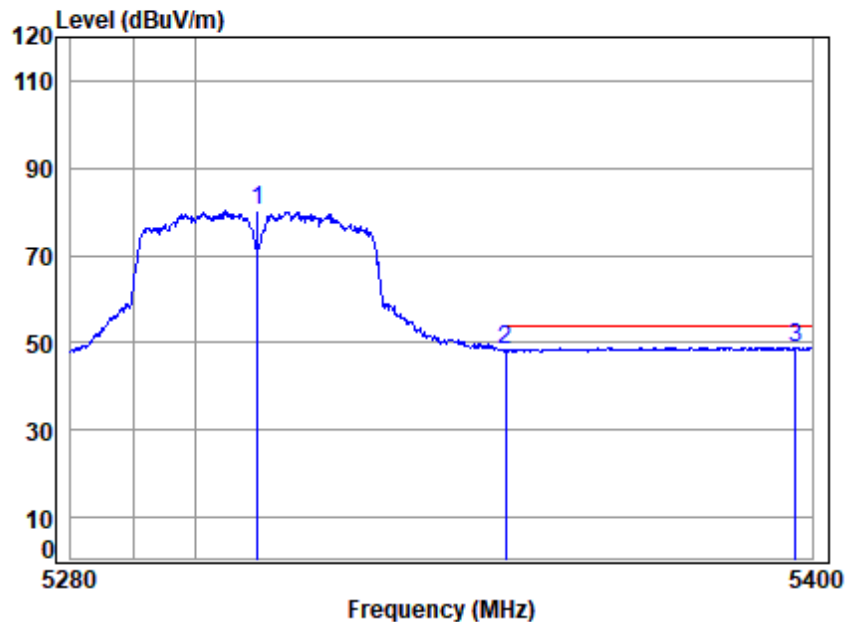


Site : chamber
Condition: 3m HORIZONTAL
Job No : 03367AT/03368AT
Mode : 5310 Band edge
: 5G WIFI 11AX40

		Cable	Ant	Preamp	Read		Limit	Over	
	Freq	Loss	Factor	Factor	Level	Level	Line	Limit	Remark
	MHz	dB	dB/m	dB	dBuV	dBuV/m	dBuV/m	dB	
1 q	5310.000	7.67	34.24	35.23	93.48	100.16	68.20	31.96	peak
2	5350.020	7.70	34.40	35.21	52.90	59.79	74.00	-14.21	peak
3	5350.955	7.71	34.40	35.21	54.19	61.09	74.00	-12.91	peak



Test Mode: 27; Polarity: Horizontal; Modulation:802.11ax(Full RU0); Bandwidth:40MHz; Channel:High

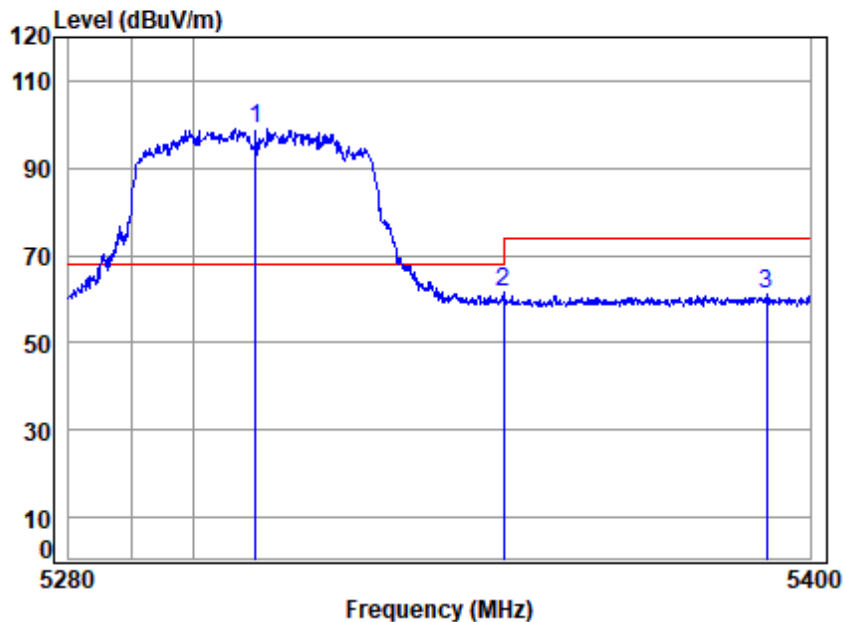


Site : chamber
Condition: 3m HORIZONTAL
Job No : 03367AT/03368AT
Mode : 5310 Band edge
: 5G WIFI 11AX40

		Cable	Ant	Preamp	Read	Limit	Over	
	Freq	Loss	Factor	Factor	Level	Level	Line	Limit Remark
	MHz	dB	dB/m	dB	dBuV	dBuV/m	dBuV/m	dB
1	5310.000	7.67	34.24	35.23	73.42	80.10	-----	----- Average
2	5350.020	7.70	34.40	35.21	41.43	48.32	54.00	-5.68 Average
3 q	5397.331	7.74	34.59	35.18	41.89	49.04	54.00	-4.96 Average



Test Mode: 27; Polarity: Vertical; Modulation:802.11ax(Full RU0); Bandwidth:40MHz; Channel:High

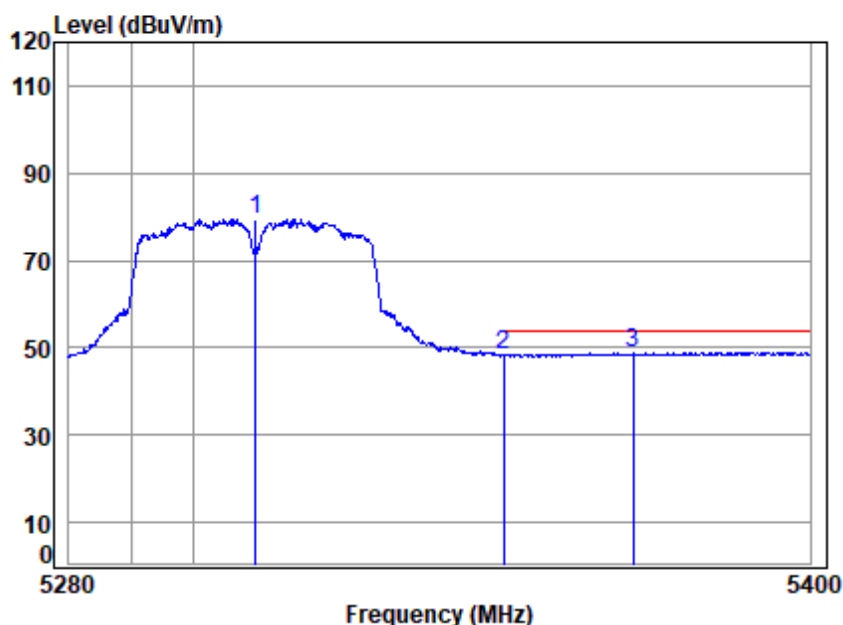


Site : chamber
Condition: 3m VERTICAL
Job No : 03367AT/03368AT
Mode : 5310 Band edge
: 5G WIFI 11AX40

		Cable	Ant	Preamp	Read	Limit	Over	
	Freq	Loss	Factor	Factor	Level	Level	Line	Limit Remark
	MHz	dB	dB/m	dB	dBuV	dBuV/m	dBuV/m	dB
1 q	5310.000	7.67	34.24	35.23	92.24	98.92	68.20	30.72 Peak
2	5350.020	7.70	34.40	35.21	54.72	61.61	74.00	-12.39 Peak
3	5392.845	7.74	34.57	35.19	54.01	61.13	74.00	-12.87 Peak



Test Mode: 27; Polarity: Vertical; Modulation:802.11ax(Full RU0); Bandwidth:40MHz; Channel:High

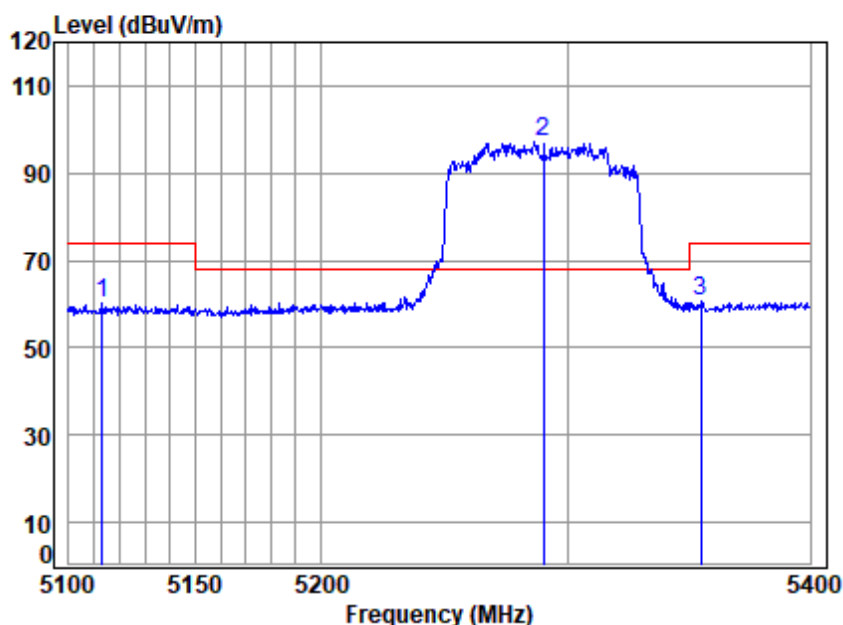


Site : chamber
Condition: 3m VERTICAL
Job No : 03367AT/03368AT
Mode : 5310 Band edge
: 5G WIFI 11AX40

		Cable	Ant	Preamp	Read	Limit	Over	
	Freq	Loss	Factor	Factor	Level	Level	Line	Limit Remark
	MHz	dB	dB/m	dB	dBuV	dBuV/m	dBuV/m	dB
1	5310.000	7.67	34.24	35.23	72.79	79.47	-----	----- Average
2	5350.020	7.70	34.40	35.21	41.48	48.37	54.00	-5.63 Average
3 q	5371.195	7.72	34.48	35.20	42.01	49.01	54.00	-4.99 Average



Test Mode: 27; Polarity: Horizontal; Modulation:802.11ax(Full RU0); Bandwidth:80MHz; Channel:middle

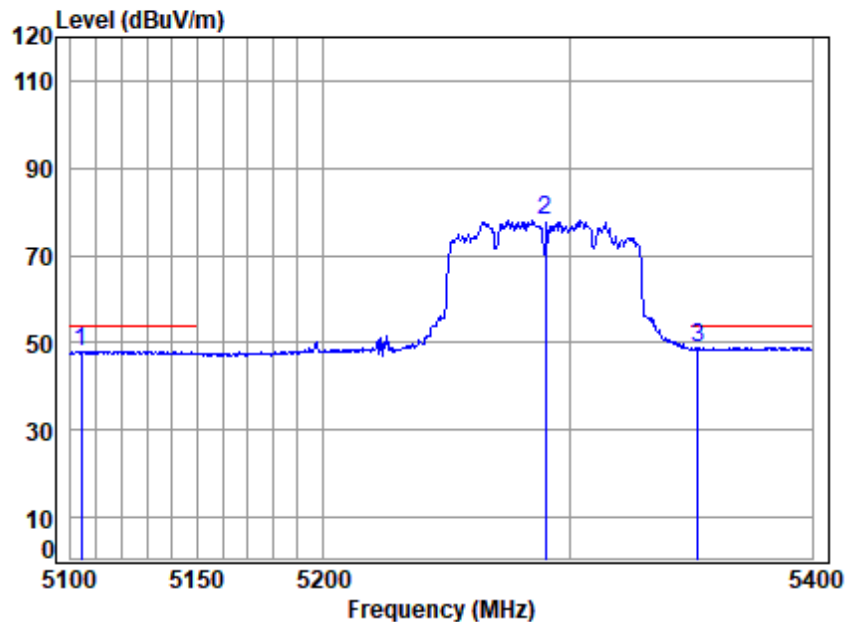


Site : chamber
Condition: 3m HORIZONTAL
Job No : 03367AT/03368AT
Mode : 5290 Band edge
: 5G WIFI 11AX80

		Cable	Ant	Preamp	Read	Limit	Over	
Freq		Loss	Factor	Factor	Level	Line	Limit	Remark
MHz		dB	dB/m	dB	dBuV	dBuV/m	dBuV/m	dB
1	5113.135	7.52	33.97	35.33	54.20	60.36	74.00	-13.64 peak
2 q	5290.000	7.66	34.18	35.24	90.59	97.19	68.20	28.99 peak
3	5354.818	7.71	34.42	35.21	53.63	60.55	74.00	-13.45 peak



Test Mode: 27; Polarity: Horizontal; Modulation:802.11ax(Full RU0); Bandwidth:80MHz; Channel:middle

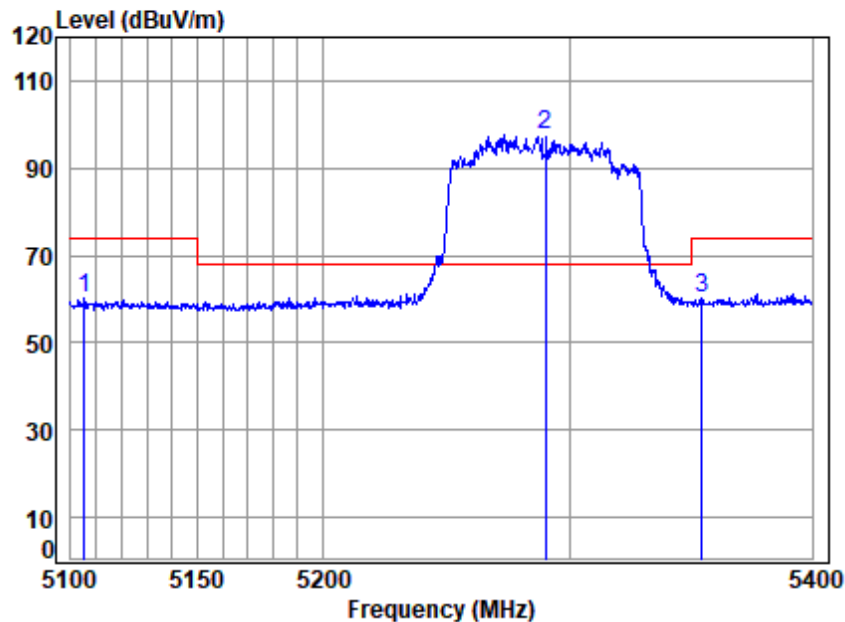


Site : chamber
Condition: 3m HORIZONTAL
Job No : 03367AT/03368AT
Mode : 5290 Band edge
: 5G WIFI 11AX80

		Cable	Ant	Preamp	Read	Limit	Over	
Freq		Loss	Factor	Factor	Level	Line	Limit	Remark
MHz		dB	dB/m	dB	dBuV	dBuV/m	dBuV/m	dB
1	5104.083	7.51	33.99	35.33	41.86	48.03	54.00	-5.97 Average
2	5290.000	7.66	34.18	35.24	71.45	78.05	-----	----- Average
3 q	5352.676	7.71	34.41	35.21	42.14	49.05	54.00	-4.95 Average



Test Mode: 27; Polarity: Vertical; Modulation:802.11ax(Full RU0); Bandwidth:80MHz; Channel:middle

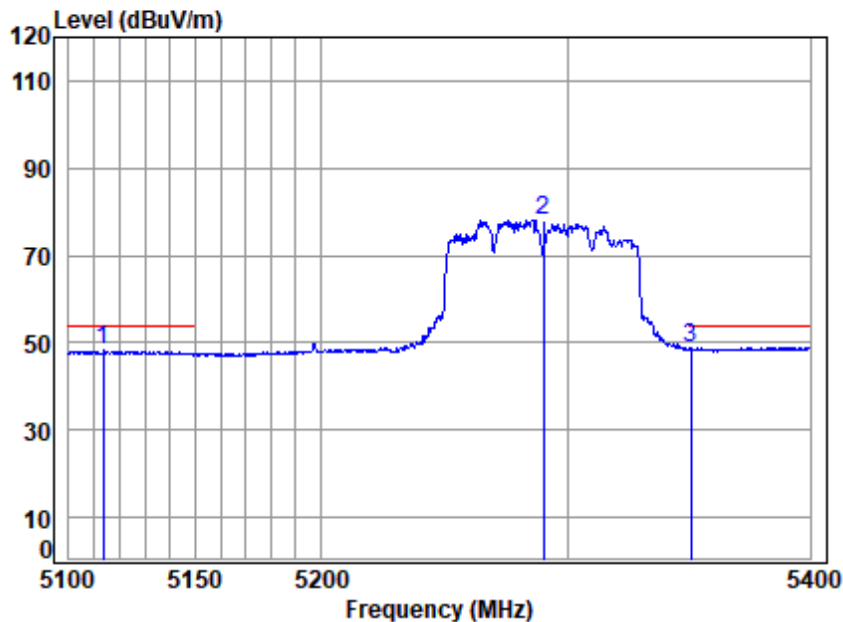


Site : chamber
Condition: 3m VERTICAL
Job No : 03367AT/03368AT
Mode : 5290 Band edge
: 5G WIFI 11AX80

		Cable	Ant	Preamp	Read	Limit	Over	
	Freq	Loss	Factor	Factor	Level	Level	Line	Limit Remark
	MHz	dB	dB/m	dB	dBuV	dBuV/m	dBuV/m	dB
1	5105.250	7.51	33.99	35.33	54.12	60.29	74.00	-13.71 Peak
2 q	5290.000	7.66	34.18	35.24	91.09	97.69	68.20	29.49 Peak
3	5354.512	7.71	34.42	35.21	53.24	60.16	74.00	-13.84 Peak



Test Mode: 27; Polarity: Vertical; Modulation:802.11ax(Full RU0); Bandwidth:80MHz; Channel:middle

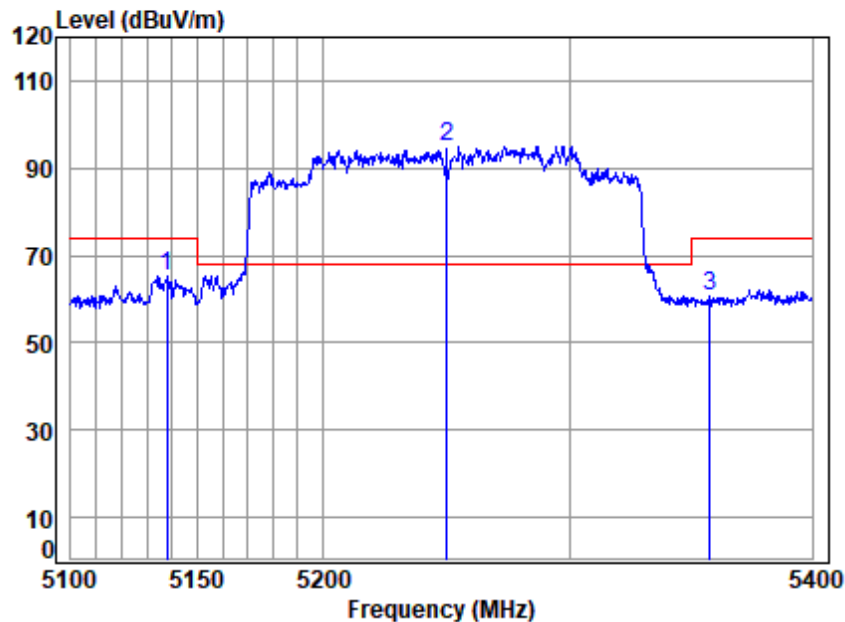


Site : chamber
Condition: 3m VERTICAL
Job No : 03367AT/03368AT
Mode : 5290 Band edge
: 5G WIFI 11AX80

		Cable	Ant	Preamp	Read	Limit	Over	
Freq		Loss	Factor	Factor	Level	Line	Limit	Remark
MHz		dB	dB/m	dB	dBuV	dBuV/m	dBuV/m	dB
1	5113.719	7.52	33.97	35.33	42.02	48.18	54.00	-5.82 Average
2	5290.000	7.66	34.18	35.24	71.52	78.12	-----	----- Average
3 q	5350.535	7.71	34.40	35.21	41.81	48.71	54.00	-5.29 Average



Test Mode: 27; Polarity: Horizontal; Modulation:802.11ax(Full RU0); Bandwidth:160MHz; Channel:middle

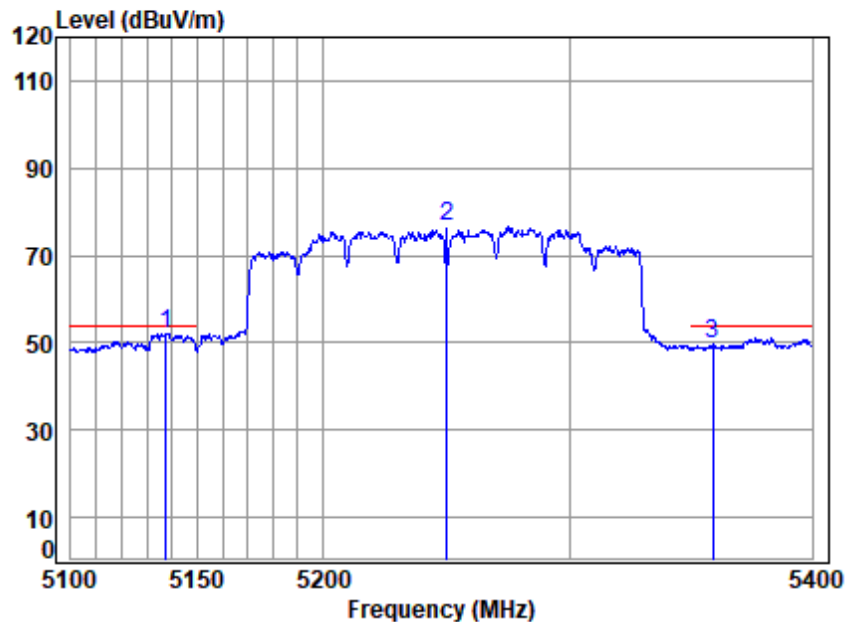


Site : chamber
Condition: 3m HORIZONTAL
Job No : 03367AT/03368AT
Mode : 5250 Band edge
: 5G WIFI 11AX160

		Cable	Ant	Preamp	Read		Limit	Over	
	Freq	Loss	Factor	Factor	Level	Level	Line	Limit	Remark
	MHz	dB	dB/m	dB	dBuV	dBuV/m	dBuV/m	dB	
1	5138.037	7.54	33.92	35.32	59.06	65.20	74.00	-8.80	peak
2 q	5250.000	7.63	34.10	35.26	88.55	95.02	68.20	26.82	peak
3	5357.573	7.71	34.43	35.20	53.75	60.69	74.00	-13.31	peak



Test Mode: 27; Polarity: Horizontal; Modulation:802.11ax(Full RU0); Bandwidth:160MHz; Channel:middle

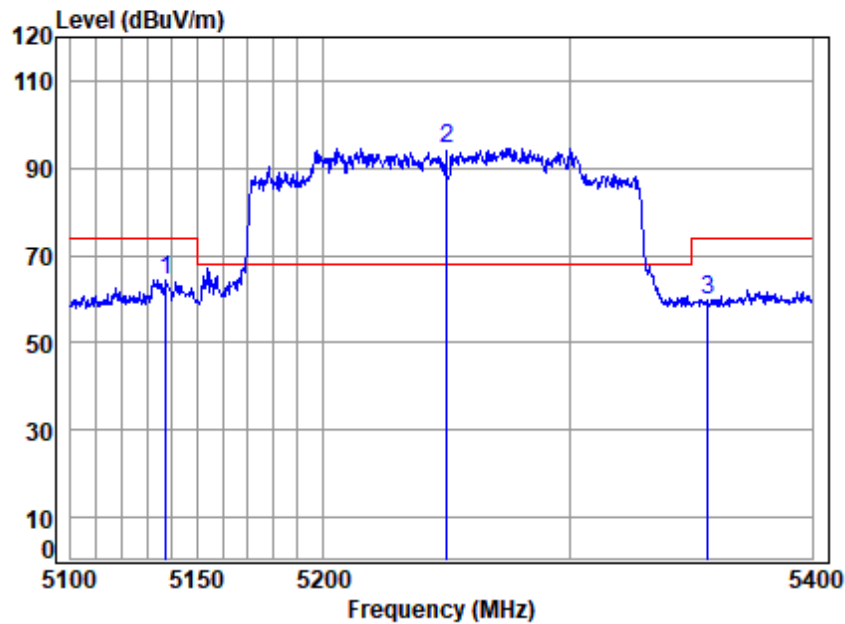


Site : chamber
Condition: 3m HORIZONTAL
Job No : 03367AT/03368AT
Mode : 5250 Band edge
: 5G WIFI 11AX160

		Cable	Ant	Preamp	Read	Limit	Over	
Freq	Loss	Factor	Factor	Level	Level	Line	Limit	Remark
MHz	dB	dB/m	dB	dBuV	dBuV/m	dBuV/m	dB	
1 q 5137.744	7.54	33.92	35.32	46.08	52.22	54.00	-1.78	Average
2 5250.000	7.63	34.10	35.26	69.96	76.43	-----	-----	Average
3 5358.798	7.71	34.44	35.20	42.76	49.71	54.00	-4.29	Average



Test Mode: 27; Polarity: Vertical; Modulation:802.11ax(Full RU0); Bandwidth:160MHz; Channel:middle

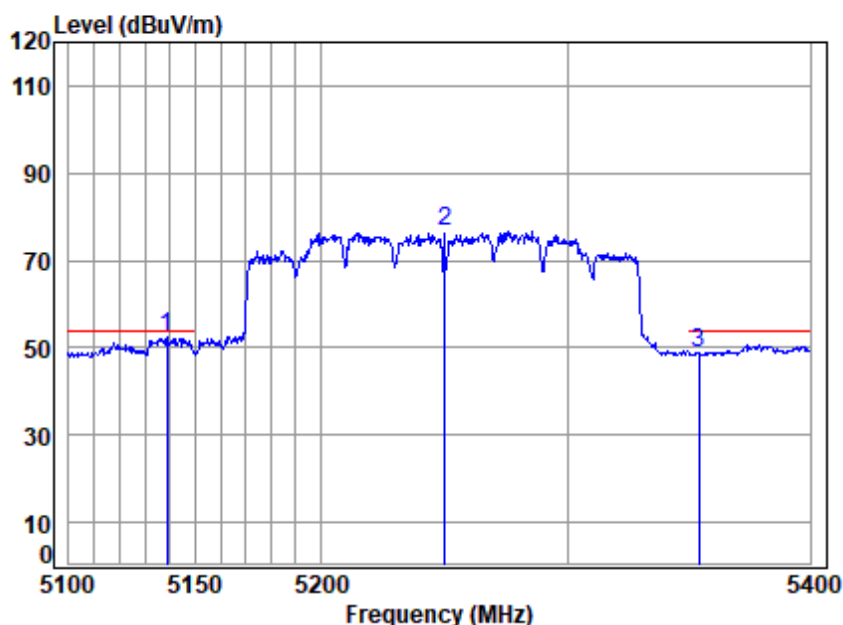


Site : chamber
Condition: 3m VERTICAL
Job No : 03367AT/03368AT
Mode : 5250 Band edge
: 5G WIFI 11AX160

		Cable	Ant	Preamp	Read	Limit	Over	
Freq	Loss	Factor	Factor	Level	Level	Line	Limit	Remark
MHz	dB	dB/m	dB	dBuV	dBuV/m	dBuV/m	dB	
1 5137.744	7.54	33.92	35.32	58.29	64.43	74.00	-9.57	Peak
2 q 5250.000	7.63	34.10	35.26	88.03	94.50	68.20	26.30	Peak
3 5356.654	7.71	34.43	35.20	53.03	59.97	74.00	-14.03	Peak



Test Mode: 27; Polarity: Vertical; Modulation:802.11ax(Full RU0); Bandwidth:160MHz; Channel:middle

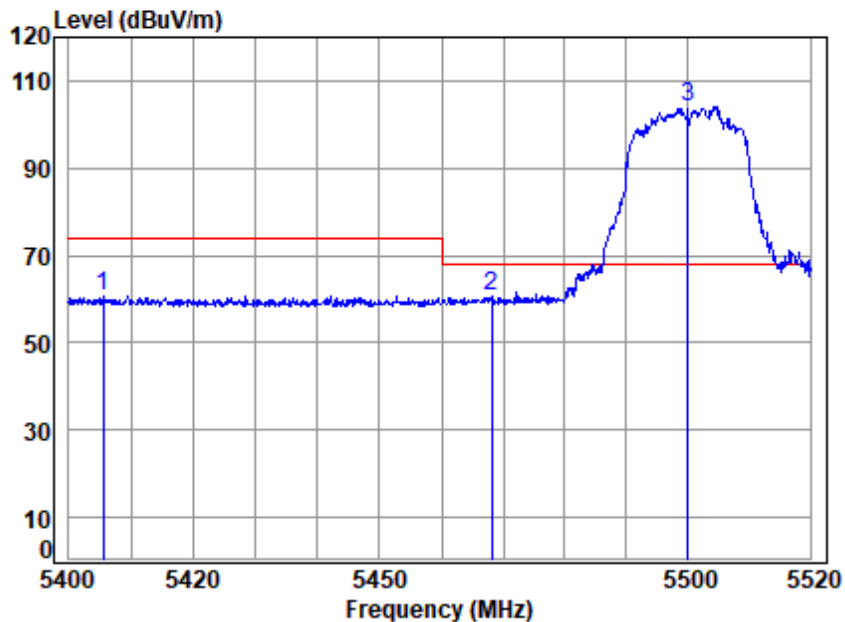


Site : chamber
Condition: 3m VERTICAL
Job No : 03367AT/03368AT
Mode : 5250 Band edge
: 5G WIFI 11AX160

		Cable	Ant	Preamp	Read	Limit	Over	
Freq	Loss	Factor	Factor	Level	Level	Line	Limit	Remark
MHz	dB	dB/m	dB	dBuV	dBuV/m	dBuV/m	dB	
1 q 5138.918	7.54	33.92	35.32	46.12	52.26	54.00	-1.74	Average
2 5250.000	7.63	34.10	35.26	70.13	76.60	-----	-----	Average
3 5353.899	7.71	34.42	35.21	42.04	48.96	54.00	-5.04	Average



Test Mode: 27; Polarity: Horizontal; Modulation:802.11ax(Full RU0); Bandwidth:160MHz; Channel:middle

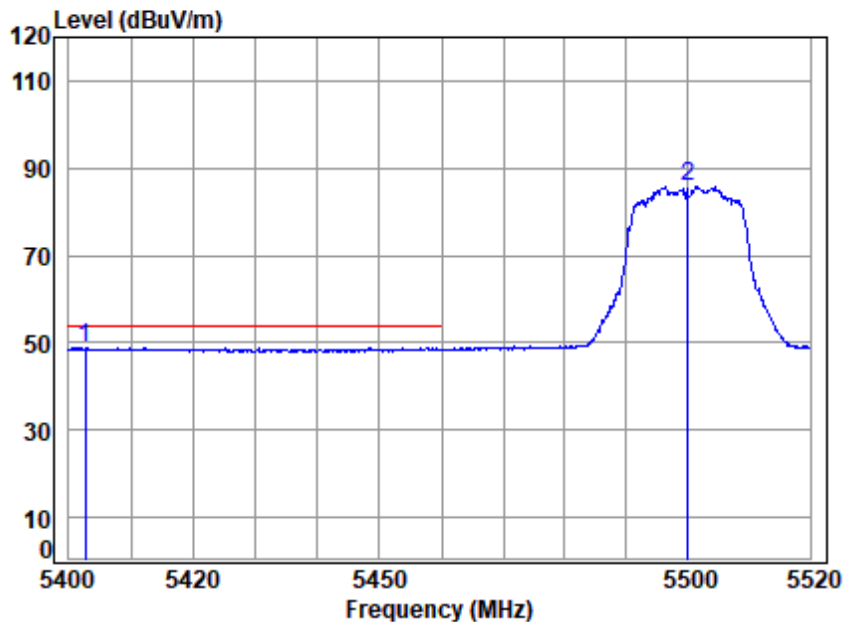


Site : chamber
Condition: 3m HORIZONTAL
Job No : 03367AT/03368AT
Mode : 5500 Band edge
: 5G WIFI 11AX20

		Cable	Ant	Preamp	Read		Limit	Over	
	Freq	Loss	Factor	Factor	Level	Level	Line	Limit	Remark
	MHz	dB	dB/m	dB	dBuV	dBuV/m	dBuV/m	dB	
1	5405.462	7.75	34.61	35.18	53.57	60.75	74.00	-13.25	peak
2	5468.077	7.79	34.63	35.15	53.30	60.57	68.20	-7.63	peak
3 q	5500.000	7.82	34.50	35.13	97.00	104.19	68.20	35.99	peak



Test Mode: 27; Polarity: Vertical; Modulation:802.11ax(Full RU0); Bandwidth:160MHz; Channel:middle

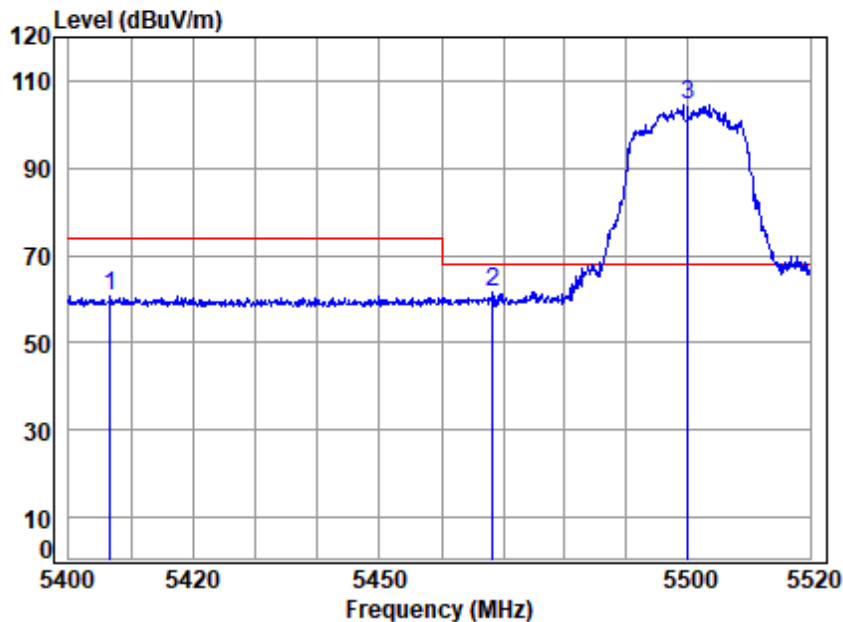


Site : chamber
Condition: 3m HORIZONTAL
Job No : 03367AT/03368AT
Mode : 5500 Band edge
: 5G WIFI 11AX20

		Cable	Ant	Preamp	Read	Limit	Over	
Freq	Loss	Factor	Factor	Level	Level	Line	Limit	Remark
MHz	dB	dB/m	dB	dBuV	dBuV/m	dBuV/m	dB	
1 q 5402.612	7.74	34.61	35.18	41.80	48.97	54.00	-5.03	Average
2 5500.000	7.82	34.50	35.13	78.73	85.92	-----	-----	Average



Test Mode: 28; Polarity: Horizontal; Modulation:802.11ax(Full RU0); Bandwidth:20MHz; Channel:Low

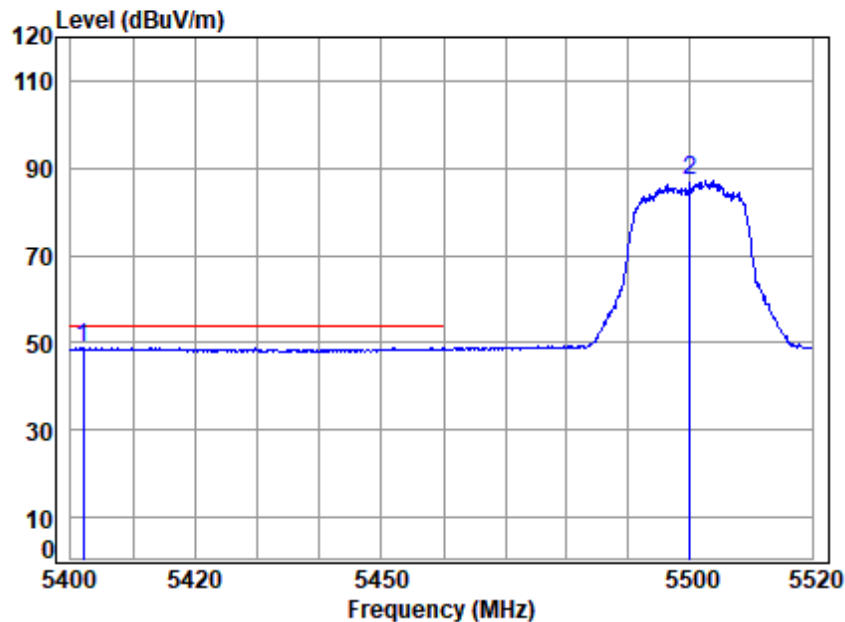


Site : chamber
Condition: 3m VERTICAL
Job No : 03367AT/03368AT
Mode : 5500 Band edge
: 5G WIFI 11AX20

		Cable	Ant	Preamp	Read		Limit	Over	
	Freq	Loss	Factor	Factor	Level	Level	Line	Limit	Remark
	MHz	dB	dB/m	dB	dBuV	dBuV/m	dBuV/m	dB	
1	5406.650	7.75	34.61	35.18	53.70	60.88	74.00	-13.12	Peak
2	5468.317	7.79	34.63	35.15	54.14	61.41	68.20	-6.79	peak
3 q	5500.000	7.82	34.50	35.13	97.24	104.43	68.20	36.23	Peak



Test Mode: 28; Polarity: Horizontal; Modulation:802.11ax(Full RU0); Bandwidth:20MHz; Channel:Low

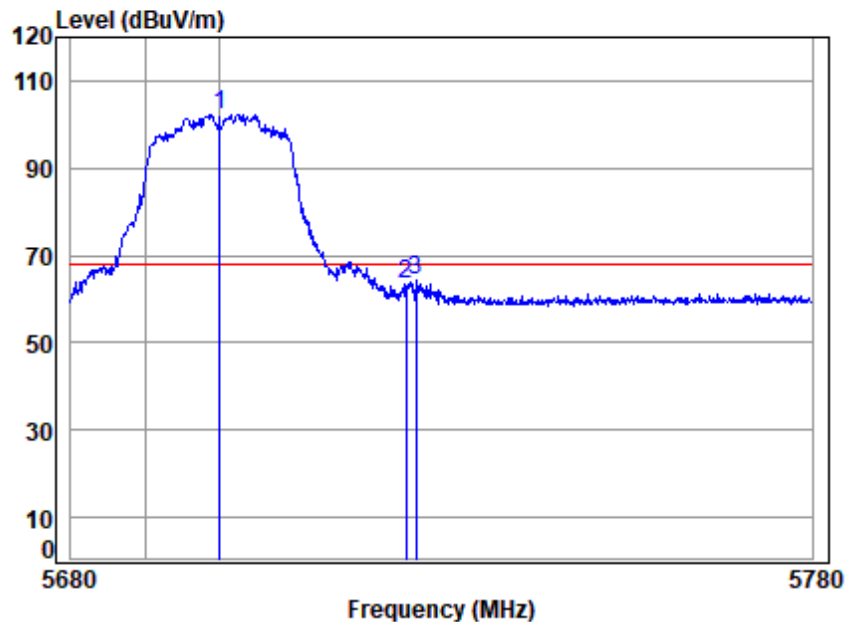


Site : chamber
Condition: 3m VERTICAL
Job No : 03367AT/03368AT
Mode : 5500 Band edge
: 5G WIFI 11AX20

		Cable	Ant	Preamp	Read	Limit	Over	
Freq	Loss	Factor	Factor	Level	Level	Line	Limit	Remark
MHz	dB	dB/m	dB	dBuV	dBuV/m	dBuV/m	dB	
1 q 5402.018	7.74	34.60	35.18	41.67	48.83	54.00	-5.17	Average
2 5500.000	7.82	34.50	35.13	80.01	87.20	-----	-----	Average



Test Mode: 28; Polarity: Vertical; Modulation:802.11ax(Full RU0); Bandwidth:20MHz; Channel:Low

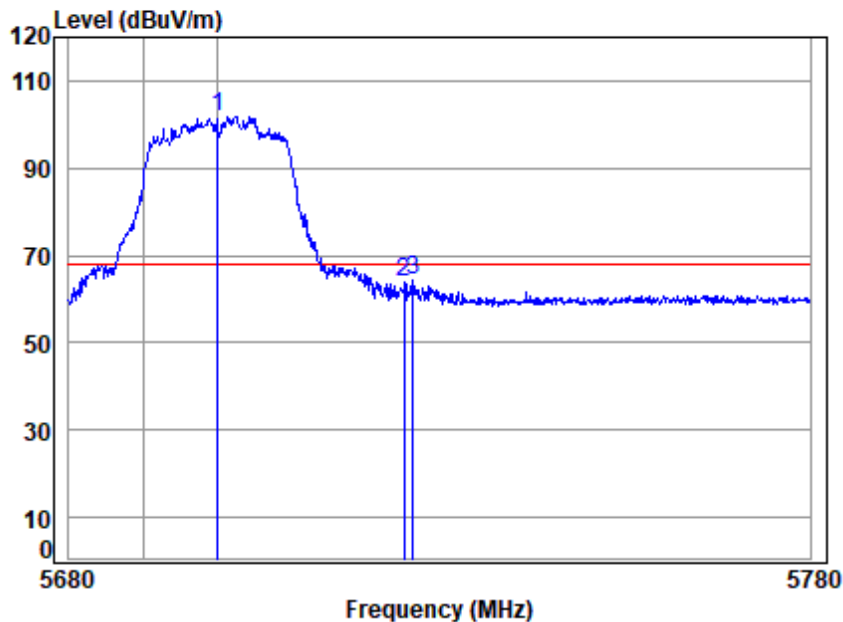


Site : chamber
Condition: 3m HORIZONTAL
Job No : 03367AT/03368AT
Mode : 5700 Band edge
: 5G WIFI 11AX20

		Cable	Ant	Preamp	Read	Limit	Over	
Freq	Loss	Factor	Factor	Level	Level	Line	Limit	Remark
MHz	dB	dB/m	dB	dBuV	dBuV/m	dBuV/m	dB	
1 q 5700.000	7.96	34.30	35.04	95.03	102.25	68.20	34.05	peak
2 5725.000	7.98	34.25	35.03	56.15	63.35	68.20	-4.85	peak
3 5726.383	7.98	34.25	35.03	56.94	64.14	68.20	-4.06	peak



Test Mode: 28; Polarity: Vertical; Modulation:802.11ax(Full RU0); Bandwidth:20MHz; Channel:Low



Site : chamber
Condition: 3m VERTICAL
Job No : 03367AT/03368AT
Mode : 5700 Band edge
: 5G WIFI 11AX20

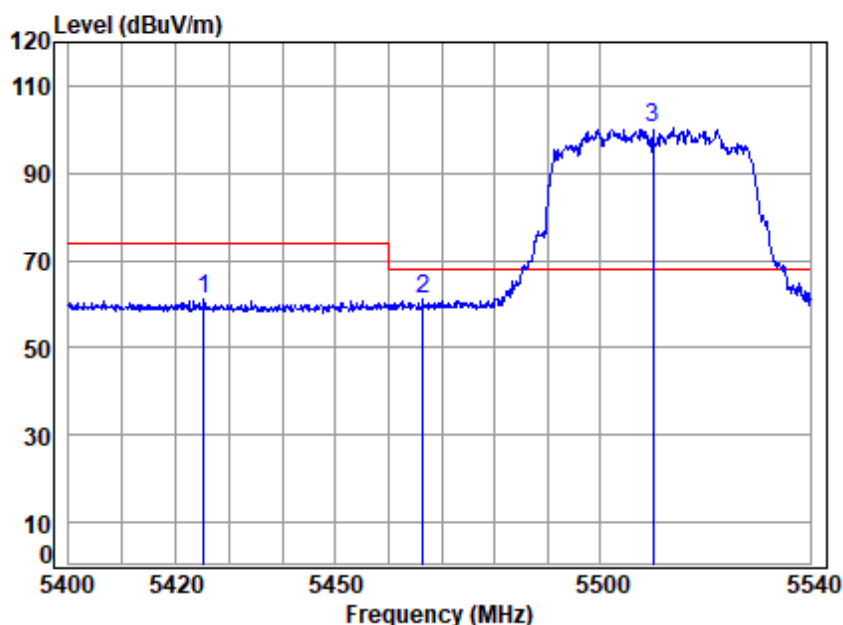
		Cable	Ant	Preamp	Read	Limit	Over	
	Freq	Loss	Factor	Factor	Level	Level	Line	Limit Remark
	MHz	dB	dB/m	dB	dBuV	dBuV/m	dBuV/m	dB
1 q	5700.000	7.96	34.30	35.04	94.75	101.97	68.20	33.77 Peak
2	5725.000	7.98	34.25	35.03	56.86	64.06	68.20	-4.14 Peak
3	5726.183	7.98	34.25	35.03	57.03	64.23	68.20	-3.97 Peak



Unless otherwise agreed in writing, this document is issued by the Company subject to its General Conditions of Service printed overleaf, available on request or accessible at <https://www.sgs.com/en/Terms-and-Conditions>. Attention is drawn to the limitation of liability, indemnification and jurisdiction issues defined therein. Any holder of this document is advised that information contained hereon reflects the Company's findings at the time of its intervention only and within the limits of Client's instructions, if any. The Company's sole responsibility is to its Client and this document does not exonerate parties to a transaction from exercising all their rights and obligations under the transaction documents. This document cannot be reproduced except in full, without prior written approval of the Company. Any unauthorized alteration, forgery or falsification of the content or appearance of this document is unlawful and offenders may be prosecuted to the fullest extent of the law. Unless otherwise stated the results shown in this test report refer only to the sample(s) tested and such sample(s) are retained for 30 days only.

Attention: To check the authenticity of testing /inspection report & certificate, please contact us at telephone: (86-755) 8307 1443, or email: CN.Doccheck@sgs.com
No.1 Workshop, M-10, Middle Section, Science & Technology Park, Nanshan District, Shenzhen, Guangdong, China 518057 t (86-755) 26012053 f (86-755) 26710594 www.sgsgroup.com.cn
中国·广东·深圳市南山区科技园中区M-10栋1号厂房 邮编: 518057 t (86-755) 26012053 f (86-755) 26710594 sgs.china@sgs.com

Test Mode: 28; Polarity: Horizontal; Modulation:802.11ax(Full RU0); Bandwidth:20MHz; Channel:High

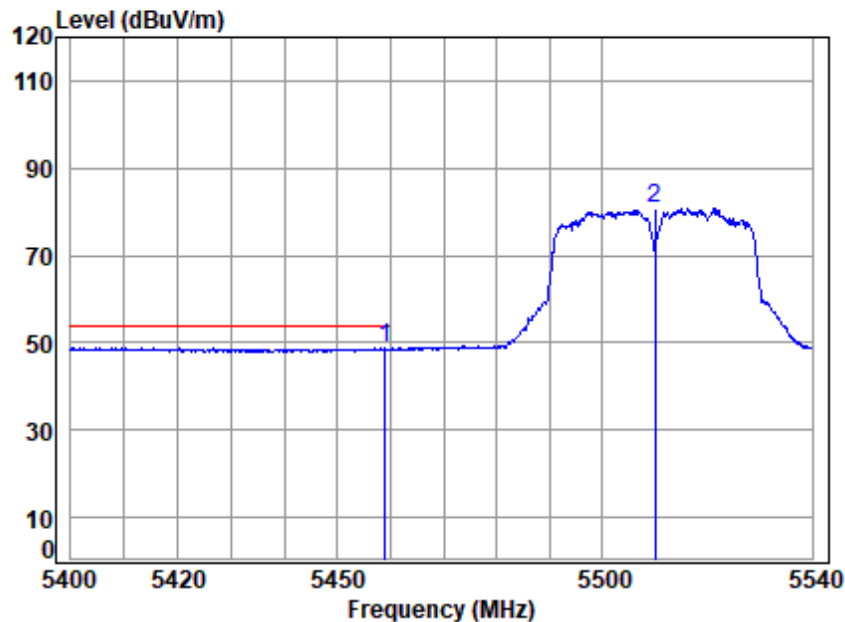


Site : chamber
Condition: 3m HORIZONTAL
Job No : 03367AT/03368AT
Mode : 5510 Band edge
: 5G WIFI 11AX40

		Cable	Ant	Preamp	Read	Limit	Over	
Freq		Loss	Factor	Factor	Level	Level	Line	Limit Remark
MHz		dB	dB/m	dB	dBuV	dBuV/m	dBuV/m	dB
1	5425.214	7.76	34.65	35.17	53.83	61.07	74.00	-12.93 peak
2	5466.473	7.79	34.63	35.15	54.05	61.32	68.20	-6.88 peak
3 q	5510.000	7.82	34.54	35.13	93.12	100.35	68.20	32.15 peak



Test Mode: 28; Polarity: Vertical; Modulation:802.11ax(Full RU0); Bandwidth:20MHz; Channel:High

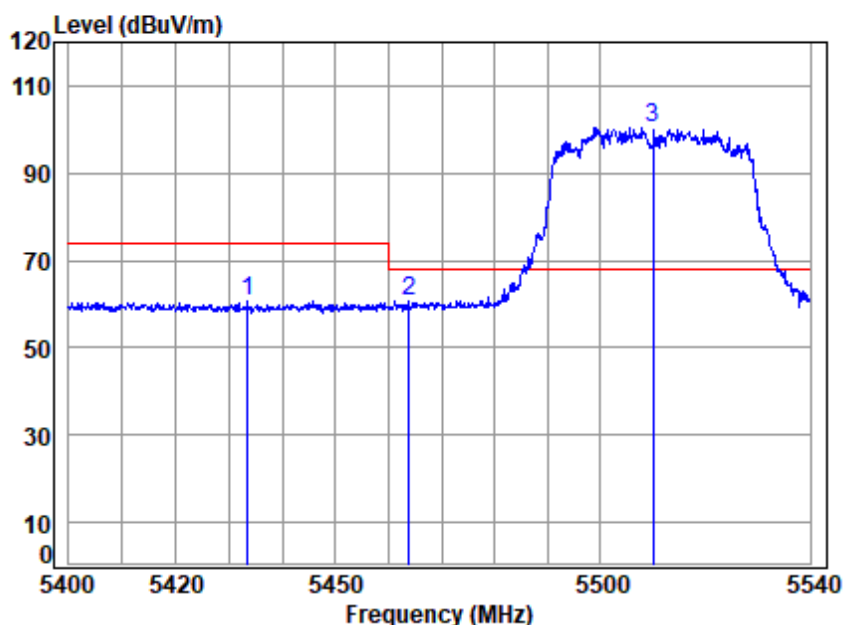


Site : chamber
Condition: 3m HORIZONTAL
Job No : 03367AT/03368AT
Mode : 5510 Band edge
: 5G WIFI 11AX40

		Cable	Ant	Preamp	Read	Limit	Over	
Freq	Loss	Factor	Factor	Level	Level	Line	Limit	Remark
MHz	dB	dB/m	dB	dBuV	dBuV/m	dBuV/m	dB	
1 q 5458.923	7.79	34.66	35.15	41.50	48.80	54.00	-5.20	Average
2 5510.000	7.82	34.54	35.13	73.53	80.76	-----	-----	Average



Test Mode: 28; Polarity: Horizontal; Modulation:802.11ax(Full RU0); Bandwidth:40MHz; Channel:Low

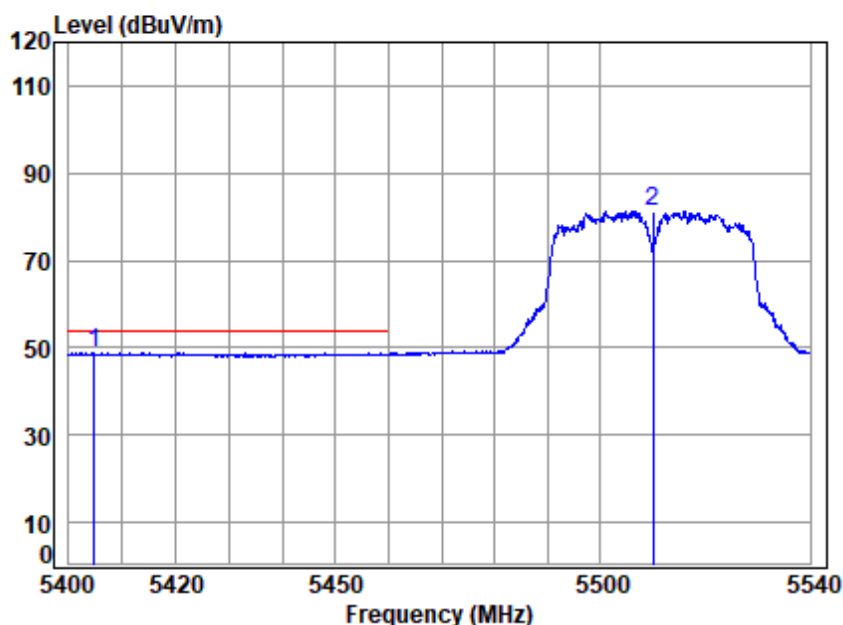


Site : chamber
Condition: 3m VERTICAL
Job No : 03367AT/03368AT
Mode : 5510 Band edge
: 5G WIFI 11AX40

		Cable	Ant	Preamp	Read		Limit	Over	
	Freq	Loss	Factor	Factor	Level	Level	Line	Limit	Remark
	MHz	dB	dB/m	dB	dBuV	dBuV/m	dBuV/m	dB	
1	5433.413	7.77	34.67	35.17	53.23	60.50	74.00	-13.50	Peak
2	5463.815	7.79	34.64	35.15	53.33	60.61	68.20	-7.59	peak
3 q	5510.000	7.82	34.54	35.13	93.26	100.49	68.20	32.29	Peak



Test Mode: 28; Polarity: Horizontal; Modulation:802.11ax(Full RU0); Bandwidth:40MHz; Channel:Low

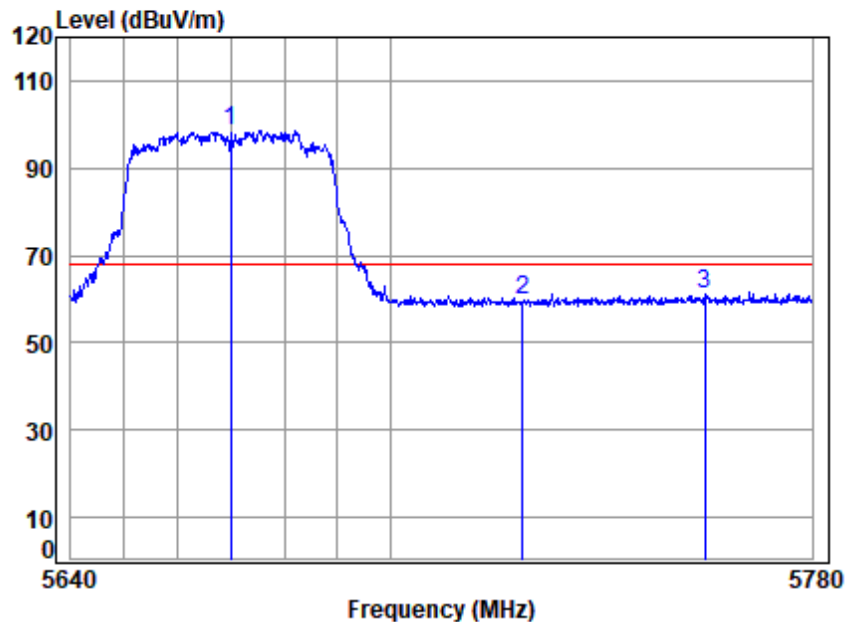


Site : chamber
Condition: 3m VERTICAL
Job No : 03367AT/03368AT
Mode : 5510 Band edge
: 5G WIFI 11AX40

		Cable	Ant	Preamp	Read	Limit	Over	
Freq	Loss	Factor	Factor	Level	Level	Line	Limit	Remark
MHz	dB	dB/m	dB	dBuV	dBuV/m	dBuV/m	dB	
1 q 5404.701	7.75	34.61	35.18	41.57	48.75	54.00	-5.25	Average
2 5510.000	7.82	34.54	35.13	74.00	81.23	-----	-----	Average



Test Mode: 28; Polarity: Vertical; Modulation:802.11ax(Full RU0); Bandwidth:40MHz; Channel:Low

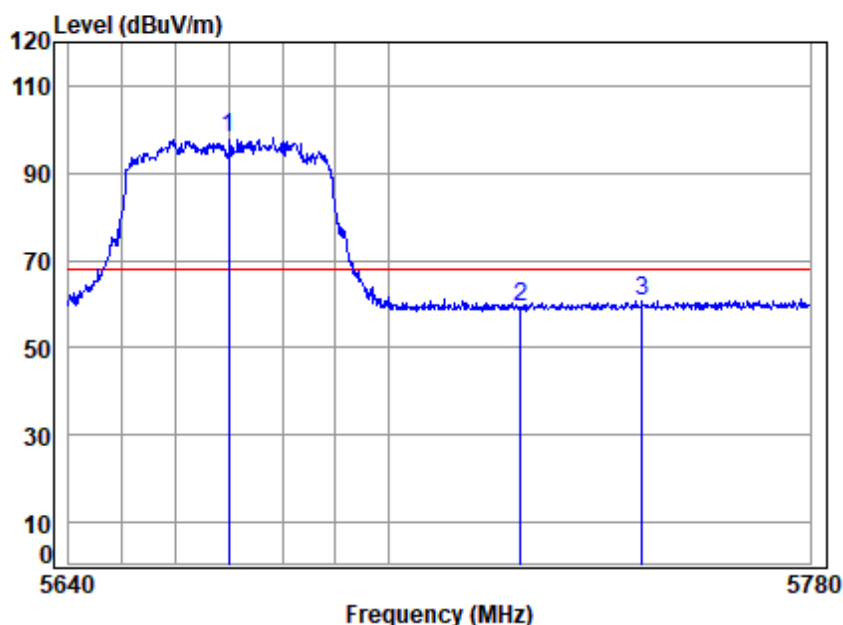


Site : chamber
Condition: 3m HORIZONTAL
Job No : 03367AT/03368AT
Mode : 5670 Band edge
: 5G WIFI 11AX40

		Cable	Ant	Preamp	Read	Limit	Over	
	Freq	Loss	Factor	Factor	Level	Level	Line	Limit Remark
	MHz	dB	dB/m	dB	dBuV	dBuV/m	dBuV/m	dB
1 q	5670.000	7.94	34.36	35.05	91.35	98.60	68.20	30.40 peak
2	5725.000	7.98	34.25	35.03	52.72	59.92	68.20	-8.28 peak
3	5759.487	8.00	34.22	35.01	54.01	61.22	68.20	-6.98 peak



Test Mode: 28; Polarity: Vertical; Modulation:802.11ax(Full RU0); Bandwidth:40MHz; Channel:Low



Site : chamber
Condition: 3m VERTICAL
Job No : 03367AT/03368AT
Mode : 5670 Band edge
: 5G WIFI 11AX40

		Cable	Ant	Preamp	Read	Limit	Over	
	Freq	Loss	Factor	Factor	Level	Level	Line	Limit Remark
	MHz	dB	dB/m	dB	dBuV	dBuV/m	dBuV/m	dB
1 q	5670.000	7.94	34.36	35.05	90.75	98.00	68.20	29.80 Peak
2	5725.000	7.98	34.25	35.03	52.24	59.44	68.20	-8.76 Peak
3	5747.918	8.00	34.20	35.02	53.65	60.83	68.20	-7.37 Peak



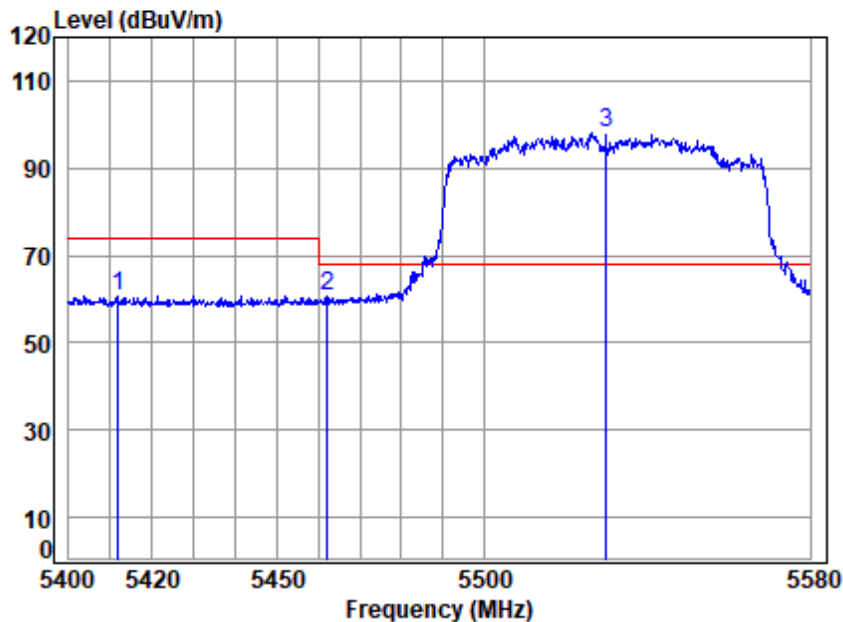
Unless otherwise agreed in writing, this document is issued by the Company subject to its General Conditions of Service printed overleaf, available on request or accessible at <https://www.sgs.com/en/Terms-and-Conditions>. Attention is drawn to the limitation of liability, indemnification and jurisdiction issues defined therein. Any holder of this document is advised that information contained hereon reflects the Company's findings at the time of its intervention only and within the limits of Client's instructions, if any. The Company's sole responsibility is to its Client and this document does not exonerate parties to a transaction from exercising all their rights and obligations under the transaction documents. This document cannot be reproduced except in full, without prior written approval of the Company. Any unauthorized alteration, forgery or falsification of the content or appearance of this document is unlawful and offenders may be prosecuted to the fullest extent of the law. Unless otherwise stated the results shown in this test report refer only to the sample(s) tested and such sample(s) are retained for 30 days only.

Attention: To check the authenticity of testing /inspection report & certificate, please contact us at telephone: (86-755) 8307 1443, or email: CN.Doccheck@sgs.com

SGS-CSTC Standards Technical Services Co., Ltd.
Shenzhen Branch Testing Laboratory

No.1 Workshop, M-10, Middle Section, Science & Technology Park, Nanshan District, Shenzhen, Guangdong, China 518057 t (86-755) 26012053 f (86-755) 26710594 www.sgsgroup.com.cn
中国·广东·深圳市南山区科技园中区M-10栋1号厂房 邮编: 518057 t (86-755) 26012053 f (86-755) 26710594 sgs.china@sgs.com

Test Mode: 28; Polarity: Horizontal; Modulation:802.11ax(Full RU0); Bandwidth:40MHz; Channel:High

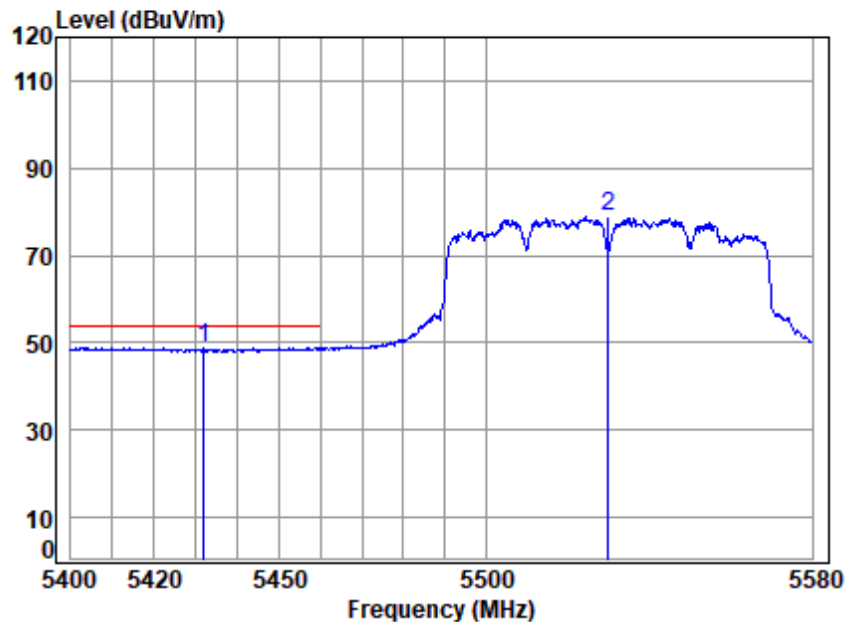


Site : chamber
Condition: 3m HORIZONTAL
Job No : 03367AT/03368AT
Mode : 5530 Band edge
: 5G WIFI 11AX80

		Cable	Ant	Preamp	Read	Limit	Over	
Freq		Loss	Factor	Factor	Level	Level	Line	Limit Remark
MHz		dB	dB/m	dB	dBuV	dBuV/m	dBuV/m	dB
1	5411.699	7.75	34.62	35.18	53.55	60.74	74.00	-13.26 peak
2	5462.151	7.79	34.65	35.15	53.31	60.60	68.20	-7.60 peak
3 q	5530.000	7.84	34.62	35.12	90.57	97.91	68.20	29.71 peak



Test Mode: 28; Polarity: Vertical; Modulation:802.11ax(Full RU0); Bandwidth:40MHz; Channel:High

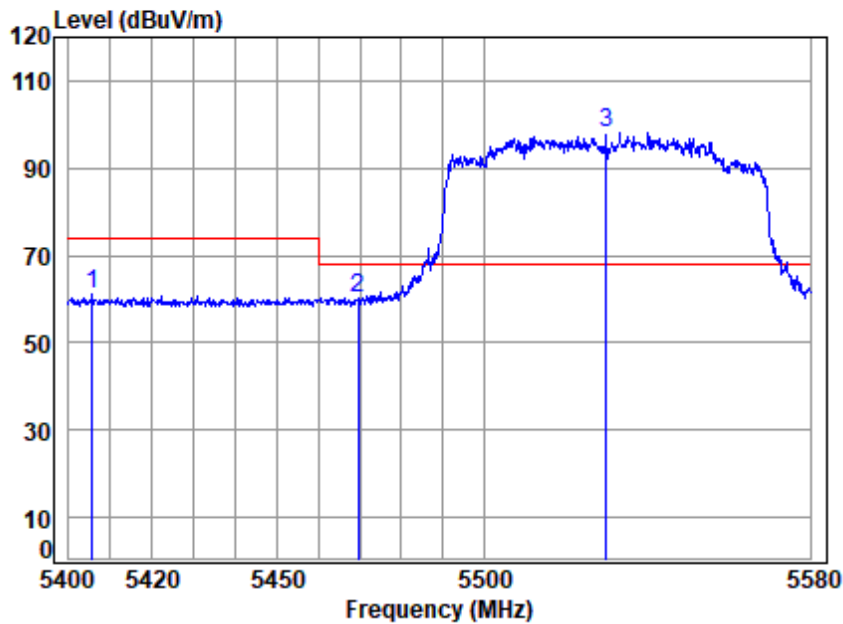


Site : chamber
Condition: 3m HORIZONTAL
Job No : 03367AT/03368AT
Mode : 5530 Band edge
: 5G WIFI 11AX80

		Cable	Ant	Preamp	Read	Limit	Over	
Freq	Loss	Factor	Factor	Level	Level	Line	Limit	Remark
MHz	dB	dB/m	dB	dBuV	dBuV/m	dBuV/m	dB	
1 q 5431.966	7.77	34.66	35.17	41.70	48.96	54.00	-5.04	Average
2 5530.000	7.84	34.62	35.12	71.75	79.09	-----	-----	Average



Test Mode: 28; Polarity: Horizontal; Modulation:802.11ax(Full RU0); Bandwidth:80MHz; Channel:Low

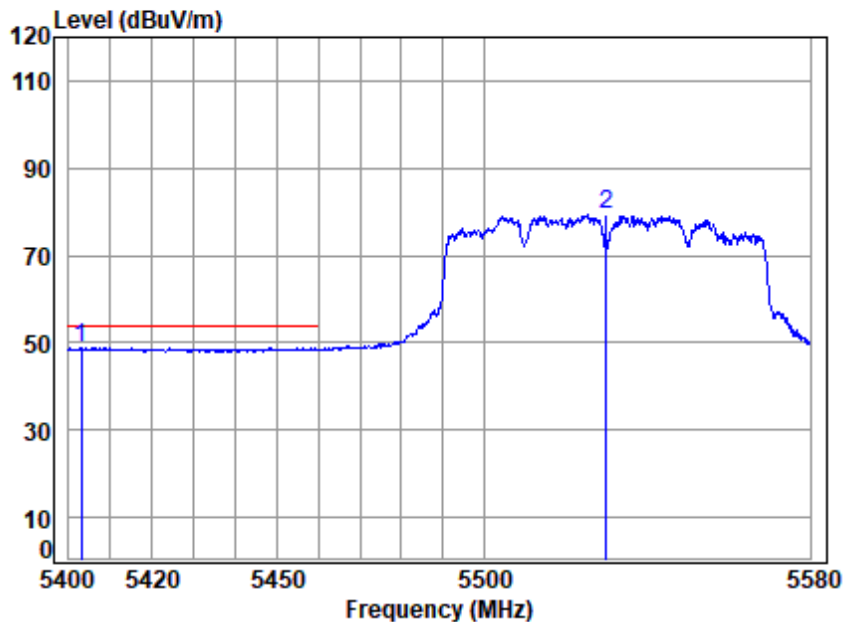


Site : chamber
Condition: 3m VERTICAL
Job No : 03367AT/03368AT
Mode : 5530 Band edge
: 5G WIFI 11AX80

		Cable	Ant	Preamp	Read	Limit	Over	
Freq	Loss	Factor	Factor	Level	Level	Line	Limit	Remark
MHz	dB	dB/m	dB	dBuV	dBuV/m	dBuV/m	dB	
1 5405.669	7.75	34.61	35.18	53.89	61.07	74.00	-12.93	Peak
2 5469.499	7.79	34.62	35.15	53.02	60.28	68.20	-7.92	peak
3 q 5530.000	7.84	34.62	35.12	90.77	98.11	68.20	29.91	Peak



Test Mode: 28; Polarity: Horizontal; Modulation:802.11ax(Full RU0); Bandwidth:80MHz; Channel:Low

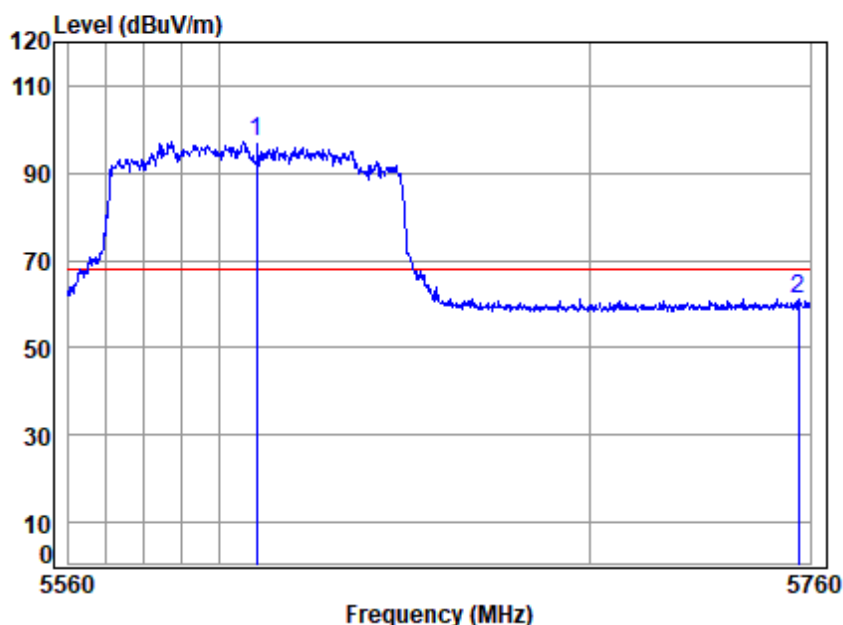


Site : chamber
Condition: 3m VERTICAL
Job No : 03367AT/03368AT
Mode : 5530 Band edge
: 5G WIFI 11AX80

		Cable	Ant	Preamp	Read	Limit	Over	
Freq	Loss	Factor	Factor	Level	Level	Line	Limit	Remark
MHz	dB	dB/m	dB	dBuV	dBuV/m	dBuV/m	dB	
1 q 5403.011	7.74	34.61	35.18	41.66	48.83	54.00	-5.17	Average
2 5530.000	7.84	34.62	35.12	71.99	79.33	-----	-----	Average



Test Mode: 28; Polarity: Vertical; Modulation:802.11ax(Full RU0); Bandwidth:80MHz; Channel:Low

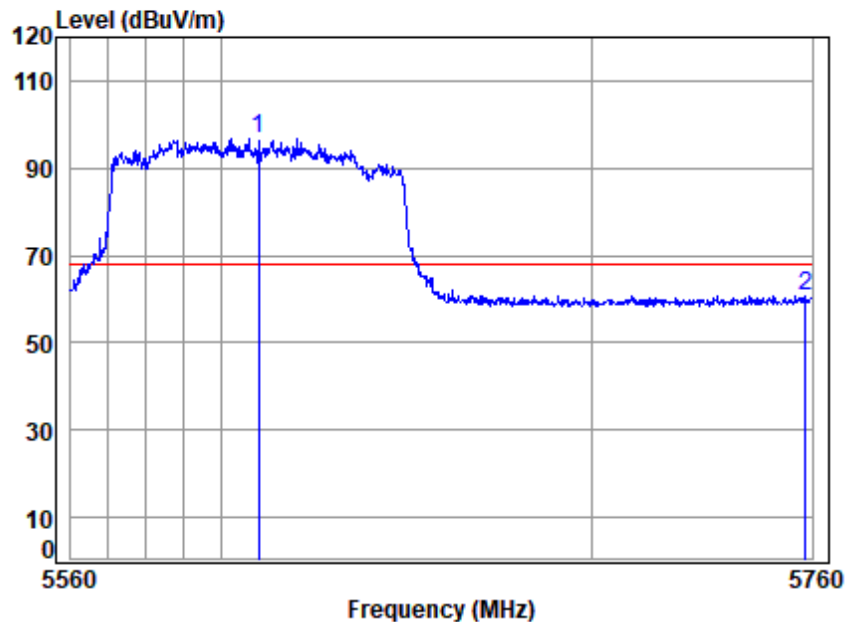


Site : chamber
Condition: 3m HORIZONTAL
Job No : 03367AT/03368AT
Mode : 5610 Band edge
: 5G WIFI 11AX80

		Cable	Ant	Preamp	Read	Limit	Over	
Freq	Loss	Factor	Factor	Level	Level	Line	Limit	Remark
MHz	dB	dB/m	dB	dBuV	dBuV/m	dBuV/m	dB	
1 q 5610.000	7.90	34.64	35.08	89.70	97.16	68.20	28.96	peak
2 5756.744	8.00	34.21	35.01	54.00	61.20	68.20	-7.00	peak



Test Mode: 28; Polarity: Vertical; Modulation:802.11ax(Full RU0); Bandwidth:80MHz; Channel:Low

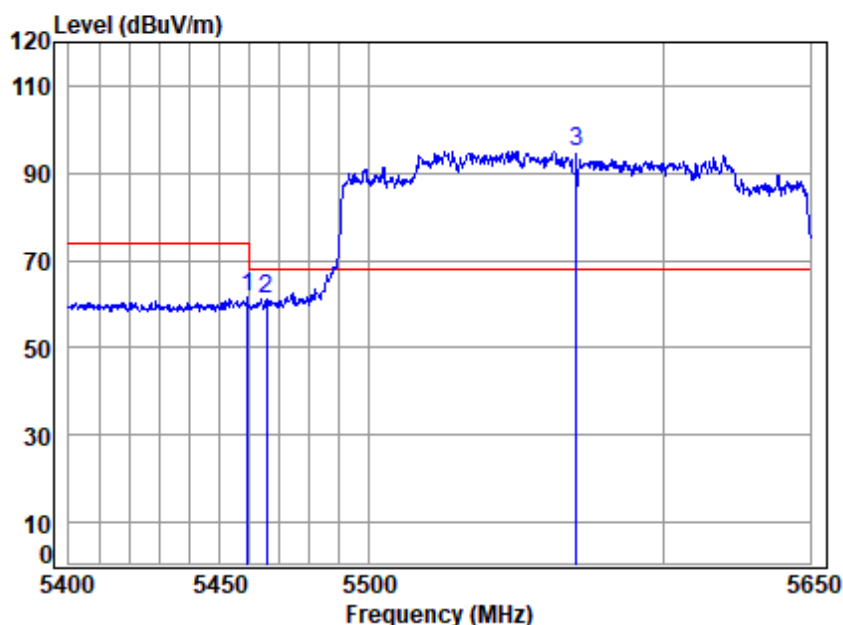


Site : chamber
Condition: 3m VERTICAL
Job No : 03367AT/03368AT
Mode : 5610 Band edge
: 5G WIFI 11AX80

		Cable	Ant	Preamp	Read	Limit	Over	
Freq	Loss	Factor	Factor	Level	Level	Line	Limit	Remark
MHz	dB	dB/m	dB	dBuV	dBuV/m	dBuV/m	dB	
1 q 5610.000	7.90	34.64	35.08	89.42	96.88	68.20	28.68	Peak
2 5758.168	8.00	34.22	35.01	53.65	60.86	68.20	-7.34	Peak



Test Mode: 28; Polarity: Horizontal; Modulation:802.11ax(Full RU0); Bandwidth:80MHz; Channel:High

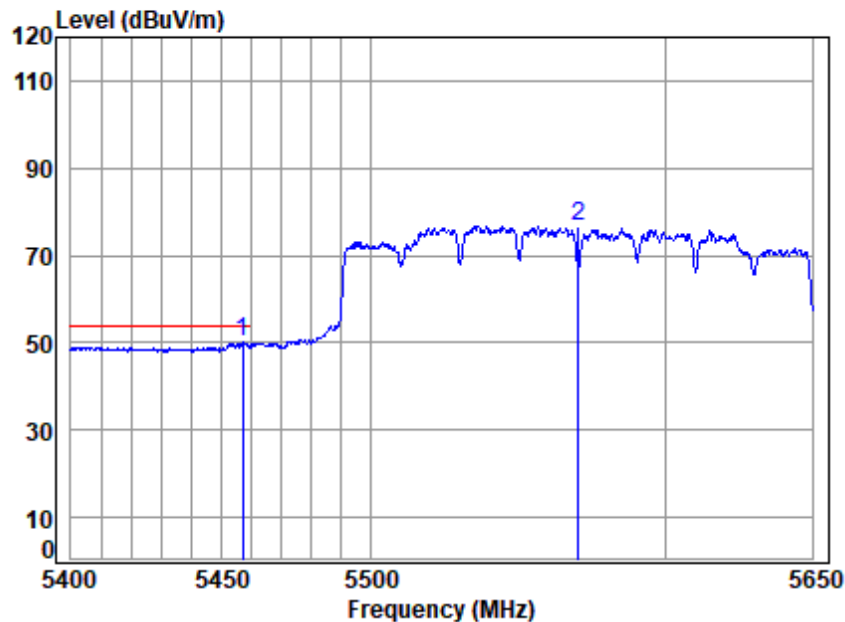


Site : chamber
Condition: 3m HORIZONTAL
Job No : 03367AT/03368AT
Mode : 5570 Band edge
: 5G WIFI 11AX160

		Cable	Ant	Preamp	Read	Limit	Over	
Freq		Loss	Factor	Factor	Level	Line	Limit	Remark
MHz		dB	dB/m	dB	dBuV	dBuV/m	dBuV/m	dB
1	5459.219	7.79	34.66	35.15	54.14	61.44	74.00	-12.56 peak
2	5465.647	7.79	34.64	35.15	54.02	61.30	68.20	-6.90 peak
3 q	5570.000	7.87	34.70	35.10	87.64	95.11	68.20	26.91 peak



Test Mode: 28; Polarity: Vertical; Modulation:802.11ax(Full RU0); Bandwidth:80MHz; Channel:High

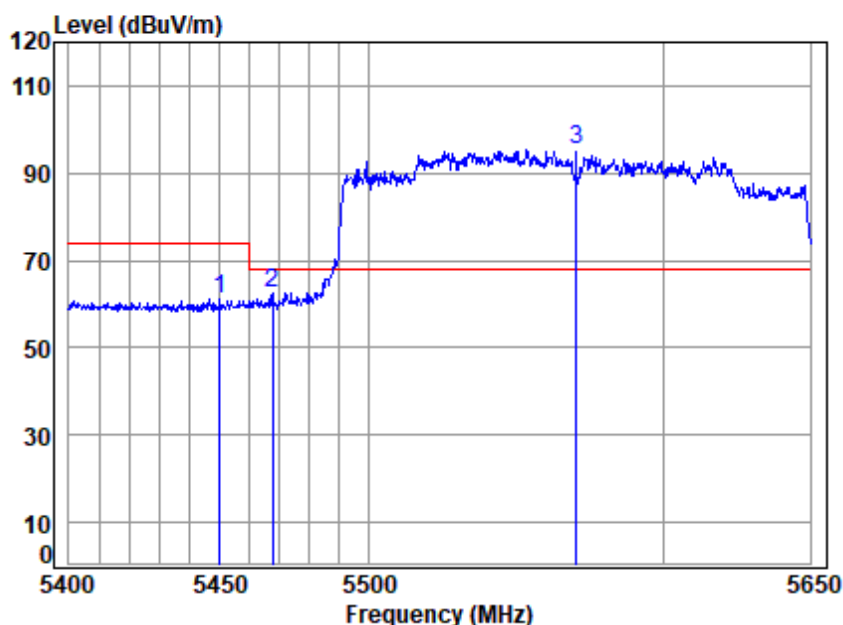


Site : chamber
Condition: 3m HORIZONTAL
Job No : 03367AT/03368AT
Mode : 5570 Band edge
: 5G WIFI 11AX160

		Cable	Ant	Preamp	Read	Limit	Over	
	Freq	Loss	Factor	Factor	Level	Level	Line	Limit Remark
	MHz	dB	dB/m	dB	dBuV	dBuV/m	dBuV/m	dB
1 q	5456.996	7.78	34.67	35.15	42.68	49.98	54.00	-4.02 Average
2	5570.000	7.87	34.70	35.10	69.29	76.76	-----	----- Average



Test Mode: 28; Polarity: Horizontal; Modulation:802.11ax(Full RU0); Bandwidth:160MHz; Channel:middle

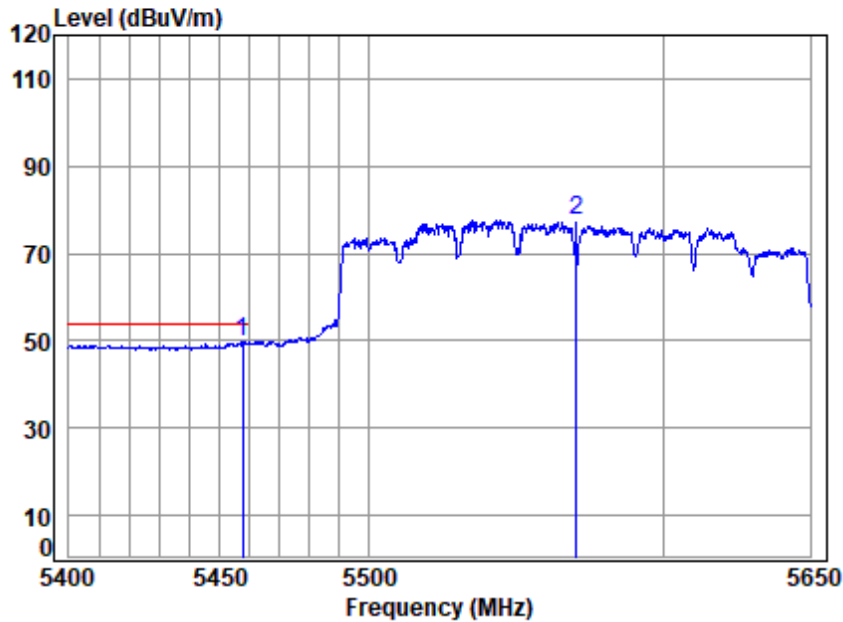


Site : chamber
Condition: 3m VERTICAL
Job No : 03367AT/03368AT
Mode : 5570 Band edge
: 5G WIFI 11AX160

		Cable	Ant	Preamp	Read	Limit	Over	
Freq		Loss	Factor	Factor	Level	Line	Limit	Remark
MHz		dB	dB/m	dB	dBuV	dBuV/m	dBuV/m	dB
1	5450.085	7.78	34.70	35.16	53.62	60.94	74.00	-13.06 Peak
2	5467.626	7.79	34.63	35.15	55.02	62.29	68.20	-5.91 peak
3 q	5570.000	7.87	34.70	35.10	87.67	95.14	68.20	26.94 Peak



Test Mode: 28; Polarity: Horizontal; Modulation:802.11ax(Full RU0); Bandwidth:160MHz; Channel:middle

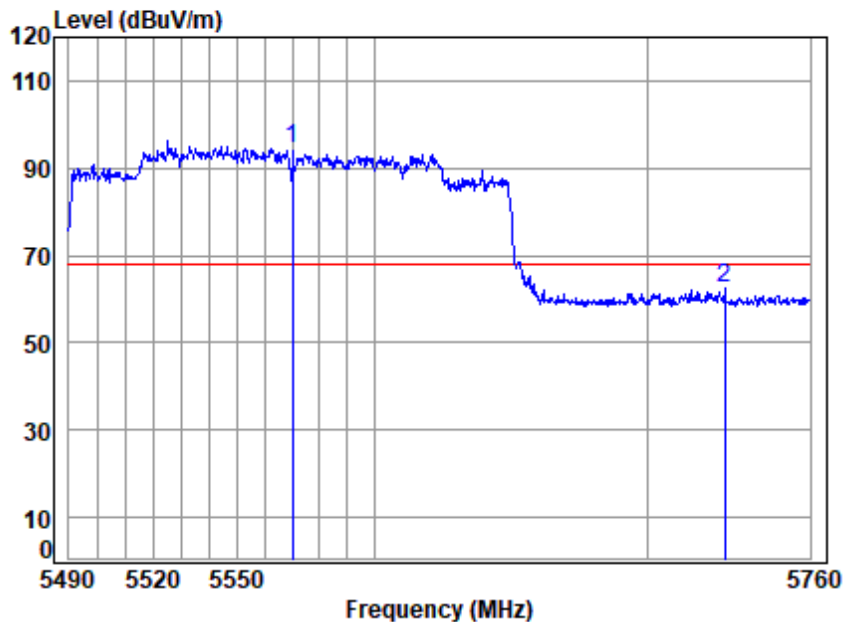


Site : chamber
Condition: 3m VERTICAL
Job No : 03367AT/03368AT
Mode : 5570 Band edge
: 5G WIFI 11AX160

		Cable	Ant	Preamp	Read	Limit	Over	
	Freq	Loss	Factor	Factor	Level	Level	Line	Limit Remark
	MHz	dB	dB/m	dB	dBuV	dBuV/m	dBuV/m	dB
1 q	5457.490	7.79	34.67	35.15	42.56	49.87	54.00	-4.13 Average
2	5570.000	7.87	34.70	35.10	70.18	77.65	-----	----- Average



Test Mode: 28; Polarity: Vertical; Modulation:802.11ax(Full RU0); Bandwidth:160MHz; Channel:middle

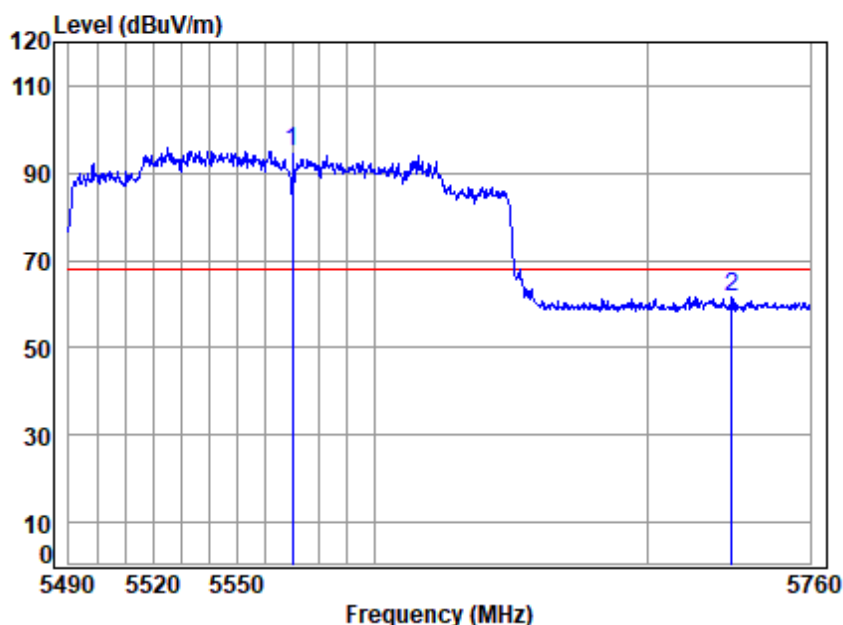


Site : chamber
Condition: 3m HORIZONTAL
Job No : 03367AT/03368AT
Mode : 5570 Band edge
: 5G WIFI 11AX160

	Cable	Ant	Preamp	Read		Limit	Over	
Freq	Loss	Factor	Factor	Level	Level	Line	Limit	Remark
MHz	dB	dB/m	dB	dBuV	dBuV/m	dBuV/m	dB	
1 q 5570.000	7.87	34.70	35.10	87.01	94.48	68.20	26.28	peak
2 5728.286	7.98	34.24	35.02	55.25	62.45	68.20	-5.75	peak



Test Mode: 28; Polarity: Vertical; Modulation:802.11ax(Full RU0); Bandwidth:160MHz; Channel:middle

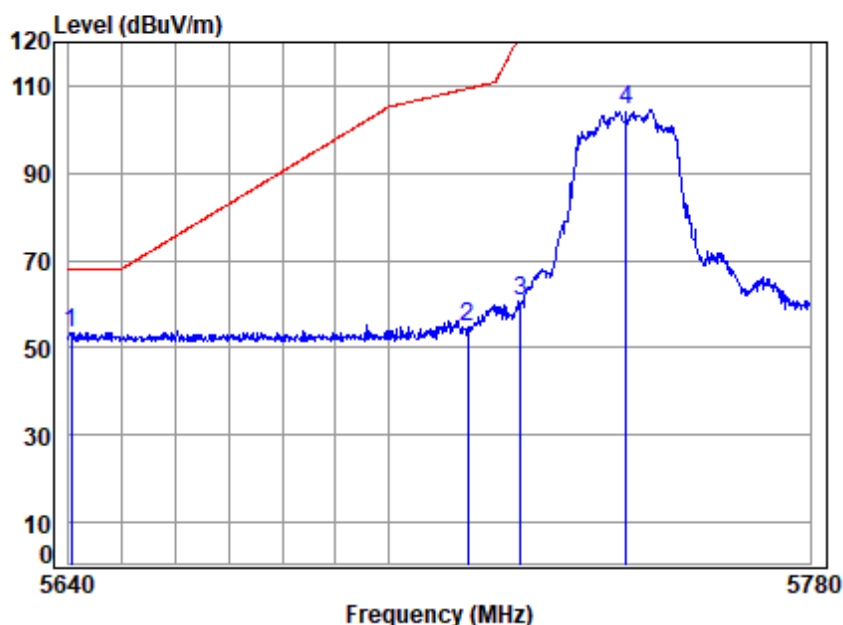


Site : chamber
Condition: 3m VERTICAL
Job No : 03367AT/03368AT
Mode : 5570 Band edge
: 5G WIFI 11AX160

		Cable	Ant	Preamp	Read	Limit	Over	
Freq	Loss	Factor	Factor	Level	Level	Line	Limit	Remark
MHz	dB	dB/m	dB	dBuV	dBuV/m	dBuV/m	dB	
1 q 5570.000	7.87	34.70	35.10	87.60	95.07	68.20	26.87	Peak
2 5731.037	7.98	34.24	35.02	54.32	61.52	68.20	-6.68	Peak



Test Mode: 29; Polarity: Horizontal; Modulation:802.11ax(Full RU0); Bandwidth:20MHz; Channel:Low

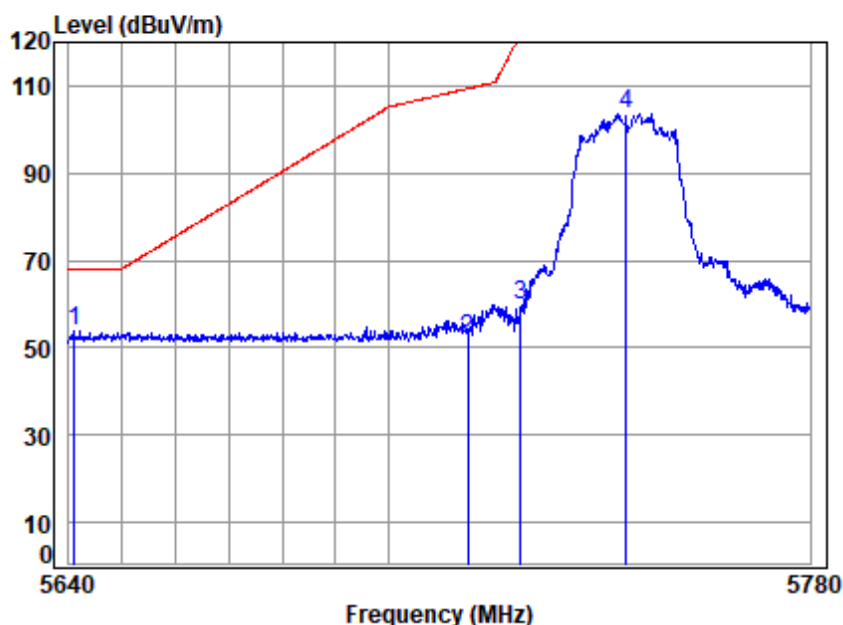


Site : chamber
Condition: 3m HORIZONTAL
Job No : 03367AT/03368AT
Mode : 5745 Band edge
: 5G WIFI 11AX20

		Cable	Ant	Preamp	Read	Limit	Over	
Freq		Loss	Factor	Factor	Level	Level	Line	Limit Remark
MHz		dB	dB/m	dB	dBuV	dBuV/m	dBuV/m	dB
1 q 5640.553		7.92	34.46	35.07	46.26	53.57	68.20	-14.63 peak
2 5715.000		7.97	34.27	35.03	47.71	54.92	109.40	-54.48 peak
3 5725.000		7.98	34.25	35.03	53.70	60.90	122.20	-61.30 peak
4 5745.000		7.99	34.21	35.02	97.37	104.55	-----	----- peak



Test Mode: 29; Polarity: Vertical; Modulation:802.11ax(Full RU0); Bandwidth:20MHz; Channel:Low

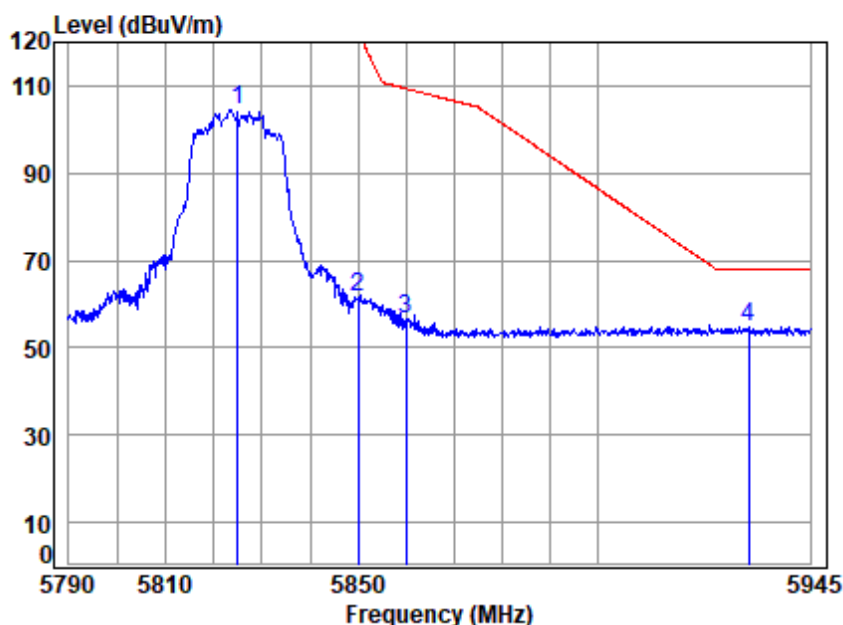


Site : chamber
Condition: 3m VERTICAL
Job No : 03367AT/03368AT
Mode : 5745 Band edge
: 5G WIFI 11AX20

		Cable	Ant	Preamp	Read	Limit	Over	
Freq	Loss	Factor	Factor	Level	Level	Line	Limit	Remark
MHz	dB	dB/m	dB	dBuV	dBuV/m	dBuV/m	dB	
1 q 5640.968	7.92	34.45	35.07	46.55	53.85	68.20	-14.35	peak
2 5715.000	7.97	34.27	35.03	44.88	52.09	109.40	-57.31	peak
3 5725.000	7.98	34.25	35.03	52.54	59.74	122.20	-62.46	peak
4 5745.000	7.99	34.21	35.02	96.45	103.63	-----	-----	peak



Test Mode: 29; Polarity: Horizontal; Modulation:802.11ax(Full RU0); Bandwidth:20MHz; Channel:High



Site : chamber
Condition: 3m HORIZONTAL
Job No : 03367AT/03368AT
Mode : 5825 Band edge
: 5G WIFI 11AX20

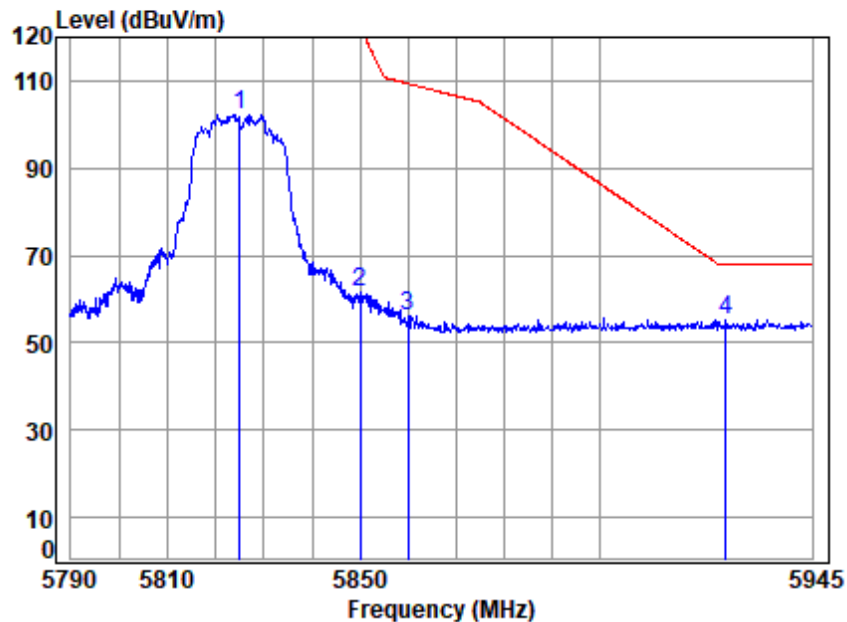
	Freq	Cable Loss	Ant Factor	Preamp Factor	Read Level	Limit Level	Limit Line	Over Limit	Remark
	MHz	dB	dB/m	dB	dBuV	dBuV/m	dBuV/m	dB	
1	5825.000	8.05	34.35	34.98	97.16	104.58	-----	-----	peak
2	5850.000	8.07	34.40	34.97	54.13	61.63	122.20	-60.57	peak
3	5860.000	8.07	34.44	34.96	49.20	56.75	109.40	-52.65	peak
4 q	5931.979	8.12	34.66	34.93	47.13	54.98	68.20	-13.22	peak



Unless otherwise agreed in writing, this document is issued by the Company subject to its General Conditions of Service printed overleaf, available on request or accessible at <https://www.sgs.com/en/Terms-and-Conditions>. Attention is drawn to the limitation of liability, indemnification and jurisdiction issues defined therein. Any holder of this document is advised that information contained hereon reflects the Company's findings at the time of its intervention only and within the limits of Client's instructions, if any. The Company's sole responsibility is to its Client and this document does not exonerate parties to a transaction from exercising all their rights and obligations under the transaction documents. This document cannot be reproduced except in full, without prior written approval of the Company. Any unauthorized alteration, forgery or falsification of the content or appearance of this document is unlawful and offenders may be prosecuted to the fullest extent of the law. Unless otherwise stated the results shown in this test report refer only to the sample(s) tested and such sample(s) are retained for 30 days only.

Attention: To check the authenticity of testing /inspection report & certificate, please contact us at telephone: (86-755) 8307 1443, or email: CN.Doccheck@sgs.com
No.1 Workshop, M-10, Middle Section, Science & Technology Park, Nanshan District, Shenzhen, Guangdong, China 518057 t (86-755) 26012053 f (86-755) 26710594 www.sgs.com.cn
中国·广东·深圳市南山区科技园中区M-10栋1号厂房 邮编: 518057 t (86-755) 26012053 f (86-755) 26710594 sgs.china@sgs.com

Test Mode: 29; Polarity: Vertical; Modulation:802.11ax(Full RU0); Bandwidth:20MHz; Channel:High

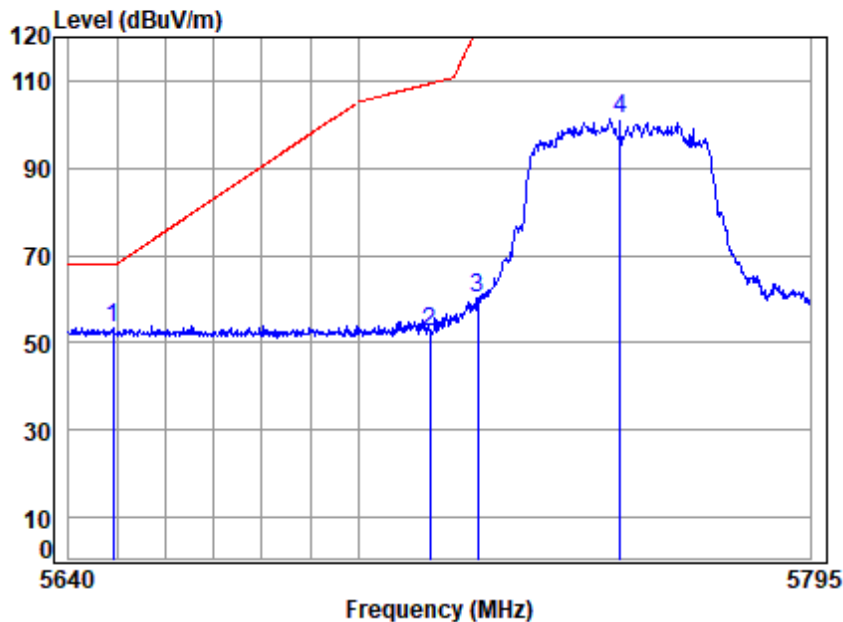


Site : chamber
Condition: 3m VERTICAL
Job No : 03367AT/03368AT
Mode : 5825 Band edge
: 5G WIFI 11AX20

		Cable	Ant	Preamp	Read	Limit	Over	
Freq	Loss	Factor	Factor	Level	Level	Line	Limit	Remark
MHz	dB	dB/m	dB	dBuV	dBuV/m	dBuV/m	dB	
1 5825.000	8.05	34.35	34.98	94.97	102.39	-----	-----	peak
2 5850.000	8.07	34.40	34.97	54.20	61.70	122.20	-60.50	peak
3 5860.000	8.07	34.44	34.96	48.80	56.35	109.40	-53.05	peak
4 q 5926.653	8.12	34.65	34.93	47.29	55.13	68.20	-13.07	peak



Test Mode: 29; Polarity: Horizontal; Modulation:802.11ax(Full RU0); Bandwidth:40MHz; Channel:Low

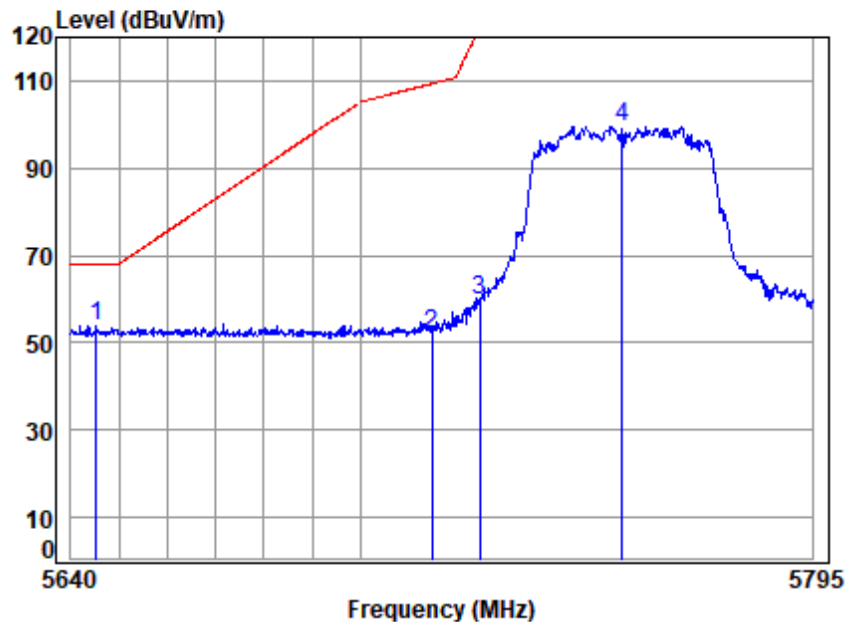


Site : chamber
Condition: 3m HORIZONTAL
Job No : 03367AT/03368AT
Mode : 5755 Band edge
: 5G WIFI 11AX40

		Cable	Ant	Preamp	Read	Limit	Over	
Freq		Loss	Factor	Factor	Level	Level	Line	Limit Remark
MHz		dB	dB/m	dB	dBuV	dBuV/m	dBuV/m	dB
1 q 5649.182		7.93	34.40	35.06	46.09	53.36	68.20	-14.84 peak
2 5715.000		7.97	34.27	35.03	45.33	52.54	109.40	-56.86 peak
3 5725.000		7.98	34.25	35.03	52.85	60.05	122.20	-62.15 peak
4 5755.000		8.00	34.21	35.01	94.00	101.20	-----	----- peak



Test Mode: 29; Polarity: Vertical; Modulation:802.11ax(Full RU0); Bandwidth:40MHz; Channel:Low

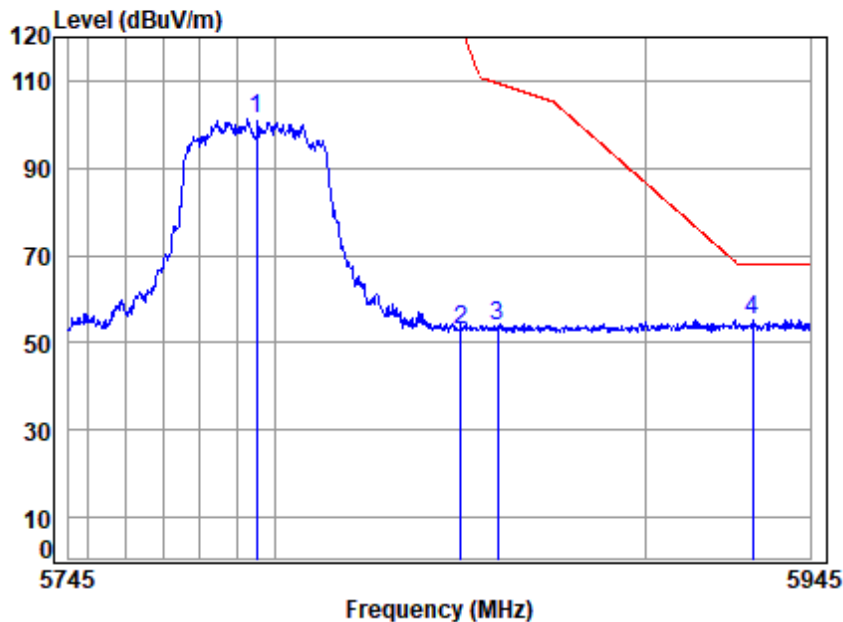


Site : chamber
Condition: 3m VERTICAL
Job No : 03367AT/03368AT
Mode : 5755 Band edge
: 5G WIFI 11AX40

		Cable	Ant	Preamp	Read	Limit	Over	
Freq	Loss	Factor	Factor	Level	Level	Line	Limit	Remark
MHz	dB	dB/m	dB	dBuV	dBuV/m	dBuV/m	dB	
1 q 5645.354	7.92	34.43	35.06	46.65	53.94	68.20	-14.26	peak
2 5715.000	7.97	34.27	35.03	44.97	52.18	109.40	-57.22	peak
3 5725.000	7.98	34.25	35.03	52.47	59.67	122.20	-62.53	peak
4 5755.000	8.00	34.21	35.01	92.46	99.66	-----	-----	peak



Test Mode: 29; Polarity: Horizontal; Modulation:802.11ax(Full RU0); Bandwidth:40MHz; Channel:High

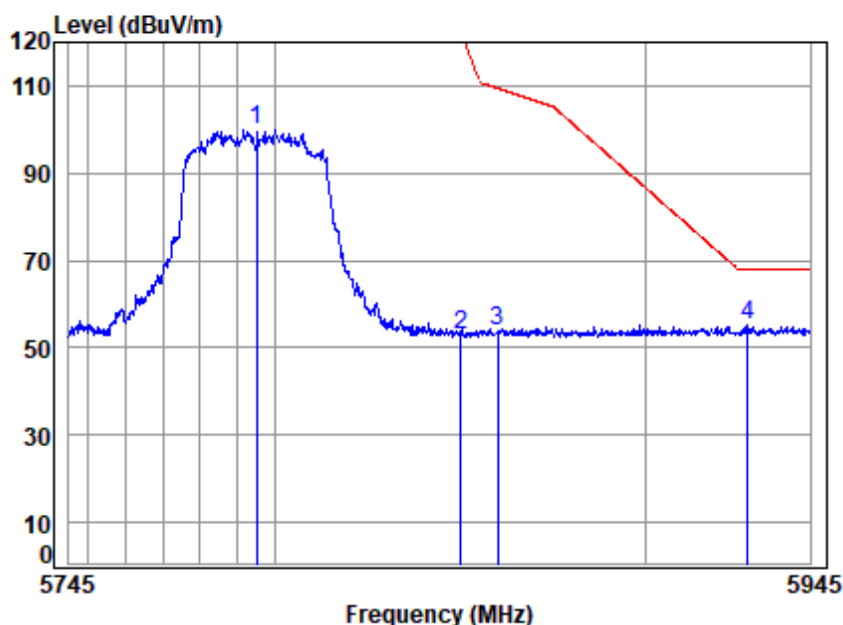


Site : chamber
Condition: 3m HORIZONTAL
Job No : 03367AT/03368AT
Mode : 5795 Band edge
: 5G WIFI 11AX40

		Cable	Ant	Preamp	Read	Limit	Over	
Freq	Loss	Factor	Factor	Level	Level	Line	Limit	Remark
MHz	dB	dB/m	dB	dBuV	dBuV/m	dBuV/m	dB	
1	5795.000	8.03	34.29	34.99	93.77	101.10	-----	peak
2	5850.000	8.07	34.40	34.97	45.29	52.79	122.20	-69.41 peak
3	5860.000	8.07	34.44	34.96	46.11	53.66	109.40	-55.74 peak
4 q	5929.153	8.12	34.66	34.93	47.27	55.12	68.20	-13.08 peak



Test Mode: 29; Polarity: Vertical; Modulation:802.11ax(Full RU0); Bandwidth:40MHz; Channel:High



Site : chamber
Condition: 3m VERTICAL
Job No : 03367AT/03368AT
Mode : 5795 Band edge
: 5G WIFI 11AX40

		Cable	Ant	Preamp	Read	Limit	Over	
Freq	Loss	Factor	Factor	Level	Level	Line	Limit	Remark
MHz	dB	dB/m	dB	dBuV	dBuV/m	dBuV/m	dB	
1	5795.000	8.03	34.29	34.99	92.77	100.10	-----	peak
2	5850.000	8.07	34.40	34.97	45.40	52.90	122.20	-69.30 peak
3	5860.000	8.07	34.44	34.96	46.34	53.89	109.40	-55.51 peak
4 q	5927.936	8.12	34.66	34.93	47.52	55.37	68.20	-12.83 peak



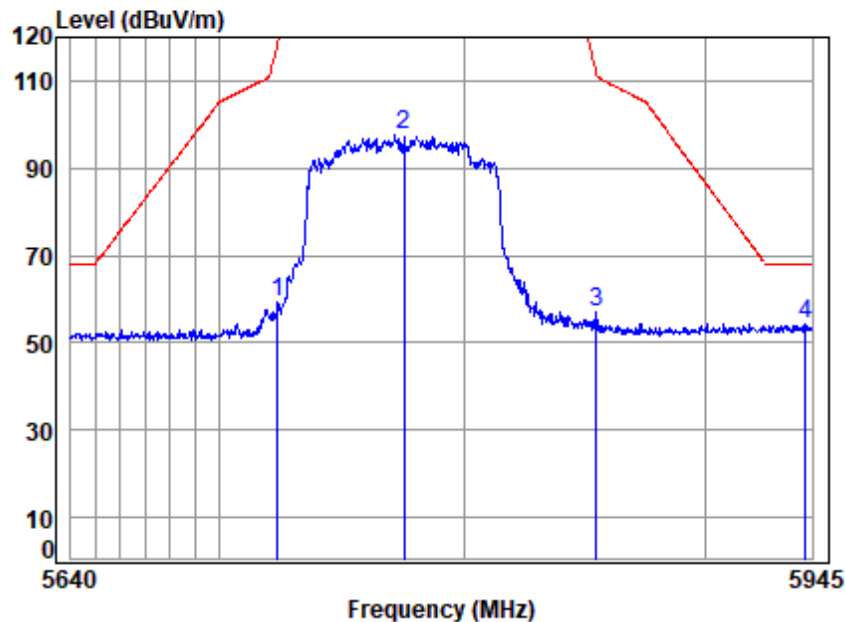
Unless otherwise agreed in writing, this document is issued by the Company subject to its General Conditions of Service printed overleaf, available on request or accessible at <https://www.sgs.com/en/Terms-and-Conditions>. Attention is drawn to the limitation of liability, indemnification and jurisdiction issues defined therein. Any holder of this document is advised that information contained hereon reflects the Company's findings at the time of its intervention only and within the limits of Client's instructions, if any. The Company's sole responsibility is to its Client and this document does not exonerate parties to a transaction from exercising all their rights and obligations under the transaction documents. This document cannot be reproduced except in full, without prior written approval of the Company. Any unauthorized alteration, forgery or falsification of the content or appearance of this document is unlawful and offenders may be prosecuted to the fullest extent of the law. Unless otherwise stated the results shown in this test report refer only to the sample(s) tested and such sample(s) are retained for 30 days only.

Attention: To check the authenticity of testing /inspection report & certificate, please contact us at telephone: (86-755) 8307 1443, or email: CN.Doccheck@sgs.com

SGS-CSTC Standards Technical Services Co., Ltd.
Shenzhen Branch (SZEMC) Laboratory

No.1 Workshop, M-10, Middle Section, Science & Technology Park, Nanshan District, Shenzhen, Guangdong, China 518057 t (86-755) 26012053 f (86-755) 26710594 www.sgs.com.cn
中国·广东·深圳市南山区科技园中区M-10栋1号厂房 邮编: 518057 t (86-755) 26012053 f (86-755) 26710594 sgs.china@sgs.com

Test Mode: 29; Polarity: Horizontal; Modulation:802.11ax(Full RU0); Bandwidth:80MHz; Channel:middle

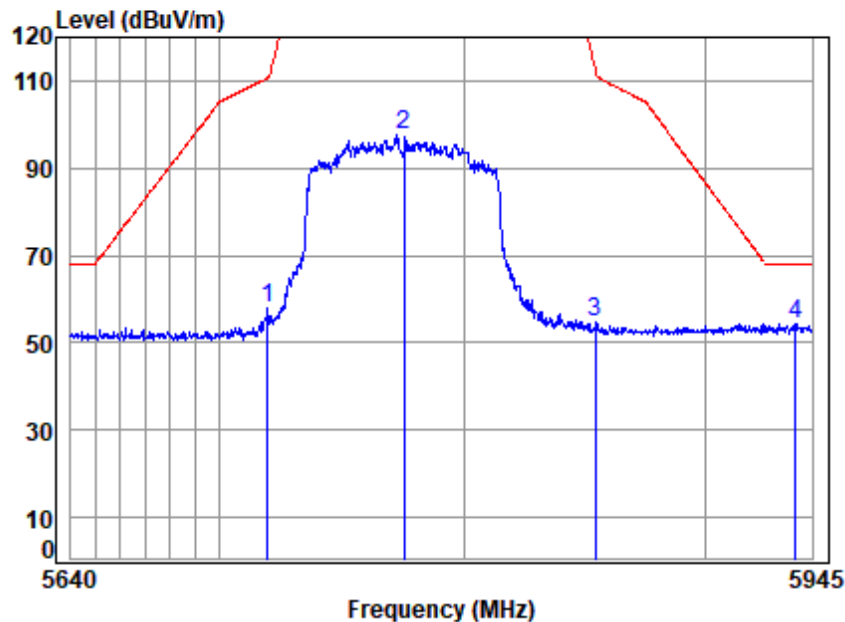


Site : chamber
Condition: 3m HORIZONTAL
Job No : 03367AT/03368AT
Mode : 5775 Band edge
: 5G WIFI 11AX80

		Cable	Ant	Preamp	Read	Limit	Over	
Freq		Loss	Factor	Factor	Level	Level	Line	Limit Remark
MHz		dB	dB/m	dB	dBuV	dBuV/m	dBuV/m	dB
1	5723.486	7.98	34.25	35.03	52.13	59.33	118.75	-59.42 peak
2	5775.000	8.01	34.25	35.00	90.41	97.67	-----	----- peak
3	5854.582	8.07	34.42	34.97	49.48	57.00	111.75	-54.75 peak
4 q	5942.183	8.13	34.68	34.93	46.47	54.35	68.20	-13.85 peak



Test Mode: 29; Polarity: Vertical; Modulation:802.11ax(Full RU0); Bandwidth:80MHz; Channel:middle

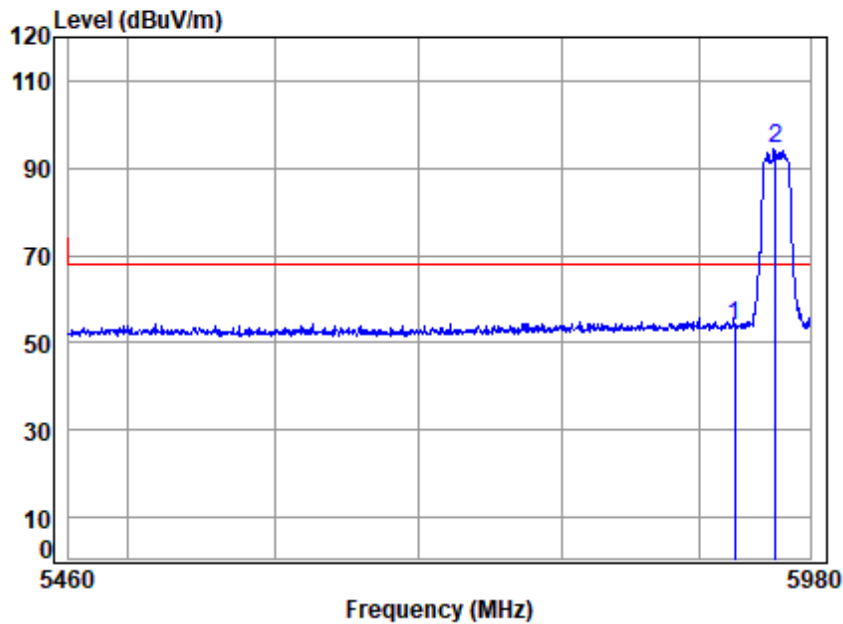


Site : chamber
Condition: 3m VERTICAL
Job No : 03367AT/03368AT
Mode : 5775 Band edge
: 5G WIFI 11AX80

		Cable	Ant	Preamp	Read	Limit	Over	
Freq	Loss	Factor	Factor	Level	Level	Line	Limit	Remark
MHz	dB	dB/m	dB	dBuV	dBuV/m	dBuV/m	dB	
1	5719.267	7.98	34.26	35.03	50.75	57.96	110.60	-52.64 peak
2	5775.000	8.01	34.25	35.00	90.20	97.46	-----	----- peak
3	5854.273	8.07	34.42	34.97	47.06	54.58	112.46	-57.88 peak
4 q	5938.116	8.13	34.68	34.93	46.60	54.48	68.20	-13.72 peak



Test Mode: 30; Polarity: Horizontal; Modulation: 802.11ax(Full RU0); Bandwidth: 20MHz; Channel: Low

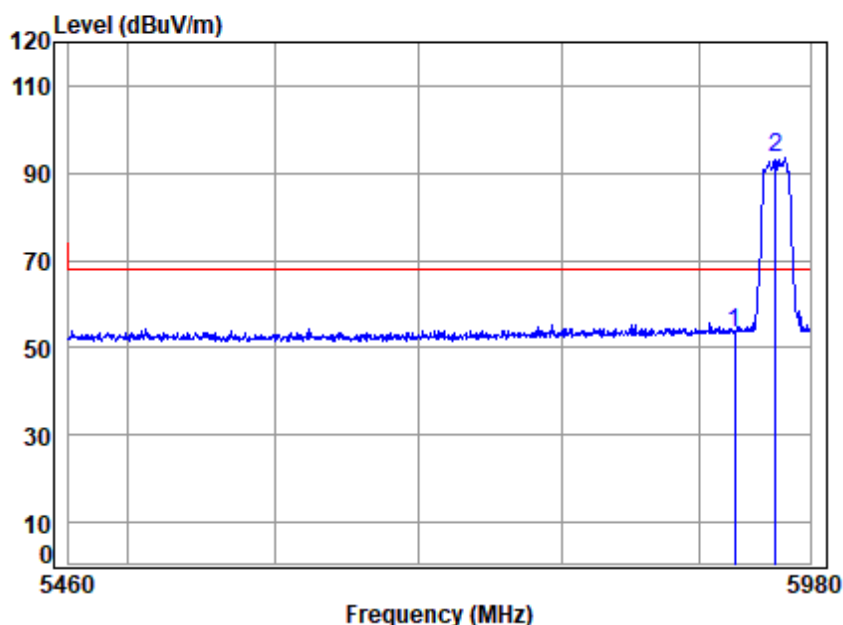


Site : chamber
Condition: 3m HORIZONTAL
Job No : 03367AT/03368AT
Mode : 5955 Band edge
: 6E WIFI 11AX20

		Cable	Ant	Preamp	Read		Limit	Over	
Freq		Loss	Factor	Factor	Level	Level	Line	Limit	Remark
MHz		dB	dB/m	dB	dBuV	dBuV/m	dBuV/m	dB	
1	5925.000	8.12	34.65	34.93	45.94	53.78	68.20	-14.42	peak
2 q	5955.000	8.14	34.72	34.92	86.50	94.44	68.20	26.24	peak



Test Mode: 30; Polarity: Vertical; Modulation:802.11ax(Full RU0); Bandwidth:20MHz; Channel:Low

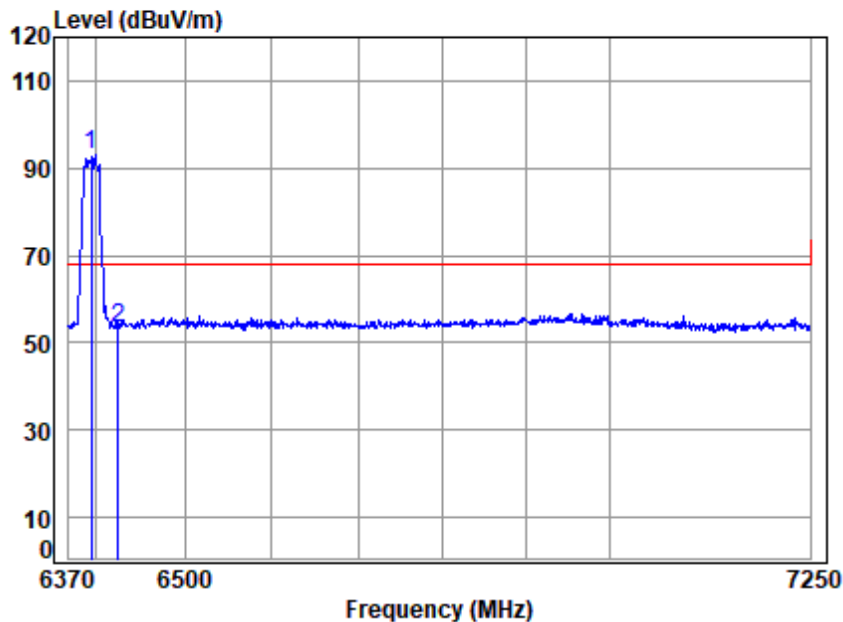


Site : chamber
 Condition: 3m VERTICAL
 Job No : 03367AT/03368AT
 Mode : 5955 Band edge
 : 6E WIFI 11AX20

		Cable	Ant	Preamp	Read		Limit	Over	
	Freq	Loss	Factor	Factor	Level	Level	Line	Limit	Remark
	MHz	dB	dB/m	dB	dBuV	dBuV/m	dBuV/m	dB	
1	5925.000	8.12	34.65	34.93	45.69	53.53	68.20	-14.67	peak
2 q	5955.000	8.14	34.72	34.92	85.51	93.45	68.20	25.25	peak



Test Mode: 30; Polarity: Horizontal; Modulation:802.11ax(Full RU0); Bandwidth:20MHz; Channel:High

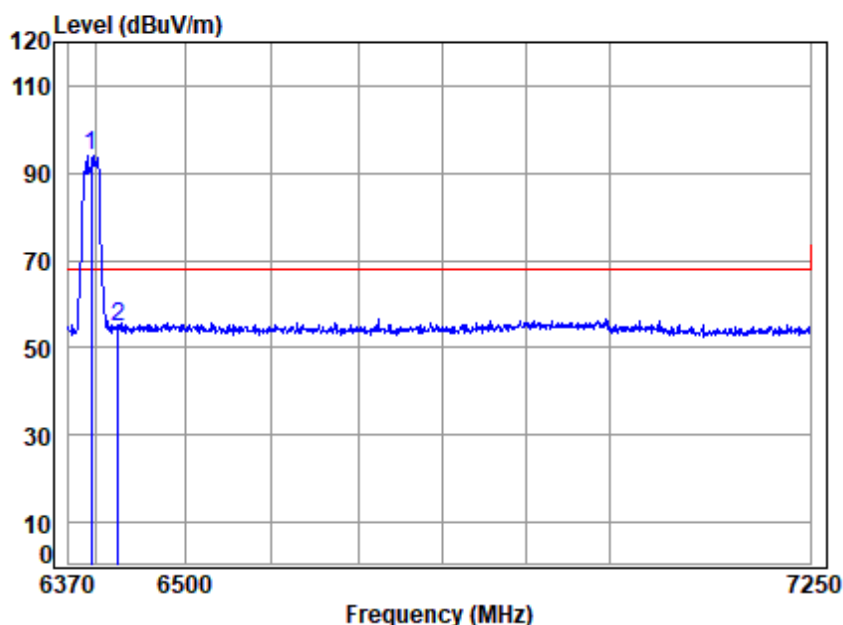


Site : chamber
Condition: 3m HORIZONTAL
Job No : 03367AT/03368AT
Mode : 6395 Band edge
: 6E WIFI 11AX20

		Cable	Ant	Preamp	Read	Limit	Over	
Freq	Loss	Factor	Factor	Level	Level	Line	Limit	Remark
MHz	dB	dB/m	dB	dBuV	dBuV/m	dBuV/m	dB	
1 q 6395.000	8.48	35.17	35.18	84.42	92.89	68.20	24.69	peak
2 6425.000	8.50	35.35	35.20	44.88	53.53	68.20	-14.67	peak



Test Mode: 30; Polarity: Vertical; Modulation:802.11ax(Full RU0); Bandwidth:20MHz; Channel:High

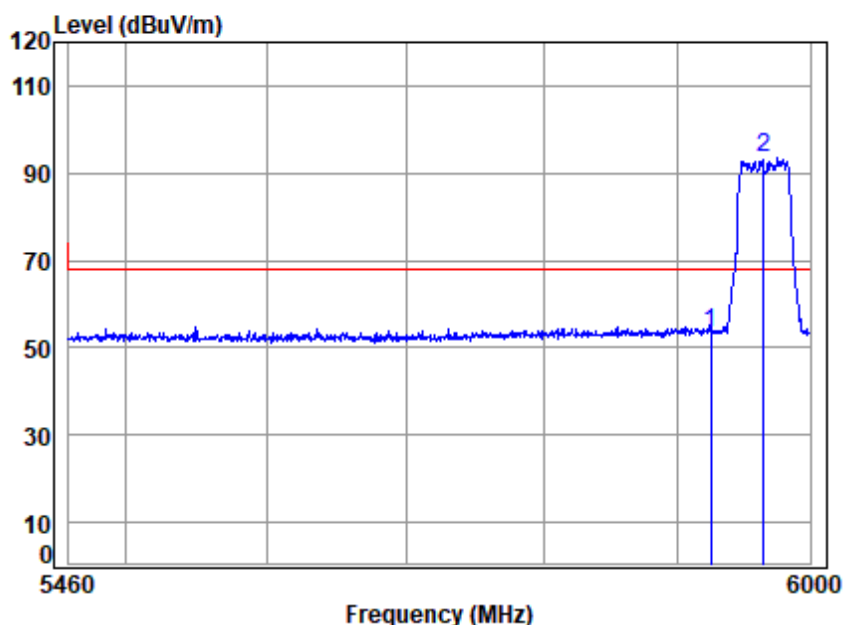


Site : chamber
Condition: 3m VERTICAL
Job No : 03367AT/03368AT
Mode : 6395 Band edge
: 6E WIFI 11AX20

		Cable	Ant	Preamp	Read	Limit	Over	
Freq		Loss	Factor	Factor	Level	Level	Line	Limit Remark
MHz		dB	dB/m	dB	dBuV	dBuV/m	dBuV/m	dB
1 q 6395.000		8.48	35.17	35.18	85.59	94.06	68.20	25.86 peak
2 6425.000		8.50	35.35	35.20	46.05	54.70	68.20	-13.50 peak



Test Mode: 30; Polarity: Horizontal; Modulation:802.11ax(Full RU0); Bandwidth:40MHz; Channel:Low

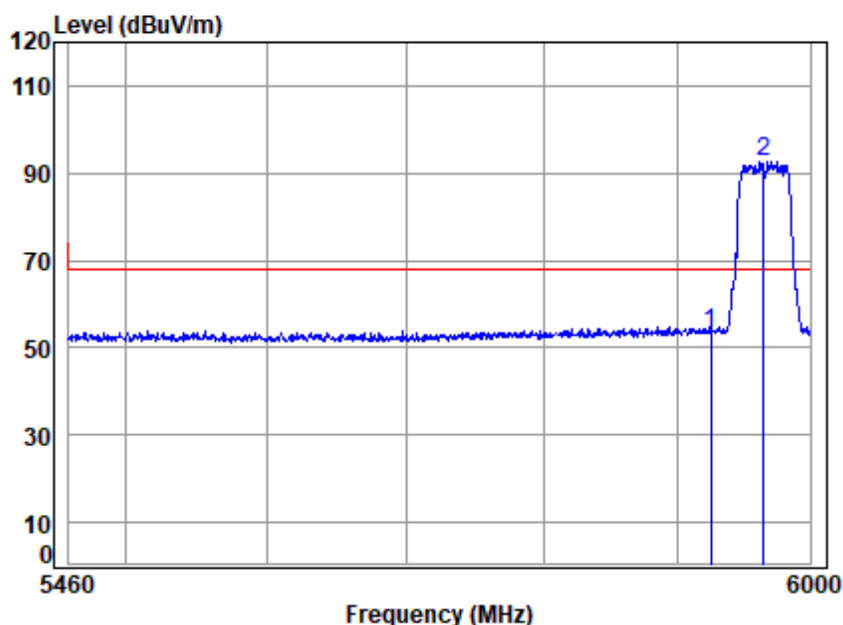


Site : chamber
Condition: 3m HORIZONTAL
Job No : 03367AT/03368AT
Mode : 5965 Band edge
: 6E WIFI 11AX40

		Cable	Ant	Preamp	Read		Limit	Over	
	Freq	Loss	Factor	Factor	Level	Level	Line	Limit	Remark
	MHz	dB	dB/m	dB	dBuV	dBuV/m	dBuV/m	dB	
1	5925.000	8.12	34.65	34.93	45.45	53.29	68.20	-14.91	peak
2 q	5965.000	8.15	34.76	34.92	85.34	93.33	68.20	25.13	peak



Test Mode: 30; Polarity: Vertical; Modulation:802.11ax(Full RU0); Bandwidth:40MHz; Channel:Low

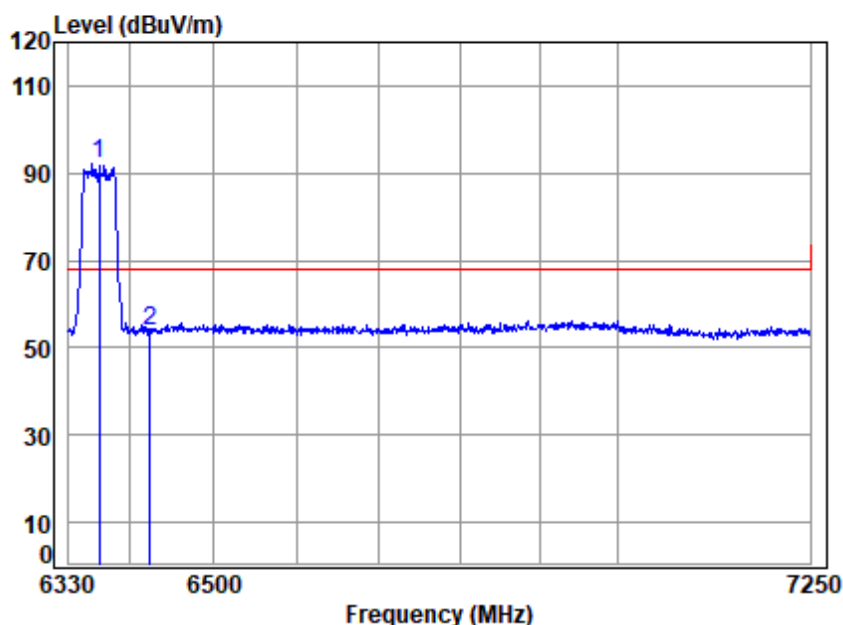


Site : chamber
Condition: 3m VERTICAL
Job No : 03367AT/03368AT
Mode : 5965 Band edge
: 6E WIFI 11AX40

		Cable	Ant	Preamp	Read		Limit	Over	
	Freq	Loss	Factor	Factor	Level	Level	Line	Limit	Remark
	MHz	dB	dB/m	dB	dBuV	dBuV/m	dBuV/m	dB	
1	5925.000	8.12	34.65	34.93	45.61	53.45	68.20	-14.75	peak
2 q	5965.000	8.15	34.76	34.92	84.66	92.65	68.20	24.45	peak



Test Mode: 30; Polarity: Horizontal; Modulation:802.11ax(Full RU0); Bandwidth:40MHz; Channel:High

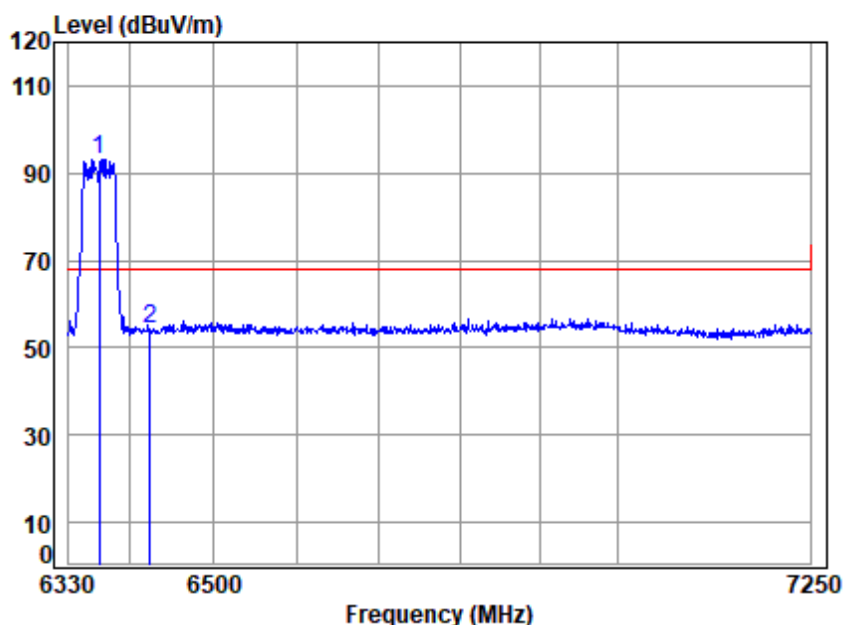


Site : chamber
Condition: 3m HORIZONTAL
Job No : 03367AT/03368AT
Mode : 6365 Band edge
: 6E WIFI 11AX40

		Cable	Ant	Preamp	Read	Limit	Over	
Freq	Loss	Factor	Factor	Level	Level	Line	Limit	Remark
MHz	dB	dB/m	dB	dBuV	dBuV/m	dBuV/m	dB	
1 q 6365.000	8.46	34.99	35.16	83.90	92.19	68.20	23.99	peak
2 6425.000	8.50	35.35	35.20	45.40	54.05	68.20	-14.15	peak



Test Mode: 30; Polarity: Vertical; Modulation:802.11ax(Full RU0); Bandwidth:40MHz; Channel:High

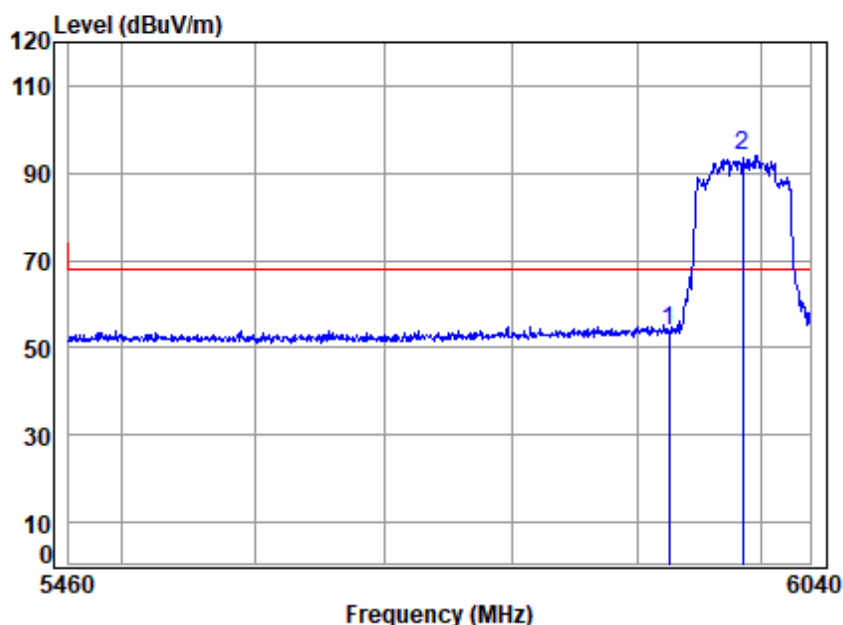


Site : chamber
Condition: 3m VERTICAL
Job No : 03367AT/03368AT
Mode : 6365 Band edge
: 6E WIFI 11AX40

		Cable	Ant	Preamp	Read	Limit	Over	
Freq	Loss	Factor	Factor	Level	Level	Line	Limit	Remark
MHz	dB	dB/m	dB	dBuV	dBuV/m	dBuV/m	dB	
1 q 6365.000	8.46	34.99	35.16	84.80	93.09	68.20	24.89	peak
2 6425.000	8.50	35.35	35.20	45.51	54.16	68.20	-14.04	peak



Test Mode: 30; Polarity: Horizontal; Modulation:802.11ax(Full RU0); Bandwidth:80MHz; Channel:Low

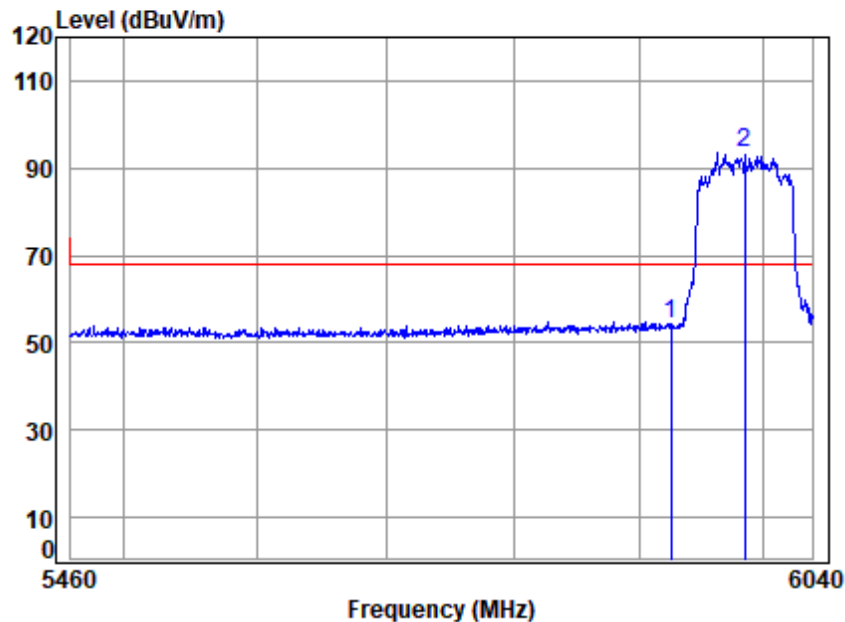


Site : chamber
Condition: 3m HORIZONTAL
Job No : 03367AT/03368AT
Mode : 5985 Band edge
: 6E WIFI 11AX80

		Cable	Ant	Preamp	Read	Limit	Over	
Freq	Loss	Factor	Factor	Level	Level	Line	Limit	Remark
MHz	dB	dB/m	dB	dBuV	dBuV/m	dBuV/m	dB	
1	5925.000	8.12	34.65	34.93	46.03	53.87	68.20	-14.33 peak
2 q	5985.000	8.16	34.84	34.91	86.06	94.15	68.20	25.95 peak



Test Mode: 30; Polarity: Vertical; Modulation:802.11ax(Full RU0); Bandwidth:80MHz; Channel:Low

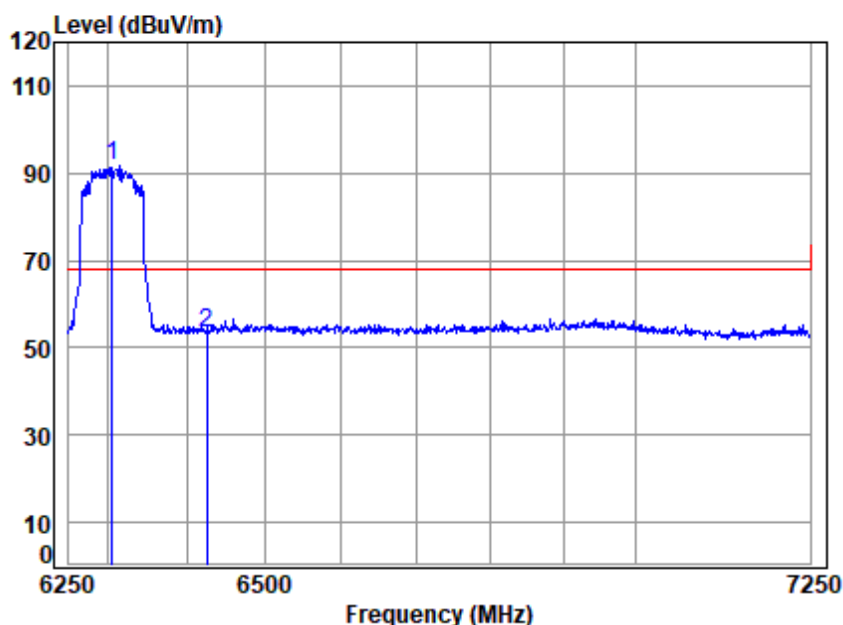


Site : chamber
Condition: 3m VERTICAL
Job No : 03367AT/03368AT
Mode : 5985 Band edge
: 6E WIFI 11AX80

		Cable	Ant	Preamp	Read		Limit	Over	
	Freq	Loss	Factor	Factor	Level	Level	Line	Limit	Remark
	MHz	dB	dB/m	dB	dBuV	dBuV/m	dBuV/m	dB	
1	5925.000	8.12	34.65	34.93	46.29	54.13	68.20	-14.07	peak
2 q	5985.000	8.16	34.84	34.91	85.61	93.70	68.20	25.50	peak



Test Mode: 30; Polarity: Horizontal; Modulation:802.11ax(Full RU0); Bandwidth:80MHz; Channel:High

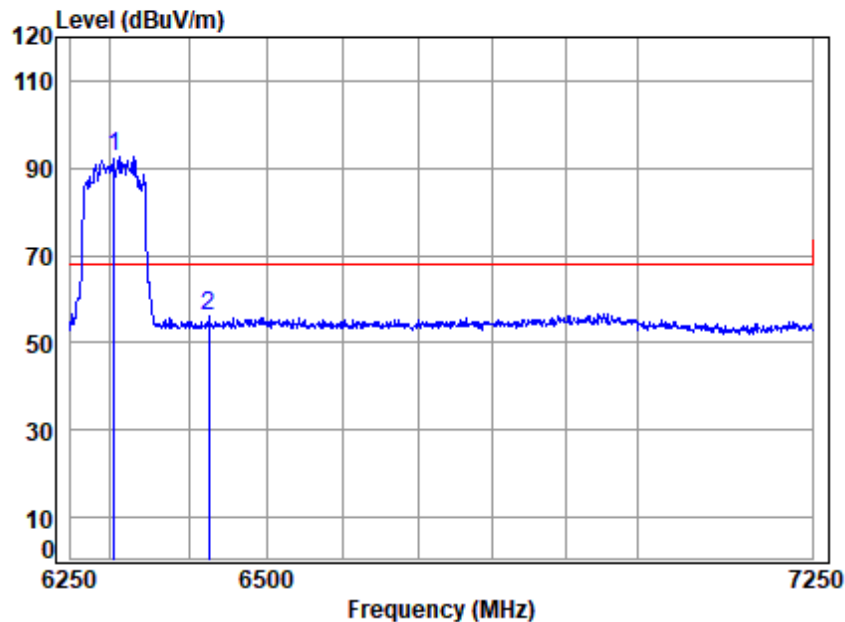


Site : chamber
Condition: 3m HORIZONTAL
Job No : 03367AT/03368AT
Mode : 6305 Band edge
: 6E WIFI 11AX80

		Cable	Ant	Preamp	Read	Limit	Over	
Freq		Loss	Factor	Factor	Level	Line	Limit	Remark
MHz		dB	dB/m	dB	dBuV	dBuV/m	dBuV/m	dB
1 q 6305.000		8.41	34.99	35.12	83.30	91.58	68.20	23.38 peak
2 6425.000		8.50	35.35	35.20	44.75	53.40	68.20	-14.80 peak



Test Mode: 30; Polarity: Vertical; Modulation:802.11ax(Full RU0); Bandwidth:80MHz; Channel:High

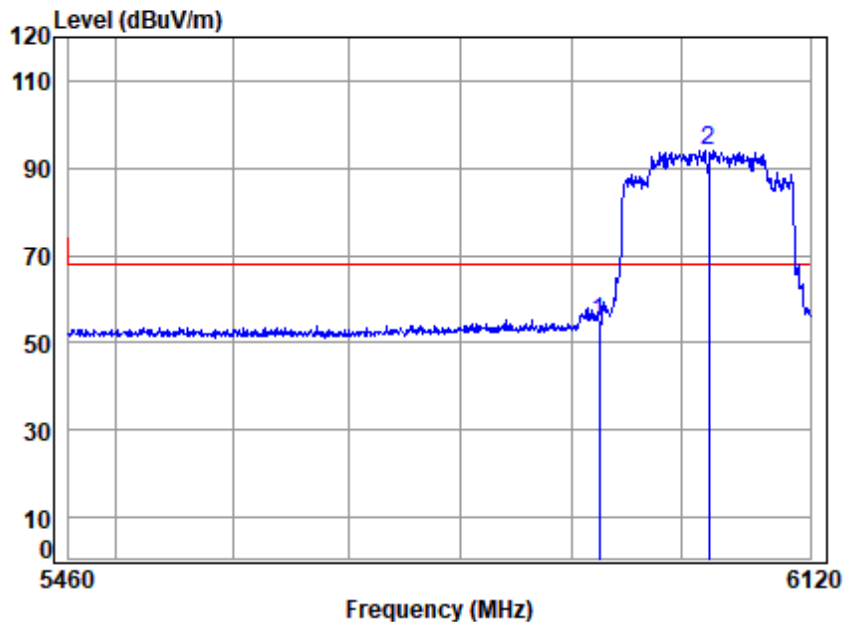


Site : chamber
Condition: 3m VERTICAL
Job No : 03367AT/03368AT
Mode : 6305 Band edge
: 6E WIFI 11AX80

		Cable	Ant	Preamp	Read	Limit	Over	
Freq		Loss	Factor	Factor	Level	Level	Line	Limit Remark
MHz		dB	dB/m	dB	dBuV	dBuV/m	dBuV/m	dB
1 q 6305.000		8.41	34.99	35.12	84.57	92.85	68.20	24.65 peak
2 6425.000		8.50	35.35	35.20	47.41	56.06	68.20	-12.14 peak



Test Mode: 30; Polarity: Horizontal; Modulation:802.11ax(Full RU0); Bandwidth:160MHz; Channel:Low

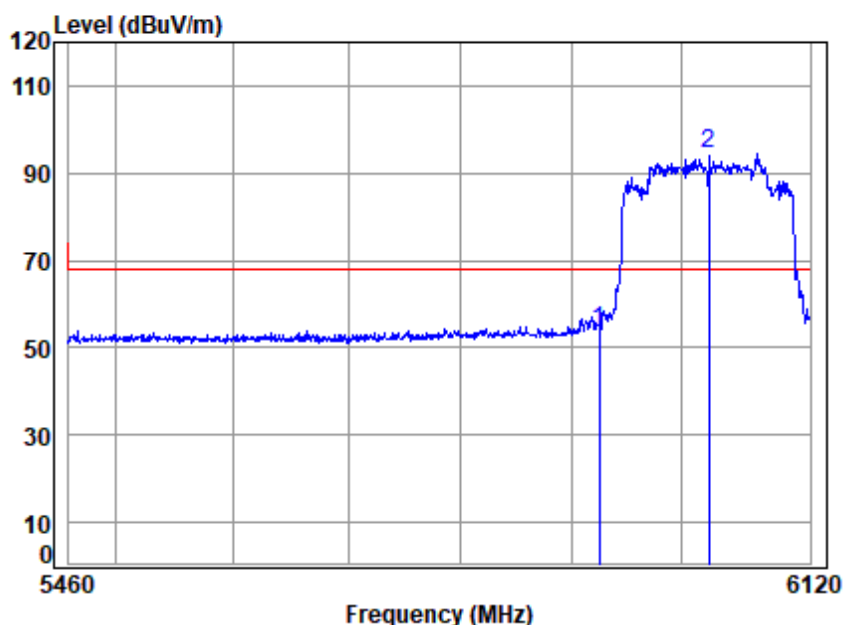


Site : chamber
Condition: 3m HORIZONTAL
Job No : 03367AT/03368AT
Mode : 6025 Band edge
: 6E WIFI 11AX160

		Cable	Ant	Preamp	Read	Limit	Over	
	Freq	Loss	Factor	Factor	Level	Level	Line	Limit Remark
	MHz	dB	dB/m	dB	dBuV	dBuV/m	dBuV/m	dB
1	5925.000	8.12	34.65	34.93	46.77	54.61	68.20	-13.59 peak
2 q	6025.000	8.19	34.95	34.92	85.71	93.93	68.20	25.73 peak



Test Mode: 30; Polarity: Vertical; Modulation:802.11ax(Full RU0); Bandwidth:160MHz; Channel:Low

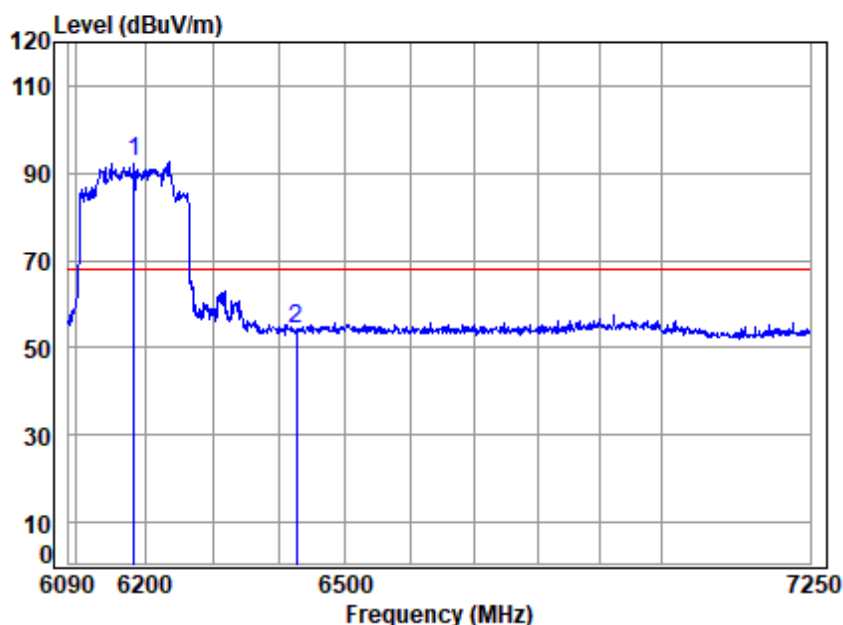


Site : chamber
Condition: 3m VERTICAL
Job No : 03367AT/03368AT
Mode : 6025 Band edge
: 6E WIFI 11AX160

		Cable	Ant	Preamp	Read	Limit	Over	
Freq	Loss	Factor	Factor	Level	Level	Line	Limit	Remark
MHz	dB	dB/m	dB	dBuV	dBuV/m	dBuV/m	dB	
1	5925.000	8.12	34.65	34.93	45.96	53.80	68.20	-14.40 peak
2 q	6025.000	8.19	34.95	34.92	86.33	94.55	68.20	26.35 peak



Test Mode: 30; Polarity: Horizontal; Modulation:802.11ax(Full RU0); Bandwidth:160MHz; Channel:High

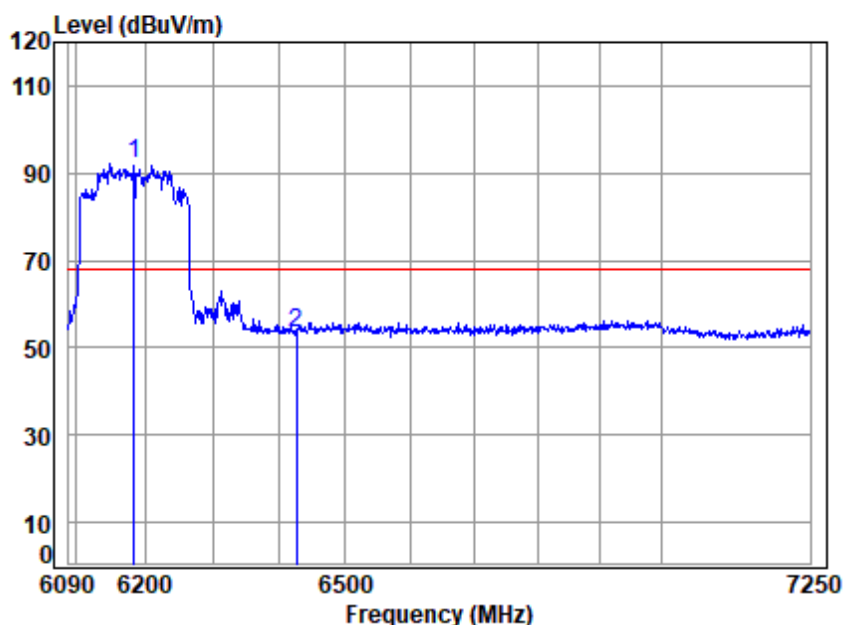


Site : chamber
Condition: 3m HORIZONTAL
Job No : 03367AT/03368AT
Mode : 6185 Band edge
: 6E WIFI 11AX160

		Cable	Ant	Preamp	Read	Limit	Over	
Freq	Loss	Factor	Factor	Level	Level	Line	Limit	Remark
MHz	dB	dB/m	dB	dBuV	dBuV/m	dBuV/m	dB	
1 q 6185.000	8.32	34.76	35.03	84.36	92.41	68.20	24.21	peak
2 6425.000	8.50	35.35	35.20	45.58	54.23	68.20	-13.97	peak



Test Mode: 30; Polarity: Vertical; Modulation:802.11ax(Full RU0); Bandwidth:160MHz; Channel:High

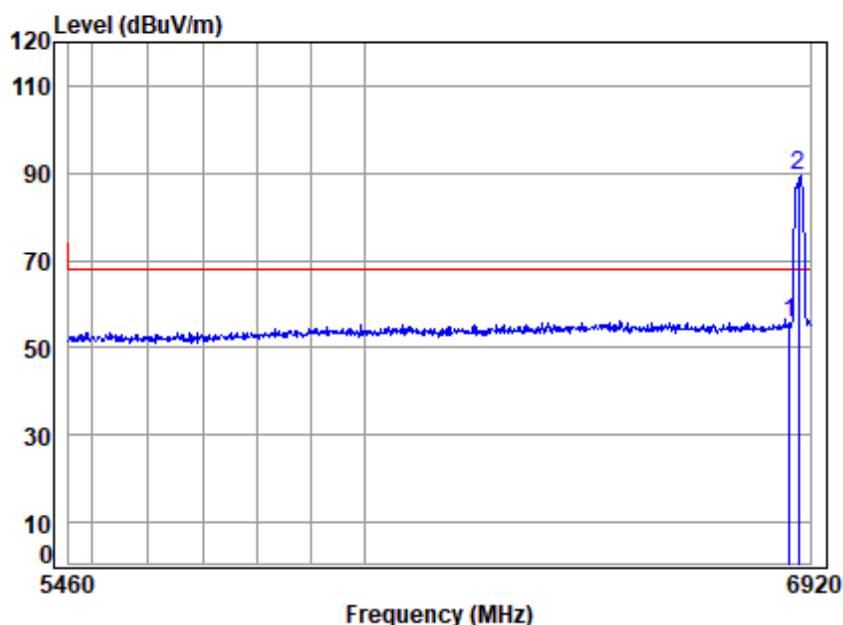


Site : chamber
Condition: 3m VERTICAL
Job No : 03367AT/03368AT
Mode : 6185 Band edge
: 6E WIFI 11AX160

		Cable	Ant	Preamp	Read		Limit	Over	
Freq		Loss	Factor	Factor	Level	Level	Line	Limit	Remark
MHz		dB	dB/m	dB	dBuV	dBuV/m	dBuV/m	dB	
1 q 6185.000		8.32	34.76	35.03	83.94	91.99	68.20	23.79	peak
2 6425.000		8.50	35.35	35.20	44.78	53.43	68.20	-14.77	peak



Test Mode: 33; Polarity: Horizontal; Modulation:802.11ax(Full RU0); Bandwidth:20MHz; Channel:High



Site : chamber
Condition: 3m HORIZONTAL
Job No : 03367AT/03368AT
Mode : 6895 Band edge
: 6E WIFI 11AX20

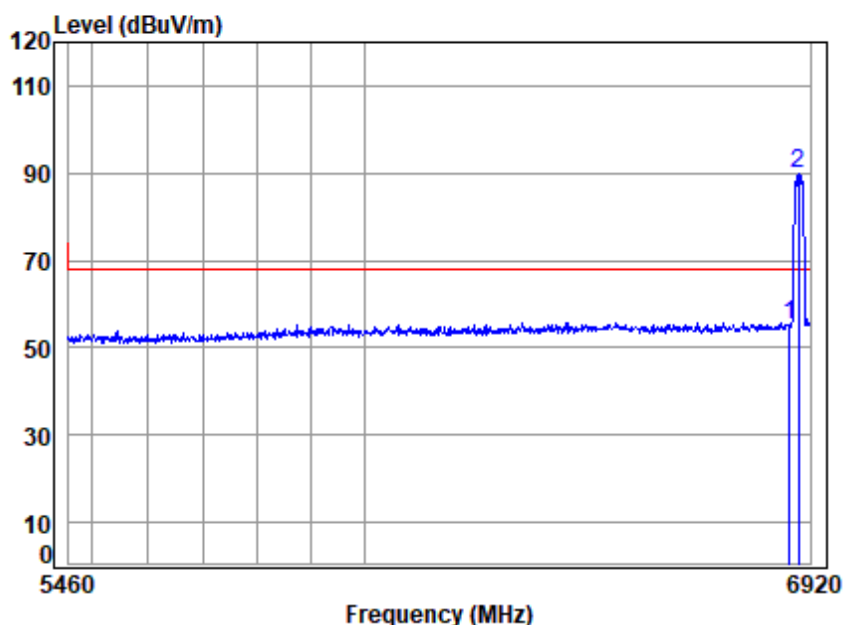
		Cable	Ant	Preamp	Read	Limit	Over	
	Freq	Loss	Factor	Factor	Level	Level	Line	Limit Remark
	MHz	dB	dB/m	dB	dBuV	dBuV/m	dBuV/m	dB
1	6875.000	8.83	35.55	35.49	46.63	55.52	68.20	-12.68 peak
2 q	6895.000	8.85	35.59	35.50	80.64	89.58	68.20	21.38 peak



Unless otherwise agreed in writing, this document is issued by the Company subject to its General Conditions of Service printed overleaf, available on request or accessible at <https://www.sgs.com/en/Terms-and-Conditions>. Attention is drawn to the limitation of liability, indemnification and jurisdiction issues defined therein. Any holder of this document is advised that information contained hereon reflects the Company's findings at the time of its intervention only and within the limits of Client's instructions, if any. The Company's sole responsibility is to its Client and this document does not exonerate parties to a transaction from exercising all their rights and obligations under the transaction documents. This document cannot be reproduced except in full, without prior written approval of the Company. Any unauthorized alteration, forgery or falsification of the content or appearance of this document is unlawful and offenders may be prosecuted to the fullest extent of the law. Unless otherwise stated the results shown in this test report refer only to the sample(s) tested and such sample(s) are retained for 30 days only.

Attention: To check the authenticity of testing / inspection report & certificate, please contact us at telephone: (86-755) 8307 1443, or email: CN.Doccheck@sgs.com

Test Mode: 33; Polarity: Vertical; Modulation:802.11ax(Full RU0); Bandwidth:20MHz; Channel:High

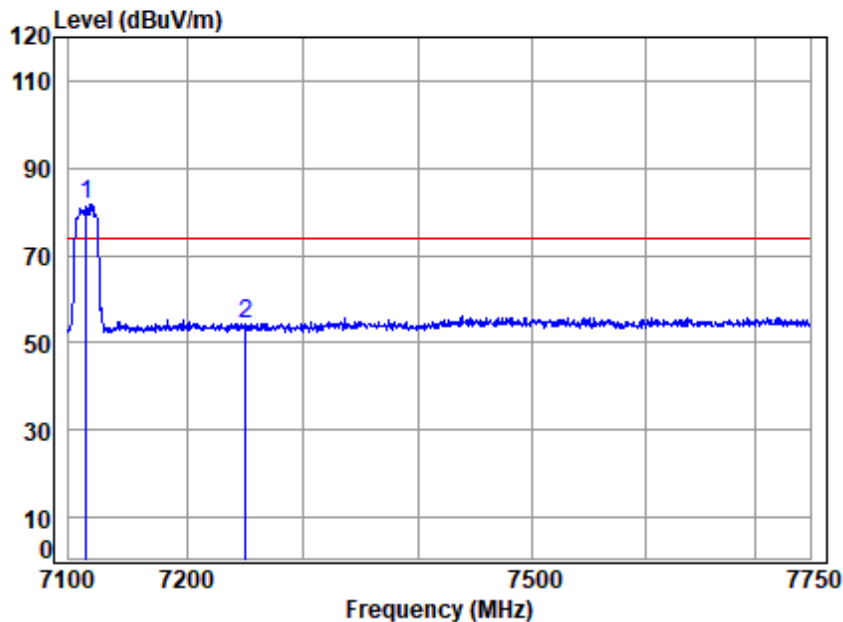


Site : chamber
Condition: 3m VERTICAL
Job No : 03367AT/03368AT
Mode : 6895 Band edge
: 6E WIFI 11AX20

		Cable	Ant	Preamp	Read	Limit	Over	
Freq		Loss	Factor	Factor	Level	Level	Line	Limit Remark
MHz		dB	dB/m	dB	dBuV	dBuV/m	dBuV/m	dB
1	6875.000	8.83	35.55	35.49	46.19	55.08	68.20	-13.12 peak
2 q	6895.000	8.85	35.59	35.50	81.10	90.04	68.20	21.84 peak



Test Mode: 33; Polarity: Horizontal; Modulation:802.11ax(Full RU0); Bandwidth:20MHz; Channel:Low

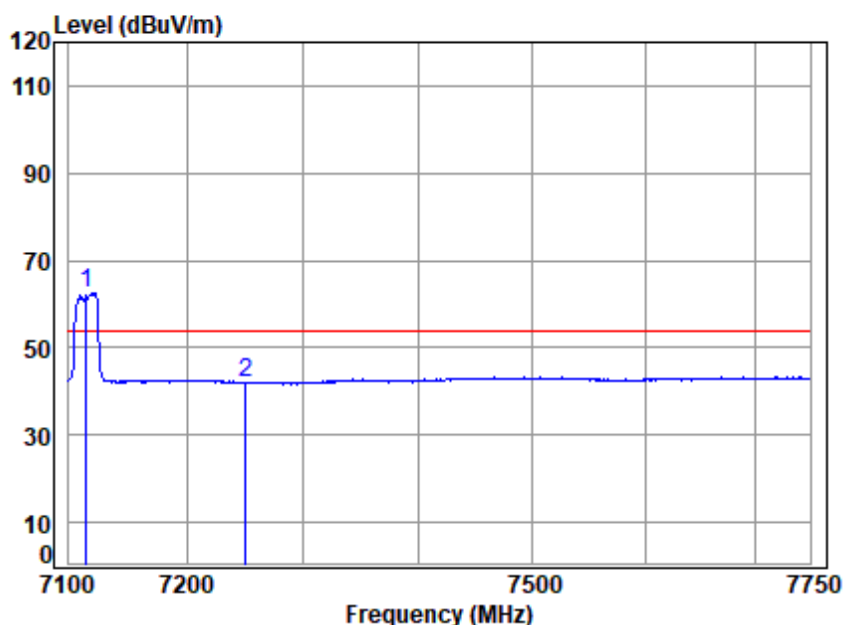


Site : chamber
Condition: 3m HORIZONTAL
Job No : 03367AT/03368AT
Mode : 7115 Band edge
: 6E WIFI 11AX20

		Cable	Ant	Preamp	Read		Limit	Over	
Freq		Loss	Factor	Factor	Level	Level	Line	Limit	Remark
MHz		dB	dB/m	dB	dBuV	dBuV/m	dBuV/m	dB	
1 q 7115.000		9.06	35.80	35.69	72.53	81.70	74.00	7.70	peak
2 7250.000		9.23	35.70	35.83	45.12	54.22	74.00	-19.78	peak



Test Mode: 33; Polarity: Horizontal; Modulation:802.11ax(Full RU0); Bandwidth:20MHz; Channel:Low

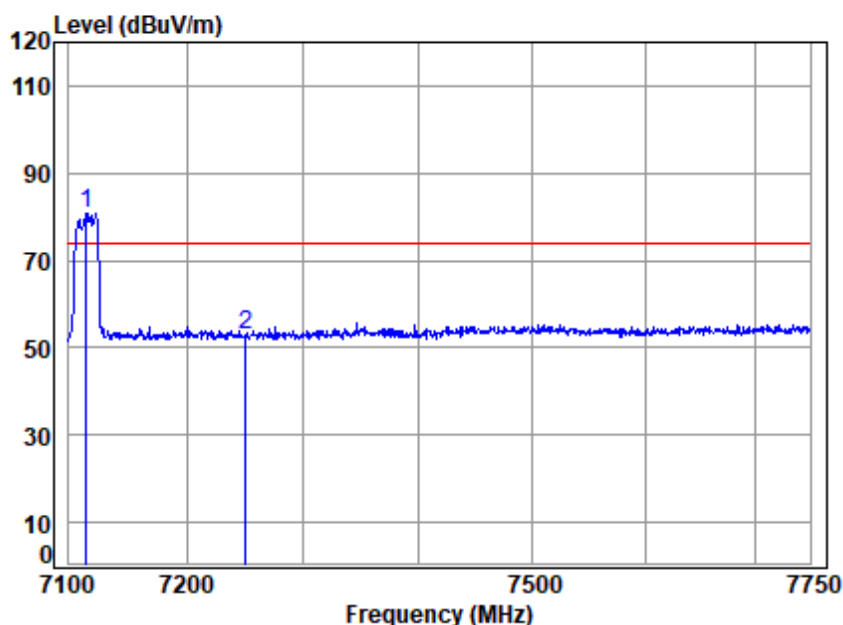


Site : chamber
Condition: 3m HORIZONTAL
Job No : 03367AT/03368AT
Mode : 7115 Band edge
: 6E WIFI 11AX20

		Cable	Ant	Preamp	Read	Limit	Over	
Freq	Loss	Factor	Factor	Level	Level	Line	Limit	Remark
MHz	dB	dB/m	dB	dBuV	dBuV/m	dBuV/m	dB	
1 q 7115.000	9.06	35.80	35.69	53.41	62.58	54.00	8.58	Average
2 7250.000	9.23	35.70	35.83	33.01	42.11	54.00	-11.89	Average



Test Mode: 33; Polarity: Vertical; Modulation:802.11ax(Full RU0); Bandwidth:20MHz; Channel:Low

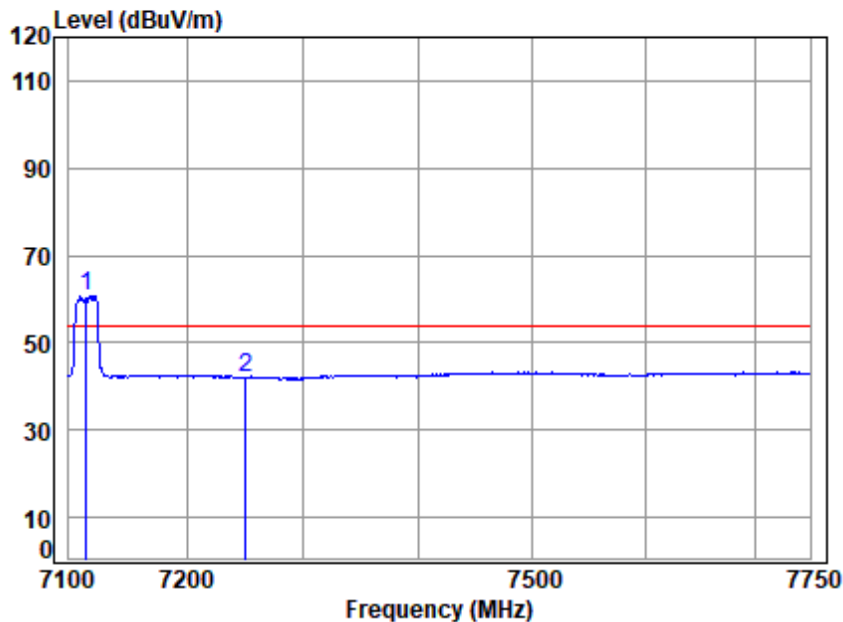


Site : chamber
Condition: 3m VERTICAL
Job No : 03367AT/03368AT
Mode : 7115 Band edge
: 6E WIFI 11AX20

		Cable	Ant	Preamp	Read	Limit	Over	
Freq	Loss	Factor	Factor	Level	Level	Line	Limit	Remark
MHz	dB	dB/m	dB	dBuV	dBuV/m	dBuV/m	dB	
1 q 7115.000	9.06	35.80	35.69	71.80	80.97	74.00	6.97	Peak
2 7250.000	9.23	35.70	35.83	43.60	52.70	74.00	-21.30	Peak



Test Mode: 33; Polarity: Vertical; Modulation:802.11ax(Full RU0); Bandwidth:20MHz; Channel:Low

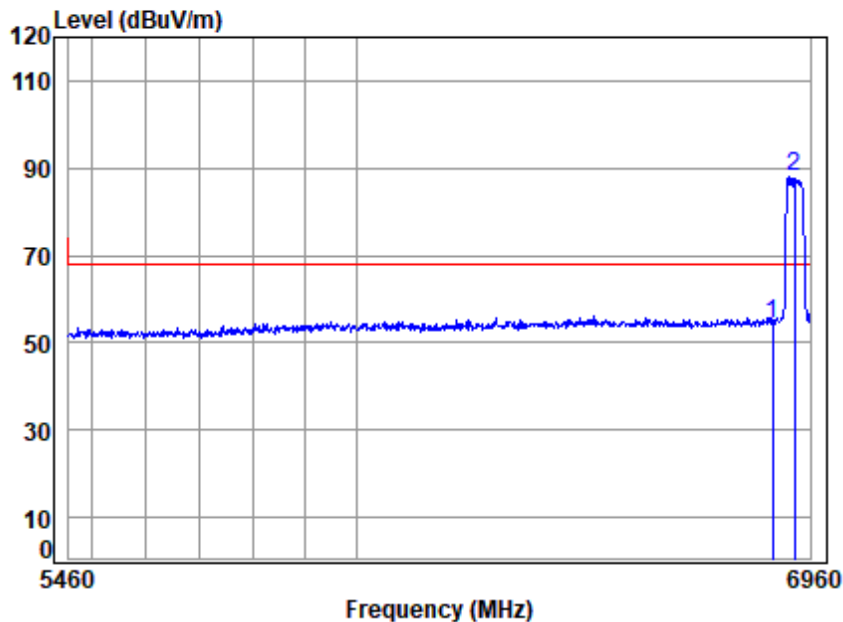


Site : chamber
Condition: 3m VERTICAL
Job No : 03367AT/03368AT
Mode : 7115 Band edge
: 6E WIFI 11AX20

		Cable	Ant	Preamp	Read	Limit	Over	
	Freq	Loss	Factor	Factor	Level	Level	Line	Limit Remark
	MHz	dB	dB/m	dB	dBuV	dBuV/m	dBuV/m	dB
1 q	7115.000	9.06	35.80	35.69	51.66	60.83	54.00	6.83 Average
2	7250.000	9.23	35.70	35.83	32.86	41.96	54.00	-12.04 Average



Test Mode: 33; Polarity: Horizontal; Modulation:802.11ax(Full RU0); Bandwidth:40MHz; Channel:High

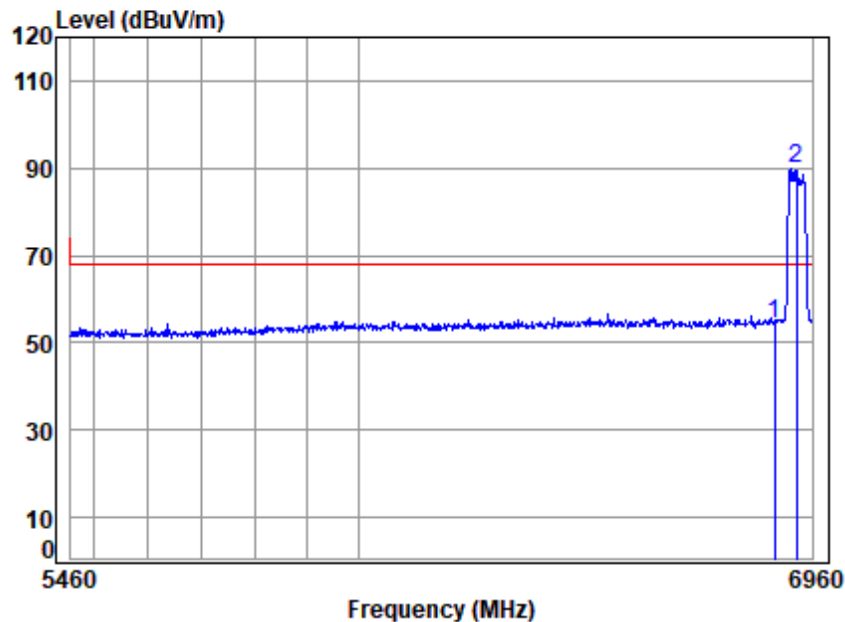


Site : chamber
Condition: 3m HORIZONTAL
Job No : 03367AT/03368AT
Mode : 6925 Band edge
: 6E WIFI 11AX40

		Cable	Ant	Preamp	Read		Limit	Over	
	Freq	Loss	Factor	Factor	Level	Level	Line	Limit	Remark
	MHz	dB	dB/m	dB	dBuV	dBuV/m	dBuV/m	dB	
1	6875.000	8.83	35.55	35.49	45.27	54.16	68.20	-14.04	peak
2 q	6925.000	8.87	35.70	35.52	79.20	88.25	68.20	20.05	peak



Test Mode: 33; Polarity: Vertical; Modulation:802.11ax(Full RU0); Bandwidth:40MHz; Channel:High

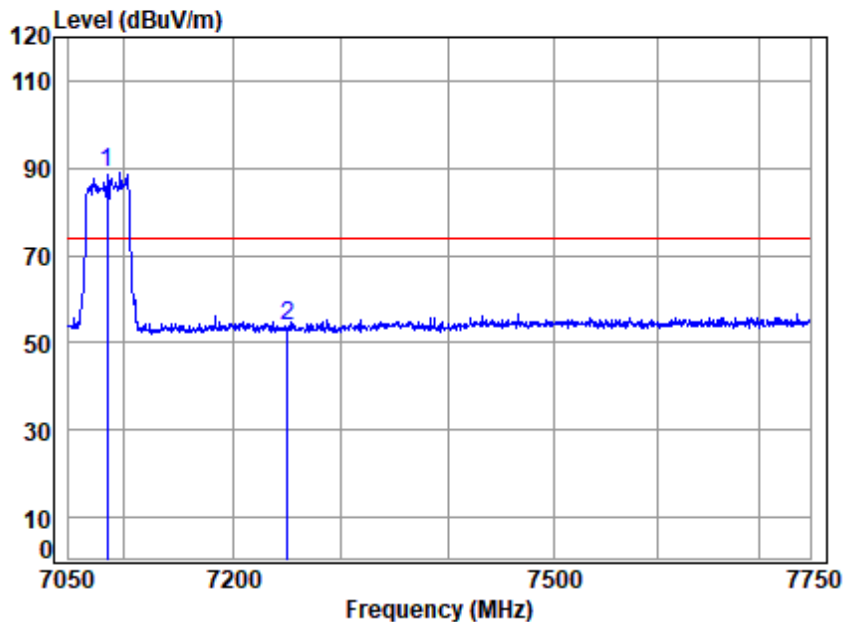


Site : chamber
Condition: 3m VERTICAL
Job No : 03367AT/03368AT
Mode : 6925 Band edge
: 6E WIFI 11AX40

		Cable	Ant	Preamp	Read		Limit	Over	
	Freq	Loss	Factor	Factor	Level	Level	Line	Limit	Remark
	MHz	dB	dB/m	dB	dBuV	dBuV/m	dBuV/m	dB	
1	6875.000	8.83	35.55	35.49	45.61	54.50	68.20	-13.70	peak
2 q	6925.000	8.87	35.70	35.52	80.81	89.86	68.20	21.66	peak



Test Mode: 33; Polarity: Horizontal; Modulation:802.11ax(Full RU0); Bandwidth:40MHz; Channel:Low

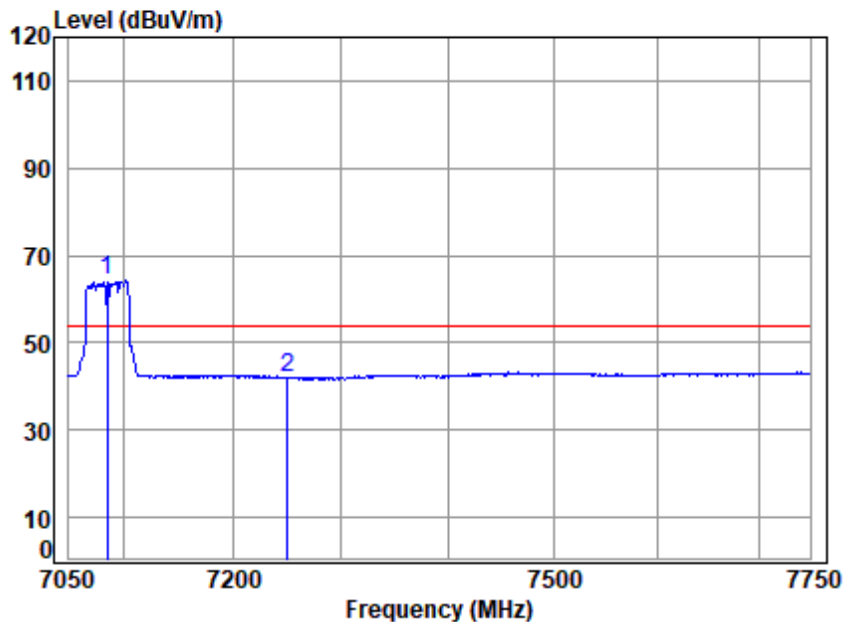


Site : chamber
Condition: 3m HORIZONTAL
Job No : 03367AT/03368AT
Mode : 7085 Band edge
: 6E WIFI 11AX40

		Cable	Ant	Preamp	Read		Limit	Over	
Freq		Loss	Factor	Factor	Level	Level	Line	Limit	Remark
MHz		dB	dB/m	dB	dBuV	dBuV/m	dBuV/m	dB	
1 q 7085.000		9.03	35.77	35.66	80.01	89.15	74.00	15.15	peak
2 7250.000		9.23	35.70	35.83	44.70	53.80	74.00	-20.20	peak



Test Mode: 33; Polarity: Horizontal; Modulation: 802.11ax(Full RU0); Bandwidth: 40MHz; Channel: Low

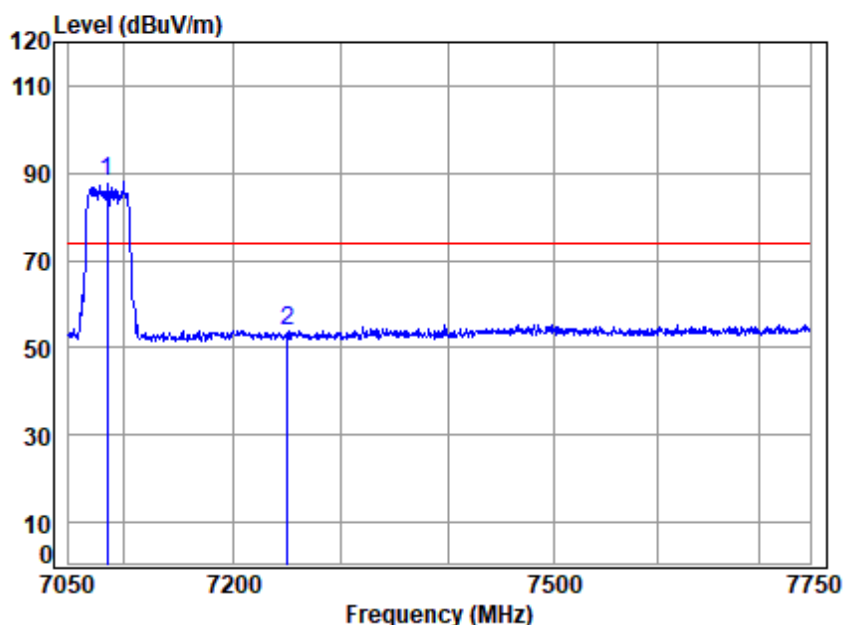


Site : chamber
Condition: 3m HORIZONTAL
Job No : 03367AT/03368AT
Mode : 7085 Band edge
: 6E WIFI 11AX40

		Cable	Ant	Preamp	Read	Limit	Over	
Freq	Loss	Factor	Factor	Level	Level	Line	Limit	Remark
MHz	dB	dB/m	dB	dBuV	dBuV/m	dBuV/m	dB	
1 q 7085.000	9.03	35.77	35.66	55.17	64.31	54.00	10.31	Average
2 7250.000	9.23	35.70	35.83	32.77	41.87	54.00	-12.13	Average



Test Mode: 33; Polarity: Vertical; Modulation:802.11ax(Full RU0); Bandwidth:40MHz; Channel:Low

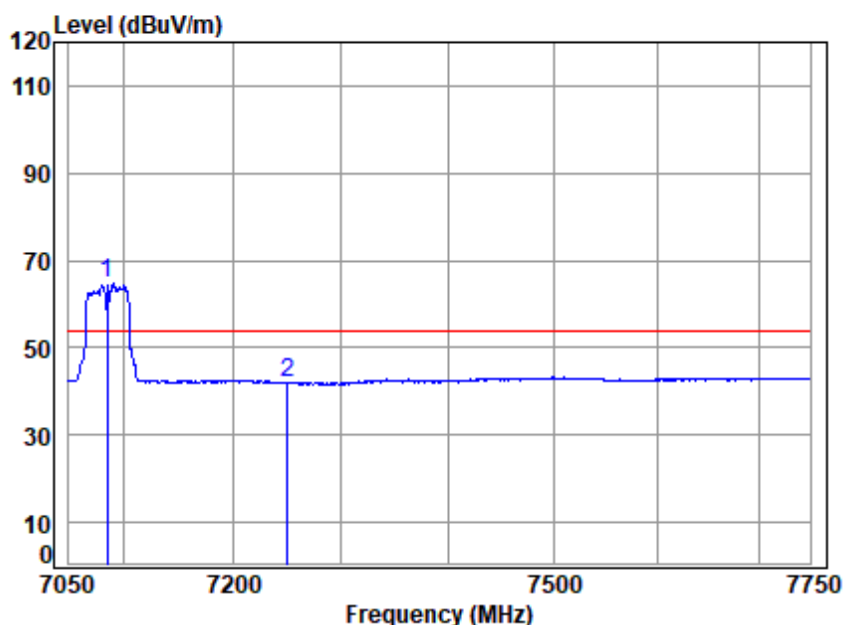


Site : chamber
 Condition: 3m VERTICAL
 Job No : 03367AT/03368AT
 Mode : 7085 Band edge
 : 6E WIFI 11AX40

		Cable	Ant	Preamp	Read		Limit	Over	
Freq		Loss	Factor	Factor	Level	Level	Line	Limit	Remark
MHz		dB	dB/m	dB	dBuV	dBuV/m	dBuV/m	dB	
1 q 7085.000		9.03	35.77	35.66	78.80	87.94	74.00	13.94	Peak
2 7250.000		9.23	35.70	35.83	44.84	53.94	74.00	-20.06	Peak



Test Mode: 33; Polarity: Vertical; Modulation:802.11ax(Full RU0); Bandwidth:40MHz; Channel:Low

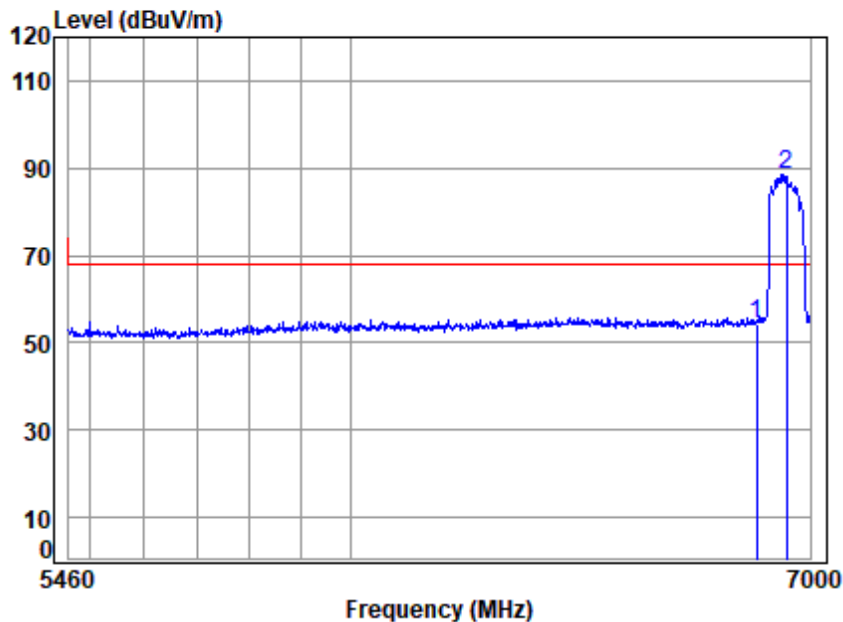


Site : chamber
Condition: 3m VERTICAL
Job No : 03367AT/03368AT
Mode : 7085 Band edge
: 6E WIFI 11AX40

		Cable	Ant	Preamp	Read	Limit	Over	
Freq		Loss	Factor	Factor	Level	Level	Line	Limit Remark
MHz		dB	dB/m	dB	dBuV	dBuV/m	dBuV/m	dB
1 q 7085.000		9.03	35.77	35.66	55.61	64.75	54.00	10.75 Average
2 7250.000		9.23	35.70	35.83	32.75	41.85	54.00	-12.15 Average



Test Mode: 33; Polarity: Horizontal; Modulation:802.11ax(Full RU0); Bandwidth:80MHz; Channel:High

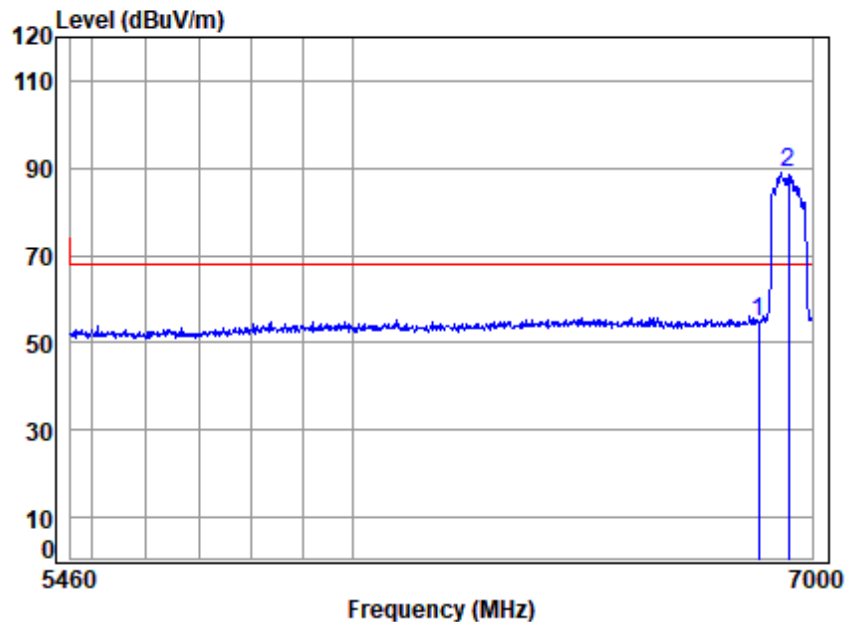


Site : chamber
Condition: 3m HORIZONTAL
Job No : 03367AT/03368AT
Mode : 6945 Band edge
: 6E WIFI 11AX80

		Cable	Ant	Preamp	Read		Limit	Over	
	Freq	Loss	Factor	Factor	Level	Level	Line	Limit	Remark
	MHz	dB	dB/m	dB	dBuV	dBuV/m	dBuV/m	dB	
1	6875.000	8.83	35.55	35.49	45.55	54.44	68.20	-13.76	peak
2 q	6945.000	8.88	35.78	35.54	79.53	88.65	68.20	20.45	peak



Test Mode: 33; Polarity: Vertical; Modulation:802.11ax(Full RU0); Bandwidth:80MHz; Channel:High

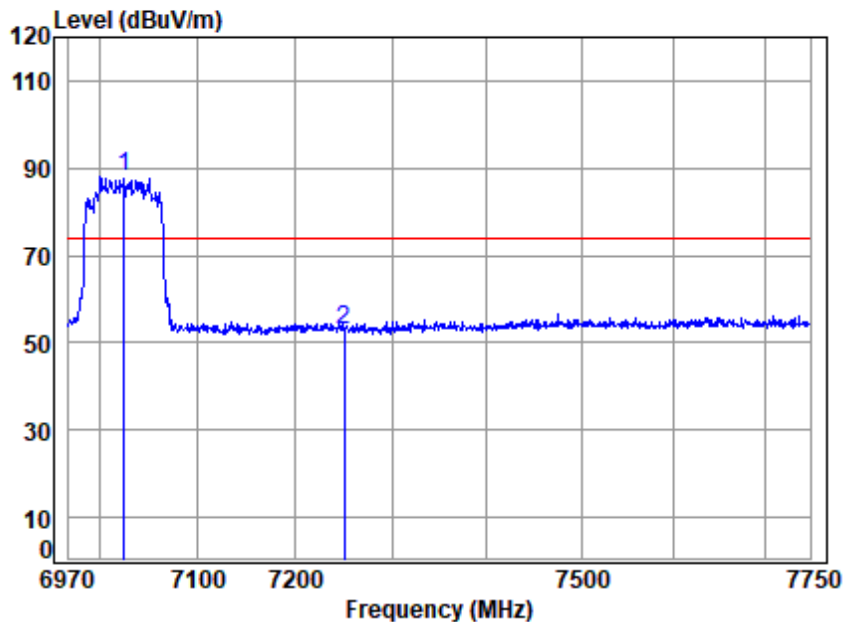


Site : chamber
Condition: 3m VERTICAL
Job No : 03367AT/03368AT
Mode : 6945 Band edge
: 6E WIFI 11AX80

		Cable	Ant	Preamp	Read	Limit	Over	
Freq		Loss	Factor	Factor	Level	Line	Limit	Remark
MHz		dB	dB/m	dB	dBuV	dBuV/m	dBuV/m	dB
1	6875.000	8.83	35.55	35.49	46.01	54.90	68.20	-13.30 peak
2 q	6945.000	8.88	35.78	35.54	79.65	88.77	68.20	20.57 peak



Test Mode: 33; Polarity: Horizontal; Modulation: 802.11ax(Full RU0); Bandwidth: 80MHz; Channel: Low

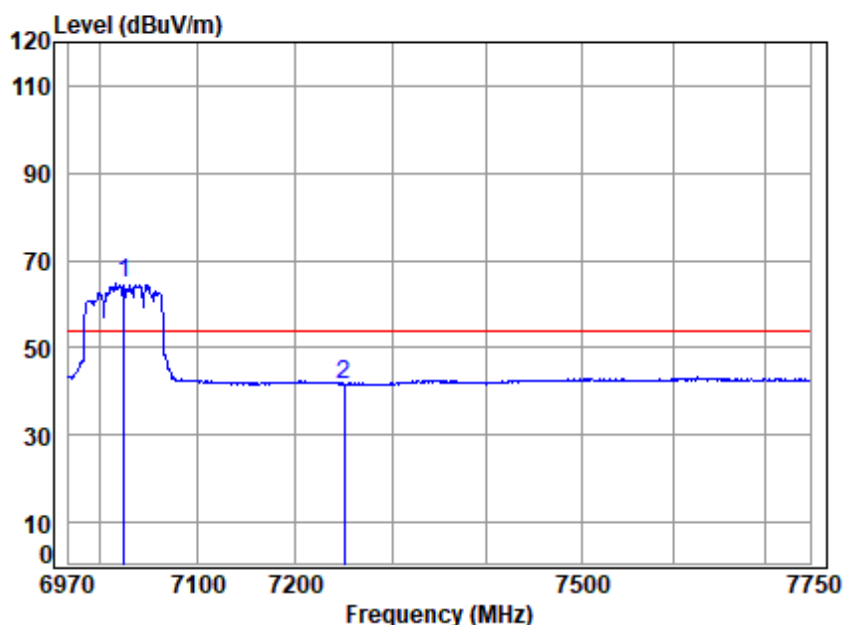


Site : chamber
Condition: 3m HORIZONTAL
Job No : 03367AT/03368AT
Mode : 7025 Band edge
: 6E WIFI 11AX80

		Cable	Ant	Preamp	Read		Limit	Over	
Freq		Loss	Factor	Factor	Level	Level	Line	Limit	Remark
MHz		dB	dB/m	dB	dBuV	dBuV/m	dBuV/m	dB	
1 q 7025.000		8.95	35.70	35.60	79.07	88.12	74.00	14.12	peak
2 7250.000		9.23	35.70	35.83	43.95	53.05	74.00	-20.95	peak



Test Mode: 33; Polarity: Horizontal; Modulation: 802.11ax(Full RU0); Bandwidth: 80MHz; Channel: Low



Site : chamber
Condition: 3m HORIZONTAL
Job No : 03367AT/03368AT
Mode : 7025 Band edge
: 6E WIFI 11AX80

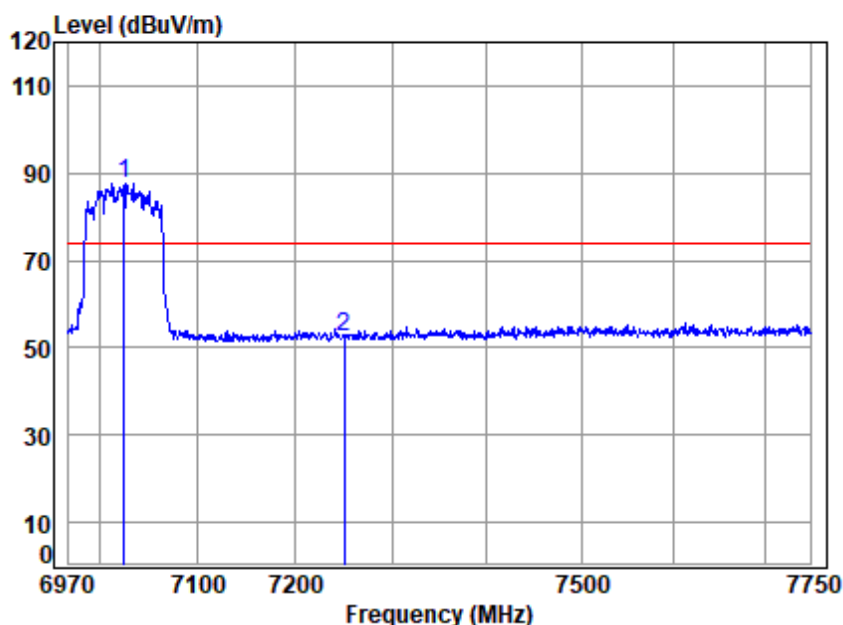
		Cable	Ant	Preamp	Read	Limit	Over	
Freq	Loss	Factor	Factor	Level	Level	Line	Limit	Remark
MHz	dB	dB/m	dB	dBuV	dBuV/m	dBuV/m	dB	
1 q 7025.000	8.95	35.70	35.60	55.64	64.69	54.00	10.69	Average
2 7250.000	9.23	35.70	35.83	32.49	41.59	54.00	-12.41	Average



Unless otherwise agreed in writing, this document is issued by the Company subject to its General Conditions of Service printed overleaf, available on request or accessible at <https://www.sgs.com/en/Terms-and-Conditions>. Attention is drawn to the limitation of liability, indemnification and jurisdiction issues defined therein. Any holder of this document is advised that information contained hereon reflects the Company's findings at the time of its intervention only and within the limits of Client's instructions, if any. The Company's sole responsibility is to its Client and this document does not exonerate parties to a transaction from exercising all their rights and obligations under the transaction documents. This document cannot be reproduced except in full, without prior written approval of the Company. Any unauthorized alteration, forgery or falsification of the content or appearance of this document is unlawful and offenders may be prosecuted to the fullest extent of the law. Unless otherwise stated the results shown in this test report refer only to the sample(s) tested and such sample(s) are retained for 30 days only.

Attention: To check the authenticity of testing / inspection report & certificate, please contact us at telephone: (86-755) 8307 1443, or email: CN.Doccheck@sgs.com

Test Mode: 33; Polarity: Vertical; Modulation:802.11ax(Full RU0); Bandwidth:80MHz; Channel:Low

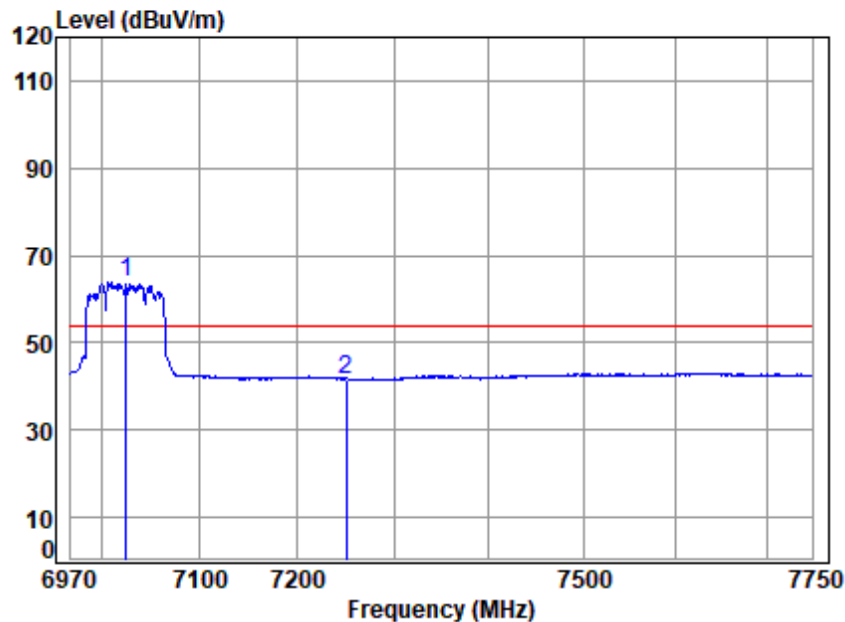


Site : chamber
Condition: 3m VERTICAL
Job No : 03367AT/03368AT
Mode : 7025 Band edge
: 6E WIFI 11AX80

		Cable	Ant	Preamp	Read	Limit	Over	
Freq	Loss	Factor	Factor	Level	Level	Line	Limit	Remark
MHz	dB	dB/m	dB	dBuV	dBuV/m	dBuV/m	dB	
1 q 7025.000	8.95	35.70	35.60	78.61	87.66	74.00	13.66	Peak
2 7250.000	9.23	35.70	35.83	43.33	52.43	74.00	-21.57	Peak



Test Mode: 33; Polarity: Vertical; Modulation:802.11ax(Full RU0); Bandwidth:80MHz; Channel:Low



Site : chamber
Condition: 3m VERTICAL
Job No : 03367AT/03368AT
Mode : 7025 Band edge
: 6E WIFI 11AX80

		Cable	Ant	Preamp	Read	Limit	Over	
Freq	Loss	Factor	Factor	Level	Level	Line	Limit	Remark
MHz	dB	dB/m	dB	dBuV	dBuV/m	dBuV/m	dB	
1 q 7025.000	8.95	35.70	35.60	54.78	63.83	54.00	9.83	Average
2 7250.000	9.23	35.70	35.83	32.56	41.66	54.00	-12.34	Average



Unless otherwise agreed in writing, this document is issued by the Company subject to its General Conditions of Service printed overleaf, available on request or accessible at <https://www.sgs.com/en/Terms-and-Conditions>. Attention is drawn to the limitation of liability, indemnification and jurisdiction issues defined therein. Any holder of this document is advised that information contained hereon reflects the Company's findings at the time of its intervention only and within the limits of Client's instructions, if any. The Company's sole responsibility is to its Client and this document does not exonerate parties to a transaction from exercising all their rights and obligations under the transaction documents. This document cannot be reproduced except in full, without prior written approval of the Company. Any unauthorized alteration, forgery or falsification of the content or appearance of this document is unlawful and offenders may be prosecuted to the fullest extent of the law. Unless otherwise stated the results shown in this test report refer only to the sample(s) tested and such sample(s) are retained for 30 days only.

Attention: To check the authenticity of testing /inspection report & certificate, please contact us at telephone: (86-755) 8307 1443, or email: CN.Doccheck@sgs.com
No.1 Workshop, M-10, Middle Section, Science & Technology Park, Nanshan District, Shenzhen, Guangdong, China 518057 t (86-755) 26012053 f (86-755) 26710594 www.sgs.com.cn
中国·广东·深圳市南山区科技园中区M-10栋1号厂房 邮编: 518057 t (86-755) 26012053 f (86-755) 26710594 sgs.china@sgs.com

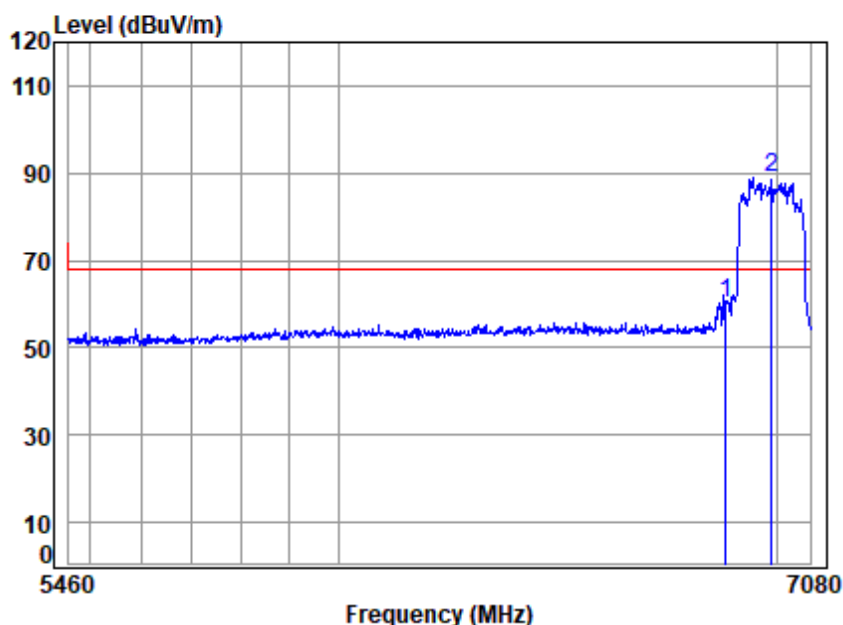
SGS-CSTC Standards Technical Services Co., Ltd. Shenzhen Branch

SZEMC-TRF-01 Rev. A/1

Report No.: SZCR231000336706

Page: 139 of 301

Test Mode: 33; Polarity: Horizontal; Modulation:802.11ax(Full RU0); Bandwidth:160MHz; Channel:middle



Site : chamber
Condition: 3m HORIZONTAL
Job No : 03367AT/03368AT
Mode : 6985 Band edge
: 6E WIFI 11AX160

		Cable	Ant	Preamp	Read		Limit	Over	
Freq		Loss	Factor	Factor	Level	Level	Line	Limit	Remark
MHz		dB	dB/m	dB	dBuV	dBuV/m	dBuV/m	dB	
1	6875.000	8.83	35.55	35.49	51.54	60.43	68.20	-7.77	peak
2 q	6985.000	8.91	35.73	35.56	79.84	88.92	68.20	20.72	peak

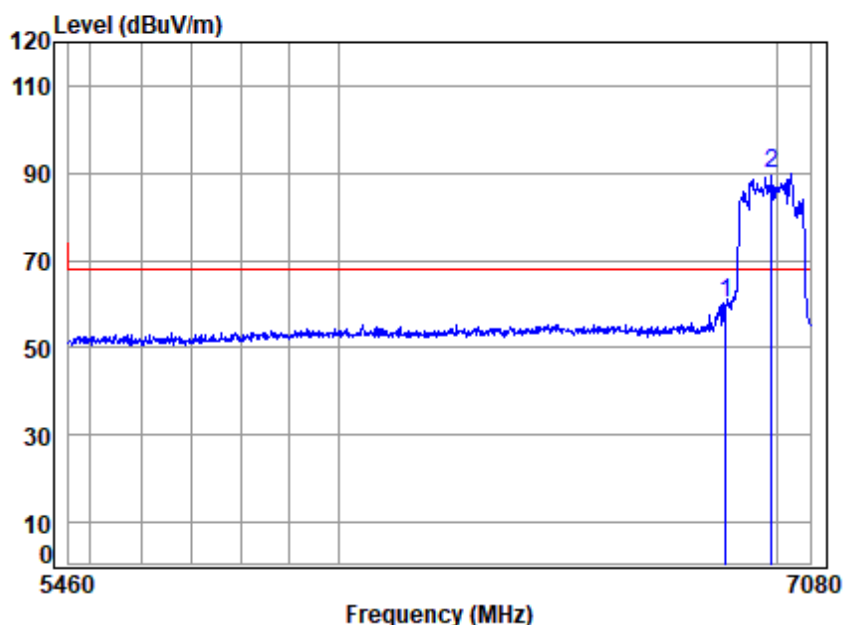


SGS-CSTC Standards Technical Services Co., Ltd.
Shenzhen Branch (SZEMC) Laboratory

Unless otherwise agreed in writing, this document is issued by the Company subject to its General Conditions of Service printed overleaf, available on request or accessible at <https://www.sgs.com/en/Terms-and-Conditions>. Attention is drawn to the limitation of liability, indemnification and jurisdiction issues defined therein. Any holder of this document is advised that information contained hereon reflects the Company's findings at the time of its intervention only and within the limits of Client's instructions, if any. The Company's sole responsibility is to its Client and this document does not exonerate parties to a transaction from exercising all their rights and obligations under the transaction documents. This document cannot be reproduced except in full, without prior written approval of the Company. Any unauthorized alteration, forgery or falsification of the content or appearance of this document is unlawful and offenders may be prosecuted to the fullest extent of the law. Unless otherwise stated the results shown in this test report refer only to the sample(s) tested and such sample(s) are retained for 30 days only.

Attention: To check the authenticity of testing / inspection report & certificate, please contact us at telephone: (86-755) 8307 1443, or email: CN.Doccheck@sgs.com
No.1 Workshop, M-10, Middle Section, Science & Technology Park, Nanshan District, Shenzhen, Guangdong, China 518057 t (86-755) 26012053 f (86-755) 26710594 www.sgs.com.cn
中国·广东·深圳市南山区科技园中区M-10栋1号厂房 邮编: 518057 t (86-755) 26012053 f (86-755) 26710594 sgs.china@sgs.com

Test Mode: 33; Polarity: Vertical; Modulation:802.11ax(Full RU0); Bandwidth:160MHz; Channel:middle



Site : chamber
Condition: 3m VERTICAL
Job No : 03367AT/03368AT
Mode : 6985 Band edge
: 6E WIFI 11AX160

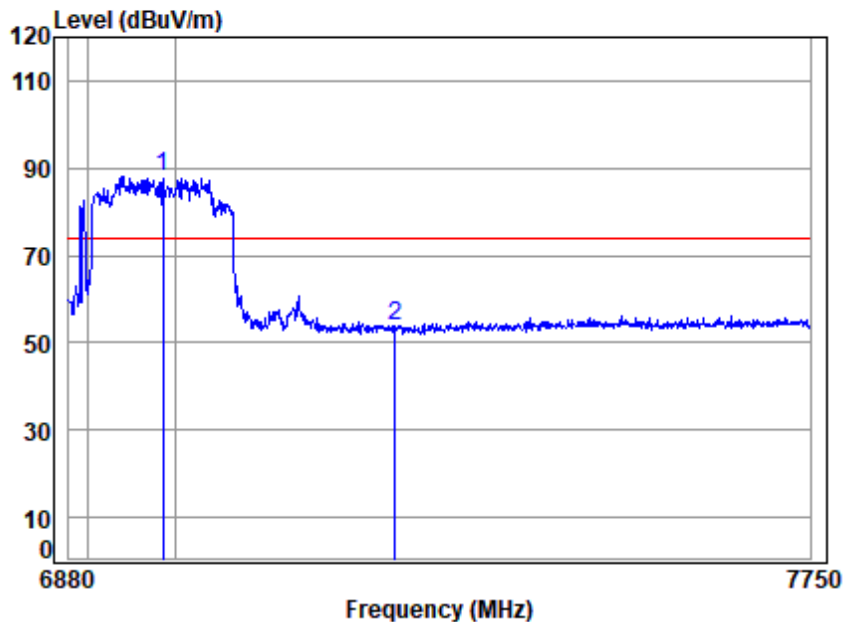
		Cable	Ant	Preamp	Read	Limit	Over	
	Freq	Loss	Factor	Factor	Level	Level	Line	Limit Remark
	MHz	dB	dB/m	dB	dBuV	dBuV/m	dBuV/m	dB
1	6875.000	8.83	35.55	35.49	51.24	60.13	68.20	-8.07 peak
2 q	6985.000	8.91	35.73	35.56	80.94	90.02	68.20	21.82 peak



Unless otherwise agreed in writing, this document is issued by the Company subject to its General Conditions of Service printed overleaf, available on request or accessible at <https://www.sgs.com/en/Terms-and-Conditions>. Attention is drawn to the limitation of liability, indemnification and jurisdiction issues defined therein. Any holder of this document is advised that information contained hereon reflects the Company's findings at the time of its intervention only and within the limits of Client's instructions, if any. The Company's sole responsibility is to its Client and this document does not exonerate parties to a transaction from exercising all their rights and obligations under the transaction documents. This document cannot be reproduced except in full, without prior written approval of the Company. Any unauthorized alteration, forgery or falsification of the content or appearance of this document is unlawful and offenders may be prosecuted to the fullest extent of the law. Unless otherwise stated the results shown in this test report refer only to the sample(s) tested and such sample(s) are retained for 30 days only.

Attention: To check the authenticity of testing /inspection report & certificate, please contact us at telephone: (86-755) 8307 1443, or email: CN.Doccheck@sgs.com

Test Mode: 33; Polarity: Horizontal; Modulation:802.11ax(Full RU0); Bandwidth:160MHz; Channel:middle



Site : chamber
Condition: 3m HORIZONTAL
Job No : 03367AT/03368AT
Mode : 6985 Band edge
: 6E WIFI 11AX160

		Cable	Ant	Preamp	Read		Limit	Over	
Freq		Loss	Factor	Factor	Level	Level	Line	Limit	Remark
MHz		dB	dB/m	dB	dBuV	dBuV/m	dBuV/m	dB	
1 q 6985.000		8.91	35.73	35.56	78.87	87.95	74.00	13.95	peak
2 7250.000		9.23	35.70	35.83	44.56	53.66	74.00	-20.34	peak



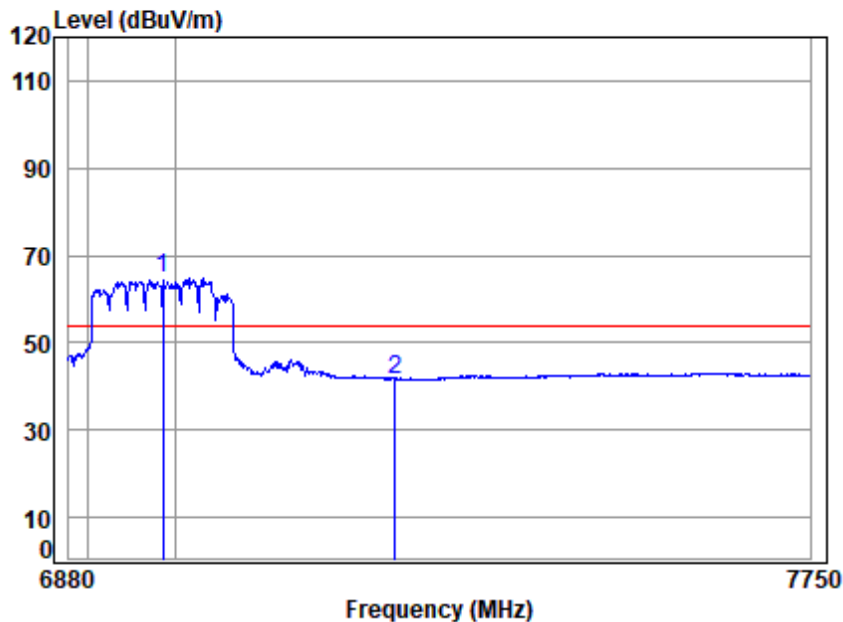
SGS-CSTC Standards Technical Services Co., Ltd. Shenzhen Branch

SZEMC-TRF-01 Rev. A/1

Report No.: SZCR231000336706

Page: 142 of 301

Test Mode: 33; Polarity: Horizontal; Modulation:802.11ax(Full RU0); Bandwidth:160MHz; Channel:middle



Site : chamber
Condition: 3m HORIZONTAL
Job No : 03367AT/03368AT
Mode : 6985 Band edge
: 6E WIFI 11AX160

		Cable	Ant	Preamp	Read	Limit	Over	
Freq	Loss	Factor	Factor	Level	Level	Line	Limit	Remark
MHz	dB	dB/m	dB	dBuV	dBuV/m	dBuV/m	dB	
1 q 6985.000	8.91	35.73	35.56	55.52	64.60	54.00	10.60	Average
2 7250.000	9.23	35.70	35.83	32.57	41.67	54.00	-12.33	Average

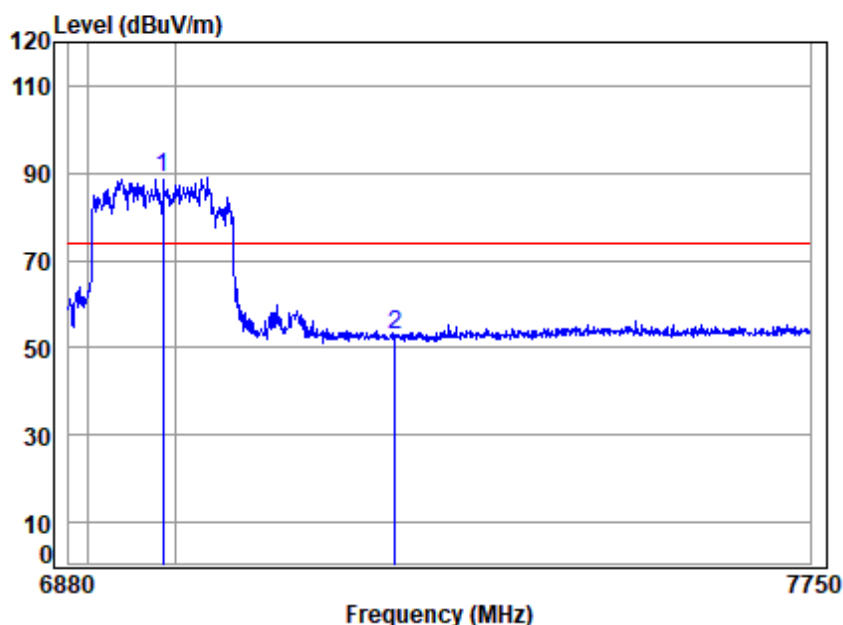


SGS-CSTC Standards Technical Services Co., Ltd.
Shenzhen Branch (SZEMC) Laboratory

Unless otherwise agreed in writing, this document is issued by the Company subject to its General Conditions of Service printed overleaf, available on request or accessible at <https://www.sgs.com/en/Terms-and-Conditions>. Attention is drawn to the limitation of liability, indemnification and jurisdiction issues defined therein. Any holder of this document is advised that information contained hereon reflects the Company's findings at the time of its intervention only and within the limits of Client's instructions, if any. The Company's sole responsibility is to its Client and this document does not exonerate parties to a transaction from exercising all their rights and obligations under the transaction documents. This document cannot be reproduced except in full, without prior written approval of the Company. Any unauthorized alteration, forgery or falsification of the content or appearance of this document is unlawful and offenders may be prosecuted to the fullest extent of the law. Unless otherwise stated the results shown in this test report refer only to the sample(s) tested and such sample(s) are retained for 30 days only.

Attention: To check the authenticity of testing /inspection report & certificate, please contact us at telephone: (86-755) 8307 1443, or email: CN.Doccheck@sgs.com
No.1 Workshop, M-10, Middle Section, Science & Technology Park, Nanshan District, Shenzhen, Guangdong, China 518057 t (86-755) 26012053 f (86-755) 26710594 www.sgs.com.cn
中国·广东·深圳市南山区科技园中区M-10栋1号厂房 邮编: 518057 t (86-755) 26012053 f (86-755) 26710594 sgs.china@sgs.com

Test Mode: 33; Polarity: Vertical; Modulation:802.11ax(Full RU0); Bandwidth:160MHz; Channel:middle



Site : chamber
Condition: 3m VERTICAL
Job No : 03367AT/03368AT
Mode : 6985 Band edge
: 6E WIFI 11AX160

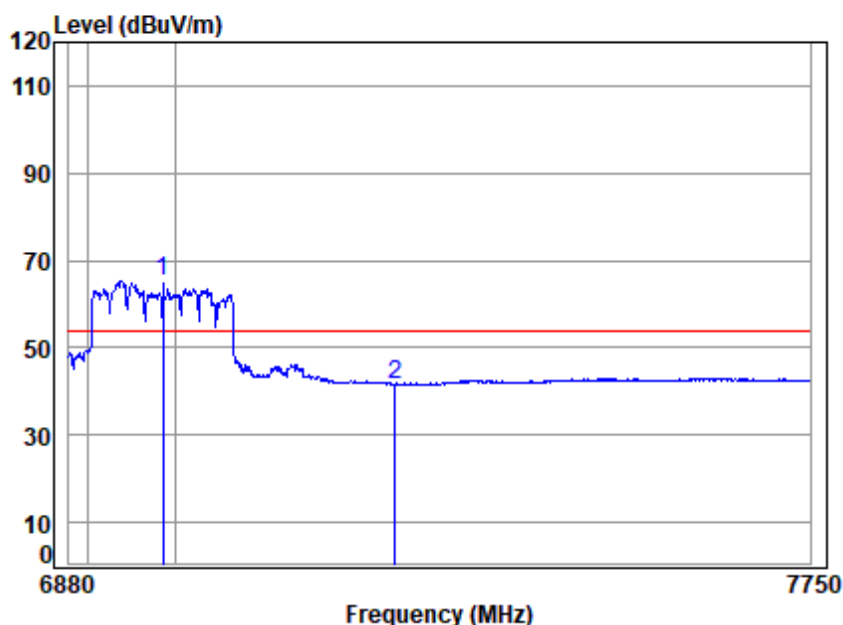
		Cable	Ant	Preamp	Read	Limit	Over	
Freq	Loss	Factor	Factor	Level	Level	Line	Limit	Remark
MHz	dB	dB/m	dB	dBuV	dBuV/m	dBuV/m	dB	
1 q 6985.000	8.91	35.73	35.56	79.94	89.02	74.00	15.02	Peak
2 7250.000	9.23	35.70	35.83	43.85	52.95	74.00	-21.05	Peak



Unless otherwise agreed in writing, this document is issued by the Company subject to its General Conditions of Service printed overleaf, available on request or accessible at <https://www.sgs.com/en/Terms-and-Conditions>. Attention is drawn to the limitation of liability, indemnification and jurisdiction issues defined therein. Any holder of this document is advised that information contained hereon reflects the Company's findings at the time of its intervention only and within the limits of Client's instructions, if any. The Company's sole responsibility is to its Client and this document does not exonerate parties to a transaction from exercising all their rights and obligations under the transaction documents. This document cannot be reproduced except in full, without prior written approval of the Company. Any unauthorized alteration, forgery or falsification of the content or appearance of this document is unlawful and offenders may be prosecuted to the fullest extent of the law. Unless otherwise stated the results shown in this test report refer only to the sample(s) tested and such sample(s) are retained for 30 days only.

Attention: To check the authenticity of testing /inspection report & certificate, please contact us at telephone: (86-755) 8307 1443, or email: CN.Doccheck@sgs.com

Test Mode: 33; Polarity: Vertical; Modulation:802.11ax(Full RU0); Bandwidth:160MHz; Channel:middle



Site : chamber
Condition: 3m VERTICAL
Job No : 03367AT/03368AT
Mode : 6985 Band edge
: 6E WIFI 11AX160

		Cable	Ant	Preamp	Read	Limit	Over	
Freq	Loss	Factor	Factor	Level	Level	Line	Limit	Remark
MHz	dB	dB/m	dB	dBuV	dBuV/m	dBuV/m	dB	
1 q 6985.000	8.91	35.73	35.56	56.11	65.19	54.00	11.19	Average
2 7250.000	9.23	35.70	35.83	32.52	41.62	54.00	-12.38	Average



7.4 Radiated Emissions (Below 1GHz)

Test Requirement 47 CFR Part 15, Subpart C 15.209 & Subpart E 15.407(b)

Test Method: KDB 789033 D02 II G

Measurement Distance: 3m

Limit:

Frequency(MHz)	Field strength(microvolts/meter)	Measurement distance(meters)
0.009-0.490	2400/F(kHz)	300
0.490-1.705	24000/F(kHz)	30
1.705-30.0	30	30
30-88	100	3
88-216	150	3
216-960	200	3
960-1000	500	3

7.4.1 E.U.T. Operation

Operating Environment:

Temperature: 23.2 °C

Humidity: 45.8 % RH

Atmospheric Pressure: 1000 mbar

7.4.2 Test Mode Description

Pre-scan / Final test	Mode Code	Description
Final test	26	TX mode (U-NII-1)_Keep the EUT in continuously transmitting mode with all modulation types. All data rates for each modulation type have been tested and found the data rate @ 6Mbps is the worst case of IEEE 802.11a; data rate @ HT0/HT8 is the worst case of IEEE 802.11n(HT20); data rate @ HT0/HT8 is the worst case of IEEE 802.11n(HT40); data rate @ VHT0 is the worst case of IEEE 802.11ac(HT80); data rate @ VHT0 is the worst case of IEEE 802.11ac(HT160); data rate @ HE0 is the worst case of IEEE 802.11ax(HT20); data rate @ HE0 is the worst case of IEEE 802.11ax(HT40); data rate @ HE0 is the worst case of IEEE 802.11ax(HT80); data rate @ HE0 is the worst case of IEEE 802.11ax(HT160). Only the data of worst case is recorded in the report.
Final test	27	TX mode (U-NII-2A)_Keep the EUT in continuously transmitting mode with all modulation types. All data rates for each modulation type have been tested and found the data rate @ 6Mbps is the worst case of IEEE 802.11a; data rate @ HT0/HT8 is the worst case of IEEE 802.11n(HT20); data rate @ HT0/HT8 is the worst case of IEEE 802.11n(HT40); data rate @ VHT0 is the worst case of IEEE 802.11ac(HT80); data rate @ HE0 is the worst case of IEEE 802.11ax(HT20); data rate @ HE0 is the worst case of IEEE 802.11ax(HT40); data rate @ HE0 is the worst case of IEEE 802.11ax(HT80). Only the data of worst case is recorded in the report.
Final test	28	TX mode (U-NII-2C)_Keep the EUT in continuously transmitting mode with all modulation types. All data rates for each modulation type have been tested and found the data rate @ 6Mbps is the worst case of IEEE 802.11a; data rate @ HT0/HT8 is the worst case of IEEE 802.11n(HT20); data rate @ HT0/HT8 is the worst case of



Unless otherwise agreed in writing, this document is issued by the Company subject to its General Conditions of Service printed overleaf, available on request or accessible at <https://www.sgs.com/en/Terms-and-Conditions>. Attention is drawn to the limitation of liability, indemnification and jurisdiction issues defined therein. Any holder of this document is advised that information contained hereon reflects the Company's findings at the time of its intervention only and within the limits of Client's instructions, if any. The Company's sole responsibility is to its Client and this document does not exonerate parties to a transaction from exercising all their rights and obligations under the transaction documents. This document cannot be reproduced except in full, without prior written approval of the Company. Any unauthorized alteration, forgery or falsification of the content or appearance of this document is unlawful and offenders may be prosecuted to the fullest extent of the law. Unless otherwise stated the results shown in this test report refer only to the sample(s) tested and such sample(s) are retained for 30 days only.

Attention: To check the authenticity of testing /inspection report & certificate, please contact us at telephone: (86-755) 8307 1443, or email: CN.Doccheck@sgs.com

SGS-CSTC Standards Technical Services Co., Ltd.
Shenzhen Branch Testing Laboratory

No.1 Workshop, M-10, Middle Section, Science & Technology Park, Nanshan District, Shenzhen, Guangdong, China 518057 t (86-755) 26012053 f (86-755) 26710594 www.sgs.com.cn
中国·广东·深圳市南山区科技园中区M-10栋1号厂房 邮编: 518057 t (86-755) 26012053 f (86-755) 26710594 sgs.china@sgs.com

SGS-CSTC Standards Technical Services Co., Ltd. Shenzhen Branch

SZEMC-TRF-01 Rev. A/1

Report No.: SZCR231000336706

Page: 146 of 301

		IEEE 802.11n(HT40); data rate @ VHT0 is the worst case of IEEE 802.11ac(HT80); data rate @ VHT0 is the worst case of IEEE 802.11ac(HT160); data rate @ HE0 is the worst case of IEEE 802.11ax(HT20); data rate @ HE0 is the worst case of IEEE 802.11ax(HT40); data rate @ HE0 is the worst case of IEEE 802.11ax(HT80); data rate @ HE0 is the worst case of IEEE 802.11ax(HT160). Only the data of worst case is recorded in the report.
Final test	29	TX mode (U-NII-3)_Keep the EUT in continuously transmitting mode with all modulation types.All data rates for each modulation type have been tested and found the data rate @ 6Mbps is the worst case of IEEE 802.11a; data rate @ HT0/HT8 is the worst case of IEEE 802.11n(HT20); data rate @ HT0/HT8 is the worst case of IEEE 802.11n(HT40); data rate @ VHT0 is the worst case of IEEE 802.11ac(HT80); data rate @ HE0 is the worst case of IEEE 802.11ax(HT20); data rate @ HE0 is the worst case of IEEE 802.11ax(HT40); data rate @ HE0 is the worst case of IEEE 802.11ax(HT80). Only the data of worst case is recorded in the report.
Final test	30	TX mode (U-NII-5)_Keep the EUT in continuously transmitting mode with all modulation types. All data rates for each modulation type have been tested and found the data rate @ 6Mbps is the worst case of IEEE 802.11a; data rate @ HT0/HT8 is the worst case of IEEE 802.11n(HT20); data rate @ HT0/HT8 is the worst case of IEEE 802.11n(HT40); data rate @ VHT0 is the worst case of IEEE 802.11ac(HT80); data rate @ VHT0 is the worst case of IEEE 802.11ac(HT160); data rate @ HE0 is the worst case of IEEE 802.11ax(HT20); data rate @ HE0 is the worst case of IEEE 802.11ax(HT40); data rate @ HE0 is the worst case of IEEE 802.11ax(HT80); data rate @ HE0 is the worst case of IEEE 802.11ax(HT160). Only the data of worst case is recorded in the report.
Final test	31	TX mode (U-NII-6)_Keep the EUT in continuously transmitting mode with all modulation types. All data rates for each modulation type have been tested and found the data rate @ 6Mbps is the worst case of IEEE 802.11a; data rate @ HT0/HT8 is the worst case of IEEE 802.11n(HT20); data rate @ HT0/HT8 is the worst case of IEEE 802.11n(HT40); data rate @ VHT0 is the worst case of IEEE 802.11ac(HT80); data rate @ VHT0 is the worst case of IEEE 802.11ac(HT160); data rate @ HE0 is the worst case of IEEE 802.11ax(HT20); data rate @ HE0 is the worst case of IEEE 802.11ax(HT40); data rate @ HE0 is the worst case of IEEE 802.11ax(HT80); data rate @ HE0 is the worst case of IEEE 802.11ax(HT160). Only the data of worst case is recorded in the report.
Final test	32	TX mode (U-NII-7)_Keep the EUT in continuously transmitting mode with all modulation types. All data rates for each modulation type have been tested and found the data rate @ 6Mbps is the worst case of IEEE 802.11a; data rate @ HT0/HT8 is the worst case of IEEE 802.11n(HT20); data rate @ HT0/HT8 is the worst case of IEEE 802.11n(HT40); data rate @ VHT0 is the worst case of IEEE 802.11ac(HT80); data rate @ VHT0 is the worst case of IEEE 802.11ac(HT160); data rate @ HE0 is the worst case of IEEE 802.11ax(HT20); data rate @ HE0 is the worst case of IEEE 802.11ax(HT40); data rate @ HE0 is the worst case of IEEE 802.11ax(HT80); data rate @ HE0 is the worst case of IEEE 802.11ax(HT160). Only the data of worst case is recorded in the report.
Final test	33	TX mode (U-NII-8)_Keep the EUT in continuously transmitting mode with all modulation types. All data rates for each modulation type have been tested and found the data rate @ 6Mbps is the worst case of IEEE 802.11a; data rate @ HT0/HT8 is the worst case of IEEE 802.11n(HT20); data rate @ HT0/HT8 is the worst case of IEEE 802.11n(HT40); data rate @ VHT0 is the worst case of IEEE 802.11ac(HT80); data rate @ VHT0 is the worst case of IEEE 802.11ac(HT160); data rate @ HE0 is the worst case of IEEE 802.11ax(HT20); data rate @ HE0 is the worst case of IEEE 802.11ax(HT40); data rate @ HE0 is the worst case of IEEE 802.11ax(HT80); data rate @ HE0 is the worst case of IEEE 802.11ax(HT160). Only the data of worst case is recorded in the report.



Unless otherwise agreed in writing, this document is issued by the Company subject to its General Conditions of Service printed overleaf, available on request or accessible at <https://www.sgs.com/en/Terms-and-Conditions>. Attention is drawn to the limitation of liability, indemnification and jurisdiction issues defined therein. Any holder of this document is advised that information contained hereon reflects the Company's findings at the time of its intervention only and within the limits of Client's instructions, if any. The Company's sole responsibility is to its Client and this document does not exonerate parties to a transaction from exercising all their rights and obligations under the transaction documents. This document cannot be reproduced except in full, without prior written approval of the Company. Any unauthorized alteration, forgery or falsification of the content or appearance of this document is unlawful and offenders may be prosecuted to the fullest extent of the law. Unless otherwise stated the results shown in this test report refer only to the sample(s) tested and such sample(s) are retained for 30 days only.

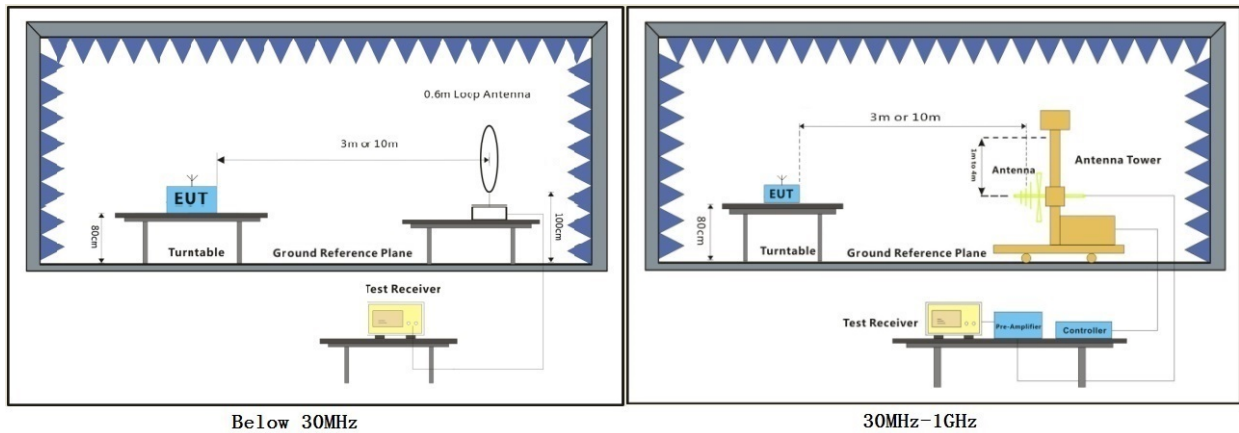
Attention: To check the authenticity of testing /inspection report & certificate, please contact us at telephone: (86-755) 8307 1443, or email: CN.Doccheck@sgs.com

SGS-CSTC Standards Technical Services Co., Ltd.
Shenzhen Branch, Technical Services Co., Ltd. Laboratory.

No.1 Workshop, M-10, Middle Section, Science & Technology Park, Nanshan District, Shenzhen, Guangdong, China 518057 t (86-755) 26012053 f (86-755) 26710594 www.sgs.com
中国·广东·深圳市南山区科技园中区M-10栋1号厂房 邮编: 518057 t (86-755) 26012053 f (86-755) 26710594 sgs.china@sgs.com

	case of IEEE 802.11ax(HT40); data rate @ HE0 is the worst case of IEEE 802.11ax(HT80); data rate @ HE0 is the worst case of IEEE 802.11ax(HT160). Only the data of worst case is recorded in the report.
--	--

7.4.3 Test Setup Diagram



Below 30MHz

30MHz-1GHz

7.4.4 Measurement Procedure and Data

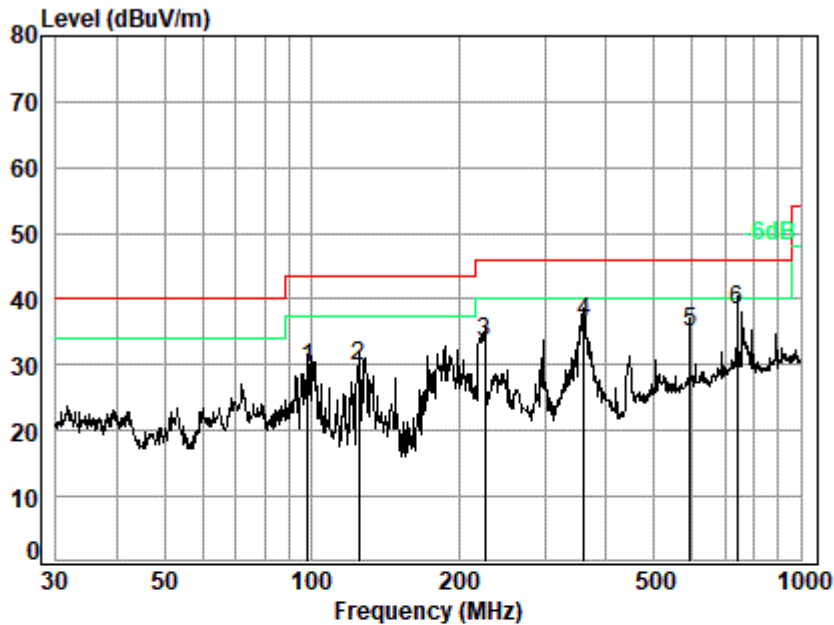
- a. For below 1GHz, the EUT was placed on the top of a rotating table 0.8 meters above the ground at a 3 meter semi-anechoic chamber. The table was rotated 360 degrees to determine the position of the highest radiation.
- b. The EUT was set 3 or 10 meters away from the interference-receiving antenna, which was mounted on the top of a variable-height antenna tower.
- c. The antenna height is varied from one meter to four meters above the ground to determine the maximum value of the field strength. Both horizontal and vertical polarizations of the antenna are set to make the measurement.
- d. For each suspected emission, the EUT was arranged to its worst case and then the antenna was tuned to heights from 1 meter to 4 meters (for the test frequency of below 30MHz, the antenna was tuned to heights 1 meter) and the rotatable table was turned from 0 degrees to 360 degrees to find the maximum reading.
- e. The test-receiver system was set to Peak Detect Function and Specified Bandwidth with Maximum Hold Mode.
- f. If the emission level of the EUT in peak mode was 10dB lower than the limit specified, then testing could be stopped and the peak values of the EUT would be reported. Otherwise the emissions that did not have 10dB margin would be re-tested one by one using quasi-peak method as specified and then reported in a data sheet.
- g. Test the EUT in the lowest channel, the middle channel, the Highest channel.
- h. The radiation measurements are performed in X, Y, Z axis positioning for Transmitting mode, and found the X axis positioning which it is the worst case.
- i. Repeat above procedures until all frequencies measured was complete.

Remark:

1. Level= Read Level+ Cable Loss+ Antenna Factor- Preamp Factor
2. For emission below 1GHz, through the pre-scan found the worst case is the lowest channel of 802.11a. Only the worst case is recorded in the report.
3. Scan from 9kHz to 30MHz, the disturbance below 30MHz was very low. The points marked on above plots are the highest emissions could be found when testing, so only above points had been displayed. The amplitude of spurious emissions from the radiator which are attenuated more than 20dB below the limit need not be reported.



Test Mode: 26; Polarity: Horizontal

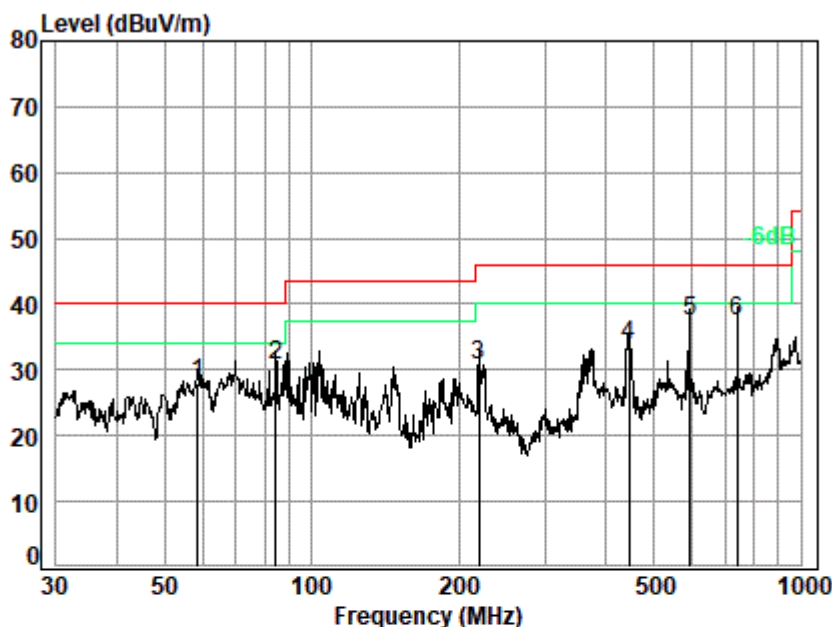


Site : chamber
Condition: 3m HORIZONTAL
Job No. : 03367AT
Test Mode: 26

	Ant Freq	Cable Factor	Preamp Loss	Read Factor	Level	Limit	Over	Remark
	MHz	dB/m	dB	dB	dBuV	dBuV/m	dBuV/m	dB
1	98.142	12.21	1.18	27.62	43.71	29.48	43.50	-14.02 QP
2	125.007	10.98	1.33	27.52	45.06	29.85	43.50	-13.65 QP
3	226.099	15.87	1.84	27.16	43.06	33.61	46.00	-12.39 QP
4	360.448	20.23	2.40	27.16	41.03	36.50	46.00	-9.50 QP
5	593.050	24.45	3.19	28.20	35.67	35.11	46.00	-10.89 QP
6 q	742.259	26.28	3.65	27.79	36.28	38.42	46.00	-7.58 QP



Test Mode: 26; Polarity: Vertical



Site : chamber
Condition: 3m VERTICAL
Job No. : 03367AT
Test Mode: 26

	Ant	Cable	Preamp	Read		Limit	Over	
	Freq	Factor	Loss	Factor	Level	Level	Line	Limit Remark
	MHz	dB/m	dB	dB	dBuV	dBuV/m	dBuV/m	dB
1	58.407	11.65	0.91	27.73	43.17	28.00	40.00	-12.00 QP
2	84.405	10.93	1.09	27.65	46.49	30.86	40.00	-9.14 QP
3	219.845	15.14	1.82	27.18	40.97	30.75	46.00	-15.25 QP
4	444.851	21.11	2.70	27.54	37.46	33.73	46.00	-12.27 QP
5	593.050	24.45	3.19	28.20	37.83	37.27	46.00	-8.73 QP
6 q	742.259	26.28	3.65	27.79	35.37	37.51	46.00	-8.49 QP



7.5 Radiated Emissions (Above 1GHz)

Test Requirement 47 CFR Part 15, Subpart C 15.209 & Subpart E 15.407(b)

Test Method: KDB 789033 D02 II G

Measurement Distance: 3m

Limit:

Frequency(MHz)	Field strength(microvolts/meter)	Measurement distance(meters)
Above 1GHz	500	3
<p>*(1) For transmitters operating in the 5.15-5.25 GHz band: All emissions outside of the 5.15-5.35 GHz band shall not exceed an e.i.r.p. of -27 dBm/MHz.</p> <p>(2) For transmitters operating in the 5.25-5.35 GHz band: All emissions outside of the 5.15-5.35 GHz band shall not exceed an e.i.r.p. of -27 dBm/MHz.</p> <p>(3) For transmitters operating in the 5.47-5.725 GHz band: All emissions outside of the 5.47-5.725 GHz band shall not exceed an e.i.r.p. of -27 dBm/MHz.</p> <p>(4) For transmitters operating in the 5.725-5.85 GHz band:</p> <p>(i) All emissions shall be limited to a level of -27 dBm/MHz at 75 MHz or more above or below the band edge increasing linearly to 10 dBm/MHz at 25 MHz above or below the band edge, and from 25 MHz above or below the band edge increasing linearly to a level of 15.6 dBm/MHz at 5 MHz above or below the band edge, and from 5 MHz above or below the band edge increasing linearly to a level of 27 dBm/MHz at the band edge.</p> <p>Remark: The emission limits shown in the above table are based on measurements employing a CISPR quasi-peak detector except for the frequency bands 9-90kHz, 110-490kHz and above 1000 MHz. Radiated emission limits in these three bands are based on measurements employing an average detector, the peak field strength of any emission shall not exceed the maximum permitted average limits specified above by more than 20 dB under any condition of modulation.</p>		

7.5.1 E.U.T. Operation

Operating Environment:

Temperature: 20.4 °C

Humidity: 43.5 % RH

Atmospheric Pressure: 1000 mbar



7.5.2 Test Mode Description

Pre-scan / Final test	Mode Code	Description
Final test	26	TX mode (U-NII-1)_Keep the EUT in continuously transmitting mode with all modulation types. All data rates for each modulation type have been tested and found the data rate @ 6Mbps is the worst case of IEEE 802.11a; data rate @ HT0/HT8 is the worst case of IEEE 802.11n(HT20); data rate @ HT0/HT8 is the worst case of IEEE 802.11n(HT40); data rate @ VHT0 is the worst case of IEEE 802.11ac(HT80); data rate @ VHT0 is the worst case of IEEE 802.11ac(HT160); data rate @ HE0 is the worst case of IEEE 802.11ax(HT20); data rate @ HE0 is the worst case of IEEE 802.11ax(HT40); data rate @ HE0 is the worst case of IEEE 802.11ax(HT80); data rate @ HE0 is the worst case of IEEE 802.11ax(HT160). Only the data of worst case is recorded in the report.
Final test	27	TX mode (U-NII-2A)_Keep the EUT in continuously transmitting mode with all modulation types. All data rates for each modulation type have been tested and found the data rate @ 6Mbps is the worst case of IEEE 802.11a; data rate @ HT0/HT8 is the worst case of IEEE 802.11n(HT20); data rate @ HT0/HT8 is the worst case of IEEE 802.11n(HT40); data rate @ VHT0 is the worst case of IEEE 802.11ac(HT80); data rate @ HE0 is the worst case of IEEE 802.11ax(HT20); data rate @ HE0 is the worst case of IEEE 802.11ax(HT40); data rate @ HE0 is the worst case of IEEE 802.11ax(HT80). Only the data of worst case is recorded in the report.
Final test	28	TX mode (U-NII-2C)_Keep the EUT in continuously transmitting mode with all modulation types. All data rates for each modulation type have been tested and found the data rate @ 6Mbps is the worst case of IEEE 802.11a; data rate @ HT0/HT8 is the worst case of IEEE 802.11n(HT20); data rate @ HT0/HT8 is the worst case of IEEE 802.11n(HT40); data rate @ VHT0 is the worst case of IEEE 802.11ac(HT80); data rate @ VHT0 is the worst case of IEEE 802.11ac(HT160); data rate @ HE0 is the worst case of IEEE 802.11ax(HT20); data rate @ HE0 is the worst case of IEEE 802.11ax(HT40); data rate @ HE0 is the worst case of IEEE 802.11ax(HT80); data rate @ HE0 is the worst case of IEEE 802.11ax(HT160). Only the data of worst case is recorded in the report.
Final test	29	TX mode (U-NII-3)_Keep the EUT in continuously transmitting mode with all modulation types. All data rates for each modulation type have been tested and found the data rate @ 6Mbps is the worst case of IEEE 802.11a; data rate @ HT0/HT8 is the worst case of IEEE 802.11n(HT20); data rate @ HT0/HT8 is the worst case of IEEE 802.11n(HT40); data rate @ VHT0 is the worst case of IEEE 802.11ac(HT80); data rate @ HE0 is the worst case of IEEE 802.11ax(HT20); data rate @ HE0 is the worst case of IEEE 802.11ax(HT40); data rate @ HE0 is the worst case of IEEE 802.11ax(HT80). Only the data of worst case is recorded in the report.
Final test	30	TX mode (U-NII-5)_Keep the EUT in continuously transmitting mode with all modulation types. All data rates for each modulation type have been tested and found the data rate @ 6Mbps is the worst case of IEEE 802.11a; data rate @ HT0/HT8 is the worst case of IEEE 802.11n(HT20); data rate @ HT0/HT8 is the worst case of IEEE 802.11n(HT40); data rate @ VHT0 is the worst case of IEEE 802.11ac(HT80); data rate @ VHT0 is the worst case of IEEE 802.11ac(HT160); data rate @ HE0 is the worst case of IEEE 802.11ax(HT20); data rate @ HE0 is the worst case of IEEE 802.11ax(HT40); data rate @ HE0 is the worst case of IEEE 802.11ax(HT80); data rate @ HE0 is the worst case of IEEE 802.11ax(HT160). Only the data of worst case is recorded in the report.

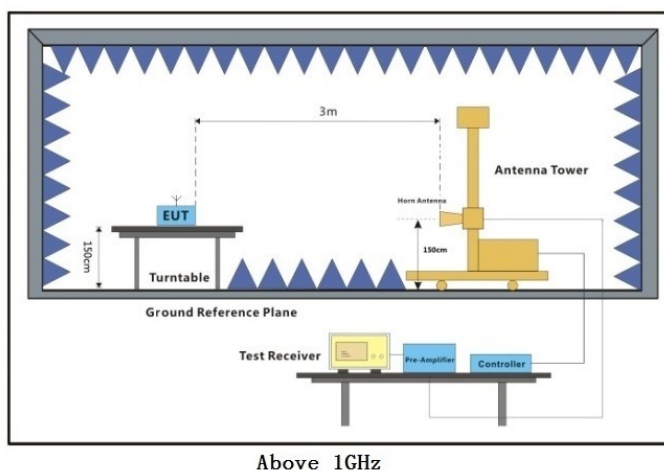


Unless otherwise agreed in writing, this document is issued by the Company subject to its General Conditions of Service printed overleaf, available on request or accessible at <https://www.sgs.com/en/Terms-and-Conditions>. Attention is drawn to the limitation of liability, indemnification and jurisdiction issues defined therein. Any holder of this document is advised that information contained hereon reflects the Company's findings at the time of its intervention only and within the limits of Client's instructions, if any. The Company's sole responsibility is to its Client and this document does not exonerate parties to a transaction from exercising all their rights and obligations under the transaction documents. This document cannot be reproduced except in full, without prior written approval of the Company. Any unauthorized alteration, forgery or falsification of the content or appearance of this document is unlawful and offenders may be prosecuted to the fullest extent of the law. Unless otherwise stated the results shown in this test report refer only to the sample(s) tested and such sample(s) are retained for 30 days only.

Attention: To check the authenticity of testing /inspection report & certificate, please contact us at telephone: (86-755) 8307 1443, or email: CN.Doccheck@sgs.com

Final test	31	TX mode (U-NII-6)_Keep the EUT in continuously transmitting mode with all modulation types. All data rates for each modulation type have been tested and found the data rate @ 6Mbps is the worst case of IEEE 802.11a; data rate @ HT0/HT8 is the worst case of IEEE 802.11n(HT20); data rate @ HT0/HT8 is the worst case of IEEE 802.11n(HT40); data rate @ VHT0 is the worst case of IEEE 802.11ac(HT80); data rate @ VHT0 is the worst case of IEEE 802.11ac(HT160); data rate @ HE0 is the worst case of IEEE 802.11ax(HT20); data rate @ HE0 is the worst case of IEEE 802.11ax(HT40); data rate @ HE0 is the worst case of IEEE 802.11ax(HT80); data rate @ HE0 is the worst case of IEEE 802.11ax(HT160). Only the data of worst case is recorded in the report.
Final test	32	TX mode (U-NII-7)_Keep the EUT in continuously transmitting mode with all modulation types. All data rates for each modulation type have been tested and found the data rate @ 6Mbps is the worst case of IEEE 802.11a; data rate @ HT0/HT8 is the worst case of IEEE 802.11n(HT20); data rate @ HT0/HT8 is the worst case of IEEE 802.11n(HT40); data rate @ VHT0 is the worst case of IEEE 802.11ac(HT80); data rate @ VHT0 is the worst case of IEEE 802.11ac(HT160); data rate @ HE0 is the worst case of IEEE 802.11ax(HT20); data rate @ HE0 is the worst case of IEEE 802.11ax(HT40); data rate @ HE0 is the worst case of IEEE 802.11ax(HT80); data rate @ HE0 is the worst case of IEEE 802.11ax(HT160). Only the data of worst case is recorded in the report.
Final test	33	TX mode (U-NII-8)_Keep the EUT in continuously transmitting mode with all modulation types. All data rates for each modulation type have been tested and found the data rate @ 6Mbps is the worst case of IEEE 802.11a; data rate @ HT0/HT8 is the worst case of IEEE 802.11n(HT20); data rate @ HT0/HT8 is the worst case of IEEE 802.11n(HT40); data rate @ VHT0 is the worst case of IEEE 802.11ac(HT80); data rate @ VHT0 is the worst case of IEEE 802.11ac(HT160); data rate @ HE0 is the worst case of IEEE 802.11ax(HT20); data rate @ HE0 is the worst case of IEEE 802.11ax(HT40); data rate @ HE0 is the worst case of IEEE 802.11ax(HT80); data rate @ HE0 is the worst case of IEEE 802.11ax(HT160). Only the data of worst case is recorded in the report.

7.5.3 Test Setup Diagram



7.5.4 Measurement Procedure and Data

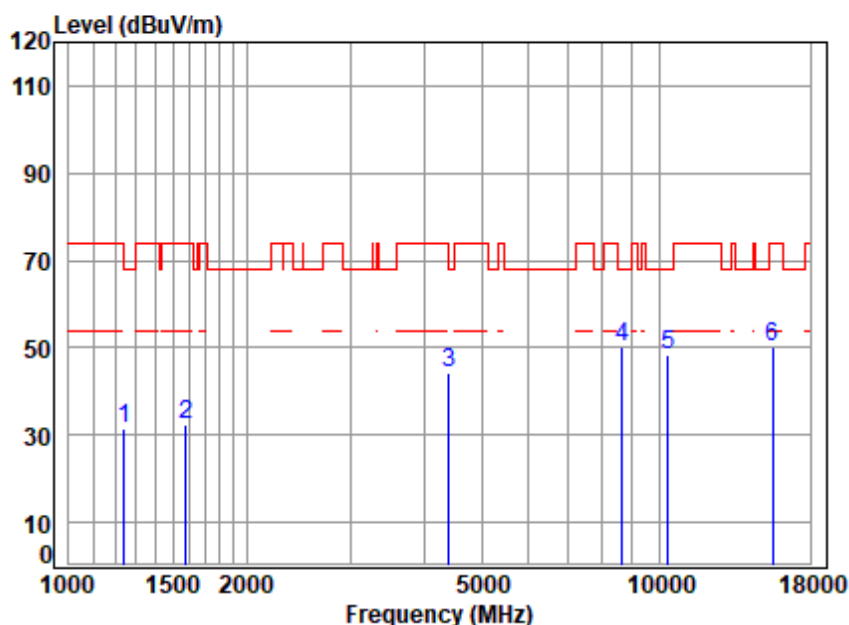
- a. For above 1GHz, the EUT was placed on the top of a rotating table 1.5 meters above the ground at a 3 meter fully-anechoic chamber. The table was rotated 360 degrees to determine the position of the highest radiation.
- b. The EUT was set 3 meters away from the interference-receiving antenna, which was mounted on the top of a variable-height antenna tower.
- c. The antenna height is varied from one meter to four meters above the ground to determine the maximum value of the field strength. Both horizontal and vertical polarizations of the antenna are set to make the measurement.
- d. For each suspected emission, the EUT was arranged to its worst case and then the antenna was tuned to heights from 1 meter to 4 meters (for the test frequency of below 30MHz, the antenna was tuned to heights 1 meter) and the rotatable table was turned from 0 degrees to 360 degrees to find the maximum reading.
- e. The test-receiver system was set to Peak Detect Function and Specified Bandwidth with Maximum Hold Mode.
- f. If the emission level of the EUT in peak mode was 10dB lower than the limit specified, then testing could be stopped and the peak values of the EUT would be reported. Otherwise the emissions that did not have 10dB margin would be re-tested one by one using peak or average method as specified and then reported in a data sheet.
- g. Test the EUT in the lowest channel, the middle channel, the Highest channel.
- h. The radiation measurements are performed in X, Y, Z axis positioning for Transmitting mode, and found the X axis positioning which it is the worst case.
- i. Repeat above procedures until all frequencies measured was complete.

Remark:

1. Level= Read Level+ Cable Loss+ Antenna Factor- Preamp Factor
2. Scan from 18GHz to 40GHz, the disturbance above 18GHz was very low. The points marked on above plots are the highest emissions could be found when testing, so only above points had been displayed. The amplitude of spurious emissions from the radiator which are attenuated more than 20dB below the limit need not be reported.
3. As shown in this section, for frequencies above 1GHz, the field strength limits are based on average limits. However, the peak field strength of any emission shall not exceed the maximum permitted average limits specified above by more than 20 dB under any condition of modulation. For the emissions whose peak level is lower than the average limit, only the peak measurement is shown in the report.
4. The disturbance above 18GHz were very low and the harmonics were the highest point could be found when testing, so only the above harmonics had been displayed.
5. For devices with multiple operating modes, measurements on the middle channel is used to determine the worst-case mode(s). Only the worst case mode with the highest output power and the mode with the highest output power spectral density for each modulation family (e.g., OFDM and direct sequence spread spectrum) is recorded in the test report.
6. All modes and channels have been tested, only record the worst test result.



Test Mode: 26; Polarity: Horizontal; Modulation:802.11ax(Full RU0); Bandwidth:20MHz; Channel:Low

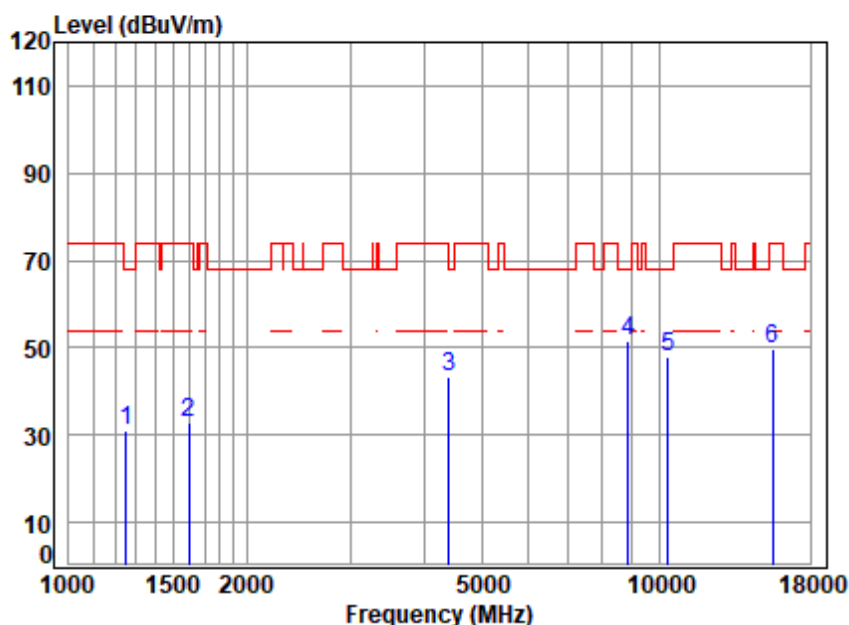


Site : chamber
Condition: 3m HORIZONTAL
Job No : 03367AT/03368AT
Mode : 5180 TX RSE
Note : 5G WIFI 11AX20

	Freq	Cable Loss	Ant Factor	Preamp Factor	Read Level	Level	Limit Line	Over Limit	Remark
	MHz	dB	dB/m	dB	dBuV	dBuV/m	dBuV/m	dB	
1	1242.068	3.66	24.99	38.35	41.28	31.58	68.20	-36.62	peak
2	1578.822	4.17	26.88	38.40	39.56	32.21	74.00	-41.79	peak
3	4405.090	7.06	34.74	35.79	38.19	44.20	68.20	-24.00	peak
4 q	8638.399	11.29	36.90	37.24	39.13	50.08	68.20	-18.12	peak
5	10360.000	12.73	37.10	37.54	35.97	48.26	68.20	-19.94	peak
6	15540.000	14.23	41.10	37.23	32.12	50.22	74.00	-23.78	peak



Test Mode: 26; Polarity: Vertical; Modulation:802.11ax(Full RU0); Bandwidth:20MHz; Channel:Low

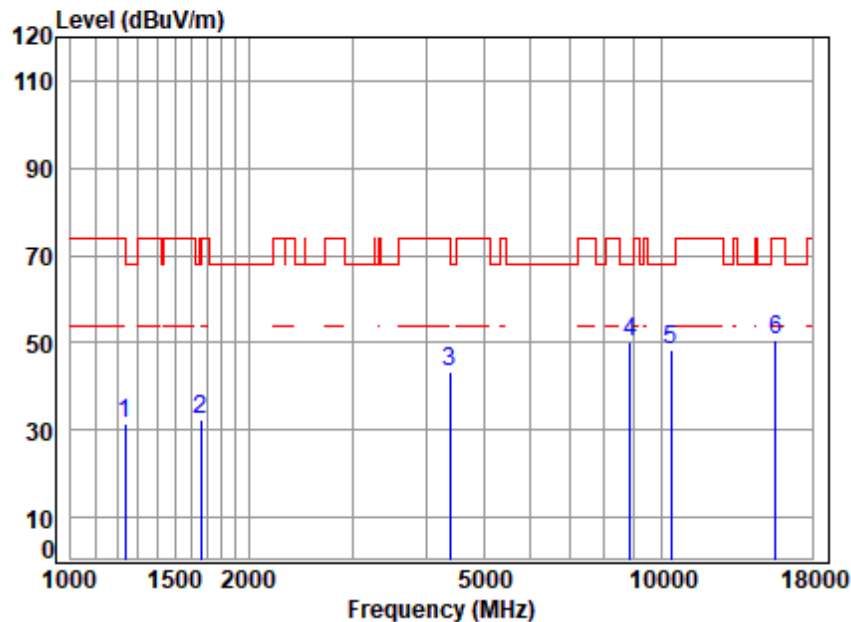


Site : chamber
Condition: 3m VERTICAL
Job No : 03367AT/03368AT
Mode : 5180 TX RSE
Note : 5G WIFI 11AX20

	Freq	Cable Loss	Ant Factor	Preamp Factor	Read Level	Level	Limit	Over Limit	Remark
	MHz	dB	dB/m	dB	dBuV	dBuV/m	dBuV/m	dB	
1	1249.269	3.67	25.09	38.35	40.62	31.03	68.20	-37.17	peak
2	1597.181	4.20	26.81	38.40	40.13	32.74	74.00	-41.26	peak
3	4405.090	7.06	34.74	35.79	37.29	43.30	68.20	-24.90	peak
4 q	8840.473	11.64	37.18	37.45	40.16	51.53	68.20	-16.67	peak
5	10360.000	12.73	37.10	37.54	35.62	47.91	68.20	-20.29	peak
6	15540.000	14.23	41.10	37.23	31.69	49.79	74.00	-24.21	peak



Test Mode: 26; Polarity: Horizontal; Modulation:802.11ax(Full RU0); Bandwidth:20MHz; Channel:middle

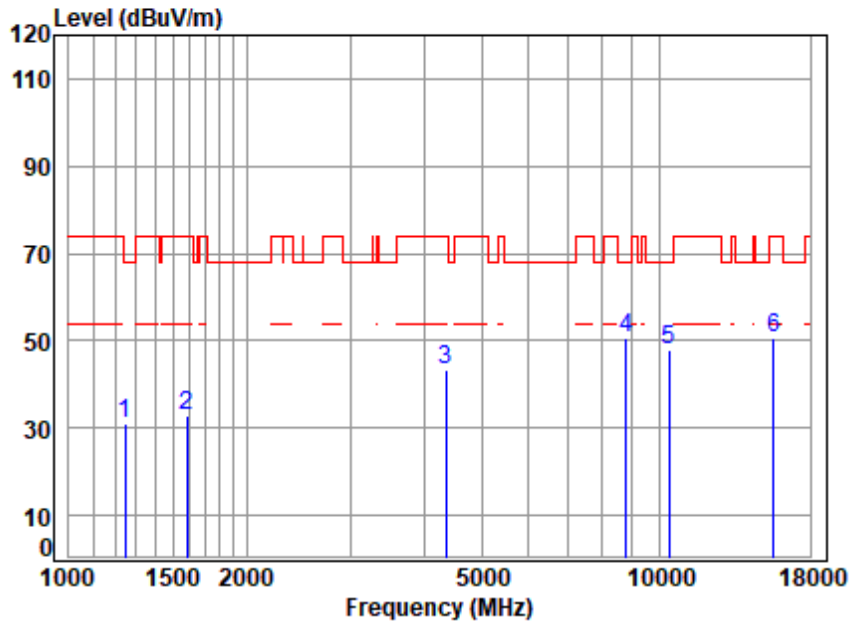


Site : chamber
Condition: 3m HORIZONTAL
Job No : 03367AT/03368AT
Mode : 5200 TX RSE
Note : 5G WIFI 11AX20

		Cable	Ant	Preamp	Read		Limit	Over	
	Freq	Loss	Factor	Factor	Level	Level	Line	Limit	Remark
	MHz	dB	dB/m	dB	dBuV	dBuV/m	dBuV/m	dB	
1	1234.909	3.64	24.89	38.35	41.52	31.70	74.00	-42.30	peak
2	1663.137	4.28	26.27	38.41	40.34	32.48	74.00	-41.52	peak
3	4392.376	7.05	34.74	35.80	37.32	43.31	74.00	-30.69	peak
4 q	8866.062	11.69	37.20	37.48	38.94	50.35	68.20	-17.85	peak
5	10400.000	12.74	37.10	37.56	35.91	48.19	68.20	-20.01	peak
6	15600.000	14.25	41.10	37.26	32.59	50.68	74.00	-23.32	peak



Test Mode: 26; Polarity: Vertical; Modulation:802.11ax(Full RU0); Bandwidth:20MHz; Channel:middle

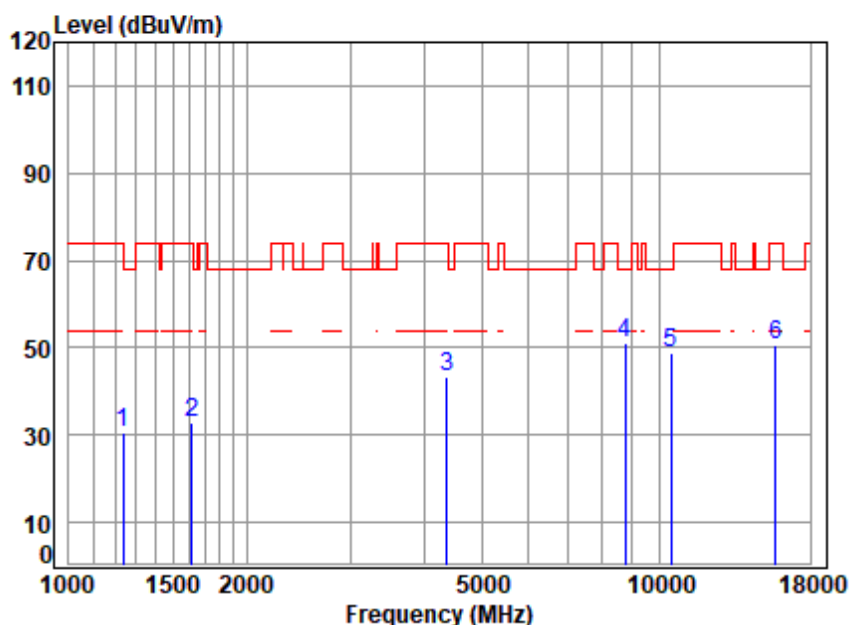


Site : chamber
Condition: 3m VERTICAL
Job No : 03367AT/03368AT
Mode : 5200 TX RSE
Note : 5G WIFI 11AX20

	Freq	Cable Loss	Ant Factor	Preamp Factor	Read Level	Level	Limit Line	Over Limit	Remark
	MHz	dB	dB/m	dB	dBuV	dBuV/m	dBuV/m	dB	
1	1245.663	3.66	25.04	38.35	40.90	31.25	68.20	-36.95	peak
2	1583.392	4.18	26.87	38.40	40.00	32.65	74.00	-41.35	peak
3	4354.454	7.03	34.44	35.83	37.90	43.54	74.00	-30.46	peak
4 q	8789.516	11.55	37.06	37.40	39.39	50.60	68.20	-17.60	peak
5	10400.000	12.74	37.10	37.56	35.74	48.02	68.20	-20.18	peak
6	15600.000	14.25	41.10	37.26	32.56	50.65	74.00	-23.35	peak



Test Mode: 26; Polarity: Horizontal; Modulation:802.11ax(Full RU0); Bandwidth:20MHz; Channel:High

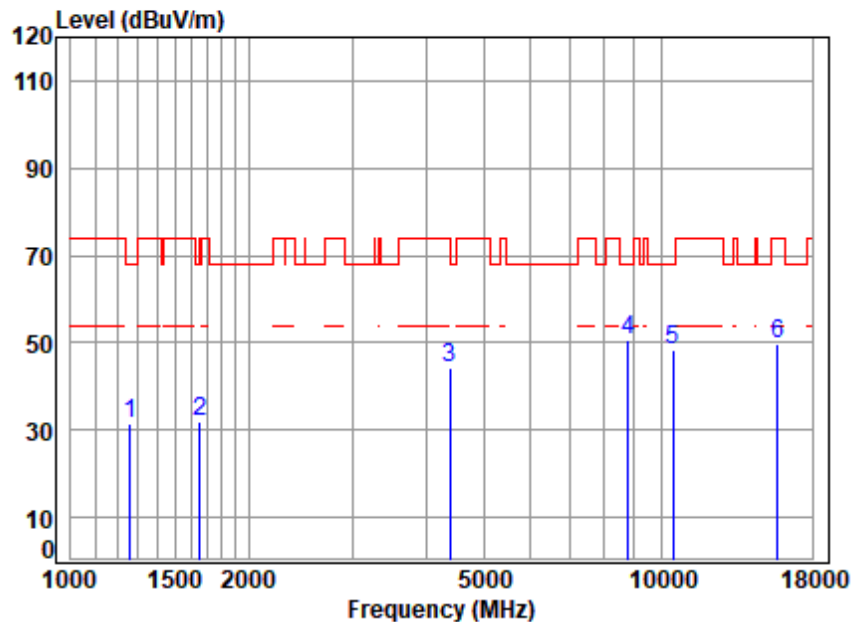


Site : chamber
Condition: 3m HORIZONTAL
Job No : 03367AT/03368AT
Mode : 5240 TX RSE
Note : 5G WIFI 11AX20

		Cable	Ant	Preamp	Read		Limit	Over	
	Freq	Loss	Factor	Factor	Level	Level	Line	Limit	Remark
	MHz	dB	dB/m	dB	dBuV	dBuV/m	dBuV/m	dB	
1	1234.909	3.64	24.89	38.35	40.59	30.77	74.00	-43.23	peak
2	1615.754	4.22	26.64	38.40	40.27	32.73	74.00	-41.27	peak
3	4367.058	7.04	34.54	35.82	37.62	43.38	74.00	-30.62	peak
4 q	8738.852	11.47	36.90	37.35	40.04	51.06	68.20	-17.14	peak
5	10480.000	12.76	37.26	37.60	36.44	48.86	68.20	-19.34	peak
6	15720.000	14.29	41.22	37.31	32.60	50.80	74.00	-23.20	peak



Test Mode: 26; Polarity: Vertical; Modulation:802.11ax(Full RU0); Bandwidth:20MHz; Channel:High

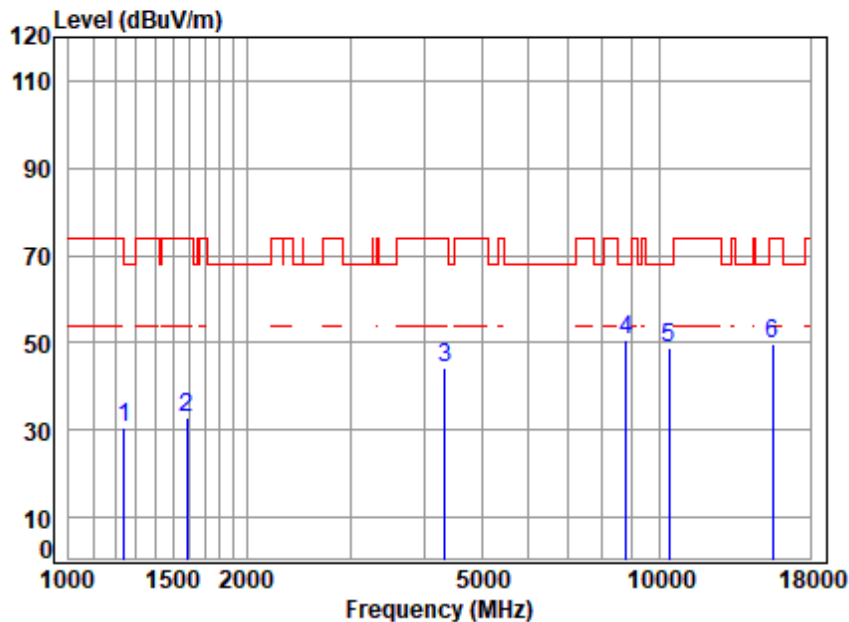


Site : chamber
Condition: 3m VERTICAL
Job No : 03367AT/03368AT
Mode : 5240 TX RSE
Note : 5G WIFI 11AX20

	Freq	Cable Loss	Ant Factor	Preamp Factor	Read Level	Level	Limit Line	Over Limit	Remark
	MHz	dB	dB/m	dB	dBuV	dBuV/m	dBuV/m	dB	
1	1260.149	3.69	25.04	38.35	41.06	31.44	68.20	-36.76	peak
2	1653.550	4.27	26.29	38.41	40.00	32.15	68.20	-36.05	peak
3	4379.699	7.04	34.64	35.81	38.57	44.44	74.00	-29.56	peak
4 q	8789.516	11.55	37.06	37.40	39.47	50.68	68.20	-17.52	peak
5	10480.000	12.76	37.26	37.60	35.78	48.20	68.20	-20.00	peak
6	15720.000	14.29	41.22	37.31	31.64	49.84	74.00	-24.16	peak



Test Mode: 26; Polarity: Horizontal; Modulation:802.11ax(Full RU0); Bandwidth:40MHz; Channel:Low

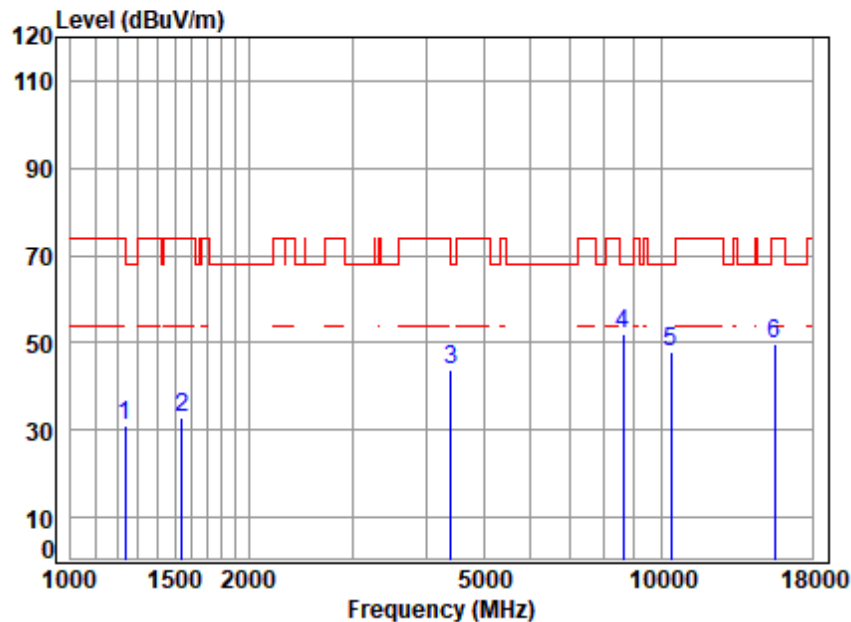


Site : chamber
Condition: 3m HORIZONTAL
Job No : 03367AT/03368AT
Mode : 5190 TX RSE
Note : 5G WIFI 11AX40

	Freq	Cable Loss	Ant Factor	Preamp Factor	Read Level	Level	Limit Line	Over Limit	Remark
	MHz	dB	dB/m	dB	dBuV	dBuV/m	dBuV/m	dB	
1	1242.068	3.66	24.99	38.35	40.15	30.45	68.20	-37.75	peak
2	1583.392	4.18	26.87	38.40	40.34	32.99	74.00	-41.01	peak
3	4341.886	7.02	34.34	35.84	38.74	44.26	74.00	-29.74	peak
4 q	8789.516	11.55	37.06	37.40	39.51	50.72	68.20	-17.48	peak
5	10380.000	12.74	37.10	37.55	36.38	48.67	68.20	-19.53	peak
6	15570.000	14.24	41.10	37.25	31.86	49.95	74.00	-24.05	peak



Test Mode: 26; Polarity: Vertical; Modulation:802.11ax(Full RU0); Bandwidth:40MHz; Channel:Low

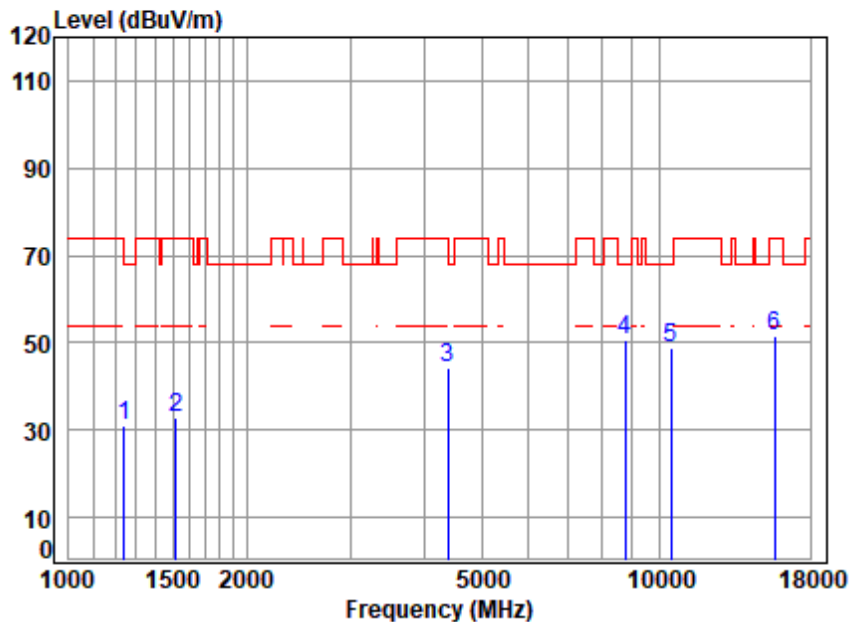


Site : chamber
Condition: 3m VERTICAL
Job No : 03367AT/03368AT
Mode : 5190 TX RSE
Note : 5G WIFI 11AX40

		Cable	Ant	Preamp	Read		Limit	Over	
	Freq	Loss	Factor	Factor	Level	Level	Line	Limit	Remark
	MHz	dB	dB/m	dB	dBuV	dBuV/m	dBuV/m	dB	
1	1234.909	3.64	24.89	38.35	40.69	30.87	74.00	-43.13	peak
2	1542.733	4.12	26.97	38.39	40.24	32.94	74.00	-41.06	peak
3	4405.090	7.06	34.74	35.79	37.96	43.97	68.20	-24.23	peak
4 q	8613.468	11.24	36.90	37.22	41.02	51.94	68.20	-16.26	peak
5	10380.000	12.74	37.10	37.55	35.78	48.07	68.20	-20.13	peak
6	15570.000	14.24	41.10	37.25	31.77	49.86	74.00	-24.14	peak



Test Mode: 26; Polarity: Horizontal; Modulation:802.11ax(Full RU0); Bandwidth:40MHz; Channel:High

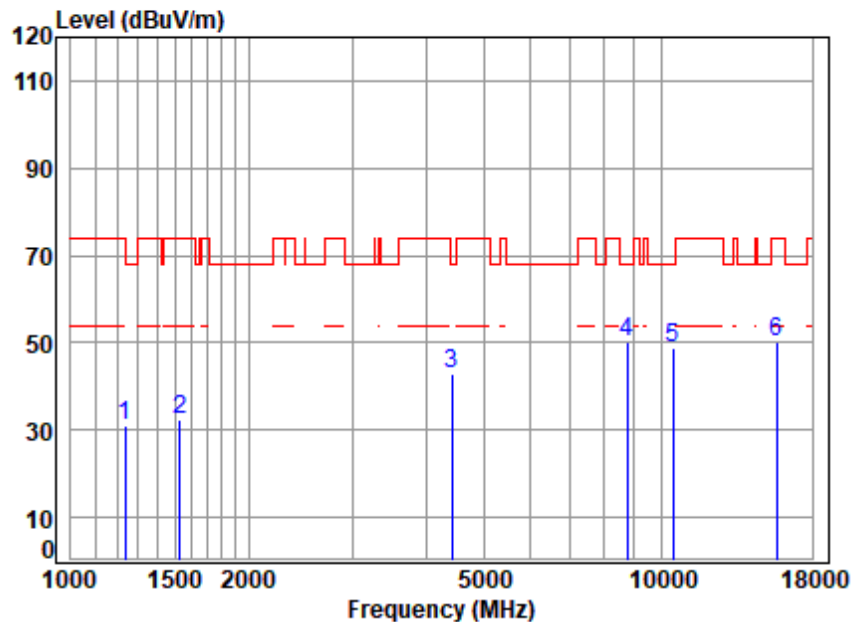


Site : chamber
 Condition: 3m HORIZONTAL
 Job No : 03367AT/03368AT
 Mode : 5230 TX RSE
 Note : 5G WIFI 11AX40

	Freq	Cable Loss	Ant Factor	Preamp Factor	Read Level	Level	Limit Line	Over Limit	Remark
	MHz	dB	dB/m	dB	dBuV	dBuV/m	dBuV/m	dB	
1	1242.068	3.66	24.99	38.35	40.73	31.03	68.20	-37.17	peak
2	1520.598	4.09	26.88	38.39	40.18	32.76	74.00	-41.24	peak
3	4392.376	7.05	34.74	35.80	38.09	44.08	74.00	-29.92	peak
4 q	8738.852	11.47	36.90	37.35	39.47	50.49	68.20	-17.71	peak
5	10460.000	12.76	37.22	37.59	36.64	49.03	68.20	-19.17	peak
6	15690.000	14.28	41.19	37.30	33.23	51.40	74.00	-22.60	peak



Test Mode: 26; Polarity: Vertical; Modulation:802.11ax(Full RU0); Bandwidth:40MHz; Channel:High



Site : chamber
Condition: 3m VERTICAL
Job No : 03367AT/03368AT
Mode : 5230 TX RSE
Note : 5G WIFI 11AX40

	Freq	Cable Loss	Ant Factor	Preamp Factor	Read Level	Level	Limit	Over Limit	Remark
	MHz	dB	dB/m	dB	dBuV	dBuV/m	dBuV/m	dB	
1	1238.483	3.65	24.94	38.35	40.71	30.95	74.00	-43.05	peak
2	1529.414	4.10	26.92	38.39	39.82	32.45	74.00	-41.55	peak
3	4417.841	7.07	34.59	35.78	36.97	42.85	68.20	-25.35	peak
4 q	8764.146	11.51	36.96	37.37	39.02	50.12	68.20	-18.08	peak
5	10460.000	12.76	37.22	37.59	36.50	48.89	68.20	-19.31	peak
6	15690.000	14.28	41.19	37.30	31.97	50.14	74.00	-23.86	peak



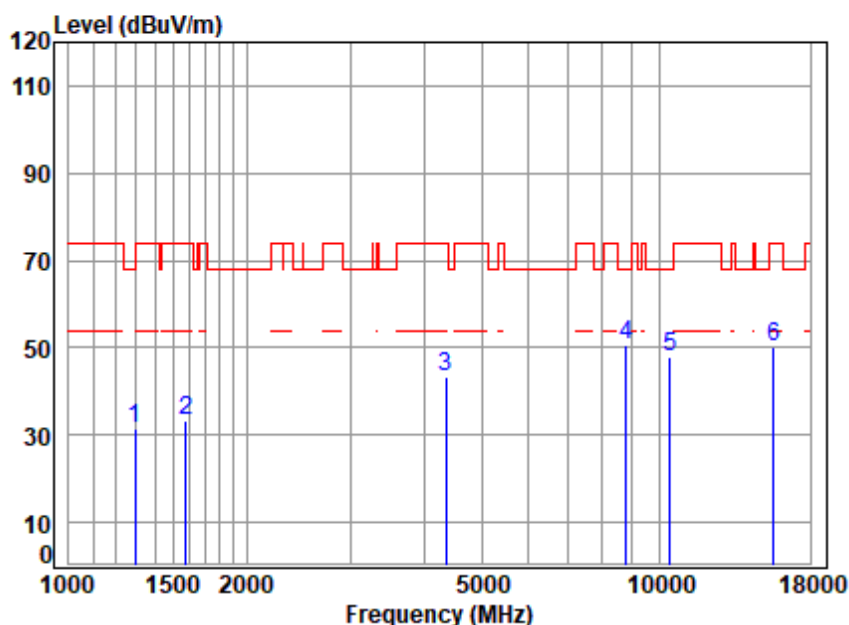
SGS-CSTC Standards Technical Services Co., Ltd. Shenzhen Branch

SZEMC-TRF-01 Rev. A/1

Report No.: SZCR231000336706

Page: 165 of 301

Test Mode: 26; Polarity: Horizontal; Modulation: 802.11ax(Full RU0); Bandwidth: 80MHz; Channel: middle



Site : chamber
Condition: 3m HORIZONTAL
Job No : 03367AT/03368AT
Mode : 5210 TX RSE
Note : 5G WIFI 11AX80

	Freq	Cable Loss	Ant Factor	Preamp Factor	Read Level	Level	Limit	Over Limit	Remark
	MHz	dB	dB/m	dB	dBuV	dBuV/m	dBuV/m	dB	
1	1293.359	3.74	24.84	38.36	41.46	31.68	68.20	-36.52	peak
2	1578.822	4.17	26.88	38.40	40.84	33.49	74.00	-40.51	peak
3	4354.454	7.03	34.44	35.83	37.93	43.57	74.00	-30.43	peak
4 q	8789.516	11.55	37.06	37.40	39.34	50.55	68.20	-17.65	peak
5	10420.000	12.75	37.14	37.57	35.48	47.80	68.20	-20.40	peak
6	15630.000	14.26	41.13	37.27	32.12	50.24	74.00	-23.76	peak

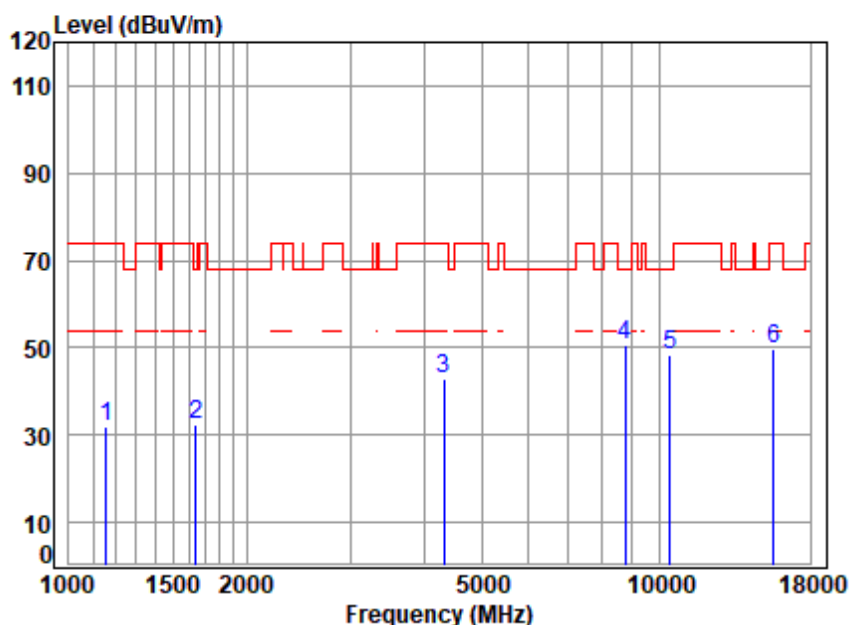


SGS-CSTC Standards Technical Services Co., Ltd.
Shenzhen Branch (SZEMC) Laboratory

Unless otherwise agreed in writing, this document is issued by the Company subject to its General Conditions of Service printed overleaf, available on request or accessible at <https://www.sgs.com/en/Terms-and-Conditions>. Attention is drawn to the limitation of liability, indemnification and jurisdiction issues defined therein. Any holder of this document is advised that information contained hereon reflects the Company's findings at the time of its intervention only and within the limits of Client's instructions, if any. The Company's sole responsibility is to its Client and this document does not exonerate parties to a transaction from exercising all their rights and obligations under the transaction documents. This document cannot be reproduced except in full, without prior written approval of the Company. Any unauthorized alteration, forgery or falsification of the content or appearance of this document is unlawful and offenders may be prosecuted to the fullest extent of the law. Unless otherwise stated the results shown in this test report refer only to the sample(s) tested and such sample(s) are retained for 30 days only.

Attention: To check the authenticity of testing / inspection report & certificate, please contact us at telephone: (86-755) 8307 1443, or email: CN.Doccheck@sgs.com
No.1 Workshop, M-10, Middle Section, Science & Technology Park, Nanshan District, Shenzhen, Guangdong, China 518057 t (86-755) 26012053 f (86-755) 26710594 www.sgs.com.cn
中国·广东·深圳市南山区科技园中区M-10栋1号厂房 邮编: 518057 t (86-755) 26012053 f (86-755) 26710594 sgs.china@sgs.com

Test Mode: 26; Polarity: Vertical; Modulation:802.11ax(Full RU0); Bandwidth:80MHz; Channel:middle

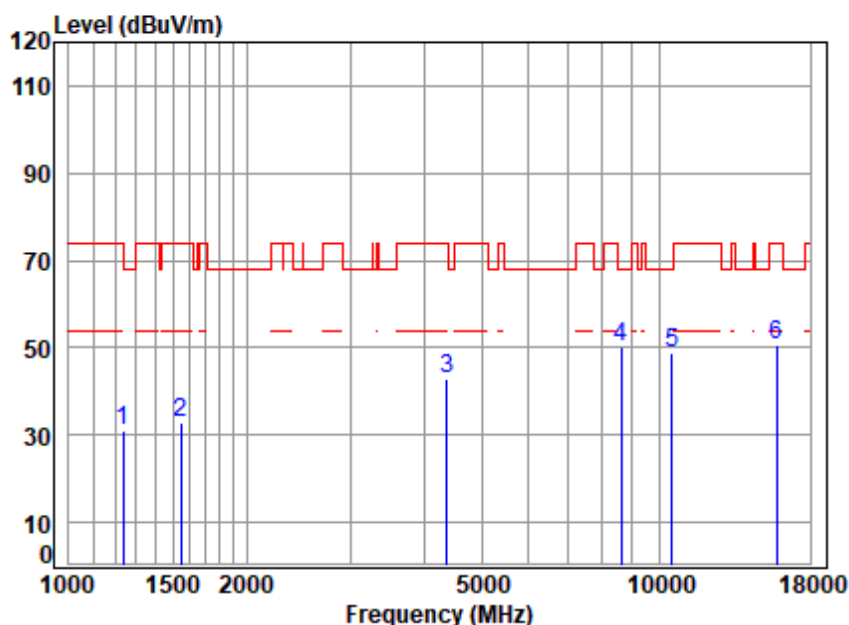


Site : chamber
Condition: 3m VERTICAL
Job No : 03367AT/03368AT
Mode : 5210 TX RSE
Note : 5G WIFI 11AX80

		Cable	Ant	Preamp	Read		Limit	Over	
	Freq	Loss	Factor	Factor	Level	Level	Line	Limit	Remark
	MHz	dB	dB/m	dB	dBuV	dBuV/m	dBuV/m	dB	
1	1155.483	3.50	23.95	38.33	42.71	31.83	74.00	-42.17	peak
2	1644.019	4.26	26.36	38.41	40.29	32.50	68.20	-35.70	peak
3	4316.859	7.00	34.13	35.86	37.83	43.10	74.00	-30.90	peak
4 q	8764.146	11.51	36.96	37.37	39.33	50.43	68.20	-17.77	peak
5	10420.000	12.75	37.14	37.57	35.95	48.27	68.20	-19.93	peak
6	15630.000	14.26	41.13	37.27	31.74	49.86	74.00	-24.14	peak



Test Mode: 27; Polarity: Horizontal; Modulation:802.11ax(Full RU0); Bandwidth:20MHz; Channel:Low

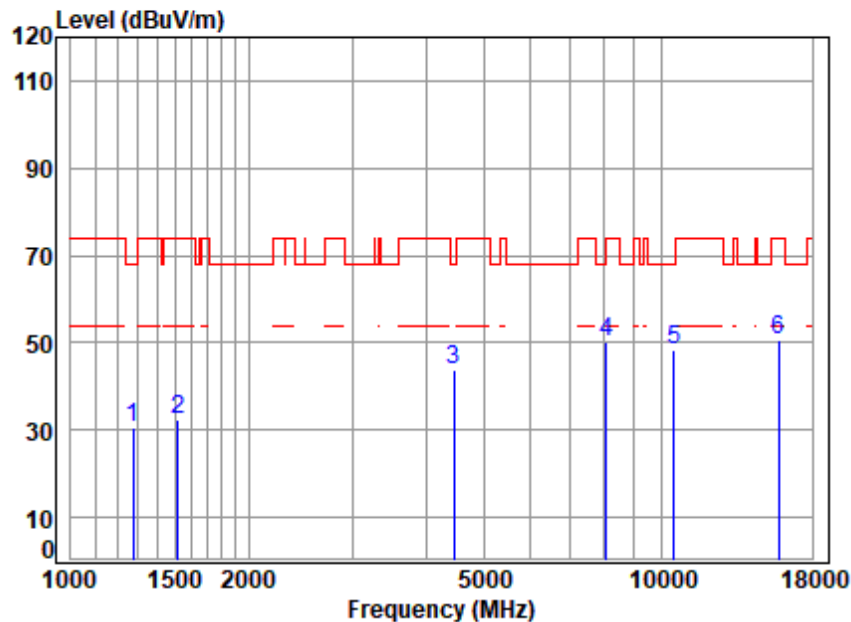


Site : chamber
Condition: 3m HORIZONTAL
Job No : 03367AT/03368AT
Mode : 5260 TX RSE
Note : 5G WIFI 11AX20

	Freq	Cable Loss	Ant Factor	Preamp Factor	Read Level	Level	Limit Line	Over Limit	Remark
	MHz	dB	dB/m	dB	dBuV	dBuV/m	dBuV/m	dB	
1	1238.483	3.65	24.94	38.35	40.66	30.90	74.00	-43.10	peak
2	1547.199	4.13	26.99	38.39	40.03	32.76	74.00	-41.24	peak
3	4367.058	7.04	34.54	35.82	37.26	43.02	74.00	-30.98	peak
4 q	8613.468	11.24	36.90	37.22	39.43	50.35	68.20	-17.85	peak
5	10520.000	12.77	37.30	37.62	36.17	48.62	68.20	-19.58	peak
6	15780.000	14.31	41.28	37.33	32.60	50.86	74.00	-23.14	peak



Test Mode: 27; Polarity: Vertical; Modulation:802.11ax(Full RU0); Bandwidth:20MHz; Channel:Low



Site : chamber
Condition: 3m VERTICAL
Job No : 03367AT/03368AT
Mode : 5260 TX RSE
Note : 5G WIFI 11AX20

	Freq	Cable Loss	Ant Factor	Preamp Factor	Read Level	Level	Limit Line	Over Limit	Remark
	MHz	dB	dB/m	dB	dBuV	dBuV/m	dBuV/m	dB	
1	1274.802	3.71	24.95	38.35	40.43	30.74	68.20	-37.46	peak
2	1520.598	4.09	26.88	38.39	39.99	32.57	74.00	-41.43	peak
3	4456.315	7.09	34.12	35.76	38.31	43.76	68.20	-24.44	peak
4	8059.475	10.21	36.42	36.63	40.19	50.19	74.00	-23.81	peak
5	10520.000	12.77	37.30	37.62	36.05	48.50	68.20	-19.70	peak
6	15780.000	14.31	41.28	37.33	32.46	50.72	74.00	-23.28	peak



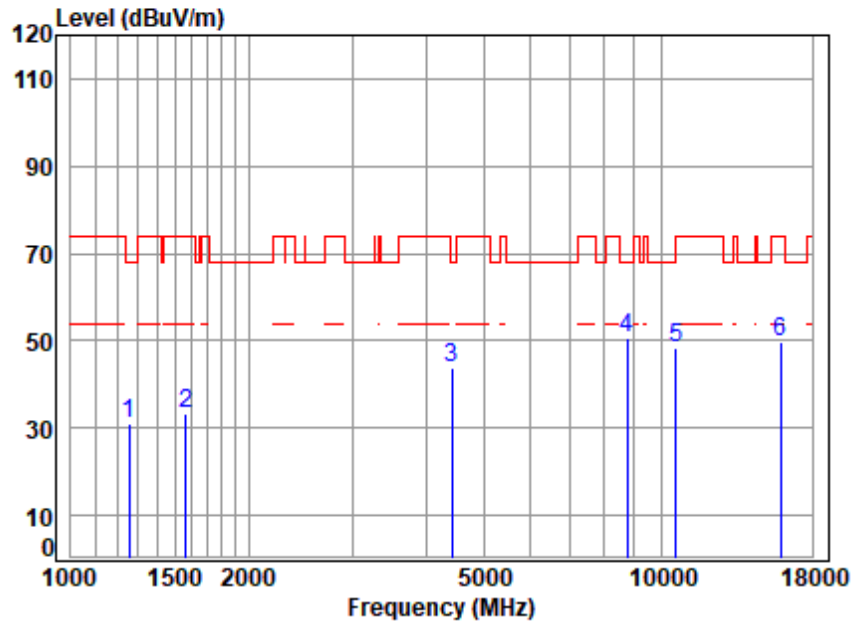
SGS-CSTC Standards Technical Services Co., Ltd. Shenzhen Branch

SZEMC-TRF-01 Rev. A/1

Report No.: SZCR231000336706

Page: 169 of 301

Test Mode: 27; Polarity: Horizontal; Modulation: 802.11ax(Full RU0); Bandwidth: 20MHz; Channel: middle



Site : chamber
Condition: 3m HORIZONTAL
Job No : 03367AT/03368AT
Mode : 5300 TX RSE
Note : 5G WIFI 11AX20

	Freq	Cable Loss	Ant Factor	Preamp Factor	Read Level	Level	Limit Line	Over Limit	Remark
	MHz	dB	dB/m	dB	dBuV	dBuV/m	dBuV/m	dB	
1	1256.512	3.68	25.06	38.35	40.51	30.90	68.20	-37.30	peak
2	1565.191	4.15	26.94	38.40	40.41	33.10	74.00	-40.90	peak
3	4417.841	7.07	34.59	35.78	38.01	43.89	68.20	-24.31	peak
4 q	8738.852	11.47	36.90	37.35	39.50	50.52	68.20	-17.68	peak
5	10600.000	12.80	37.30	37.66	35.91	48.35	68.20	-19.85	peak
6	15900.000	14.35	41.40	37.38	31.25	49.62	74.00	-24.38	peak

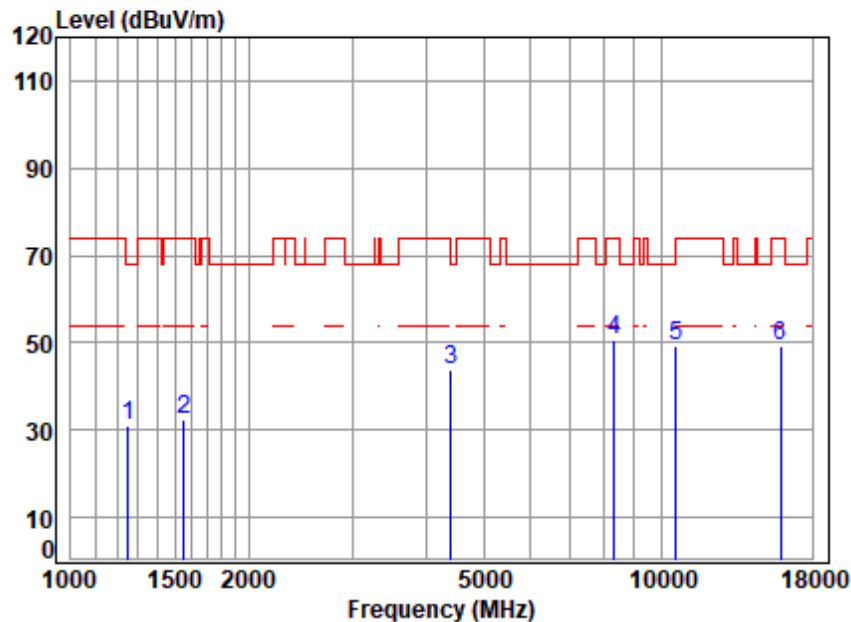


SGS-CSTC Standards Technical Services Co., Ltd.
Shenzhen Branch (SZEMC) Laboratory

Unless otherwise agreed in writing, this document is issued by the Company subject to its General Conditions of Service printed overleaf, available on request or accessible at <https://www.sgs.com/en/Terms-and-Conditions>. Attention is drawn to the limitation of liability, indemnification and jurisdiction issues defined therein. Any holder of this document is advised that information contained hereon reflects the Company's findings at the time of its intervention only and within the limits of Client's instructions, if any. The Company's sole responsibility is to its Client and this document does not exonerate parties to a transaction from exercising all their rights and obligations under the transaction documents. This document cannot be reproduced except in full, without prior written approval of the Company. Any unauthorized alteration, forgery or falsification of the content or appearance of this document is unlawful and offenders may be prosecuted to the fullest extent of the law. Unless otherwise stated the results shown in this test report refer only to the sample(s) tested and such sample(s) are retained for 30 days only.

Attention: To check the authenticity of testing / inspection report & certificate, please contact us at telephone: (86-755) 8307 1443, or email: CN.Doccheck@sgs.com
No.1 Workshop, M-10, Middle Section, Science & Technology Park, Nanshan District, Shenzhen, Guangdong, China 518057 t (86-755) 26012053 f (86-755) 26710594 www.sgs.com.cn
中国·广东·深圳市南山区科技园中区M-10栋1号厂房 邮编: 518057 t (86-755) 26012053 f (86-755) 26710594 sgs.china@sgs.com

Test Mode: 27; Polarity: Vertical; Modulation:802.11ax(Full RU0); Bandwidth:20MHz; Channel:middle

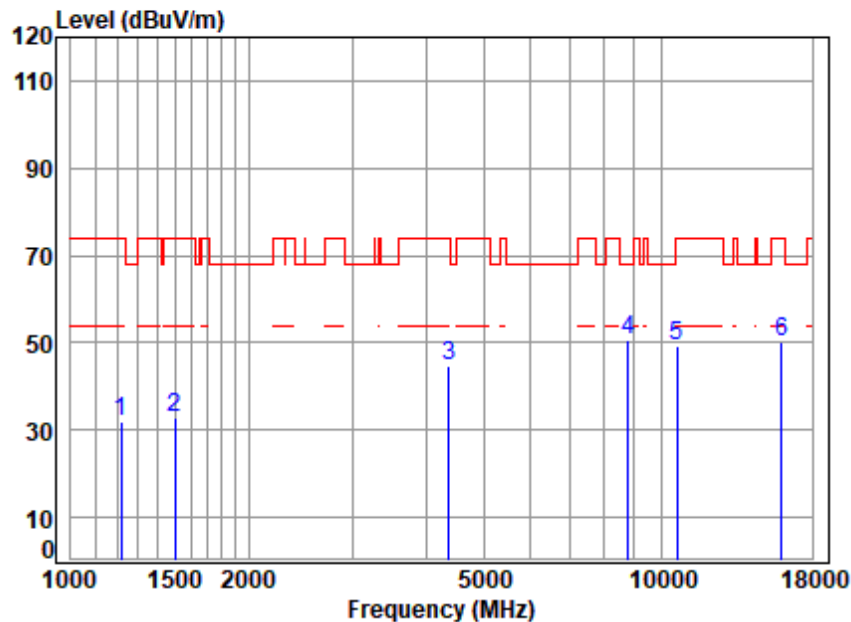


Site : chamber
Condition: 3m VERTICAL
Job No : 03367AT/03368AT
Mode : 5300 TX RSE
Note : 5G WIFI 11AX20

	Freq	Cable Loss	Ant Factor	Preamp Factor	Read Level	Level	Limit Line	Over Limit	Remark
	MHz	dB	dB/m	dB	dBuV	dBuV/m	dBuV/m	dB	
1	1249.269	3.67	25.09	38.35	40.51	30.92	68.20	-37.28	peak
2	1551.677	4.13	26.99	38.40	39.69	32.41	74.00	-41.59	peak
3	4405.090	7.06	34.74	35.79	37.76	43.77	68.20	-24.43	peak
4	8319.836	10.71	36.70	36.91	40.22	50.72	74.00	-23.28	peak
5	10600.000	12.80	37.30	37.66	36.87	49.31	68.20	-18.89	peak
6	15900.000	14.35	41.40	37.38	31.05	49.42	74.00	-24.58	peak



Test Mode: 27; Polarity: Horizontal; Modulation:802.11ax(Full RU0); Bandwidth:20MHz; Channel:High

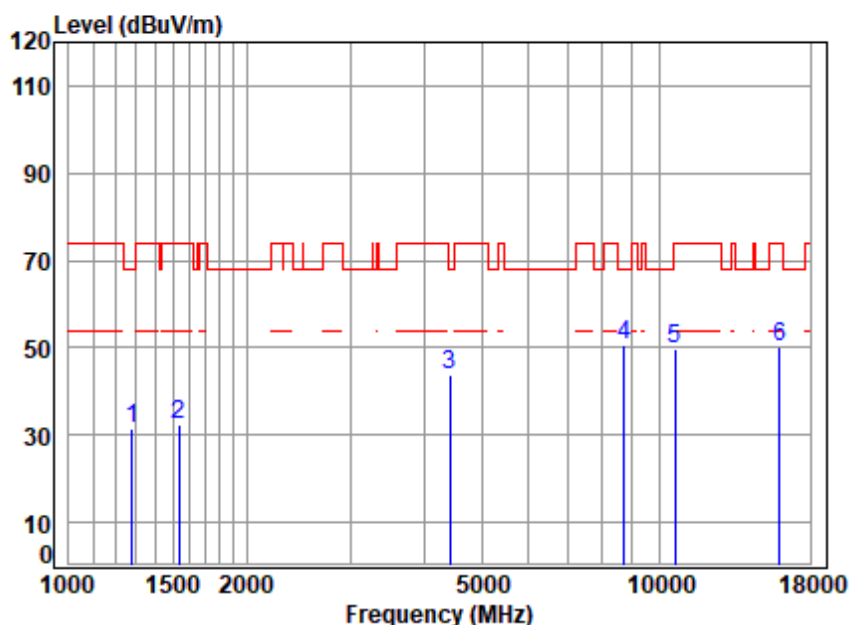


Site : chamber
Condition: 3m HORIZONTAL
Job No : 03367AT/03368AT
Mode : 5320 TX RSE
Note : 5G WIFI 11AX20

	Freq	Cable Loss	Ant Factor	Preamp Factor	Read Level	Level	Limit	Over Limit	Remark
	MHz	dB	dB/m	dB	dBuV	dBuV/m	dBuV/m	dB	
1	1217.190	3.61	24.64	38.34	41.86	31.77	74.00	-42.23	peak
2	1498.781	4.06	26.77	38.39	40.19	32.63	74.00	-41.37	peak
3	4367.058	7.04	34.54	35.82	39.06	44.82	74.00	-29.18	peak
4 q	8789.516	11.55	37.06	37.40	39.59	50.80	68.20	-17.40	peak
5	10640.000	12.81	37.22	37.68	36.85	49.20	74.00	-24.80	peak
6	15960.000	14.37	41.52	37.40	31.52	50.01	74.00	-23.99	peak



Test Mode: 27; Polarity: Vertical; Modulation:802.11ax(Full RU0); Bandwidth:20MHz; Channel:High

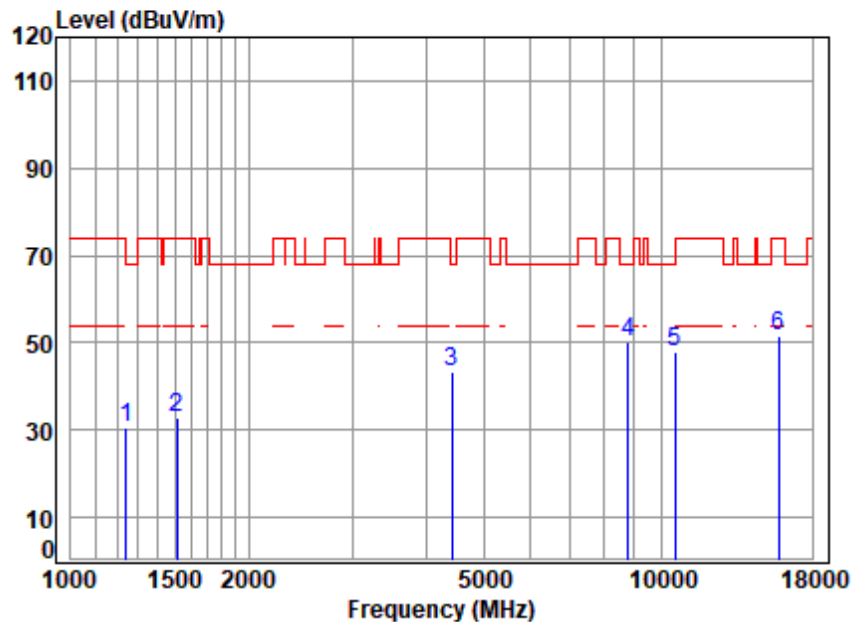


Site : chamber
Condition: 3m VERTICAL
Job No : 03367AT/03368AT
Mode : 5320 TX RSE
Note : 5G WIFI 11AX20

	Freq	Cable Loss	Ant Factor	Preamp Factor	Read Level	Level	Limit	Over	Remark
	MHz	dB	dB/m	dB	dBuV	dBuV/m	dBuV/m	dB	
1	1282.193	3.72	24.91	38.35	41.40	31.68	68.20	-36.52	peak
2	1533.841	4.11	26.94	38.39	39.96	32.62	74.00	-41.38	peak
3	4417.841	7.07	34.59	35.78	37.96	43.84	68.20	-24.36	peak
4 q	8713.630	11.42	36.90	37.32	39.53	50.53	68.20	-17.67	peak
5	10640.000	12.81	37.22	37.68	37.23	49.58	74.00	-24.42	peak
6	15960.000	14.37	41.52	37.40	31.80	50.29	74.00	-23.71	peak



Test Mode: 27; Polarity: Horizontal; Modulation:802.11ax(Full RU0); Bandwidth:40MHz; Channel:Low

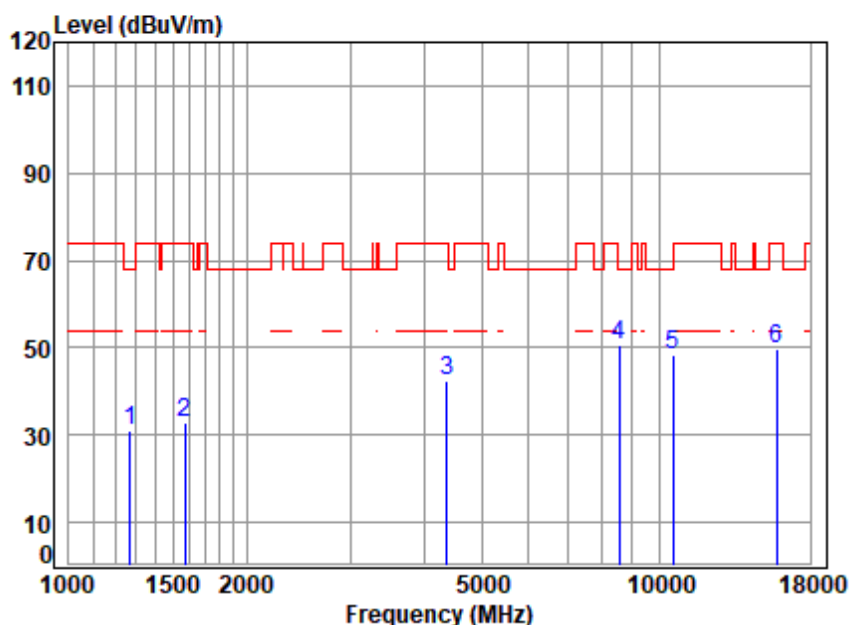


Site : chamber
Condition: 3m HORIZONTAL
Job No : 03367AT/03368AT
Mode : 5270 TX RSE
Note : 5G WIFI 11AX40

	Freq	Cable Loss	Ant Factor	Preamp Factor	Read Level	Level	Limit	Over Limit	Remark
	MHz	dB	dB/m	dB	dBuV	dBuV/m	dBuV/m	dB	
1	1242.068	3.66	24.99	38.35	40.48	30.78	68.20	-37.42	peak
2	1511.833	4.08	26.85	38.39	40.35	32.89	74.00	-41.11	peak
3	4417.841	7.07	34.59	35.78	37.65	43.53	68.20	-24.67	peak
4 q	8789.516	11.55	37.06	37.40	39.15	50.36	68.20	-17.84	peak
5	10540.000	12.78	37.30	37.63	35.45	47.90	68.20	-20.30	peak
6	15810.000	14.32	41.31	37.34	33.35	51.64	74.00	-22.36	peak



Test Mode: 27; Polarity: Vertical; Modulation:802.11ax(Full RU0); Bandwidth:40MHz; Channel:Low

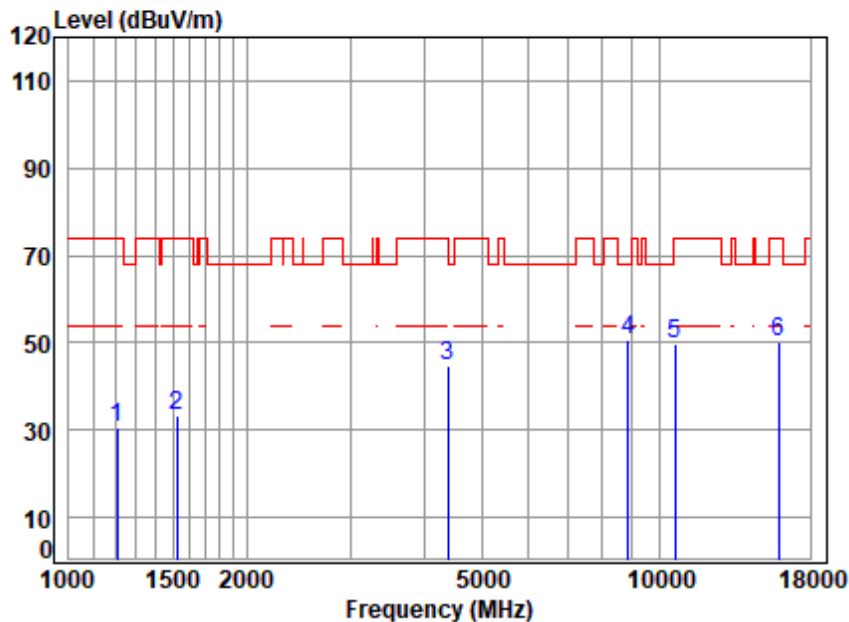


Site : chamber
Condition: 3m VERTICAL
Job No : 03367AT/03368AT
Mode : 5270 TX RSE
Note : 5G WIFI 11AX40

	Freq	Cable Loss	Ant Factor	Preamp Factor	Read Level	Level	Limit	Over Limit	Remark
	MHz	dB	dB/m	dB	dBuV	dBuV/m	dBuV/m	dB	
1	1271.123	3.71	24.97	38.35	40.79	31.12	68.20	-37.08	peak
2	1574.265	4.17	26.90	38.40	40.11	32.78	74.00	-41.22	peak
3	4367.058	7.04	34.54	35.82	36.83	42.59	74.00	-31.41	peak
4 q	8539.102	11.11	36.78	37.14	39.89	50.64	68.20	-17.56	peak
5	10540.000	12.78	37.30	37.63	36.14	48.59	68.20	-19.61	peak
6	15810.000	14.32	41.31	37.34	31.62	49.91	74.00	-24.09	peak



Test Mode: 27; Polarity: Horizontal; Modulation:802.11ax(Full RU0); Bandwidth:40MHz; Channel:High



Site : chamber
 Condition: 3m HORIZONTAL
 Job No : 03367AT/03368AT
 Mode : 5310 TX RSE
 Note : 5G WIFI 11AX40

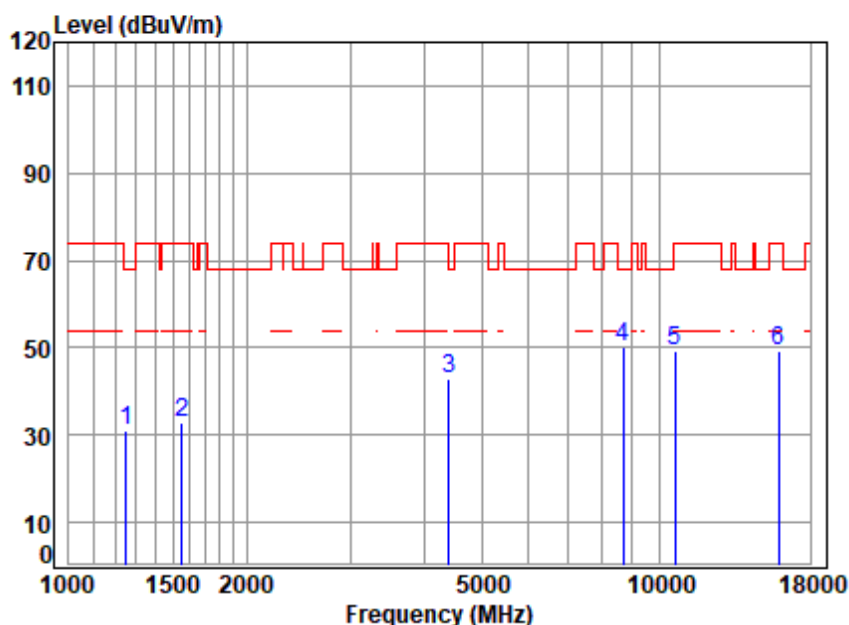
	Freq	Cable Loss	Ant Factor	Preamp Factor	Read Level	Level	Limit Line	Over Limit	Remark
	MHz	dB	dB/m	dB	dBuV	dBuV/m	dBuV/m	dB	
1	1206.682	3.59	24.49	38.34	40.74	30.48	74.00	-43.52	peak
2	1525.000	4.10	26.90	38.39	40.86	33.47	74.00	-40.53	peak
3	4392.376	7.05	34.74	35.80	38.57	44.56	74.00	-29.44	peak
4 q	8840.473	11.64	37.18	37.45	39.46	50.83	68.20	-17.37	peak
5	10620.000	12.80	37.26	37.67	37.43	49.82	74.00	-24.18	peak
6	15930.000	14.36	41.46	37.39	31.85	50.28	74.00	-23.72	peak



Unless otherwise agreed in writing, this document is issued by the Company subject to its General Conditions of Service printed overleaf, available on request or accessible at <https://www.sgs.com/en/Terms-and-Conditions>. Attention is drawn to the limitation of liability, indemnification and jurisdiction issues defined therein. Any holder of this document is advised that information contained hereon reflects the Company's findings at the time of its intervention only and within the limits of Client's instructions, if any. The Company's sole responsibility is to its Client and this document does not exonerate parties to a transaction from exercising all their rights and obligations under the transaction documents. This document cannot be reproduced except in full, without prior written approval of the Company. Any unauthorized alteration, forgery or falsification of the content or appearance of this document is unlawful and offenders may be prosecuted to the fullest extent of the law. Unless otherwise stated the results shown in this test report refer only to the sample(s) tested and such sample(s) are retained for 30 days only.

Attention: To check the authenticity of testing /inspection report & certificate, please contact us at telephone: (86-755) 8307 1443, or email: CN.Doccheck@sgs.com
 No.1 Workshop, M-10, Middle Section, Science & Technology Park, Nanshan District, Shenzhen, Guangdong, China 518057 t (86-755) 26012053 f (86-755) 26710594 www.sgs.com.cn
 中国·广东·深圳市南山区科技园中区M-10栋1号厂房 邮编: 518057 t (86-755) 26012053 f (86-755) 26710594 sgs.china@sgs.com

Test Mode: 27; Polarity: Vertical; Modulation:802.11ax(Full RU0); Bandwidth:40MHz; Channel:High

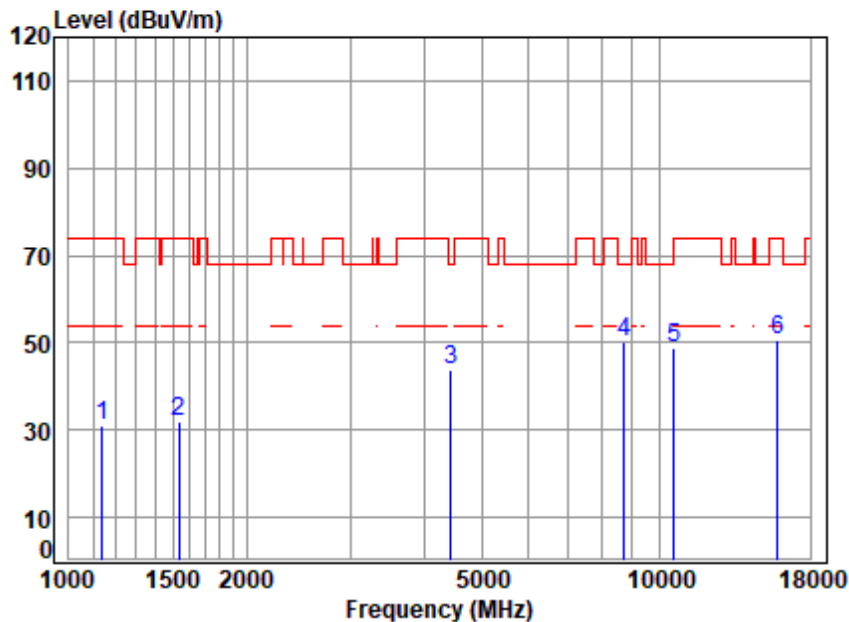


Site : chamber
Condition: 3m VERTICAL
Job No : 03367AT/03368AT
Mode : 5310 TX RSE
Note : 5G WIFI 11AX40

	Freq	Cable Loss	Ant Factor	Preamp Factor	Read Level	Level	Limit	Over Limit	Remark
	MHz	dB	dB/m	dB	dBuV	dBuV/m	dBuV/m	dB	
1	1249.269	3.67	25.09	38.35	40.51	30.92	68.20	-37.28	peak
2	1556.169	4.14	26.98	38.40	40.20	32.92	74.00	-41.08	peak
3	4405.090	7.06	34.74	35.79	36.78	42.79	68.20	-25.41	peak
4 q	8688.480	11.38	36.90	37.30	39.33	50.31	68.20	-17.89	peak
5	10620.000	12.80	37.26	37.67	36.80	49.19	74.00	-24.81	peak
6	15930.000	14.36	41.46	37.39	31.04	49.47	74.00	-24.53	peak



Test Mode: 27; Polarity: Horizontal; Modulation: 802.11ax(Full RU0); Bandwidth: 80MHz; Channel: middle

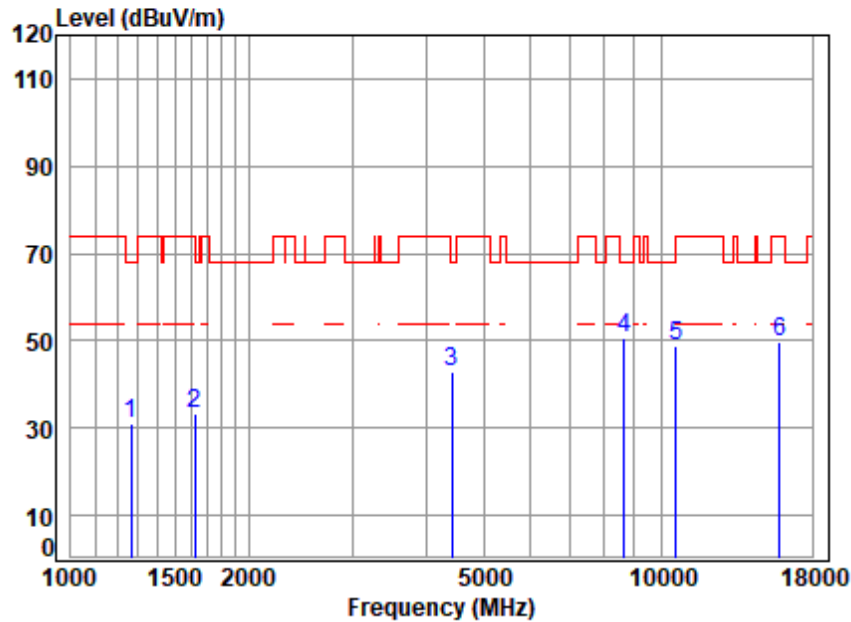


Site : chamber
 Condition: 3m HORIZONTAL
 Job No : 03367AT/03368AT
 Mode : 5290 TX RSE
 Note : 5G WIFI 11AX80

	Freq	Cable Loss	Ant Factor	Preamp Factor	Read Level	Level	Limit Line	Over Limit	Remark
	MHz	dB	dB/m	dB	dBuV	dBuV/m	dBuV/m	dB	
1	1138.904	3.47	23.86	38.33	42.12	31.12	74.00	-42.88	peak
2	1533.841	4.11	26.94	38.39	39.50	32.16	74.00	-41.84	peak
3	4430.628	7.08	34.43	35.77	38.01	43.75	68.20	-24.45	peak
4 q	8713.630	11.42	36.90	37.32	39.15	50.15	68.20	-18.05	peak
5	10580.000	12.79	37.30	37.65	36.45	48.89	68.20	-19.31	peak
6	15870.000	14.34	41.37	37.37	32.11	50.45	74.00	-23.55	peak



Test Mode: 27; Polarity: Vertical; Modulation:802.11ax(Full RU0); Bandwidth:80MHz; Channel:middle

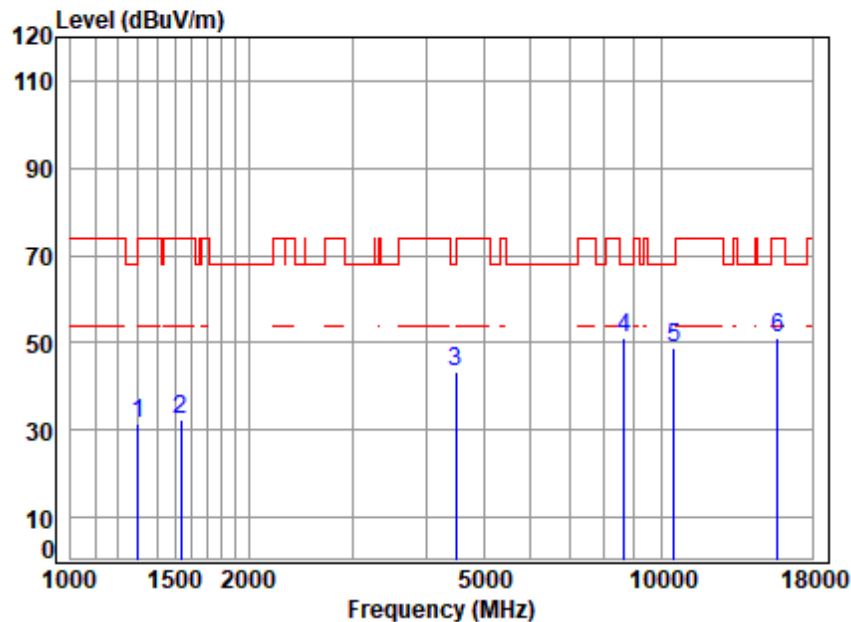


Site : chamber
Condition: 3m VERTICAL
Job No : 03367AT/03368AT
Mode : 5290 TX RSE
Note : 5G WIFI 11AX80

	Freq	Cable Loss	Ant Factor	Preamp Factor	Read Level	Level	Limit	Over Limit	Remark
	MHz	dB	dB/m	dB	dBuV	dBuV/m	dBuV/m	dB	
1	1263.796	3.69	25.02	38.35	40.79	31.15	68.20	-37.05	peak
2	1620.431	4.23	26.60	38.40	40.92	33.35	74.00	-40.65	peak
3	4417.841	7.07	34.59	35.78	37.21	43.09	68.20	-25.11	peak
4 q	8663.404	11.33	36.90	37.27	39.80	50.76	68.20	-17.44	peak
5	10580.000	12.79	37.30	37.65	36.34	48.78	68.20	-19.42	peak
6	15870.000	14.34	41.37	37.37	31.50	49.84	74.00	-24.16	peak



Test Mode: 27; Polarity: Horizontal; Modulation:802.11ax(Full RU0); Bandwidth:160MHz; Channel:middle

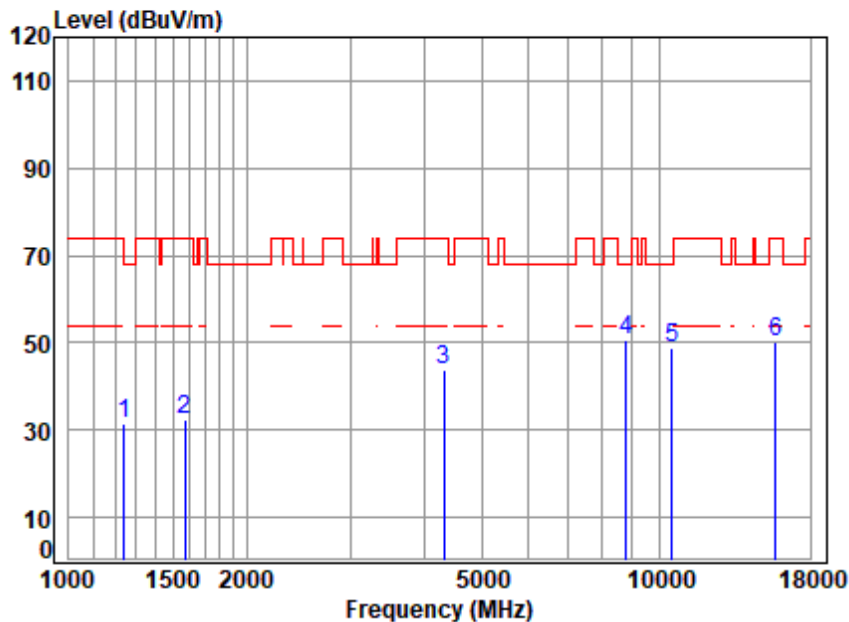


Site : chamber
Condition: 3m HORIZONTAL
Job No : 03367AT/03368AT
Mode : 5250 TX RSE
Note : 5G WIFI 11AX160

	Freq	Cable Loss	Ant Factor	Preamp Factor	Read Level	Level	Limit Line	Over Limit	Remark
	MHz	dB	dB/m	dB	dBuV	dBuV/m	dBuV/m	dB	
1	1300.858	3.76	24.79	38.36	41.09	31.28	74.00	-42.72	peak
2	1538.281	4.12	26.95	38.39	39.85	32.53	74.00	-41.47	peak
3	4482.150	7.11	33.81	35.74	38.00	43.18	68.20	-25.02	peak
4 q	8638.399	11.29	36.90	37.24	40.09	51.04	68.20	-17.16	peak
5	10500.000	12.77	37.30	37.61	36.35	48.81	68.20	-19.39	peak
6	15750.000	14.30	41.25	37.32	32.69	50.92	74.00	-23.08	peak



Test Mode: 27; Polarity: Vertical; Modulation:802.11ax(Full RU0); Bandwidth:160MHz; Channel:middle

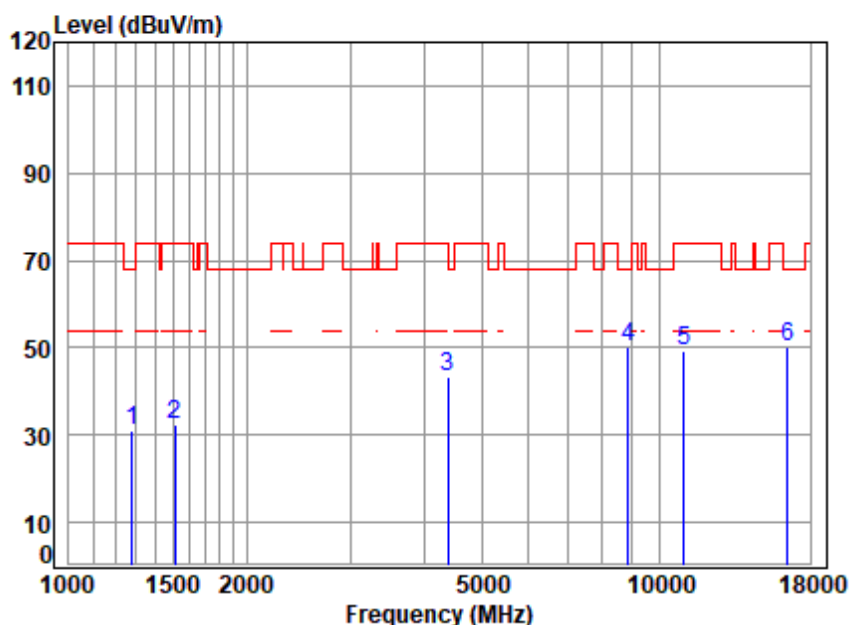


Site : chamber
Condition: 3m VERTICAL
Job No : 03367AT/03368AT
Mode : 5250 TX RSE
Note : 5G WIFI 11AX160

	Freq	Cable Loss	Ant Factor	Preamp Factor	Read Level	Level	Limit	Over Limit	Remark
	MHz	dB	dB/m	dB	dBuV	dBuV/m	dBuV/m	dB	
1	1242.068	3.66	24.99	38.35	40.98	31.28	68.20	-36.92	peak
2	1574.265	4.17	26.90	38.40	39.93	32.60	74.00	-41.40	peak
3	4316.859	7.00	34.13	35.86	38.31	43.58	74.00	-30.42	peak
4 q	8789.516	11.55	37.06	37.40	39.27	50.48	68.20	-17.72	peak
5	10500.000	12.77	37.30	37.61	36.21	48.67	68.20	-19.53	peak
6	15750.000	14.30	41.25	37.32	31.88	50.11	74.00	-23.89	peak



Test Mode: 28; Polarity: Horizontal; Modulation:802.11ax(Full RU0); Bandwidth:20MHz; Channel:Low

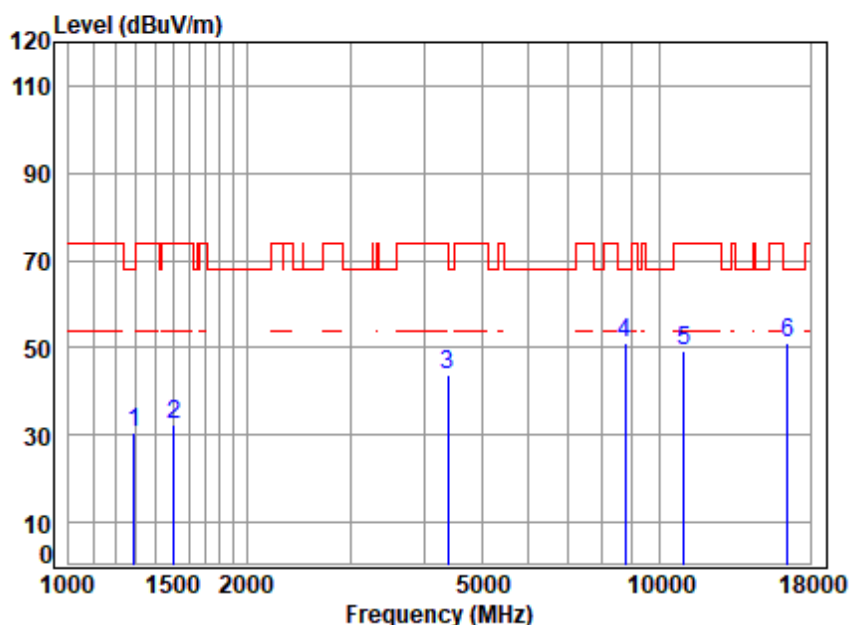


Site : chamber
Condition: 3m HORIZONTAL
Job No : 03367AT/03368AT
Mode : 5500 TX RSE
Note : 5G WIFI 11AX20

	Freq	Cable Loss	Ant Factor	Preamp Factor	Read Level	Level	Limit	Over Limit	Remark
	MHz	dB	dB/m	dB	dBuV	dBuV/m	dBuV/m	dB	
1	1278.492	3.72	24.93	38.35	40.77	31.07	68.20	-37.13	peak
2	1511.833	4.08	26.85	38.39	39.68	32.22	74.00	-41.78	peak
3	4379.699	7.04	34.64	35.81	37.49	43.36	74.00	-30.64	peak
4 q	8840.473	11.64	37.18	37.45	39.02	50.39	68.20	-17.81	peak
5	11000.000	12.90	37.50	37.84	36.70	49.26	74.00	-24.74	peak
6	16500.000	14.47	42.10	37.47	31.23	50.33	68.20	-17.87	peak



Test Mode: 28; Polarity: Vertical; Modulation:802.11ax(Full RU0); Bandwidth:20MHz; Channel:Low

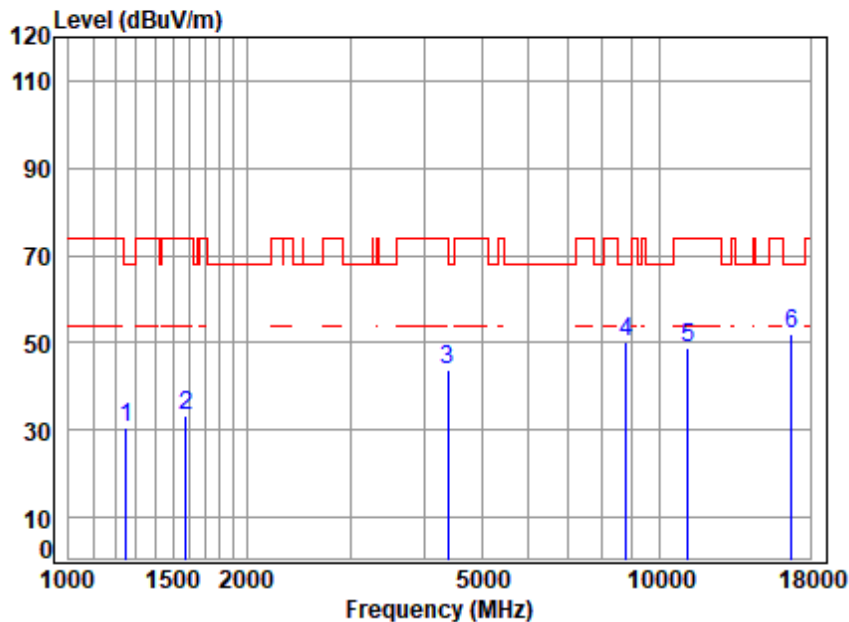


Site : chamber
Condition: 3m VERTICAL
Job No : 03367AT/03368AT
Mode : 5500 TX RSE
Note : 5G WIFI 11AX20

	Freq	Cable Loss	Ant Factor	Preamp Factor	Read Level	Level	Limit Line	Over Limit	Remark
	MHz	dB	dB/m	dB	dBuV	dBuV/m	dBuV/m	dB	
1	1289.627	3.74	24.86	38.36	40.50	30.74	68.20	-37.46	peak
2	1507.470	4.07	26.83	38.39	39.84	32.35	74.00	-41.65	peak
3	4379.699	7.04	34.64	35.81	37.90	43.77	74.00	-30.23	peak
4 q	8764.146	11.51	36.96	37.37	39.85	50.95	68.20	-17.25	peak
5	11000.000	12.90	37.50	37.84	36.74	49.30	74.00	-24.70	peak
6	16500.000	14.47	42.10	37.47	31.83	50.93	68.20	-17.27	peak



Test Mode: 28; Polarity: Horizontal; Modulation:802.11ax(Full RU0); Bandwidth:20MHz; Channel:middle

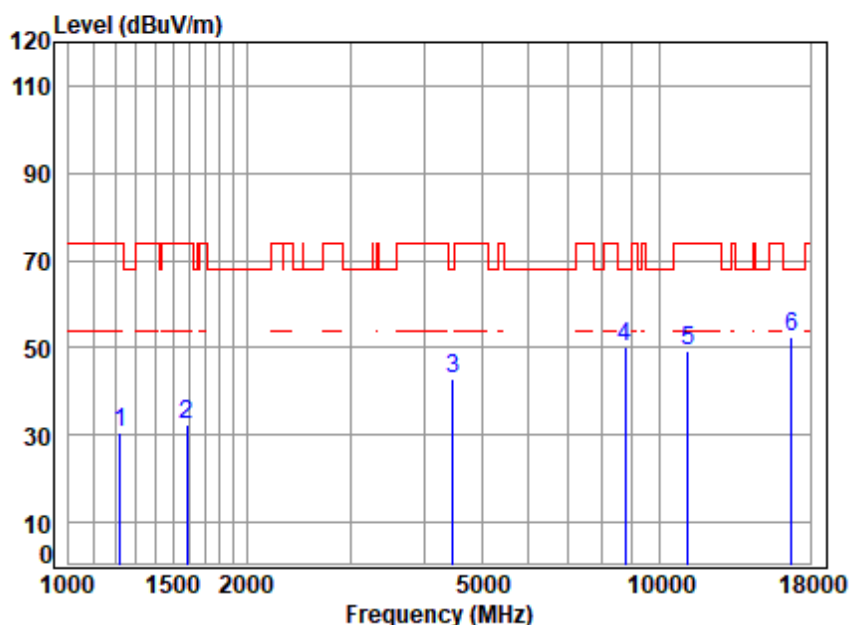


Site : chamber
 Condition: 3m HORIZONTAL
 Job No : 03367AT/03368AT
 Mode : 5580 TX RSE
 Note : 5G WIFI 11AX20

	Freq	Cable Loss	Ant Factor	Preamp Factor	Read Level	Level	Limit Line	Over Limit	Remark
	MHz	dB	dB/m	dB	dBuV	dBuV/m	dBuV/m	dB	
1	1252.885	3.67	25.08	38.35	40.20	30.60	68.20	-37.60	peak
2	1578.822	4.17	26.88	38.40	40.45	33.10	74.00	-40.90	peak
3	4392.376	7.05	34.74	35.80	37.75	43.74	74.00	-30.26	peak
4	8789.516	11.55	37.06	37.40	38.99	50.20	68.20	-18.00	peak
5	11160.000	12.93	37.62	37.79	36.14	48.90	74.00	-25.10	peak
6	16740.000	14.51	42.78	37.49	32.26	52.06	68.20	-16.14	peak



Test Mode: 28; Polarity: Vertical; Modulation:802.11ax(Full RU0); Bandwidth:20MHz; Channel:middle

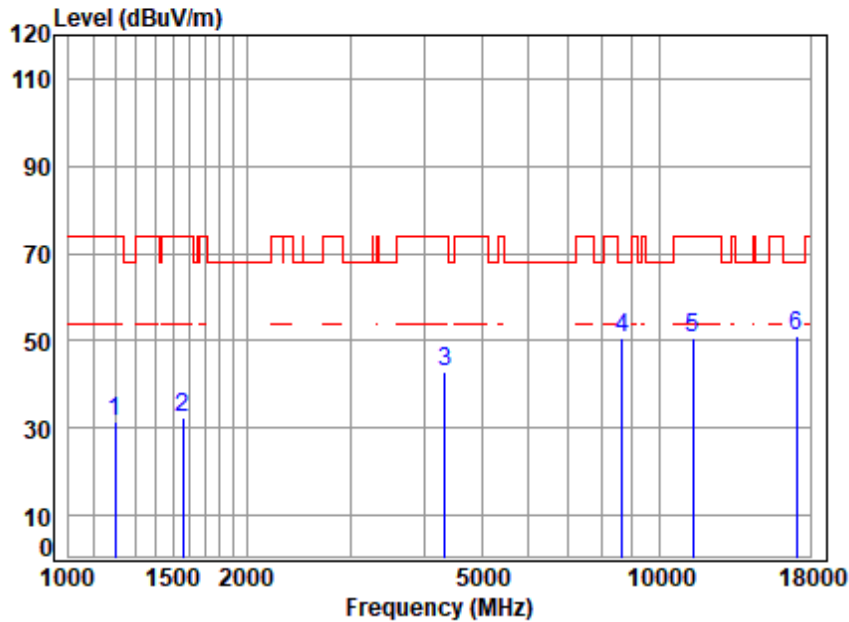


Site : chamber
 Condition: 3m VERTICAL
 Job No : 03367AT/03368AT
 Mode : 5580 TX RSE
 Note : 5G WIFI 11AX20

	Freq	Cable Loss	Ant Factor	Preamp Factor	Read Level	Level	Limit Line	Over Limit	Remark
	MHz	dB	dB/m	dB	dBuV	dBuV/m	dBuV/m	dB	
1	1220.714	3.62	24.69	38.34	40.81	30.78	74.00	-43.22	peak
2	1587.975	4.18	26.85	38.40	39.78	32.41	74.00	-41.59	peak
3	4469.214	7.10	33.97	35.75	37.68	43.00	68.20	-25.20	peak
4	8764.146	11.51	36.96	37.37	39.29	50.39	68.20	-17.81	peak
5	11160.000	12.93	37.62	37.79	36.67	49.43	74.00	-24.57	peak
6	16740.000	14.51	42.78	37.49	32.81	52.61	68.20	-15.59	peak



Test Mode: 28; Polarity: Horizontal; Modulation:802.11ax(Full RU0); Bandwidth:20MHz; Channel:High

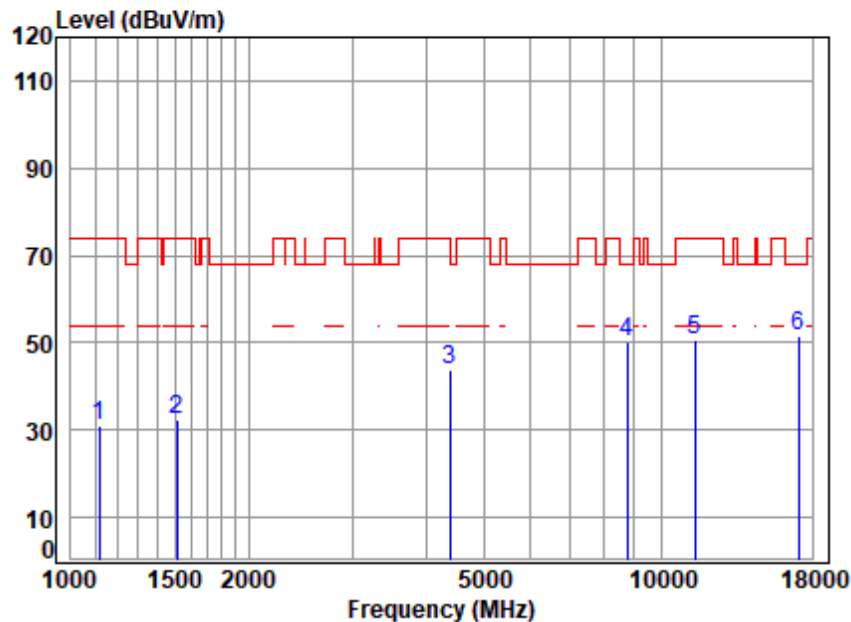


Site : chamber
 Condition: 3m HORIZONTAL
 Job No : 03367AT/03368AT
 Mode : 5700 TX RSE
 Note : 5G WIFI 11AX20

	Freq	Cable Loss	Ant Factor	Preamp Factor	Read Level	Level	Limit Line	Over Limit	Remark
	MHz	dB	dB/m	dB	dBuV	dBuV/m	dBuV/m	dB	
1	1199.726	3.58	24.40	38.34	41.69	31.33	74.00	-42.67	peak
2	1560.673	4.15	26.96	38.40	39.90	32.61	74.00	-41.39	peak
3	4341.886	7.02	34.34	35.84	37.60	43.12	74.00	-30.88	peak
4	8638.399	11.29	36.90	37.24	39.63	50.58	68.20	-17.62	peak
5	11400.000	12.98	37.70	37.72	37.72	50.68	74.00	-23.32	peak
6	17100.000	14.62	43.10	37.53	31.00	51.19	68.20	-17.01	peak



Test Mode: 28; Polarity: Vertical; Modulation:802.11ax(Full RU0); Bandwidth:20MHz; Channel:High

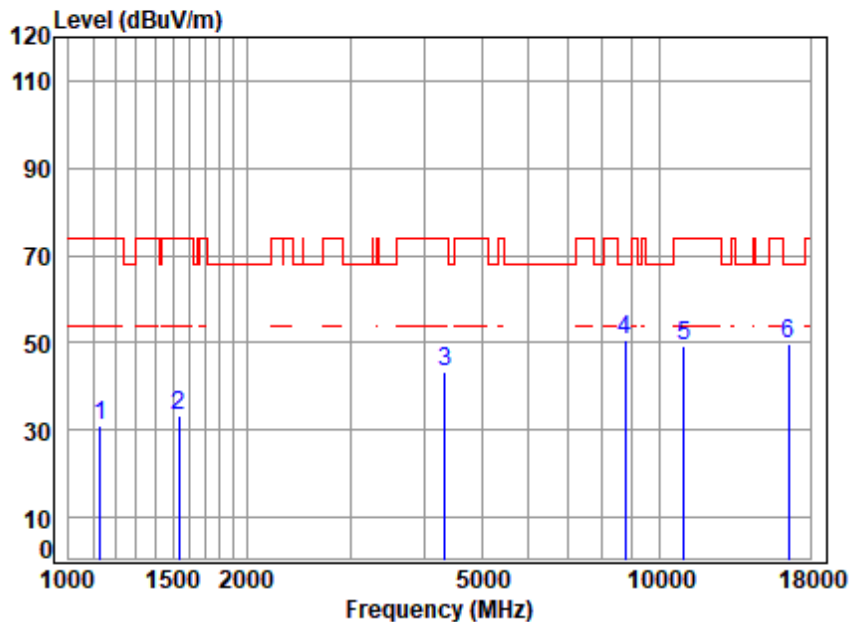


Site : chamber
Condition: 3m VERTICAL
Job No : 03367AT/03368AT
Mode : 5700 TX RSE
Note : 5G WIFI 11AX20

		Cable	Ant	Preamp	Read		Limit	Over	
	Freq	Loss	Factor	Factor	Level	Level	Line	Limit	Remark
	MHz	dB	dB/m	dB	dBuV	dBuV/m	dBuV/m	dB	
1	1119.323	3.43	23.78	38.32	42.34	31.23	74.00	-42.77	peak
2	1511.833	4.08	26.85	38.39	39.95	32.49	74.00	-41.51	peak
3	4392.376	7.05	34.74	35.80	37.90	43.89	74.00	-30.11	peak
4	8764.146	11.51	36.96	37.37	39.24	50.34	68.20	-17.86	peak
5	11400.000	12.98	37.70	37.72	37.91	50.87	74.00	-23.13	peak
6	q17100.000	14.62	43.10	37.53	31.49	51.68	68.20	-16.52	peak



Test Mode: 28; Polarity: Horizontal; Modulation:802.11ax(Full RU0); Bandwidth:40MHz; Channel:Low

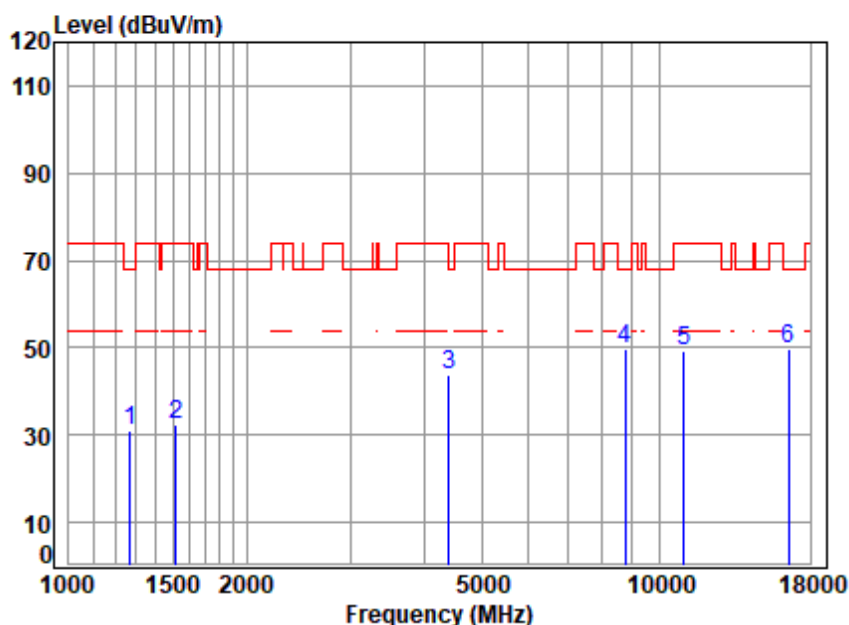


Site : chamber
Condition: 3m HORIZONTAL
Job No : 03367AT/03368AT
Mode : 5510 TX RSE
Note : 5G WIFI 11AX40

	Freq	Cable Loss	Ant Factor	Preamp Factor	Read Level	Level	Limit Line	Over Limit	Remark
	MHz	dB	dB/m	dB	dBuV	dBuV/m	dBuV/m	dB	
1	1129.072	3.45	23.82	38.33	41.91	30.85	74.00	-43.15	peak
2	1533.841	4.11	26.94	38.39	40.54	33.20	74.00	-40.80	peak
3	4341.886	7.02	34.34	35.84	37.70	43.22	74.00	-30.78	peak
4 q	8738.852	11.47	36.90	37.35	39.46	50.48	68.20	-17.72	peak
5	11020.000	12.90	37.50	37.83	36.82	49.39	74.00	-24.61	peak
6	16530.000	14.48	42.16	37.47	30.71	49.88	68.20	-18.32	peak



Test Mode: 28; Polarity: Vertical; Modulation:802.11ax(Full RU0); Bandwidth:40MHz; Channel:Low

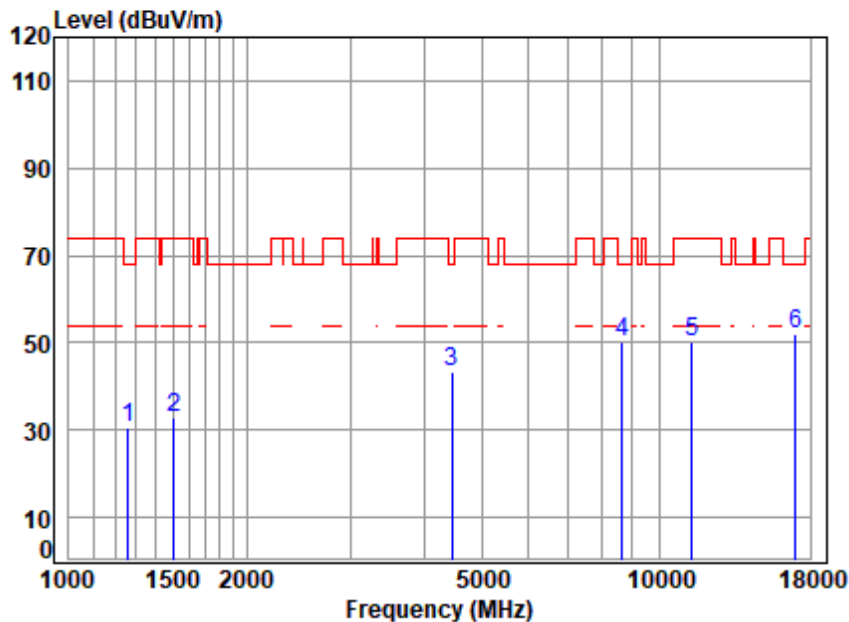


Site : chamber
Condition: 3m VERTICAL
Job No : 03367AT/03368AT
Mode : 5510 TX RSE
Note : 5G WIFI 11AX40

		Cable	Ant	Preamp	Read		Limit	Over	
	Freq	Loss	Factor	Factor	Level	Level	Line	Limit	Remark
	MHz	dB	dB/m	dB	dBuV	dBuV/m	dBuV/m	dB	
1	1271.123	3.71	24.97	38.35	40.61	30.94	68.20	-37.26	peak
2	1520.598	4.09	26.88	38.39	39.65	32.23	74.00	-41.77	peak
3	4405.090	7.06	34.74	35.79	37.78	43.79	68.20	-24.41	peak
4 q	8764.146	11.51	36.96	37.37	38.85	49.95	68.20	-18.25	peak
5	11020.000	12.90	37.50	37.83	36.55	49.12	74.00	-24.88	peak
6	16530.000	14.48	42.16	37.47	30.50	49.67	68.20	-18.53	peak



Test Mode: 28; Polarity: Horizontal; Modulation:802.11ax(Full RU0); Bandwidth:40MHz; Channel:High

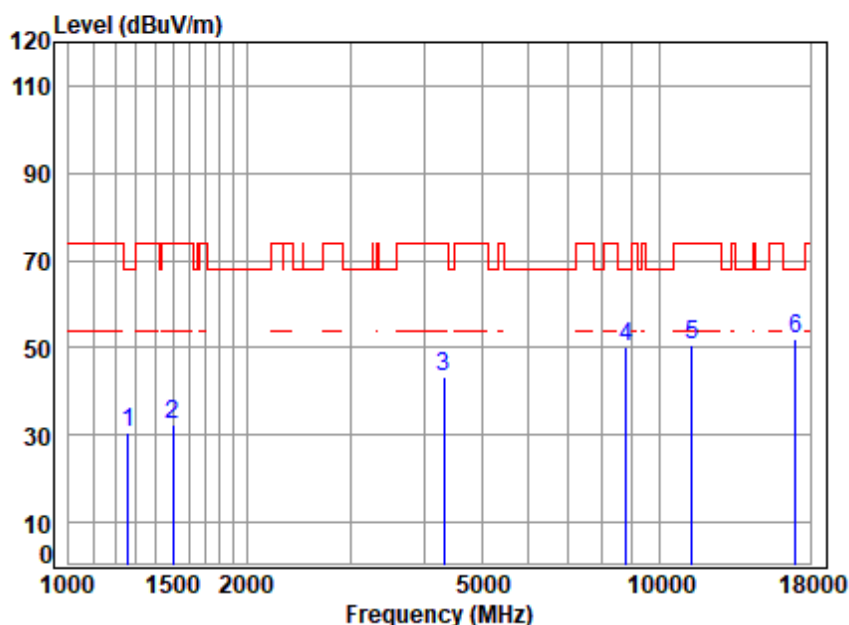


Site : chamber
 Condition: 3m HORIZONTAL
 Job No : 03367AT/03368AT
 Mode : 5670 TX RSE
 Note : 5G WIFI 11AX40

	Freq	Cable Loss	Ant Factor	Preamp Factor	Read Level	Level	Limit Line	Over Limit	Remark
	MHz	dB	dB/m	dB	dBuV	dBuV/m	dBuV/m	dB	
1	1260.149	3.69	25.04	38.35	40.36	30.74	68.20	-37.46	peak
2	1507.470	4.07	26.83	38.39	40.23	32.74	74.00	-41.26	peak
3	4456.315	7.09	34.12	35.76	38.02	43.47	68.20	-24.73	peak
4	8638.399	11.29	36.90	37.24	39.38	50.33	68.20	-17.87	peak
5	11340.000	12.97	37.76	37.74	37.26	50.25	74.00	-23.75	peak
6	17010.000	14.57	43.10	37.51	31.64	51.80	68.20	-16.40	peak



Test Mode: 28; Polarity: Vertical; Modulation:802.11ax(Full RU0); Bandwidth:40MHz; Channel:High

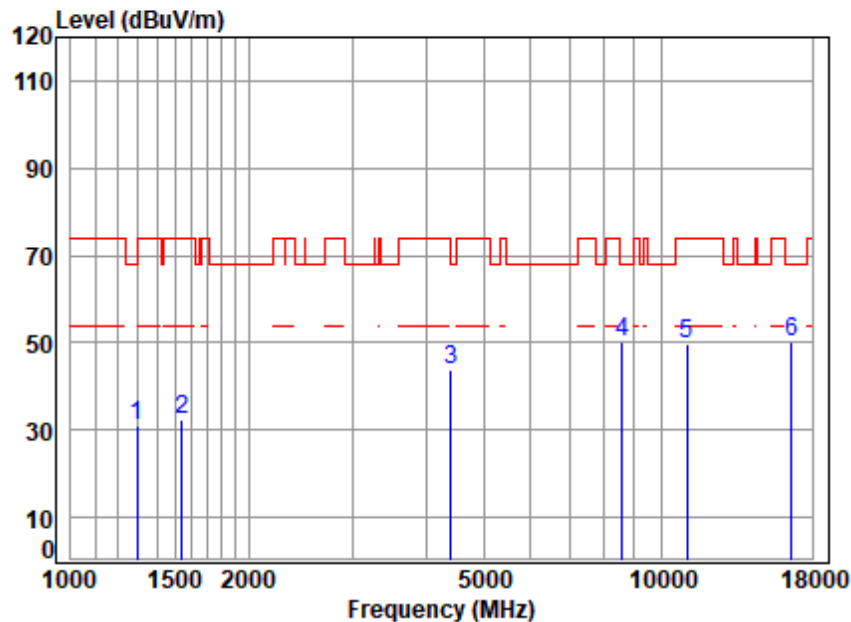


Site : chamber
Condition: 3m VERTICAL
Job No : 03367AT/03368AT
Mode : 5670 TX RSE
Note : 5G WIFI 11AX40

		Cable	Ant	Preamp	Read		Limit	Over	
	Freq	Loss	Factor	Factor	Level	Level	Line	Limit	Remark
	MHz	dB	dB/m	dB	dBuV	dBuV/m	dBuV/m	dB	
1	1260.149	3.69	25.04	38.35	40.36	30.74	68.20	-37.46	peak
2	1503.119	4.07	26.81	38.39	40.01	32.50	74.00	-41.50	peak
3	4316.859	7.00	34.13	35.86	37.89	43.16	74.00	-30.84	peak
4	8789.516	11.55	37.06	37.40	38.85	50.06	68.20	-18.14	peak
5	11340.000	12.97	37.76	37.74	37.74	50.73	74.00	-23.27	peak
6	q17010.000	14.57	43.10	37.51	31.68	51.84	68.20	-16.36	peak



Test Mode: 28; Polarity: Horizontal; Modulation:802.11ax(Full RU0); Bandwidth:80MHz; Channel:Low

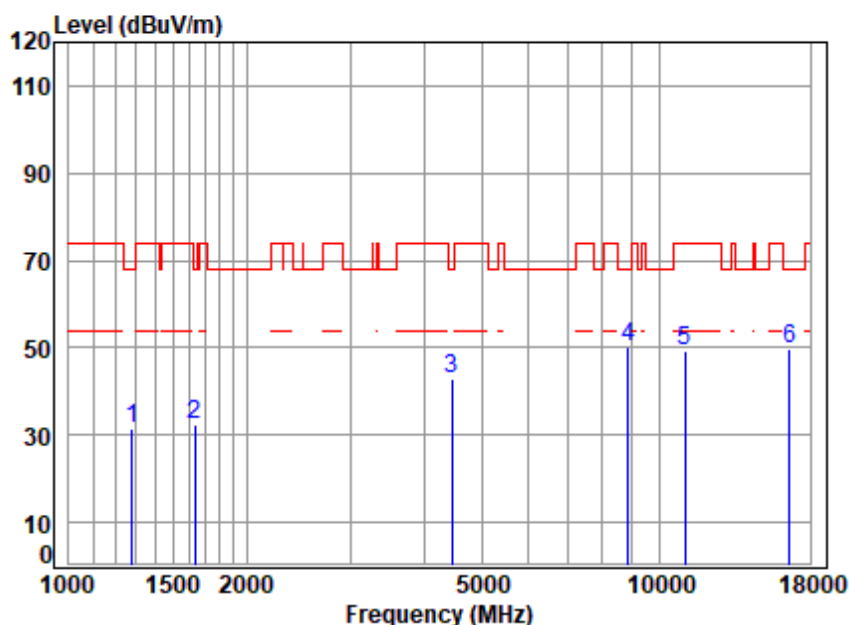


Site : chamber
Condition: 3m HORIZONTAL
Job No : 03367AT/03368AT
Mode : 5530 TX RSE
Note : 5G WIFI 11AX80

	Freq	Cable Loss	Ant Factor	Preamp Factor	Read Level	Level	Limit	Over	Remark
	MHz	dB	dB/m	dB	dBuV	dBuV/m	dBuV/m	dB	
1	1293.359	3.74	24.84	38.36	40.69	30.91	68.20	-37.29	peak
2	1542.733	4.12	26.97	38.39	39.62	32.32	74.00	-41.68	peak
3	4405.090	7.06	34.74	35.79	37.84	43.85	68.20	-24.35	peak
4	8588.607	11.20	36.88	37.19	39.14	50.03	68.20	-18.17	peak
5	11060.000	12.91	37.50	37.82	36.95	49.54	74.00	-24.46	peak
6	16590.000	14.49	42.28	37.47	31.06	50.36	68.20	-17.84	peak



Test Mode: 28; Polarity: Vertical; Modulation:802.11ax(Full RU0); Bandwidth:80MHz; Channel:Low



Site : chamber
Condition: 3m VERTICAL
Job No : 03367AT/03368AT
Mode : 5530 TX RSE
Note : 5G WIFI 11AX80

	Freq	Cable Loss	Ant Factor	Preamp Factor	Read Level	Level	Limit Line	Over Limit	Remark
	MHz	dB	dB/m	dB	dBuV	dBuV/m	dBuV/m	dB	
1	1278.492	3.72	24.93	38.35	40.98	31.28	68.20	-36.92	peak
2	1634.543	4.25	26.45	38.41	40.24	32.53	68.20	-35.67	peak
3	4456.315	7.09	34.12	35.76	37.51	42.96	68.20	-25.24	peak
4 q	8840.473	11.64	37.18	37.45	38.77	50.14	68.20	-18.06	peak
5	11060.000	12.91	37.50	37.82	36.66	49.25	74.00	-24.75	peak
6	16590.000	14.49	42.28	37.47	30.22	49.52	68.20	-18.68	peak



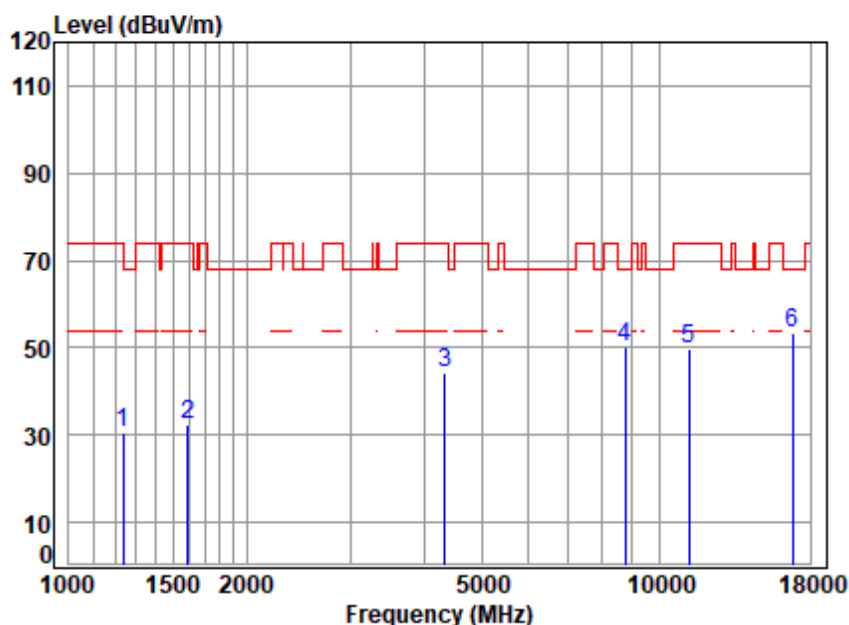
SGS-CSTC Standards Technical Services Co., Ltd. Shenzhen Branch

SZEMC-TRF-01 Rev. A/1

Report No.: SZCR231000336706

Page: 193 of 301

Test Mode: 28; Polarity: Horizontal; Modulation:802.11ax(Full RU0); Bandwidth:80MHz; Channel:High



Site : chamber
Condition: 3m HORIZONTAL
Job No : 03367AT/03368AT
Mode : 5610 TX RSE
Note : 5G WIFI 11AX80

	Freq	Cable Loss	Ant Factor	Preamp Factor	Read Level	Level	Limit Line	Over Limit	Remark
	MHz	dB	dB/m	dB	dBuV	dBuV/m	dBuV/m	dB	
1	1234.909	3.64	24.89	38.35	40.34	30.52	74.00	-43.48	peak
2	1592.571	4.19	26.83	38.40	39.94	32.56	74.00	-41.44	peak
3	4329.354	7.01	34.23	35.85	38.94	44.33	74.00	-29.67	peak
4	8738.852	11.47	36.90	37.35	39.36	50.38	68.20	-17.82	peak
5	11220.000	12.94	37.72	37.77	36.64	49.53	74.00	-24.47	peak
6	16830.000	14.53	42.99	37.50	33.17	53.19	68.20	-15.01	peak

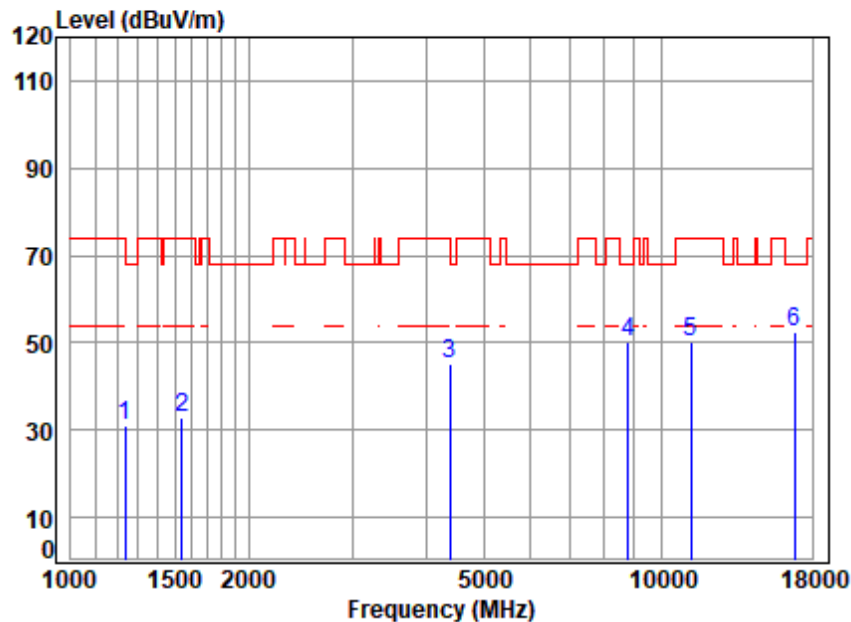


SGS-CSTC Standards Technical Services Co., Ltd.
Shenzhen Branch (SZEMC) Laboratory

Unless otherwise agreed in writing, this document is issued by the Company subject to its General Conditions of Service printed overleaf, available on request or accessible at <https://www.sgs.com/en/Terms-and-Conditions>. Attention is drawn to the limitation of liability, indemnification and jurisdiction issues defined therein. Any holder of this document is advised that information contained hereon reflects the Company's findings at the time of its intervention only and within the limits of Client's instructions, if any. The Company's sole responsibility is to its Client and this document does not exonerate parties to a transaction from exercising all their rights and obligations under the transaction documents. This document cannot be reproduced except in full, without prior written approval of the Company. Any unauthorized alteration, forgery or falsification of the content or appearance of this document is unlawful and offenders may be prosecuted to the fullest extent of the law. Unless otherwise stated the results shown in this test report refer only to the sample(s) tested and such sample(s) are retained for 30 days only.

Attention: To check the authenticity of testing / inspection report & certificate, please contact us at telephone: (86-755) 8307 1443, or email: CN.Doccheck@sgs.com
No.1 Workshop, M-10, Middle Section, Science & Technology Park, Nanshan District, Shenzhen, Guangdong, China 518057 t (86-755) 26012053 f (86-755) 26710594 www.sgs.com.cn
中国·广东·深圳市南山区科技园中区M-10栋1号厂房 邮编: 518057 t (86-755) 26012053 f (86-755) 26710594 sgs.china@sgs.com

Test Mode: 28; Polarity: Vertical; Modulation:802.11ax(Full RU0); Bandwidth:80MHz; Channel:High



Site : chamber
Condition: 3m VERTICAL
Job No : 03367AT/03368AT
Mode : 5610 TX RSE
Note : 5G WIFI 11AX80

		Cable	Ant	Preamp	Read		Limit	Over	
	Freq	Loss	Factor	Factor	Level	Level	Line	Limit	Remark
	MHz	dB	dB/m	dB	dBuV	dBuV/m	dBuV/m	dB	
1	1234.909	3.64	24.89	38.35	40.82	31.00	74.00	-43.00	peak
2	1542.733	4.12	26.97	38.39	40.19	32.89	74.00	-41.11	peak
3	4392.376	7.05	34.74	35.80	38.97	44.96	74.00	-29.04	peak
4	8789.516	11.55	37.06	37.40	38.92	50.13	68.20	-18.07	peak
5	11220.000	12.94	37.72	37.77	37.22	50.11	74.00	-23.89	peak
6	q16830.000	14.53	42.99	37.50	32.49	52.51	68.20	-15.69	peak



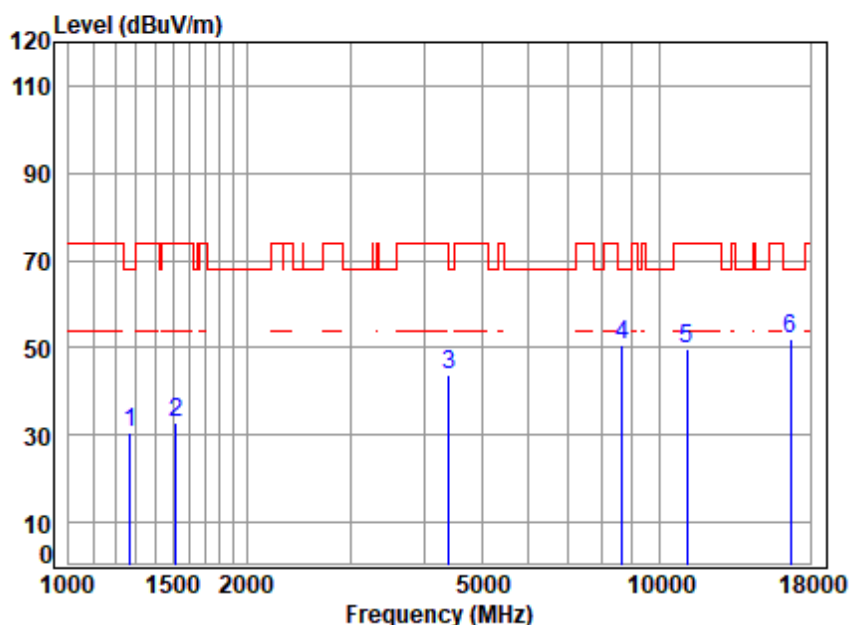
SGS-CSTC Standards Technical Services Co., Ltd. Shenzhen Branch

SZEMC-TRF-01 Rev. A/1

Report No.: SZCR231000336706

Page: 195 of 301

Test Mode: 28; Polarity: Horizontal; Modulation:802.11ax(Full RU0); Bandwidth:160MHz; Channel:middle



Site : chamber
 Condition: 3m HORIZONTAL
 Job No : 03367AT/03368AT
 Mode : 5570 TX RSE
 Note : 5G WIFI 11AX160

	Freq	Cable Loss	Ant Factor	Preamp Factor	Read Level	Level	Limit Line	Over Limit	Remark
	MHz	dB	dB/m	dB	dBuV	dBuV/m	dBuV/m	dB	
1	1271.123	3.71	24.97	38.35	40.45	30.78	68.20	-37.42	peak
2	1516.210	4.08	26.86	38.39	40.48	33.03	74.00	-40.97	peak
3	4405.090	7.06	34.74	35.79	37.63	43.64	68.20	-24.56	peak
4	8663.404	11.33	36.90	37.27	39.47	50.43	68.20	-17.77	peak
5	11140.000	12.93	37.58	37.80	37.12	49.83	74.00	-24.17	peak
6	16710.000	14.51	42.72	37.48	32.06	51.81	68.20	-16.39	peak

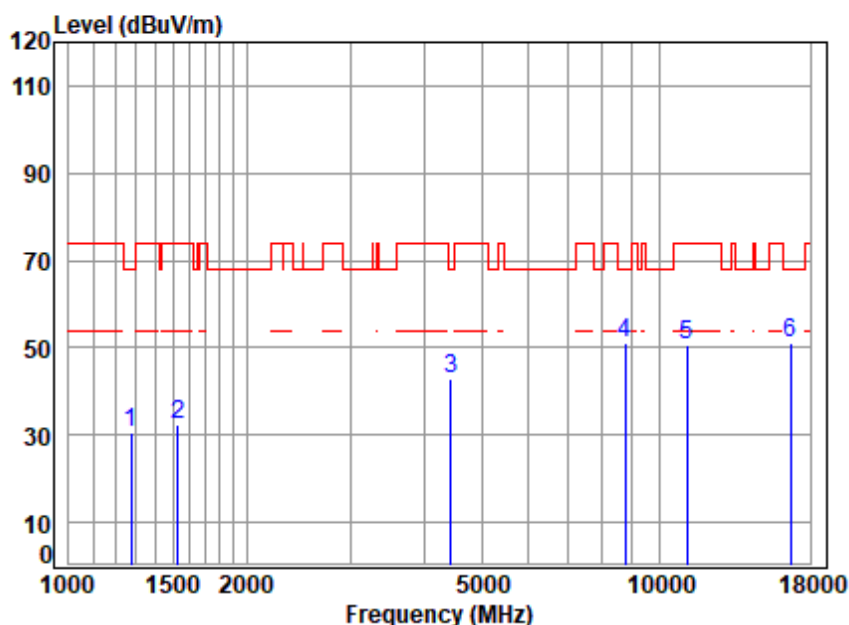


SGS-CSTC Standards Technical Services Co., Ltd.
 Shenzhen Branch (SZEMC) Laboratory

Unless otherwise agreed in writing, this document is issued by the Company subject to its General Conditions of Service printed overleaf, available on request or accessible at <https://www.sgs.com/en/Terms-and-Conditions>. Attention is drawn to the limitation of liability, indemnification and jurisdiction issues defined therein. Any holder of this document is advised that information contained hereon reflects the Company's findings at the time of its intervention only and within the limits of Client's instructions, if any. The Company's sole responsibility is to its Client and this document does not exonerate parties to a transaction from exercising all their rights and obligations under the transaction documents. This document cannot be reproduced except in full, without prior written approval of the Company. Any unauthorized alteration, forgery or falsification of the content or appearance of this document is unlawful and offenders may be prosecuted to the fullest extent of the law. Unless otherwise stated the results shown in this test report refer only to the sample(s) tested and such sample(s) are retained for 30 days only.

Attention: To check the authenticity of testing / inspection report & certificate, please contact us at telephone: (86-755) 8307 1443, or email: CN.Doccheck@sgs.com
 No.1 Workshop, M-10, Middle Section, Science & Technology Park, Nanshan District, Shenzhen, Guangdong, China 518057 t (86-755) 26012053 f (86-755) 26710594 www.sgs.com.cn
 中国·广东·深圳市南山区科技园中区M-10栋1号厂房 邮编: 518057 t (86-755) 26012053 f (86-755) 26710594 sgs.china@sgs.com

Test Mode: 28; Polarity: Vertical; Modulation:802.11ax(Full RU0); Bandwidth:160MHz; Channel:middle



Site : chamber
Condition: 3m VERTICAL
Job No : 03367AT/03368AT
Mode : 5570 TX RSE
Note : 5G WIFI 11AX160

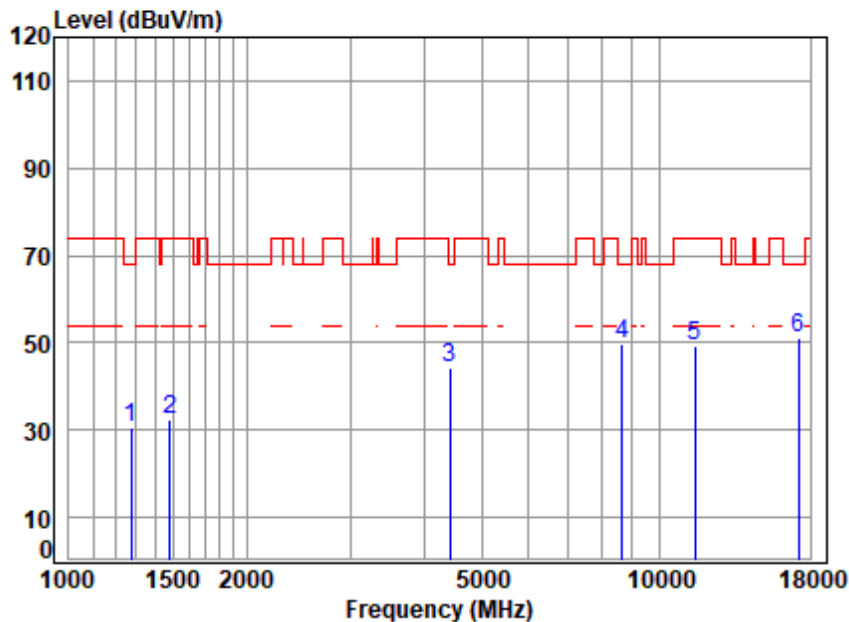
	Freq	Cable Loss	Ant Factor	Preamp Factor	Read Level	Level	Limit Line	Over Limit	Remark
	MHz	dB	dB/m	dB	dBuV	dBuV/m	dBuV/m	dB	
1	1274.802	3.71	24.95	38.35	40.28	30.59	68.20	-37.61	peak
2	1529.414	4.10	26.92	38.39	39.54	32.17	74.00	-41.83	peak
3	4443.453	7.09	34.28	35.77	37.51	43.11	68.20	-25.09	peak
4	8738.852	11.47	36.90	37.35	39.86	50.88	68.20	-17.32	peak
5	11140.000	12.93	37.58	37.80	37.73	50.44	74.00	-23.56	peak
6	16710.000	14.51	42.72	37.48	31.30	51.05	68.20	-17.15	peak



Unless otherwise agreed in writing, this document is issued by the Company subject to its General Conditions of Service printed overleaf, available on request or accessible at <https://www.sgs.com/en/Terms-and-Conditions>. Attention is drawn to the limitation of liability, indemnification and jurisdiction issues defined therein. Any holder of this document is advised that information contained hereon reflects the Company's findings at the time of its intervention only and within the limits of Client's instructions, if any. The Company's sole responsibility is to its Client and this document does not exonerate parties to a transaction from exercising all their rights and obligations under the transaction documents. This document cannot be reproduced except in full, without prior written approval of the Company. Any unauthorized alteration, forgery or falsification of the content or appearance of this document is unlawful and offenders may be prosecuted to the fullest extent of the law. Unless otherwise stated the results shown in this test report refer only to the sample(s) tested and such sample(s) are retained for 30 days only.

Attention: To check the authenticity of testing / inspection report & certificate, please contact us at telephone: (86-755) 8307 1443, or email: CN.Doccheck@sgs.com
No.1 Workshop, M-10, Middle Section, Science & Technology Park, Nanshan District, Shenzhen, Guangdong, China 518057 t (86-755) 26012053 f (86-755) 26710594 www.sgs.com.cn
中国·广东·深圳市南山区科技园中区M-10栋1号厂房 邮编: 518057 t (86-755) 26012053 f (86-755) 26710594 sgs.china@sgs.com

Test Mode: 29; Polarity: Horizontal; Modulation:802.11ax(Full RU0); Bandwidth:20MHz; Channel:Low

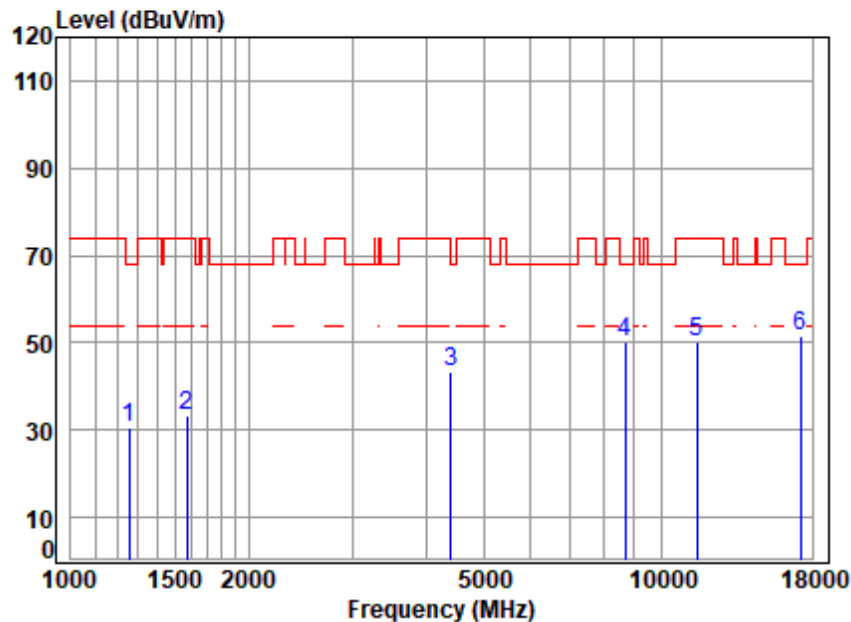


Site : chamber
Condition: 3m HORIZONTAL
Job No : 03367AT/03368AT
Mode : 5745 TX RSE
Note : 5G WIFI 11AX20

		Cable	Ant	Preamp	Read		Limit	Over	
	Freq	Loss	Factor	Factor	Level	Level	Line	Limit	Remark
	MHz	dB	dB/m	dB	dBuV	dBuV/m	dBuV/m	dB	
1	1274.802	3.71	24.95	38.35	40.24	30.55	68.20	-37.65	peak
2	1481.553	4.03	26.28	38.39	40.40	32.32	74.00	-41.68	peak
3	4417.841	7.07	34.59	35.78	38.43	44.31	68.20	-23.89	peak
4	8638.399	11.29	36.90	37.24	38.89	49.84	68.20	-18.36	peak
5	11490.000	13.00	37.79	37.69	36.17	49.27	74.00	-24.73	peak
6	q17235.000	14.70	43.03	37.55	31.08	51.26	68.20	-16.94	peak



Test Mode: 29; Polarity: Vertical; Modulation:802.11ax(Full RU0); Bandwidth:20MHz; Channel:Low

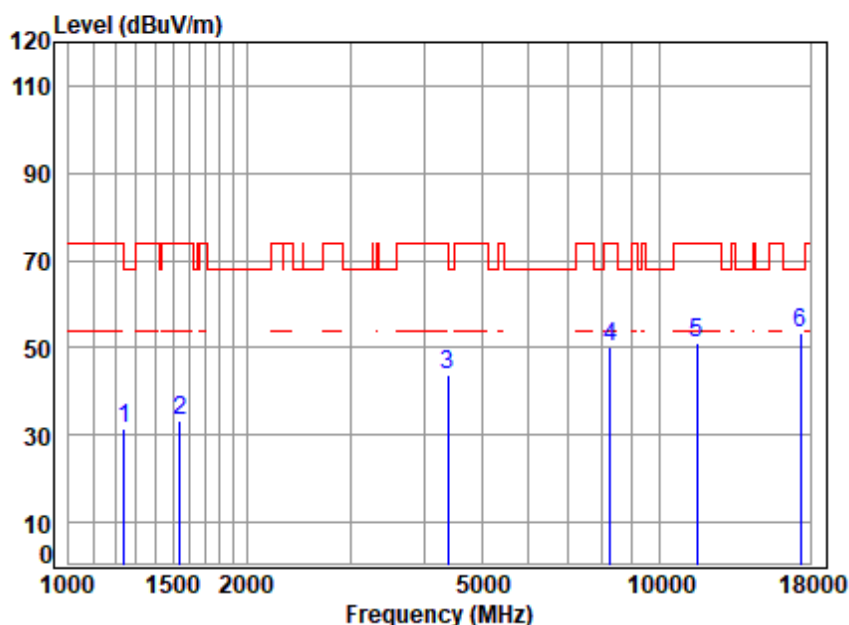


Site : chamber
Condition: 3m VERTICAL
Job No : 03367AT/03368AT
Mode : 5745 TX RSE
Note : 5G WIFI 11AX20

	Freq	Cable Loss	Ant Factor	Preamp Factor	Read Level	Level	Limit	Over Limit	Remark
	MHz	dB	dB/m	dB	dBuV	dBuV/m	dBuV/m	dB	
1	1256.512	3.68	25.06	38.35	40.26	30.65	68.20	-37.55	peak
2	1574.265	4.17	26.90	38.40	40.72	33.39	74.00	-40.61	peak
3	4405.090	7.06	34.74	35.79	37.14	43.15	68.20	-25.05	peak
4	8688.480	11.38	36.90	37.30	39.16	50.14	68.20	-18.06	peak
5	11490.000	13.00	37.79	37.69	36.90	50.00	74.00	-24.00	peak
6	q17235.000	14.70	43.03	37.55	31.18	51.36	68.20	-16.84	peak



Test Mode: 29; Polarity: Horizontal; Modulation:802.11ax(Full RU0); Bandwidth:20MHz; Channel:middle

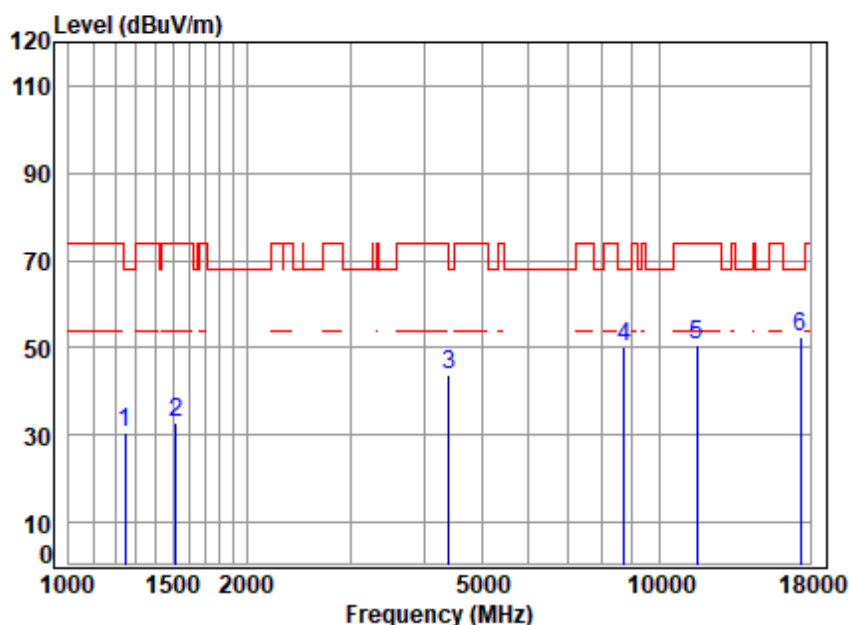


Site : chamber
 Condition: 3m HORIZONTAL
 Job No : 03367AT/03368AT
 Mode : 5785 TX RSE
 Note : 5G WIFI 11AX20

	Freq	Cable Loss	Ant Factor	Preamp Factor	Read Level	Level	Limit Line	Over Limit	Remark
	MHz	dB	dB/m	dB	dBuV	dBuV/m	dBuV/m	dB	
1	1242.068	3.66	24.99	38.35	40.98	31.28	68.20	-36.92	peak
2	1542.733	4.12	26.97	38.39	40.56	33.26	74.00	-40.74	peak
3	4379.699	7.04	34.64	35.81	37.71	43.58	74.00	-30.42	peak
4	8271.880	10.62	36.70	36.86	39.85	50.31	74.00	-23.69	peak
5	11570.000	13.01	37.73	37.67	37.84	50.91	74.00	-23.09	peak
6	17355.000	14.77	43.26	37.56	32.76	53.23	68.20	-14.97	peak



Test Mode: 29; Polarity: Vertical; Modulation:802.11ax(Full RU0); Bandwidth:20MHz; Channel:middle

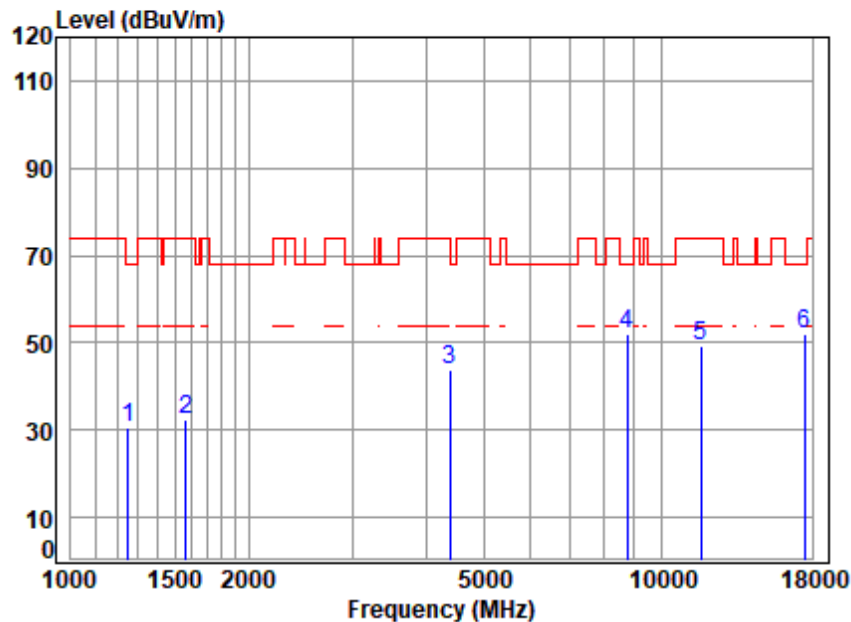


Site : chamber
Condition: 3m VERTICAL
Job No : 03367AT/03368AT
Mode : 5785 TX RSE
Note : 5G WIFI 11AX20

	Freq	Cable Loss	Ant Factor	Preamp Factor	Read Level	Level	Limit Line	Over Limit	Remark
	MHz	dB	dB/m	dB	dBuV	dBuV/m	dBuV/m	dB	
1	1245.663	3.66	25.04	38.35	40.15	30.50	68.20	-37.70	peak
2	1516.210	4.08	26.86	38.39	40.27	32.82	74.00	-41.18	peak
3	4405.090	7.06	34.74	35.79	37.94	43.95	68.20	-24.25	peak
4	8713.630	11.42	36.90	37.32	39.35	50.35	68.20	-17.85	peak
5	11570.000	13.01	37.73	37.67	37.65	50.72	74.00	-23.28	peak
6	q17355.000	14.77	43.26	37.56	31.83	52.30	68.20	-15.90	peak



Test Mode: 29; Polarity: Horizontal; Modulation:802.11ax(Full RU0); Bandwidth:20MHz; Channel:High

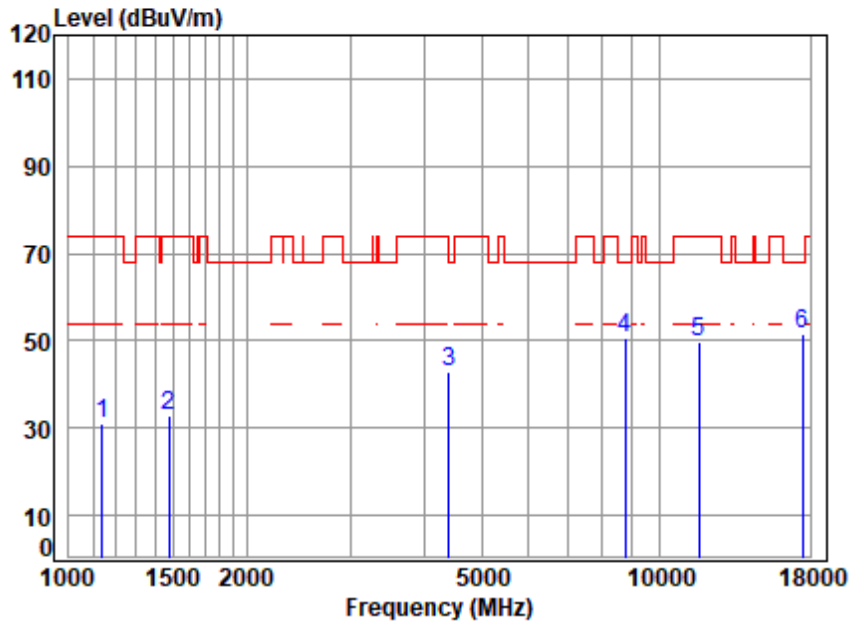


Site : chamber
Condition: 3m HORIZONTAL
Job No : 03367AT/03368AT
Mode : 5825 TX RSE
Note : 5G WIFI 11AX20

	Freq	Cable Loss	Ant Factor	Preamp Factor	Read Level	Level	Limit Line	Over Limit	Remark
	MHz	dB	dB/m	dB	dBuV	dBuV/m	dBuV/m	dB	
1	1249.269	3.67	25.09	38.35	40.07	30.48	68.20	-37.72	peak
2	1569.721	4.16	26.92	38.40	39.49	32.17	74.00	-41.83	peak
3	4379.699	7.04	34.64	35.81	37.96	43.83	74.00	-30.17	peak
4 q	8764.146	11.51	36.96	37.37	40.84	51.94	68.20	-16.26	peak
5	11650.000	13.03	37.80	37.65	36.28	49.46	74.00	-24.54	peak
6	17475.000	14.84	43.40	37.58	31.16	51.82	68.20	-16.38	peak



Test Mode: 29; Polarity: Vertical; Modulation:802.11ax(Full RU0); Bandwidth:20MHz; Channel:High

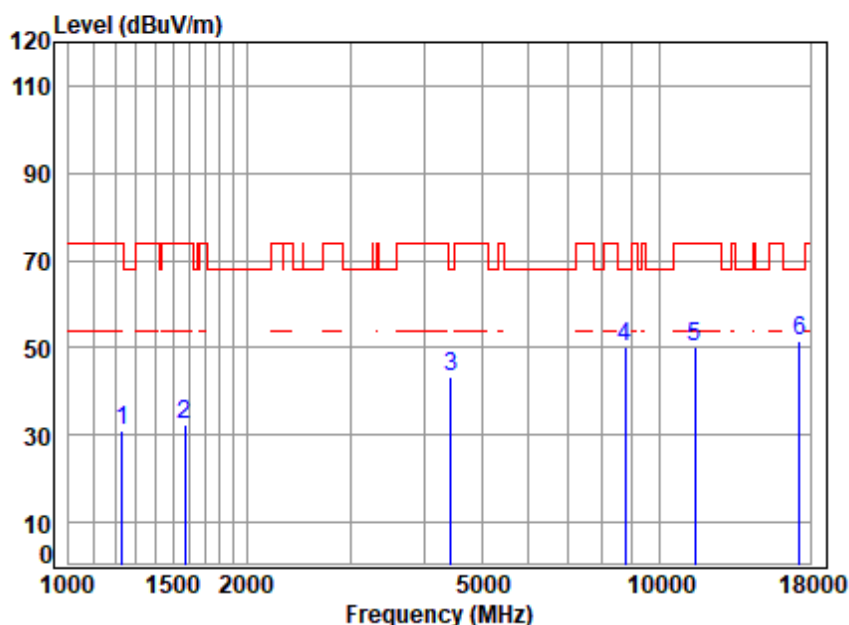


Site : chamber
Condition: 3m VERTICAL
Job No : 03367AT/03368AT
Mode : 5825 TX RSE
Note : 5G WIFI 11AX20

	Freq	Cable Loss	Ant Factor	Preamp Factor	Read Level	Level	Limit	Over	Remark
	MHz	dB	dB/m	dB	dBuV	dBuV/m	dBuV/m	dB	
1	1138.904	3.47	23.86	38.33	41.94	30.94	74.00	-43.06	peak
2	1477.276	4.03	26.16	38.38	41.09	32.90	74.00	-41.10	peak
3	4405.090	7.06	34.74	35.79	36.93	42.94	68.20	-25.26	peak
4	8738.852	11.47	36.90	37.35	39.80	50.82	68.20	-17.38	peak
5	11650.000	13.03	37.80	37.65	36.66	49.84	74.00	-24.16	peak
6	17475.000	14.84	43.40	37.58	31.10	51.76	68.20	-16.44	peak



Test Mode: 29; Polarity: Horizontal; Modulation:802.11ax(Full RU0); Bandwidth:40MHz; Channel:Low

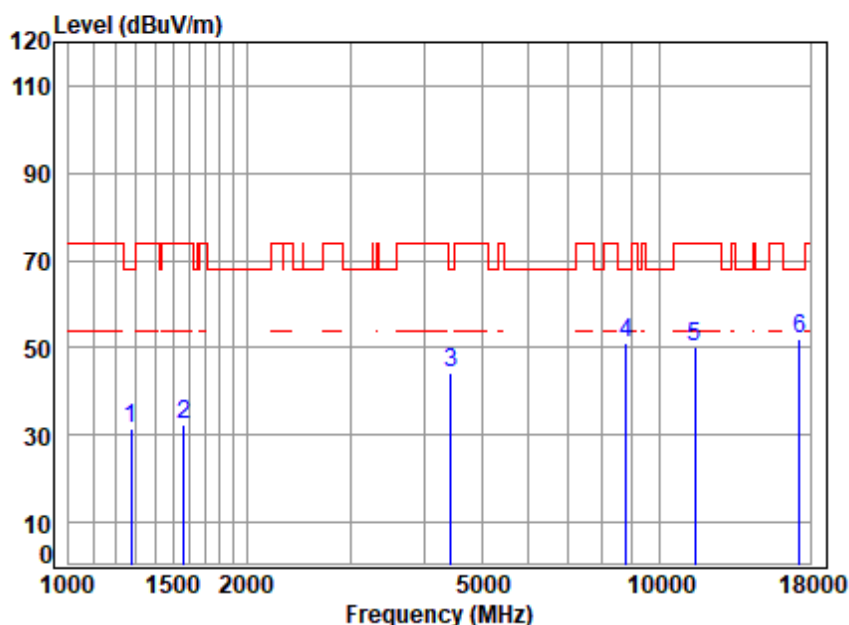


Site : chamber
Condition: 3m HORIZONTAL
Job No : 03367AT/03368AT
Mode : 5755 TX RSE
Note : 5G WIFI 11AX40

	Freq	Cable Loss	Ant Factor	Preamp Factor	Read Level	Level	Limit	Over Limit	Remark
	MHz	dB	dB/m	dB	dBuV	dBuV/m	dBuV/m	dB	
1	1231.345	3.64	24.84	38.35	40.92	31.05	74.00	-42.95	peak
2	1574.265	4.17	26.90	38.40	39.69	32.36	74.00	-41.64	peak
3	4430.628	7.08	34.43	35.77	37.54	43.28	68.20	-24.92	peak
4	8764.146	11.51	36.96	37.37	39.29	50.39	68.20	-17.81	peak
5	11510.000	13.00	37.79	37.69	36.92	50.02	74.00	-23.98	peak
6	q17265.000	14.72	43.06	37.55	31.17	51.40	68.20	-16.80	peak



Test Mode: 29; Polarity: Vertical; Modulation:802.11ax(Full RU0); Bandwidth:40MHz; Channel:Low

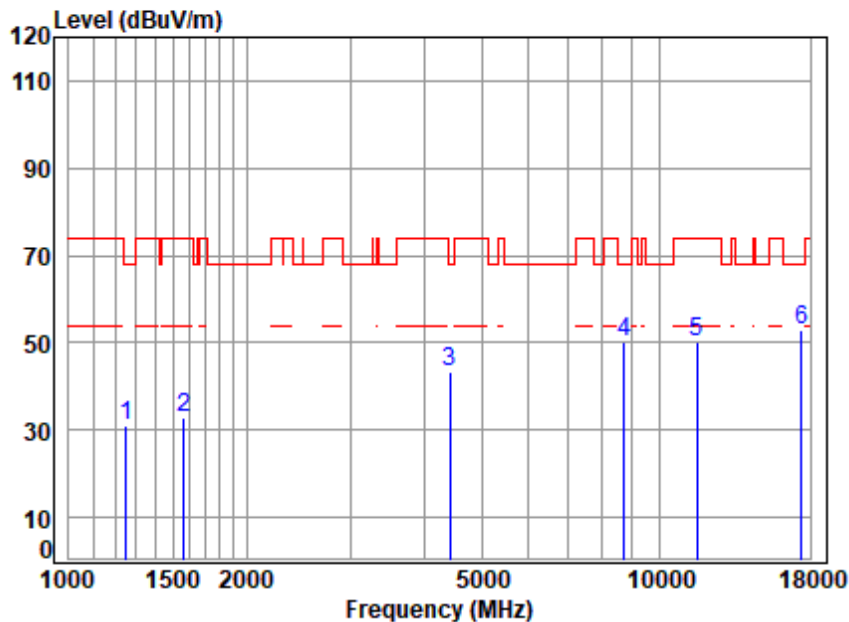


Site : chamber
Condition: 3m VERTICAL
Job No : 03367AT/03368AT
Mode : 5755 TX RSE
Note : 5G WIFI 11AX40

		Cable	Ant	Preamp	Read		Limit	Over	
	Freq	Loss	Factor	Factor	Level	Level	Line	Limit	Remark
	MHz	dB	dB/m	dB	dBuV	dBuV/m	dBuV/m	dB	
1	1274.802	3.71	24.95	38.35	41.02	31.33	68.20	-36.87	peak
2	1565.191	4.15	26.94	38.40	39.58	32.27	74.00	-41.73	peak
3	4443.453	7.09	34.28	35.77	38.76	44.36	68.20	-23.84	peak
4	8789.516	11.55	37.06	37.40	40.10	51.31	68.20	-16.89	peak
5	11510.000	13.00	37.79	37.69	37.02	50.12	74.00	-23.88	peak
6	q17265.000	14.72	43.06	37.55	31.79	52.02	68.20	-16.18	peak



Test Mode: 29; Polarity: Horizontal; Modulation:802.11ax(Full RU0); Bandwidth:40MHz; Channel:High

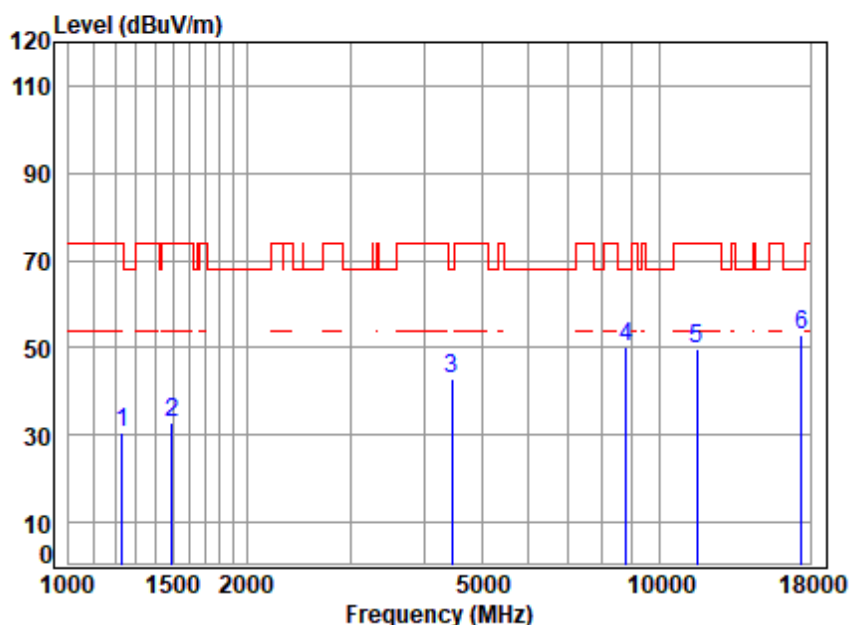


Site : chamber
Condition: 3m HORIZONTAL
Job No : 03367AT/03368AT
Mode : 5795 TX RSE
Note : 5G WIFI 11AX40

	Freq	Cable Loss	Ant Factor	Preamp Factor	Read Level	Level	Limit Line	Over Limit	Remark
	MHz	dB	dB/m	dB	dBuV	dBuV/m	dBuV/m	dB	
1	1252.885	3.67	25.08	38.35	40.44	30.84	68.20	-37.36	peak
2	1565.191	4.15	26.94	38.40	40.11	32.80	74.00	-41.20	peak
3	4417.841	7.07	34.59	35.78	37.31	43.19	68.20	-25.01	peak
4	8713.630	11.42	36.90	37.32	39.40	50.40	68.20	-17.80	peak
5	11590.000	13.01	37.71	37.67	37.06	50.11	74.00	-23.89	peak
6	17385.000	14.79	43.35	37.57	32.30	52.87	68.20	-15.33	peak



Test Mode: 29; Polarity: Vertical; Modulation:802.11ax(Full RU0); Bandwidth:40MHz; Channel:High



Site : chamber
 Condition: 3m VERTICAL
 Job No : 03367AT/03368AT
 Mode : 5795 TX RSE
 Note : 5G WIFI 11AX40

	Freq	Cable Loss	Ant Factor	Preamp Factor	Read Level	Level	Limit Line	Over Limit	Remark
	MHz	dB	dB/m	dB	dBuV	dBuV/m	dBuV/m	dB	
1	1231.345	3.64	24.84	38.35	40.50	30.63	74.00	-43.37	peak
2	1494.455	4.05	26.64	38.39	40.49	32.79	74.00	-41.21	peak
3	4456.315	7.09	34.12	35.76	37.34	42.79	68.20	-25.41	peak
4	8789.516	11.55	37.06	37.40	38.85	50.06	68.20	-18.14	peak
5	11590.000	13.01	37.71	37.67	36.73	49.78	74.00	-24.22	peak
6	17385.000	14.79	43.35	37.57	32.40	52.97	68.20	-15.23	peak



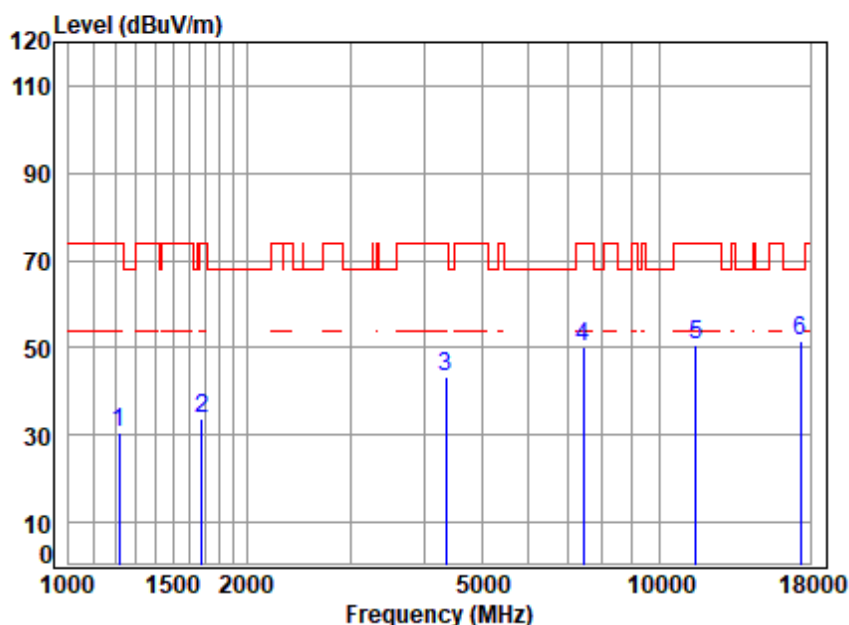
SGS-CSTC Standards Technical Services Co., Ltd. Shenzhen Branch

SZEMC-TRF-01 Rev. A/1

Report No.: SZCR231000336706

Page: 207 of 301

Test Mode: 29; Polarity: Horizontal; Modulation: 802.11ax(Full RU0); Bandwidth: 80MHz; Channel: middle



Site : chamber
Condition: 3m HORIZONTAL
Job No : 03367AT/03368AT
Mode : 5775 TX RSE
Note : 5G WIFI 11AX80

	Freq	Cable Loss	Ant Factor	Preamp Factor	Read Level	Level	Limit Line	Over Limit	Remark
	MHz	dB	dB/m	dB	dBuV	dBuV/m	dBuV/m	dB	
1	1217.190	3.61	24.64	38.34	40.71	30.62	74.00	-43.38	peak
2	1677.621	4.30	26.24	38.41	41.50	33.63	74.00	-40.37	peak
3	4354.454	7.03	34.44	35.83	37.50	43.14	74.00	-30.86	peak
4	7432.914	9.45	35.93	36.01	40.81	50.18	74.00	-23.82	peak
5	11550.000	13.01	37.75	37.68	37.64	50.72	74.00	-23.28	peak
6	q17325.000	14.76	43.17	37.56	31.41	51.78	68.20	-16.42	peak

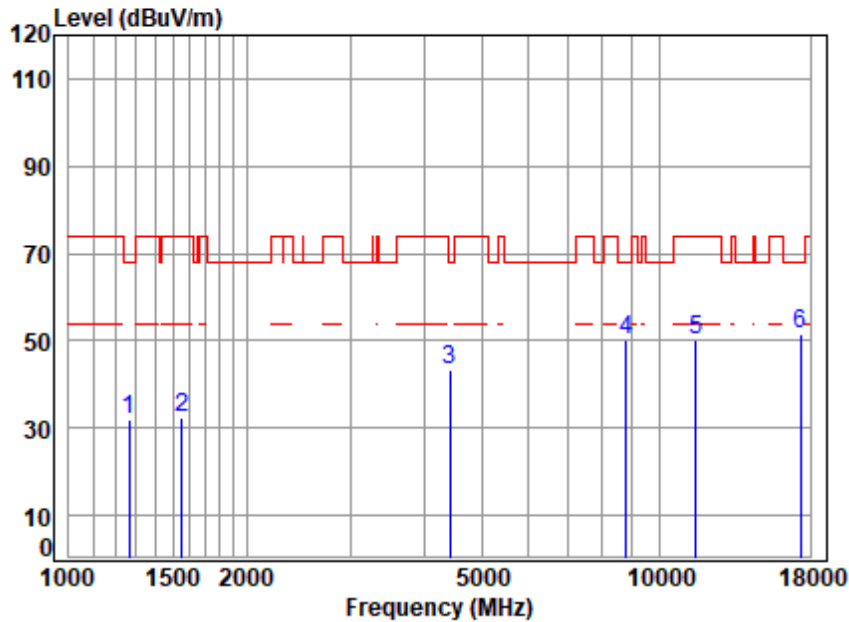


SGS-CSTC Standards Technical Services Co., Ltd.
Shenzhen Branch (SZEMC) Laboratory

Unless otherwise agreed in writing, this document is issued by the Company subject to its General Conditions of Service printed overleaf, available on request or accessible at <https://www.sgs.com/en/Terms-and-Conditions>. Attention is drawn to the limitation of liability, indemnification and jurisdiction issues defined therein. Any holder of this document is advised that information contained hereon reflects the Company's findings at the time of its intervention only and within the limits of Client's instructions, if any. The Company's sole responsibility is to its Client and this document does not exonerate parties to a transaction from exercising all their rights and obligations under the transaction documents. This document cannot be reproduced except in full, without prior written approval of the Company. Any unauthorized alteration, forgery or falsification of the content or appearance of this document is unlawful and offenders may be prosecuted to the fullest extent of the law. Unless otherwise stated the results shown in this test report refer only to the sample(s) tested and such sample(s) are retained for 30 days only.

Attention: To check the authenticity of testing / inspection report & certificate, please contact us at telephone: (86-755) 8307 1443, or email: CN.Doccheck@sgs.com
No.1 Workshop, M-10, Middle Section, Science & Technology Park, Nanshan District, Shenzhen, Guangdong, China 518057 t (86-755) 26012053 f (86-755) 26710594 www.sgs.com.cn
中国·广东·深圳市南山区科技园中区M-10栋1号厂房 邮编: 518057 t (86-755) 26012053 f (86-755) 26710594 sgs.china@sgs.com

Test Mode: 29; Polarity: Vertical; Modulation:802.11ax(Full RU0); Bandwidth:80MHz; Channel:middle

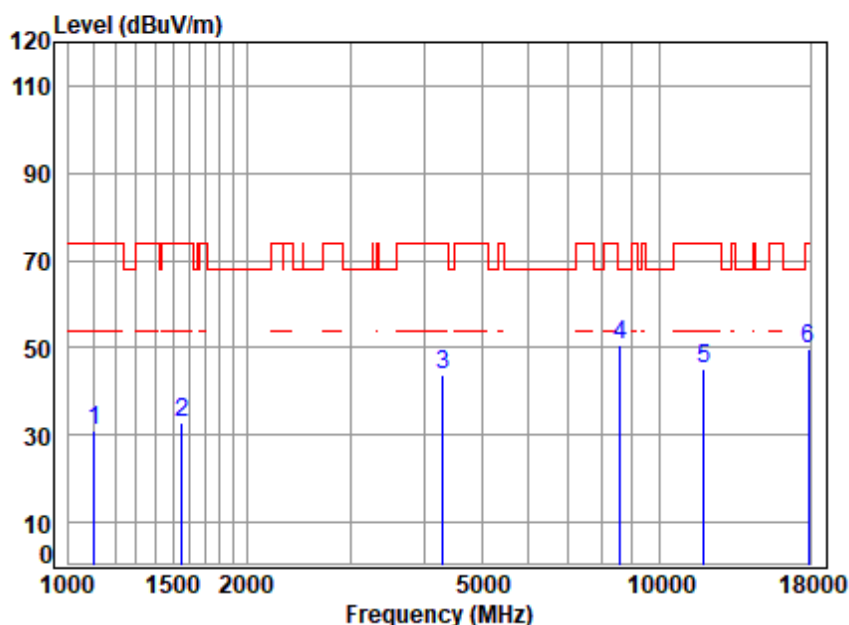


Site : chamber
Condition: 3m VERTICAL
Job No : 03367AT/03368AT
Mode : 5775 TX RSE
Note : 5G WIFI 11AX80

	Freq	Cable Loss	Ant Factor	Preamp Factor	Read Level	Level	Limit Line	Over Limit	Remark
	MHz	dB	dB/m	dB	dBuV	dBuV/m	dBuV/m	dB	
1	1267.454	3.70	25.00	38.35	41.70	32.05	68.20	-36.15	peak
2	1556.169	4.14	26.98	38.40	39.83	32.55	74.00	-41.45	peak
3	4417.841	7.07	34.59	35.78	37.30	43.18	68.20	-25.02	peak
4	8789.516	11.55	37.06	37.40	39.01	50.22	68.20	-17.98	peak
5	11550.000	13.01	37.75	37.68	37.21	50.29	74.00	-23.71	peak
6	17325.000	14.76	43.17	37.56	31.23	51.60	68.20	-16.60	peak



Test Mode: 30; Polarity: Horizontal; Modulation:802.11ax(Full RU0); Bandwidth:20MHz; Channel:Low

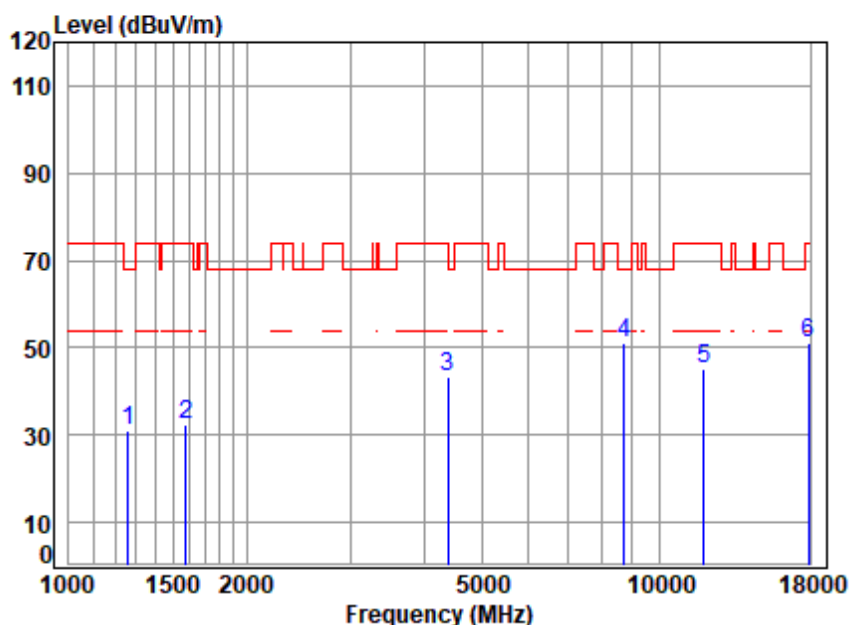


Site : chamber
Condition: 3m HORIZONTAL
Job No : 03367AT/03368AT
Mode : 5955 TX RSE
Note : 6E WIFI 11AX20

		Cable	Ant	Preamp	Read		Limit	Over	
	Freq	Loss	Factor	Factor	Level	Level	Line	Limit	Remark
	MHz	dB	dB/m	dB	dBuV	dBuV/m	dBuV/m	dB	
1	1103.264	3.40	23.71	38.32	42.11	30.90	74.00	-43.10	peak
2	1556.169	4.14	26.98	38.40	40.01	32.73	74.00	-41.27	peak
3	4304.400	6.99	34.04	35.87	38.77	43.93	74.00	-30.07	peak
4 q	8588.607	11.20	36.88	37.19	39.77	50.66	68.20	-17.54	peak
5	11910.000	13.07	37.71	37.58	32.17	45.37	74.00	-28.63	peak
6	17865.000	15.07	43.90	37.64	28.59	49.92	74.00	-24.08	peak



Test Mode: 30; Polarity: Vertical; Modulation:802.11ax(Full RU0); Bandwidth:20MHz; Channel:Low

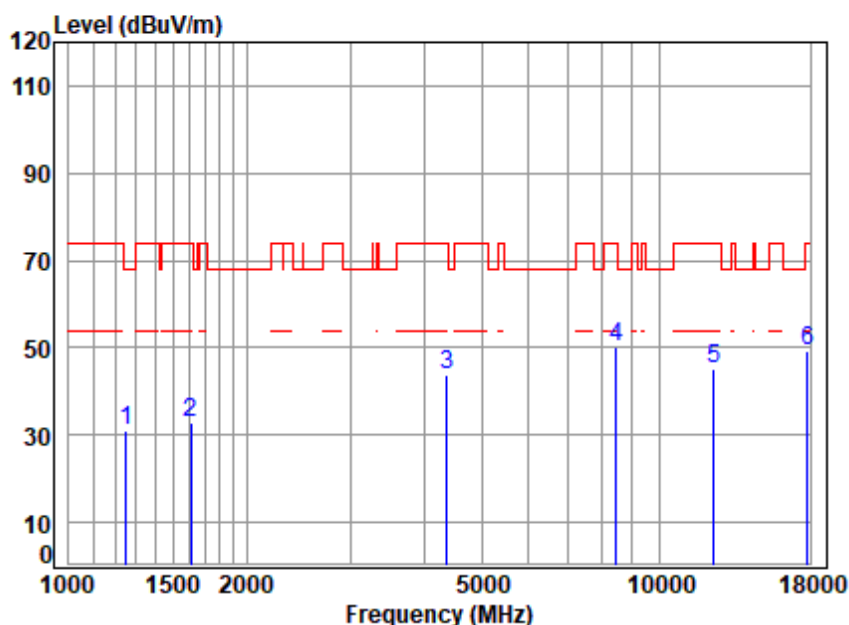


Site : chamber
Condition: 3m VERTICAL
Job No : 03367AT/03368AT
Mode : 5955 TX RSE
Note : 6E WIFI 11AX20

	Freq	Cable Loss	Ant Factor	Preamp Factor	Read Level	Level	Limit Line	Over Limit	Remark
	MHz	dB	dB/m	dB	dBuV	dBuV/m	dBuV/m	dB	
1	1260.149	3.69	25.04	38.35	40.48	30.86	68.20	-37.34	peak
2	1578.822	4.17	26.88	38.40	39.75	32.40	74.00	-41.60	peak
3	4379.699	7.04	34.64	35.81	37.47	43.34	74.00	-30.66	peak
4 q	8713.630	11.42	36.90	37.32	39.89	50.89	68.20	-17.31	peak
5	11910.000	13.07	37.71	37.58	32.03	45.23	74.00	-28.77	peak
6	17865.000	15.07	43.90	37.64	29.77	51.10	74.00	-22.90	peak



Test Mode: 30; Polarity: Horizontal; Modulation:802.11ax(Full RU0); Bandwidth:20MHz; Channel:middle

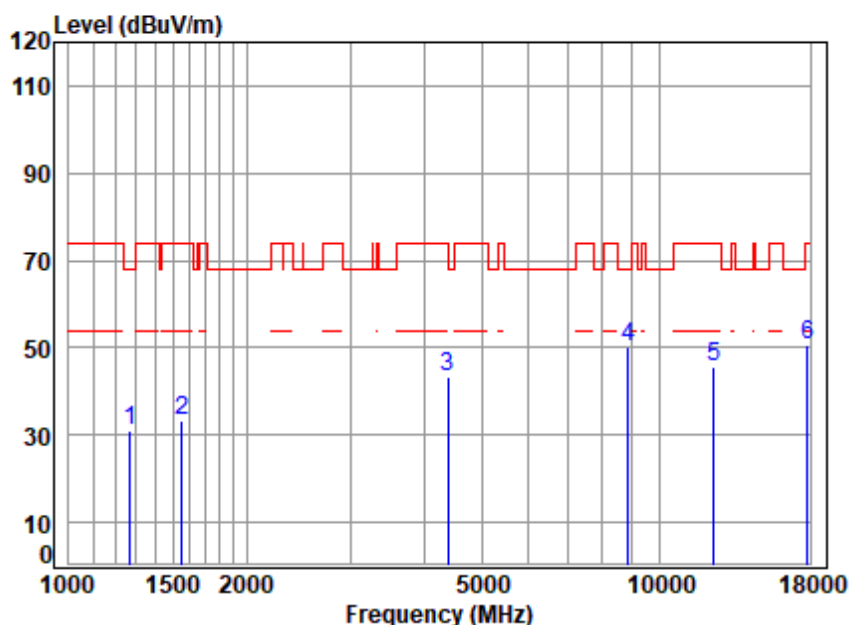


Site : chamber
Condition: 3m HORIZONTAL
Job No : 03367AT/03368AT
Mode : 6175 TX RSE
Note : 6E WIFI 11AX20

	Freq	Cable Loss	Ant Factor	Preamp Factor	Read Level	Level	Limit Line	Over Limit	Remark
	MHz	dB	dB/m	dB	dBuV	dBuV/m	dBuV/m	dB	
1	1249.269	3.67	25.09	38.35	40.61	31.02	68.20	-37.18	peak
2	1611.091	4.22	26.69	38.40	40.13	32.64	74.00	-41.36	peak
3	4367.058	7.04	34.54	35.82	37.94	43.70	74.00	-30.30	peak
4 q	8465.379	10.97	36.63	37.06	39.73	50.27	74.00	-23.73	peak
5	12350.000	13.26	37.90	37.45	31.35	45.06	74.00	-28.94	peak
6	17844.590	15.06	43.90	37.64	28.13	49.45	74.00	-24.55	peak



Test Mode: 30; Polarity: Vertical; Modulation:802.11ax(Full RU0); Bandwidth:20MHz; Channel:middle

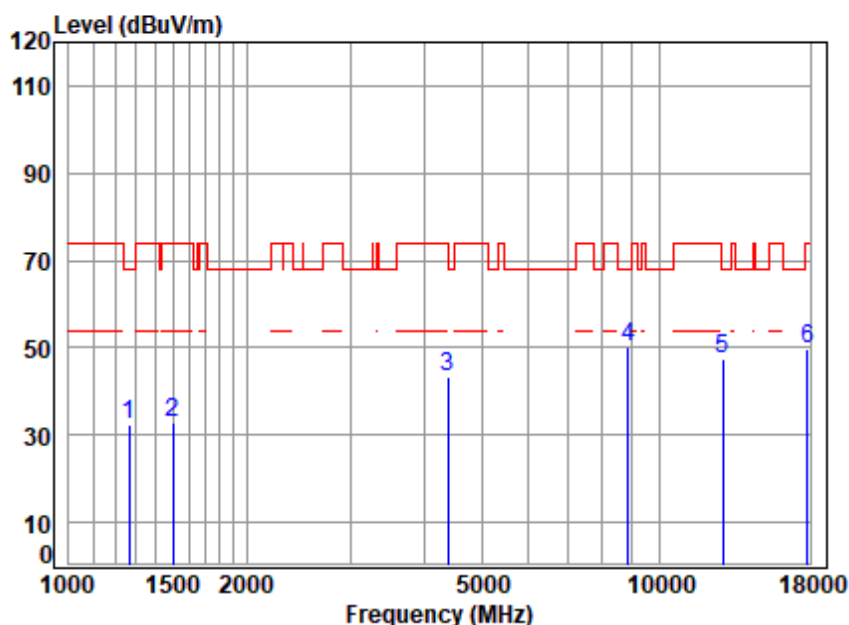


Site : chamber
Condition: 3m VERTICAL
Job No : 03367AT/03368AT
Mode : 6175 TX RSE
Note : 6E WIFI 11AX20

		Cable	Ant	Preamp	Read		Limit	Over	
	Freq	Loss	Factor	Factor	Level	Level	Line	Limit	Remark
	MHz	dB	dB/m	dB	dBuV	dBuV/m	dBuV/m	dB	
1	1271.123	3.71	24.97	38.35	40.91	31.24	68.20	-36.96	peak
2	1551.677	4.13	26.99	38.40	40.69	33.41	74.00	-40.59	peak
3	4379.699	7.04	34.64	35.81	37.40	43.27	74.00	-30.73	peak
4 q	8840.473	11.64	37.18	37.45	38.83	50.20	68.20	-18.00	peak
5	12350.000	13.26	37.90	37.45	32.10	45.81	74.00	-28.19	peak
6	17844.590	15.06	43.90	37.64	29.25	50.57	74.00	-23.43	peak



Test Mode: 30; Polarity: Horizontal; Modulation:802.11ax(Full RU0); Bandwidth:20MHz; Channel:High

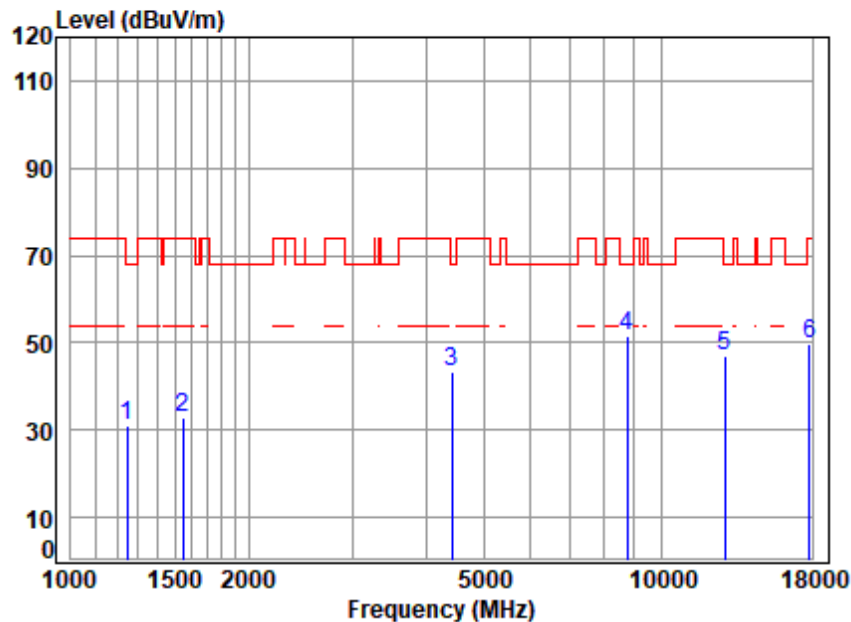


Site : chamber
Condition: 3m HORIZONTAL
Job No : 03367AT/03368AT
Mode : 6395 TX RSE
Note : 6E WIFI 11AX20

	Freq	Cable Loss	Ant Factor	Preamp Factor	Read Level	Level	Limit Line	Over Limit	Remark
	MHz	dB	dB/m	dB	dBuV	dBuV/m	dBuV/m	dB	
1	1263.796	3.69	25.02	38.35	41.92	32.28	68.20	-35.92	peak
2	1503.119	4.07	26.81	38.39	40.14	32.63	74.00	-41.37	peak
3	4379.699	7.04	34.64	35.81	37.57	43.44	74.00	-30.56	peak
4 q	8840.473	11.64	37.18	37.45	39.02	50.39	68.20	-17.81	peak
5	12790.000	13.46	38.10	37.33	33.43	47.66	68.20	-20.54	peak
6	17844.590	15.06	43.90	37.64	28.36	49.68	74.00	-24.32	peak



Test Mode: 30; Polarity: Vertical; Modulation:802.11ax(Full RU0); Bandwidth:20MHz; Channel:High



Site : chamber
Condition: 3m VERTICAL
Job No : 03367AT/03368AT
Mode : 6395 TX RSE
Note : 6E WIFI 11AX20

	Freq	Cable Loss	Ant Factor	Preamp Factor	Read Level	Level	Limit Line	Over Limit	Remark
	MHz	dB	dB/m	dB	dBuV	dBuV/m	dBuV/m	dB	
1	1245.663	3.66	25.04	38.35	40.54	30.89	68.20	-37.31	peak
2	1547.199	4.13	26.99	38.39	39.96	32.69	74.00	-41.31	peak
3	4417.841	7.07	34.59	35.78	37.56	43.44	68.20	-24.76	peak
4 q	8764.146	11.51	36.96	37.37	40.33	51.43	68.20	-16.77	peak
5	12790.000	13.46	38.10	37.33	32.91	47.14	68.20	-21.06	peak
6	17844.590	15.06	43.90	37.64	28.51	49.83	74.00	-24.17	peak



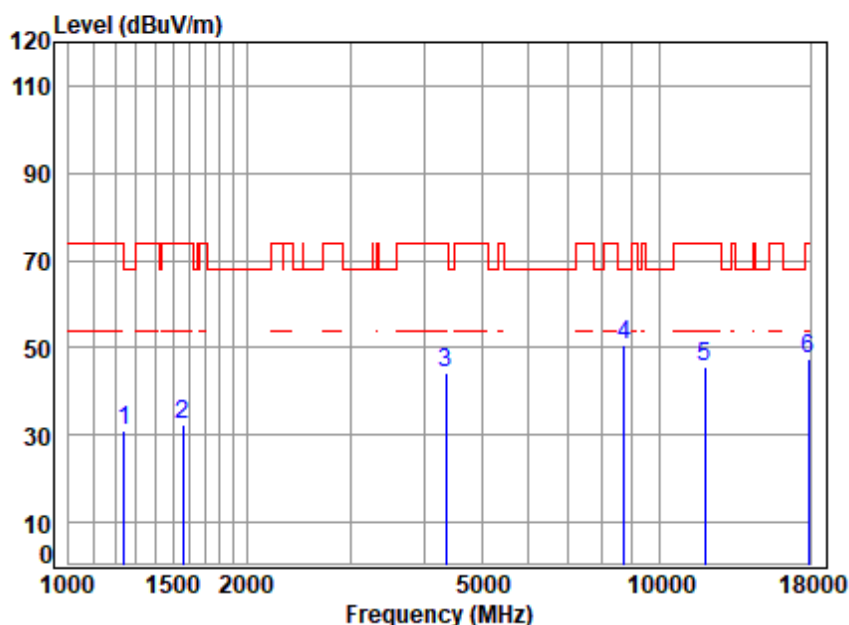
SGS-CSTC Standards Technical Services Co., Ltd. Shenzhen Branch

SZEMC-TRF-01 Rev. A/1

Report No.: SZCR231000336706

Page: 215 of 301

Test Mode: 30; Polarity: Horizontal; Modulation: 802.11ax(Full RU0); Bandwidth: 40MHz; Channel: Low



Site : chamber
Condition: 3m HORIZONTAL
Job No : 03367AT/03368AT
Mode : 5965 TX RSE
Note : 6E WIFI 11AX40

	Freq	Cable Loss	Ant Factor	Preamp Factor	Read Level	Level	Limit	Over	Remark
	MHz	dB	dB/m	dB	dBuV	dBuV/m	dBuV/m	dB	
1	1242.068	3.66	24.99	38.35	40.60	30.90	68.20	-37.30	peak
2	1560.673	4.15	26.96	38.40	39.52	32.23	74.00	-41.77	peak
3	4354.454	7.03	34.44	35.83	38.76	44.40	74.00	-29.60	peak
4 q	8713.630	11.42	36.90	37.32	39.52	50.52	68.20	-17.68	peak
5	11930.000	13.08	37.73	37.57	32.25	45.49	74.00	-28.51	peak
6	17895.000	15.09	43.90	37.64	26.29	47.64	74.00	-26.36	peak

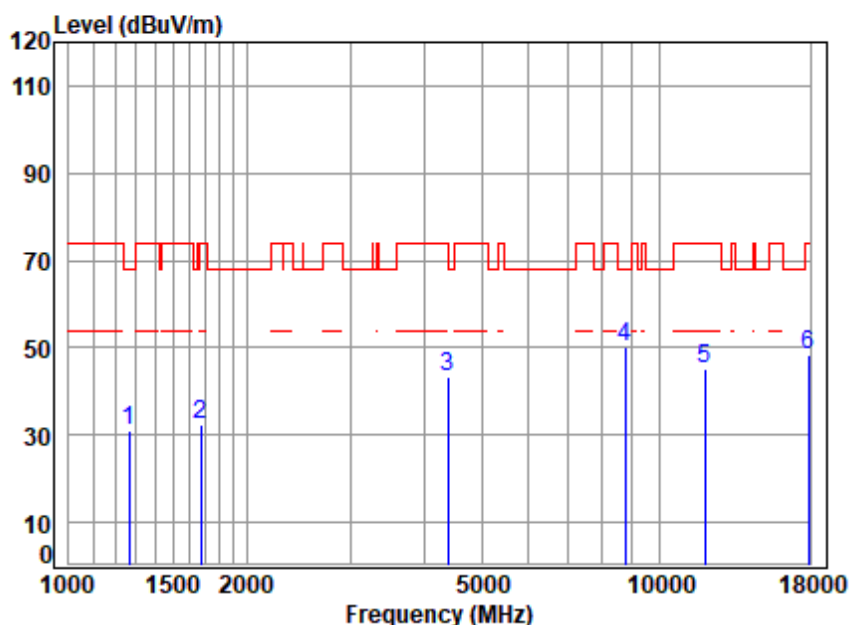


SGS-CSTC Standards Technical Services Co., Ltd.
Shenzhen Branch (SZEMC) Laboratory

Unless otherwise agreed in writing, this document is issued by the Company subject to its General Conditions of Service printed overleaf, available on request or accessible at <https://www.sgs.com/en/Terms-and-Conditions>. Attention is drawn to the limitation of liability, indemnification and jurisdiction issues defined therein. Any holder of this document is advised that information contained hereon reflects the Company's findings at the time of its intervention only and within the limits of Client's instructions, if any. The Company's sole responsibility is to its Client and this document does not exonerate parties to a transaction from exercising all their rights and obligations under the transaction documents. This document cannot be reproduced except in full, without prior written approval of the Company. Any unauthorized alteration, forgery or falsification of the content or appearance of this document is unlawful and offenders may be prosecuted to the fullest extent of the law. Unless otherwise stated the results shown in this test report refer only to the sample(s) tested and such sample(s) are retained for 30 days only.

Attention: To check the authenticity of testing / inspection report & certificate, please contact us at telephone: (86-755) 8307 1443, or email: CN.Doccheck@sgs.com
No.1 Workshop, M-10, Middle Section, Science & Technology Park, Nanshan District, Shenzhen, Guangdong, China 518057 t (86-755) 26012053 f (86-755) 26710594 www.sgs.com.cn
中国·广东·深圳市南山区科技园中区M-10栋1号厂房 邮编: 518057 t (86-755) 26012053 f (86-755) 26710594 sgs.china@sgs.com

Test Mode: 30; Polarity: Vertical; Modulation:802.11ax(Full RU0); Bandwidth:40MHz; Channel:Low



Site : chamber
Condition: 3m VERTICAL
Job No : 03367AT/03368AT
Mode : 5965 TX RSE
Note : 6E WIFI 11AX40

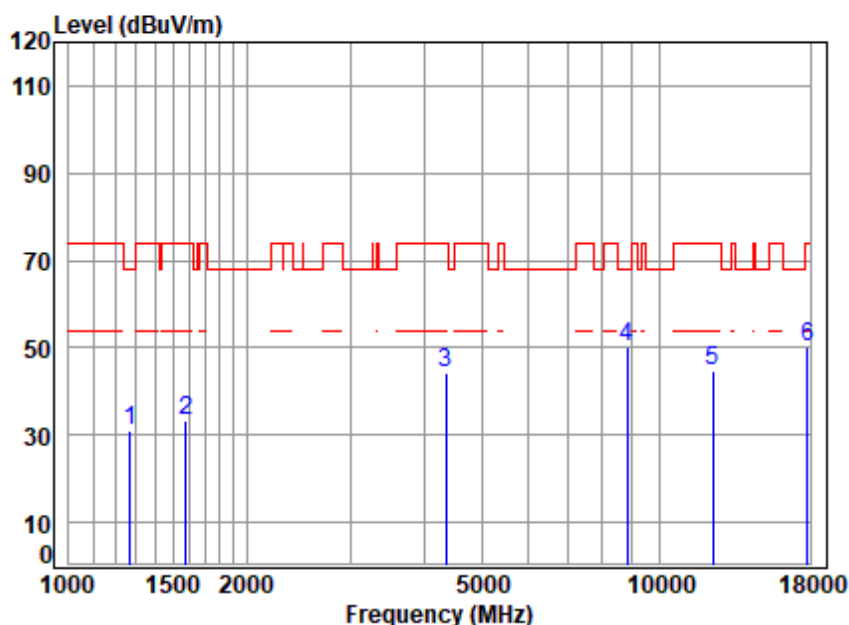
		Cable	Ant	Preamp	Read		Limit	Over	
	Freq	Loss	Factor	Factor	Level	Level	Line	Limit	Remark
	MHz	dB	dB/m	dB	dBuV	dBuV/m	dBuV/m	dB	
1	1263.796	3.69	25.02	38.35	40.84	31.20	68.20	-37.00	peak
2	1672.779	4.30	26.25	38.41	40.28	32.42	74.00	-41.58	peak
3	4392.376	7.05	34.74	35.80	37.57	43.56	74.00	-30.44	peak
4 q	8764.146	11.51	36.96	37.37	39.09	50.19	68.20	-18.01	peak
5	11930.000	13.08	37.73	37.57	31.73	44.97	74.00	-29.03	peak
6	17895.000	15.09	43.90	37.64	27.04	48.39	74.00	-25.61	peak



Unless otherwise agreed in writing, this document is issued by the Company subject to its General Conditions of Service printed overleaf, available on request or accessible at <https://www.sgs.com/en/Terms-and-Conditions>. Attention is drawn to the limitation of liability, indemnification and jurisdiction issues defined therein. Any holder of this document is advised that information contained hereon reflects the Company's findings at the time of its intervention only and within the limits of Client's instructions, if any. The Company's sole responsibility is to its Client and this document does not exonerate parties to a transaction from exercising all their rights and obligations under the transaction documents. This document cannot be reproduced except in full, without prior written approval of the Company. Any unauthorized alteration, forgery or falsification of the content or appearance of this document is unlawful and offenders may be prosecuted to the fullest extent of the law. Unless otherwise stated the results shown in this test report refer only to the sample(s) tested and such sample(s) are retained for 30 days only.

Attention: To check the authenticity of testing / inspection report & certificate, please contact us at telephone: (86-755) 8307 1443, or email: CN.Doccheck@sgs.com
No.1 Workshop, M-10, Middle Section, Science & Technology Park, Nanshan District, Shenzhen, Guangdong, China 518057 t (86-755) 26012053 f (86-755) 26710594 www.sgs.com.cn
中国·广东·深圳市南山区科技园中区M-10栋1号厂房 邮编: 518057 t (86-755) 26012053 f (86-755) 26710594 sgs.china@sgs.com

Test Mode: 30; Polarity: Horizontal; Modulation:802.11ax(Full RU0); Bandwidth:40MHz; Channel:middle

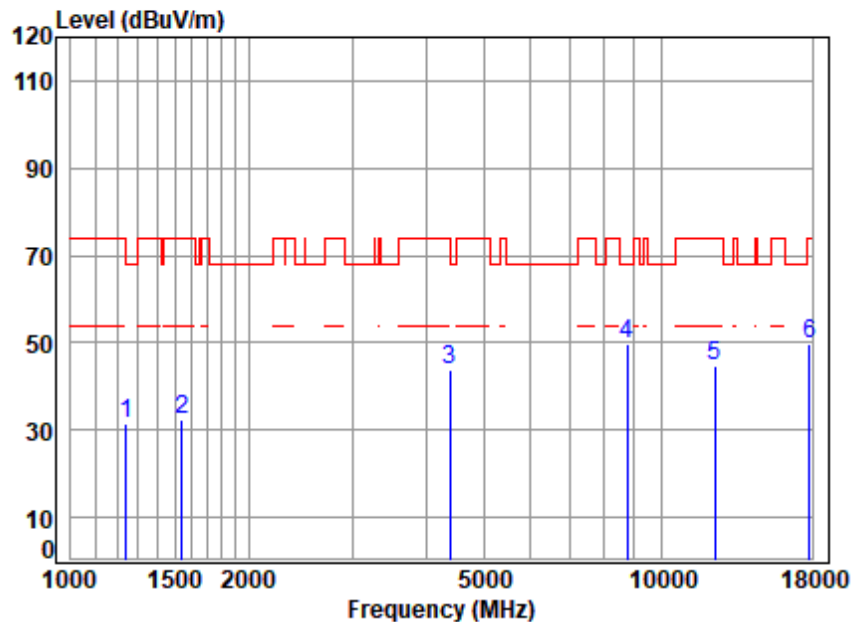


Site : chamber
Condition: 3m HORIZONTAL
Job No : 03367AT/03368AT
Mode : 6165 TX RSE
Note : 6E WIFI 11AX40

		Cable	Ant	Preamp	Read		Limit	Over	
	Freq	Loss	Factor	Factor	Level	Level	Line	Limit	Remark
	MHz	dB	dB/m	dB	dBuV	dBuV/m	dBuV/m	dB	
1	1271.123	3.71	24.97	38.35	40.55	30.88	68.20	-37.32	peak
2	1578.822	4.17	26.88	38.40	40.58	33.23	74.00	-40.77	peak
3	4354.454	7.03	34.44	35.83	38.83	44.47	74.00	-29.53	peak
4 q	8814.957	11.60	37.13	37.42	38.85	50.16	68.20	-18.04	peak
5	12330.000	13.25	37.90	37.46	31.15	44.84	74.00	-29.16	peak
6	17793.090	15.03	43.89	37.63	28.69	49.98	74.00	-24.02	peak



Test Mode: 30; Polarity: Vertical; Modulation:802.11ax(Full RU0); Bandwidth:40MHz; Channel:middle

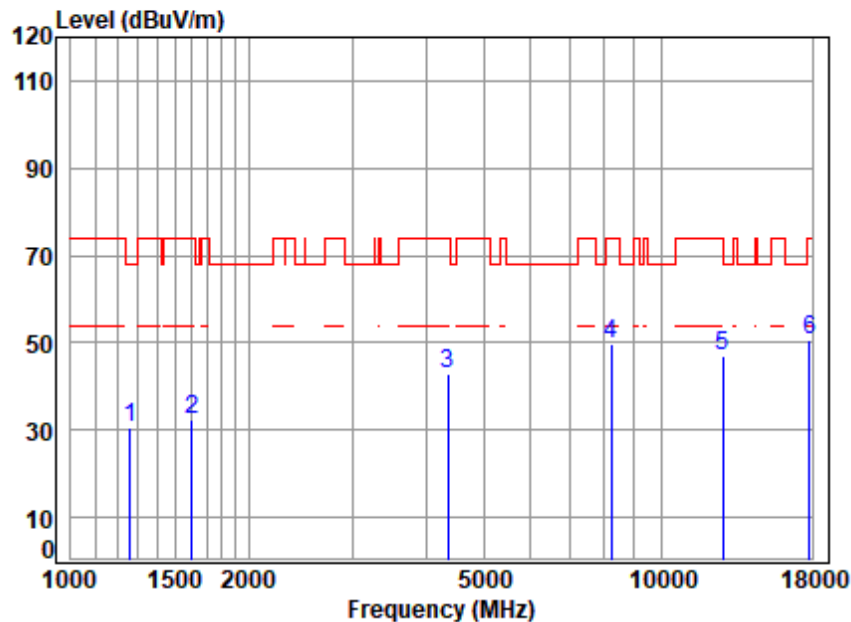


Site : chamber
Condition: 3m VERTICAL
Job No : 03367AT/03368AT
Mode : 6165 TX RSE
Note : 6E WIFI 11AX40

	Freq	Cable Loss	Ant Factor	Preamp Factor	Read Level	Level	Limit Line	Over Limit	Remark
	MHz	dB	dB/m	dB	dBuV	dBuV/m	dBuV/m	dB	
1	1242.068	3.66	24.99	38.35	41.05	31.35	68.20	-36.85	peak
2	1542.733	4.12	26.97	38.39	39.83	32.53	74.00	-41.47	peak
3	4392.376	7.05	34.74	35.80	38.02	44.01	74.00	-29.99	peak
4 q	8764.146	11.51	36.96	37.37	38.85	49.95	68.20	-18.25	peak
5	12330.000	13.25	37.90	37.46	31.25	44.94	74.00	-29.06	peak
6	17844.590	15.06	43.90	37.64	28.55	49.87	74.00	-24.13	peak



Test Mode: 30; Polarity: Horizontal; Modulation:802.11ax(Full RU0); Bandwidth:40MHz; Channel:High

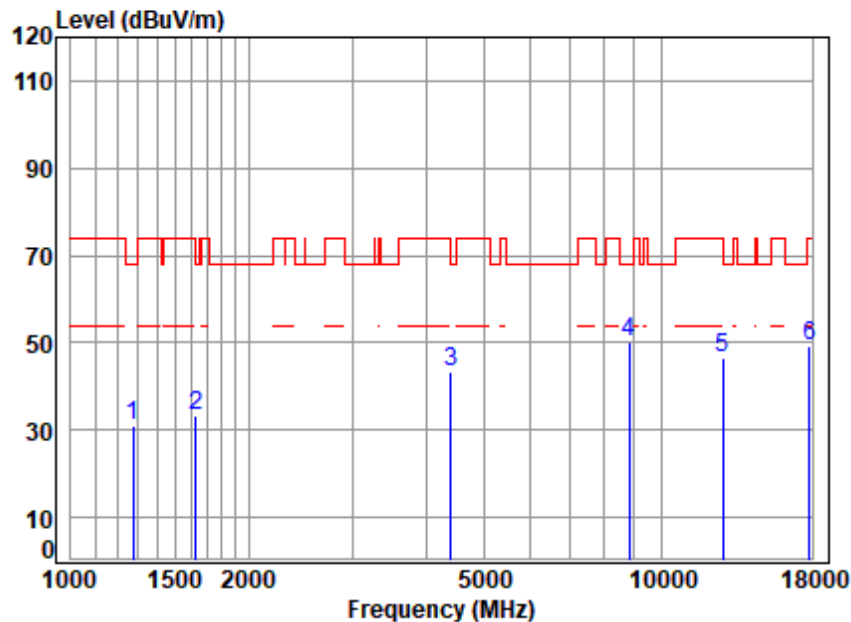


Site : chamber
Condition: 3m HORIZONTAL
Job No : 03367AT/03368AT
Mode : 6365 TX RSE
Note : 6E WIFI 11AX40

		Cable	Ant	Preamp	Read	Limit	Over	
	Freq	Loss	Factor	Factor	Level	Level	Line	Limit Remark
	MHz	dB	dB/m	dB	dBuV	dBuV/m	dBuV/m	dB
1	1260.149	3.69	25.04	38.35	40.17	30.55	68.20	-37.65 peak
2	1601.804	4.20	26.78	38.40	39.80	32.38	74.00	-41.62 peak
3	4354.454	7.03	34.44	35.83	37.41	43.05	74.00	-30.95 peak
4	8224.200	10.53	36.65	36.81	39.52	49.89	74.00	-24.11 peak
5	12730.000	13.43	38.10	37.34	33.00	47.19	68.20	-21.01 peak
6	17844.590	15.06	43.90	37.64	29.32	50.64	74.00	-23.36 peak



Test Mode: 30; Polarity: Vertical; Modulation:802.11ax(Full RU0); Bandwidth:40MHz; Channel:High

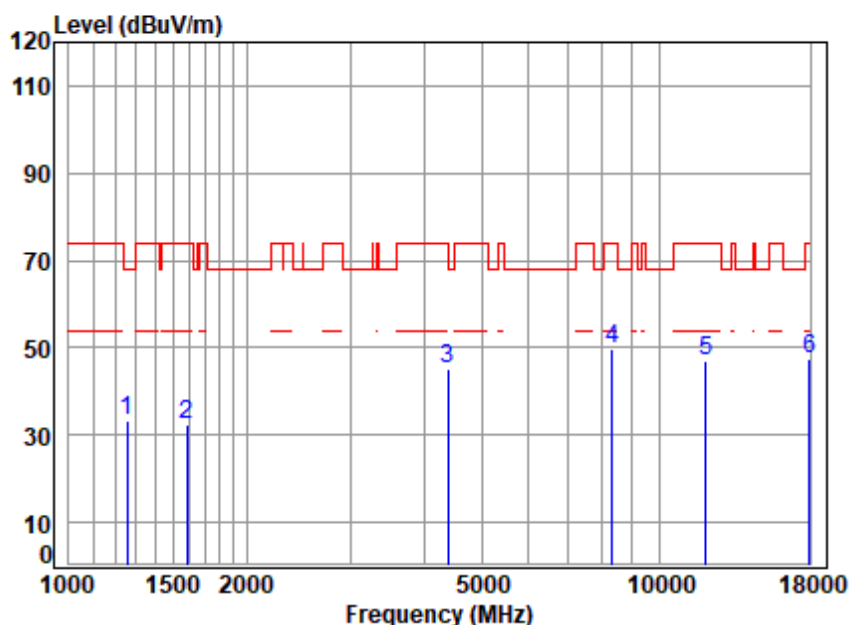


Site : chamber
Condition: 3m VERTICAL
Job No : 03367AT/03368AT
Mode : 6365 TX RSE
Note : 6E WIFI 11AX40

		Cable	Ant	Preamp	Read		Limit	Over	
	Freq	Loss	Factor	Factor	Level	Level	Line	Limit	Remark
	MHz	dB	dB/m	dB	dBuV	dBuV/m	dBuV/m	dB	
1	1274.802	3.71	24.95	38.35	40.94	31.25	68.20	-36.95	peak
2	1629.825	4.24	26.50	38.41	40.83	33.16	68.20	-35.04	peak
3	4405.090	7.06	34.74	35.79	37.27	43.28	68.20	-24.92	peak
4 q	8814.957	11.60	37.13	37.42	38.81	50.12	68.20	-18.08	peak
5	12730.000	13.43	38.10	37.34	32.25	46.44	68.20	-21.76	peak
6	17844.590	15.06	43.90	37.64	27.92	49.24	74.00	-24.76	peak



Test Mode: 30; Polarity: Horizontal; Modulation:802.11ax(Full RU0); Bandwidth:80MHz; Channel:Low

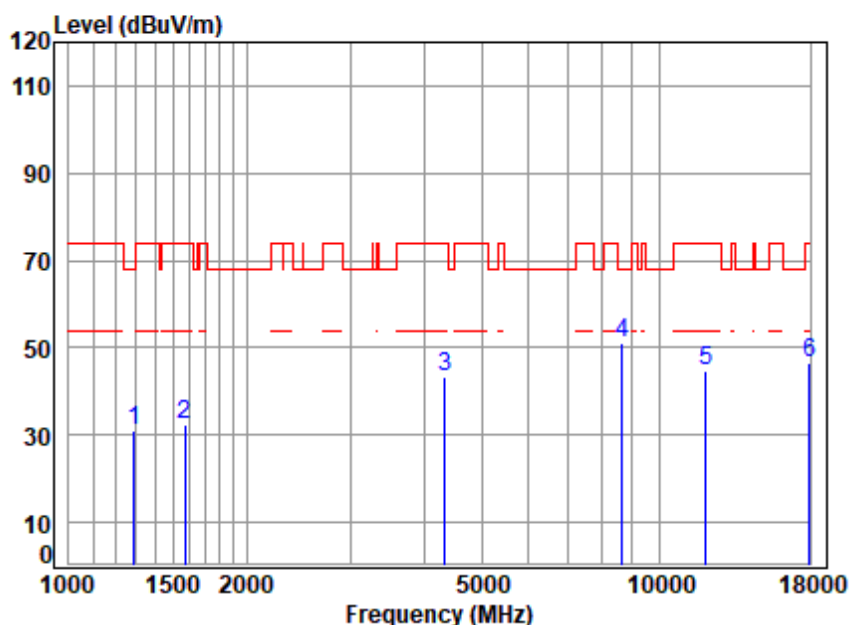


Site : chamber
Condition: 3m HORIZONTAL
Job No : 03367AT/03368AT
Mode : 5985 TX RSE
Note : 6E WIFI 11AX80

	Freq	Cable Loss	Ant Factor	Preamp Factor	Read Level	Level	Limit Line	Over Limit	Remark
	MHz	dB	dB/m	dB	dBuV	dBuV/m	dBuV/m	dB	
1	1256.512	3.68	25.06	38.35	42.86	33.25	68.20	-34.95	peak
2	1583.392	4.18	26.87	38.40	39.82	32.47	74.00	-41.53	peak
3	4392.376	7.05	34.74	35.80	39.10	45.09	74.00	-28.91	peak
4 q	8319.836	10.71	36.70	36.91	39.36	49.86	74.00	-24.14	peak
5	11970.000	13.08	37.77	37.56	33.74	47.03	74.00	-26.97	peak
6	17955.000	15.12	44.12	37.65	25.73	47.32	74.00	-26.68	peak



Test Mode: 30; Polarity: Vertical; Modulation:802.11ax(Full RU0); Bandwidth:80MHz; Channel:Low

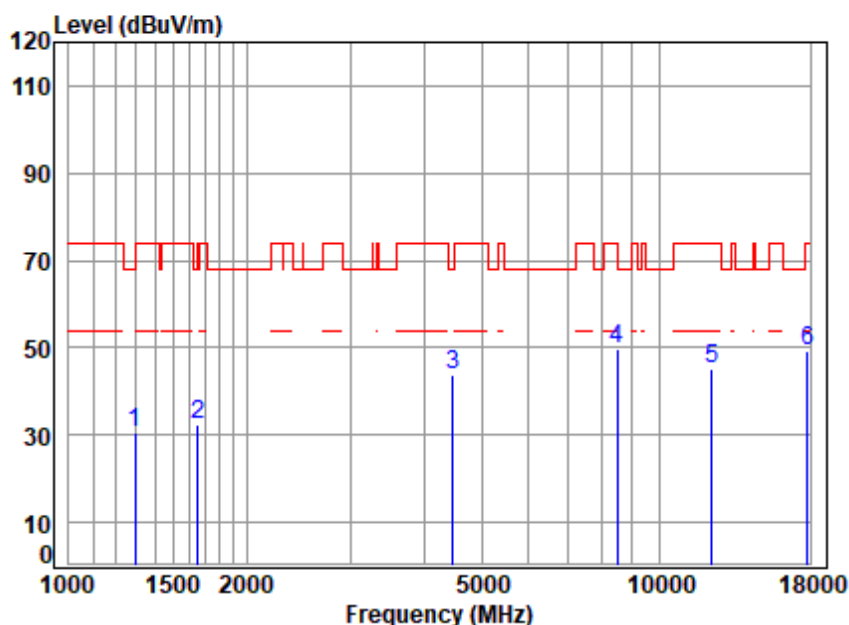


Site : chamber
Condition: 3m VERTICAL
Job No : 03367AT/03368AT
Mode : 5985 TX RSE
Note : 6E WIFI 11AX80

	Freq	Cable Loss	Ant Factor	Preamp Factor	Read Level	Level	Limit	Over	Remark
	MHz	dB	dB/m	dB	dBuV	dBuV/m	dBuV/m	dB	
1	1289.627	3.74	24.86	38.36	40.69	30.93	68.20	-37.27	peak
2	1574.265	4.17	26.90	38.40	39.57	32.24	74.00	-41.76	peak
3	4341.886	7.02	34.34	35.84	38.03	43.55	74.00	-30.45	peak
4 q	8638.399	11.29	36.90	37.24	39.99	50.94	68.20	-17.26	peak
5	11970.000	13.08	37.77	37.56	31.33	44.62	74.00	-29.38	peak
6	17955.000	15.12	44.12	37.65	25.13	46.72	74.00	-27.28	peak



Test Mode: 30; Polarity: Horizontal; Modulation:802.11ax(Full RU0); Bandwidth:80MHz; Channel:middle

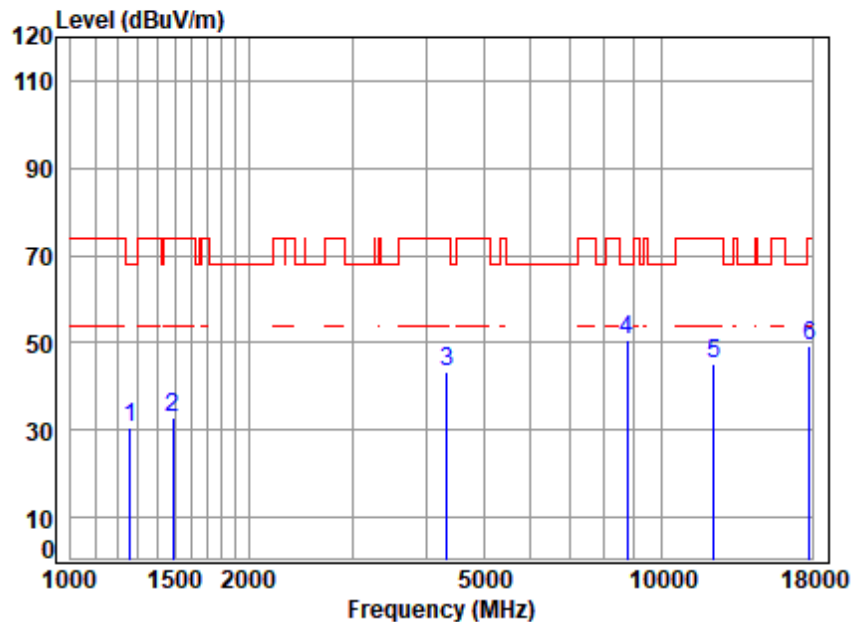


Site : chamber
Condition: 3m HORIZONTAL
Job No : 03367AT/03368AT
Mode : 6145 TX RSE
Note : 6E WIFI 11AX80

	Freq	Cable Loss	Ant Factor	Preamp Factor	Read Level	Level	Limit Line	Over Limit	Remark
	MHz	dB	dB/m	dB	dBuV	dBuV/m	dBuV/m	dB	
1	1293.359	3.74	24.84	38.36	40.34	30.56	68.20	-37.64	peak
2	1653.550	4.27	26.29	38.41	40.32	32.47	68.20	-35.73	peak
3	4469.214	7.10	33.97	35.75	38.31	43.63	68.20	-24.57	peak
4 q	8489.882	11.02	36.68	37.09	39.34	49.95	74.00	-24.05	peak
5	12290.000	13.23	37.90	37.47	31.56	45.22	74.00	-28.78	peak
6	17793.090	15.03	43.89	37.63	28.06	49.35	74.00	-24.65	peak



Test Mode: 30; Polarity: Vertical; Modulation:802.11ax(Full RU0); Bandwidth:80MHz; Channel:middle

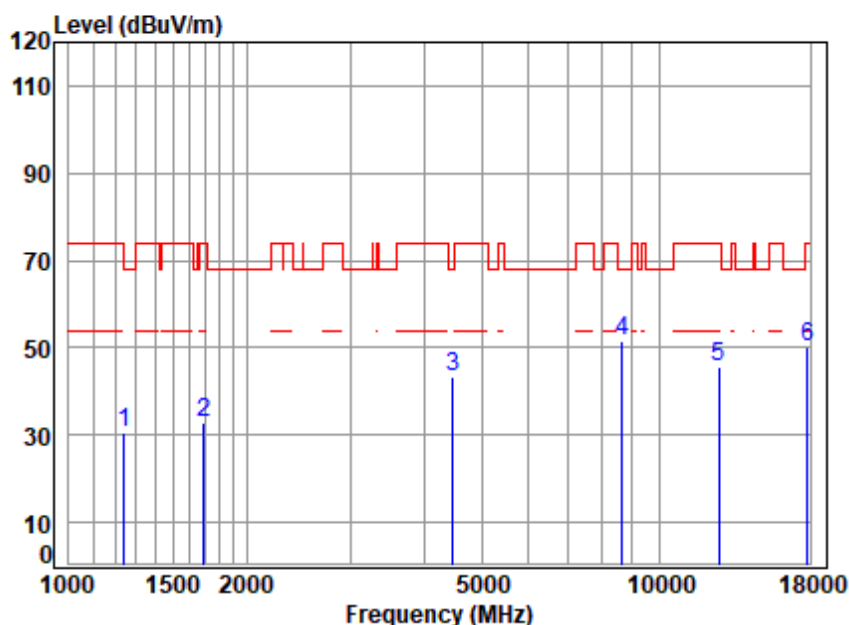


Site : chamber
Condition: 3m VERTICAL
Job No : 03367AT/03368AT
Mode : 6145 TX RSE
Note : 6E WIFI 11AX80

		Cable	Ant	Preamp	Read		Limit	Over	
	Freq	Loss	Factor	Factor	Level	Level	Line	Limit	Remark
	MHz	dB	dB/m	dB	dBuV	dBuV/m	dBuV/m	dB	
1	1260.149	3.69	25.04	38.35	40.28	30.66	68.20	-37.54	peak
2	1490.142	4.05	26.52	38.39	40.69	32.87	74.00	-41.13	peak
3	4341.886	7.02	34.34	35.84	37.96	43.48	74.00	-30.52	peak
4 q	8764.146	11.51	36.96	37.37	39.42	50.52	68.20	-17.68	peak
5	12290.000	13.23	37.90	37.47	31.63	45.29	74.00	-28.71	peak
6	17844.590	15.06	43.90	37.64	27.95	49.27	74.00	-24.73	peak



Test Mode: 30; Polarity: Horizontal; Modulation:802.11ax(Full RU0); Bandwidth:80MHz; Channel:High

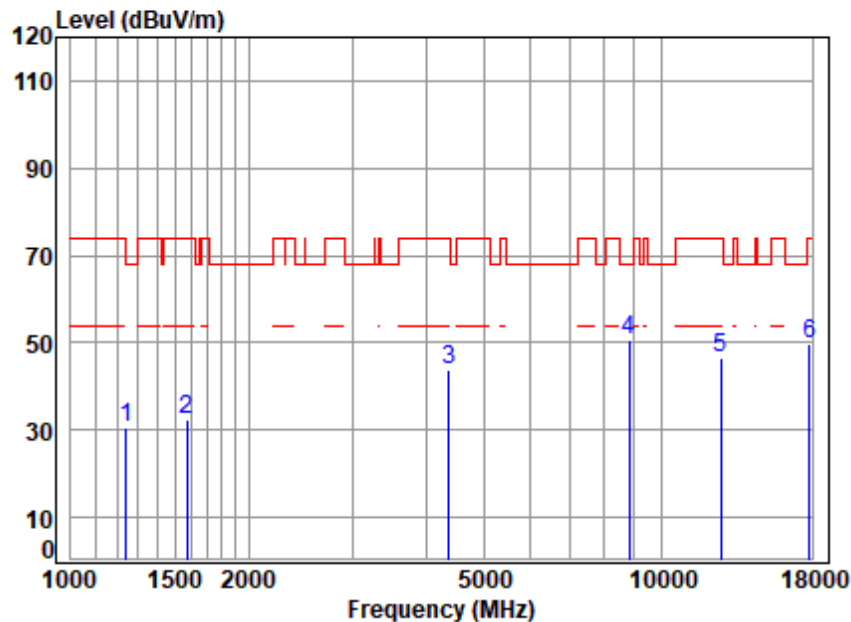


Site : chamber
Condition: 3m HORIZONTAL
Job No : 03367AT/03368AT
Mode : 6305 TX RSE
Note : 6E WIFI 11AX80

	Freq	Cable Loss	Ant Factor	Preamp Factor	Read Level	Level	Limit Line	Over Limit	Remark
	MHz	dB	dB/m	dB	dBuV	dBuV/m	dBuV/m	dB	
1	1242.068	3.66	24.99	38.35	40.14	30.44	68.20	-37.76	peak
2	1692.231	4.32	26.22	38.41	40.88	33.01	74.00	-40.99	peak
3	4469.214	7.10	33.97	35.75	38.20	43.52	68.20	-24.68	peak
4 q	8638.399	11.29	36.90	37.24	40.46	51.41	68.20	-16.79	peak
5	12610.000	13.37	37.92	37.38	31.93	45.84	74.00	-28.16	peak
6	17844.590	15.06	43.90	37.64	29.05	50.37	74.00	-23.63	peak



Test Mode: 30; Polarity: Vertical; Modulation:802.11ax(Full RU0); Bandwidth:80MHz; Channel:High

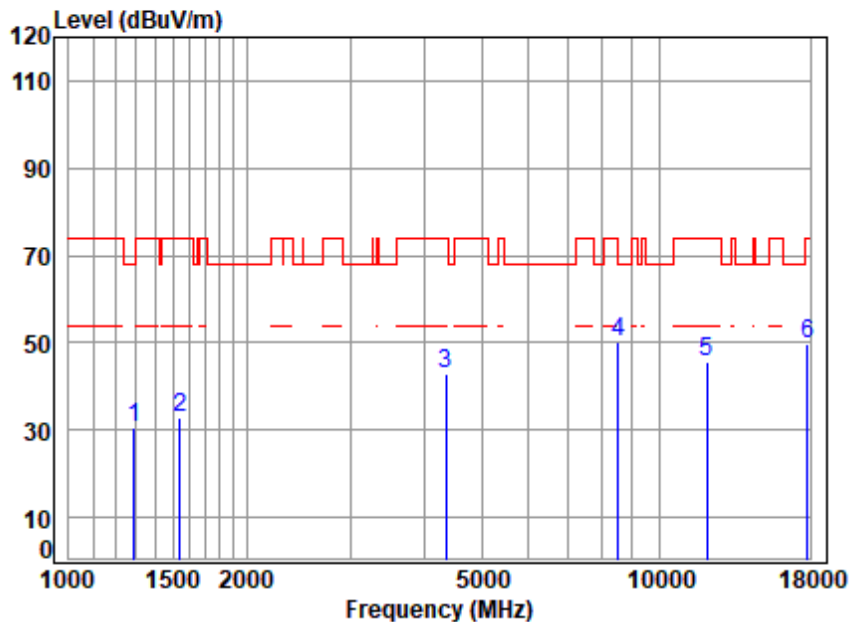


Site : chamber
Condition: 3m VERTICAL
Job No : 03367AT/03368AT
Mode : 6305 TX RSE
Note : 6E WIFI 11AX80

	Freq	Cable Loss	Ant Factor	Preamp Factor	Read Level	Level	Limit Line	Over Limit	Remark
	MHz	dB	dB/m	dB	dBuV	dBuV/m	dBuV/m	dB	
1	1242.068	3.66	24.99	38.35	40.40	30.70	68.20	-37.50	peak
2	1574.265	4.17	26.90	38.40	39.74	32.41	74.00	-41.59	peak
3	4367.058	7.04	34.54	35.82	38.21	43.97	74.00	-30.03	peak
4 q	8814.957	11.60	37.13	37.42	39.17	50.48	68.20	-17.72	peak
5	12610.000	13.37	37.92	37.38	32.84	46.75	74.00	-27.25	peak
6	17793.090	15.03	43.89	37.63	28.39	49.68	74.00	-24.32	peak



Test Mode: 30; Polarity: Horizontal; Modulation:802.11ax(Full RU0); Bandwidth:160MHz; Channel:Low

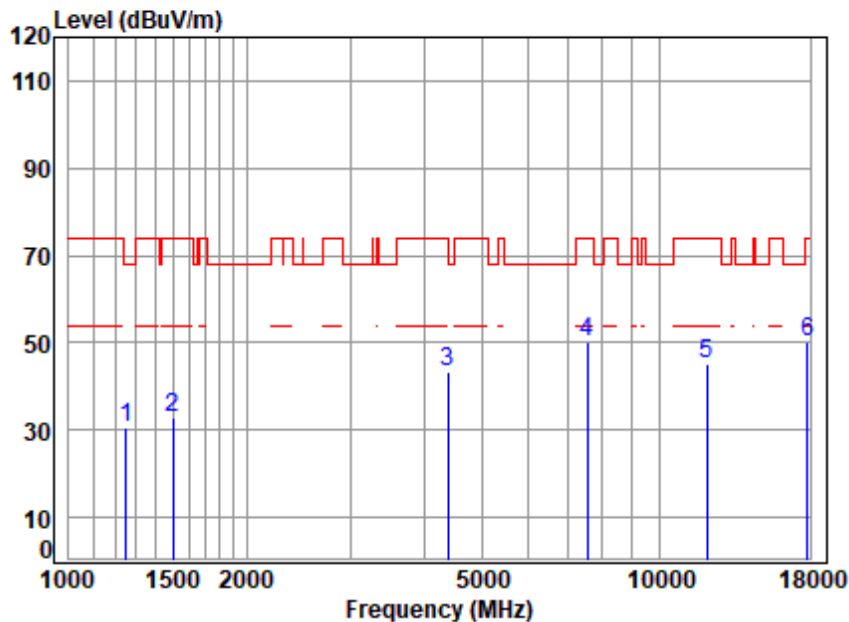


Site : chamber
Condition: 3m HORIZONTAL
Job No : 03367AT/03368AT
Mode : 6025 TX RSE
Note : 6E WIFI 11AX160

		Cable	Ant	Preamp	Read		Limit	Over	
Freq		Loss	Factor	Factor	Level	Level	Line	Limit	Remark
MHz		dB	dB/m	dB	dBuV	dBuV/m	dBuV/m	dB	
1	1289.627	3.74	24.86	38.36	40.41	30.65	68.20	-37.55	peak
2	1542.733	4.12	26.97	38.39	40.09	32.79	74.00	-41.21	peak
3	4354.454	7.03	34.44	35.83	37.47	43.11	74.00	-30.89	peak
4 q	8514.456	11.06	36.73	37.12	39.42	50.09	68.20	-18.11	peak
5	12050.000	13.11	37.75	37.54	32.10	45.42	74.00	-28.58	peak
6	17844.590	15.06	43.90	37.64	28.27	49.59	74.00	-24.41	peak



Test Mode: 30; Polarity: Vertical; Modulation:802.11ax(Full RU0); Bandwidth:160MHz; Channel:Low

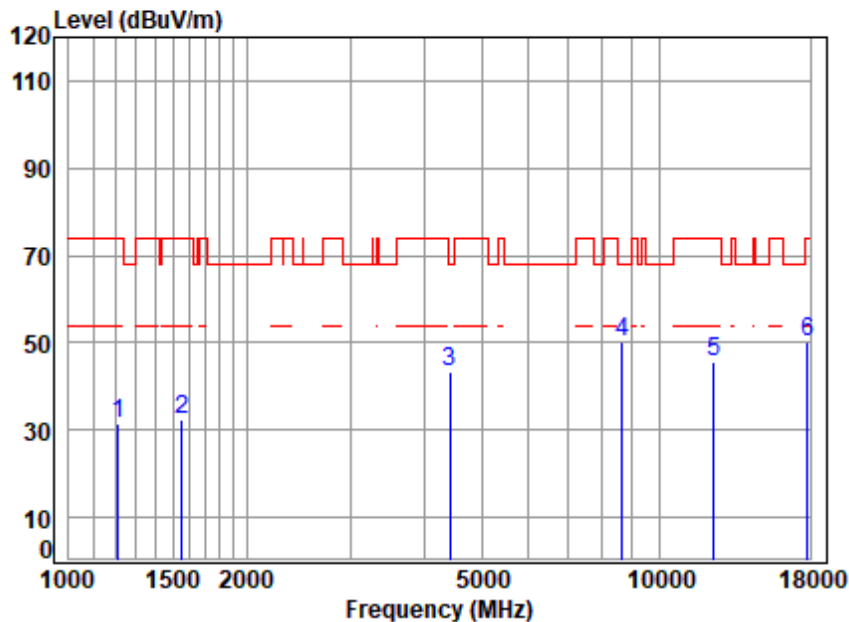


Site : chamber
 Condition: 3m VERTICAL
 Job No : 03367AT/03368AT
 Mode : 6025 TX RSE
 Note : 6E WIFI 11AX160

	Freq	Cable Loss	Ant Factor	Preamp Factor	Read Level	Level	Limit Line	Over Limit	Remark
	MHz	dB	dB/m	dB	dBuV	dBuV/m	dBuV/m	dB	
1	1249.269	3.67	25.09	38.35	40.34	30.75	68.20	-37.45	peak
2	1503.119	4.07	26.81	38.39	40.24	32.73	74.00	-41.27	peak
3	4392.376	7.05	34.74	35.80	37.52	43.51	74.00	-30.49	peak
4	7541.114	9.58	36.10	36.12	40.68	50.24	74.00	-23.76	peak
5	12050.000	13.11	37.75	37.54	31.71	45.03	74.00	-28.97	peak
6	17844.590	15.06	43.90	37.64	29.09	50.41	74.00	-23.59	peak



Test Mode: 30; Polarity: Horizontal; Modulation:802.11ax(Full RU0); Bandwidth:160MHz; Channel:High

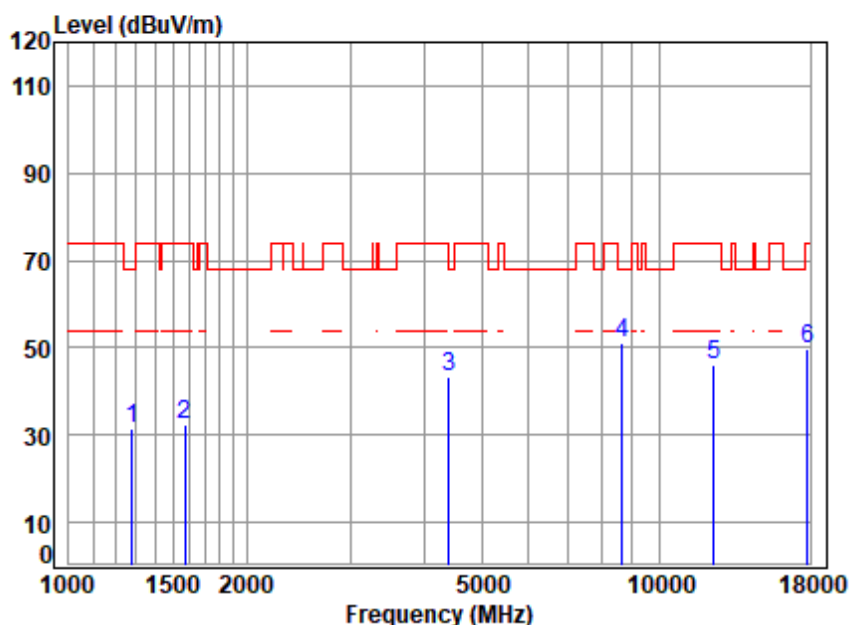


Site : chamber
Condition: 3m HORIZONTAL
Job No : 03367AT/03368AT
Mode : 6185 TX RSE
Note : 6E WIFI 11AX160

		Cable	Ant	Preamp	Read		Limit	Over	
	Freq	Loss	Factor	Factor	Level	Level	Line	Limit	Remark
	MHz	dB	dB/m	dB	dBuV	dBuV/m	dBuV/m	dB	
1	1210.174	3.60	24.54	38.34	41.73	31.53	74.00	-42.47	peak
2	1556.169	4.14	26.98	38.40	39.71	32.43	74.00	-41.57	peak
3	4417.841	7.07	34.59	35.78	37.49	43.37	68.20	-24.83	peak
4 q	8663.404	11.33	36.90	37.27	39.31	50.27	68.20	-17.93	peak
5	12370.000	13.26	37.90	37.44	31.81	45.53	74.00	-28.47	peak
6	17844.590	15.06	43.90	37.64	28.83	50.15	74.00	-23.85	peak



Test Mode: 30; Polarity: Vertical; Modulation:802.11ax(Full RU0); Bandwidth:160MHz; Channel:High

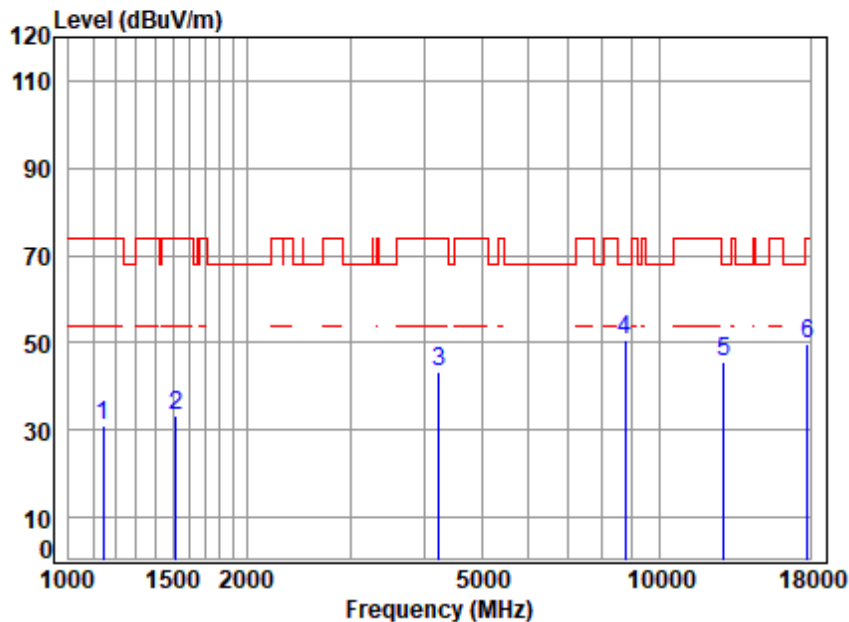


Site : chamber
Condition: 3m VERTICAL
Job No : 03367AT/03368AT
Mode : 6185 TX RSE
Note : 6E WIFI 11AX160

	Freq	Cable Loss	Ant Factor	Preamp Factor	Read Level	Level	Limit Line	Over Limit	Remark
	MHz	dB	dB/m	dB	dBuV	dBuV/m	dBuV/m	dB	
1	1278.492	3.72	24.93	38.35	41.08	31.38	68.20	-36.82	peak
2	1574.265	4.17	26.90	38.40	39.85	32.52	74.00	-41.48	peak
3	4405.090	7.06	34.74	35.79	37.27	43.28	68.20	-24.92	peak
4 q	8638.399	11.29	36.90	37.24	40.05	51.00	68.20	-17.20	peak
5	12370.000	13.26	37.90	37.44	32.15	45.87	74.00	-28.13	peak
6	17844.590	15.06	43.90	37.64	28.60	49.92	74.00	-24.08	peak



Test Mode: 31; Polarity: Horizontal; Modulation:802.11ax(Full RU0); Bandwidth:20MHz; Channel:Low



Site : chamber
Condition: 3m HORIZONTAL
Job No : 03367AT/03368AT
Mode : 6435 TX RSE
Note : 6E WIFI 11AX20

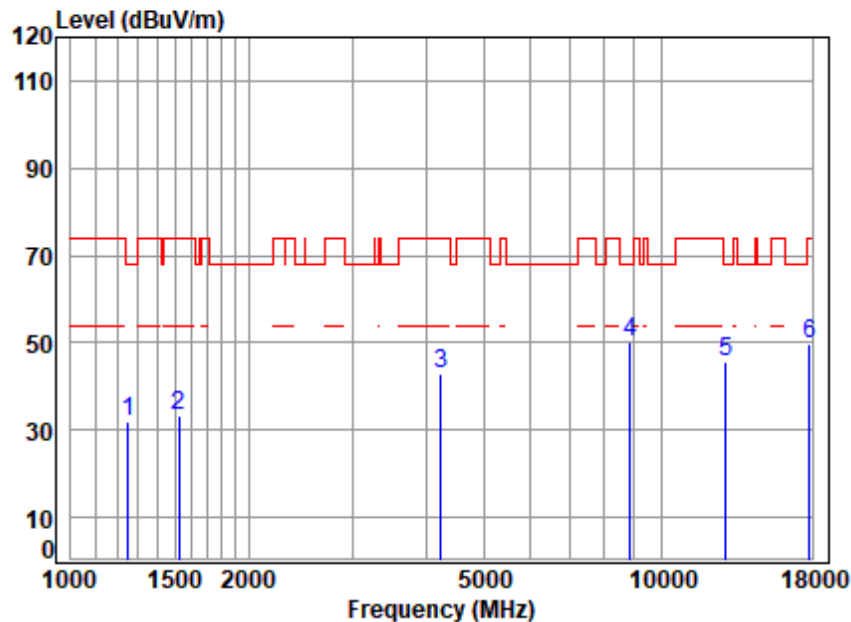
		Cable	Ant	Preamp	Read		Limit	Over	
	Freq	Loss	Factor	Factor	Level	Level	Line	Limit	Remark
	MHz	dB	dB/m	dB	dBuV	dBuV/m	dBuV/m	dB	
1	1142.201	3.48	23.87	38.33	41.93	30.95	74.00	-43.05	peak
2	1520.598	4.09	26.88	38.39	40.82	33.40	74.00	-40.60	peak
3	4230.396	6.94	33.80	35.92	38.48	43.30	74.00	-30.70	peak
4 q	8764.146	11.51	36.96	37.37	39.46	50.56	68.20	-17.64	peak
5	12870.000	13.49	38.17	37.31	31.50	45.85	68.20	-22.35	peak
6	17844.590	15.06	43.90	37.64	28.54	49.86	74.00	-24.14	peak



Unless otherwise agreed in writing, this document is issued by the Company subject to its General Conditions of Service printed overleaf, available on request or accessible at <https://www.sgs.com/en/Terms-and-Conditions>. Attention is drawn to the limitation of liability, indemnification and jurisdiction issues defined therein. Any holder of this document is advised that information contained hereon reflects the Company's findings at the time of its intervention only and within the limits of Client's instructions, if any. The Company's sole responsibility is to its Client and this document does not exonerate parties to a transaction from exercising all their rights and obligations under the transaction documents. This document cannot be reproduced except in full, without prior written approval of the Company. Any unauthorized alteration, forgery or falsification of the content or appearance of this document is unlawful and offenders may be prosecuted to the fullest extent of the law. Unless otherwise stated the results shown in this test report refer only to the sample(s) tested and such sample(s) are retained for 30 days only.

Attention: To check the authenticity of testing /inspection report & certificate, please contact us at telephone: (86-755) 8307 1443, or email: CN.Doccheck@sgs.com
No.1 Workshop, M-10, Middle Section, Science & Technology Park, Nanshan District, Shenzhen, Guangdong, China 518057 t (86-755) 26012053 f (86-755) 26710594 www.sgs.com.cn
中国·广东·深圳市南山区科技园中区M-10栋1号厂房 邮编: 518057 t (86-755) 26012053 f (86-755) 26710594 sgs.china@sgs.com

Test Mode: 31; Polarity: Vertical; Modulation:802.11ax(Full RU0); Bandwidth:20MHz; Channel:Low

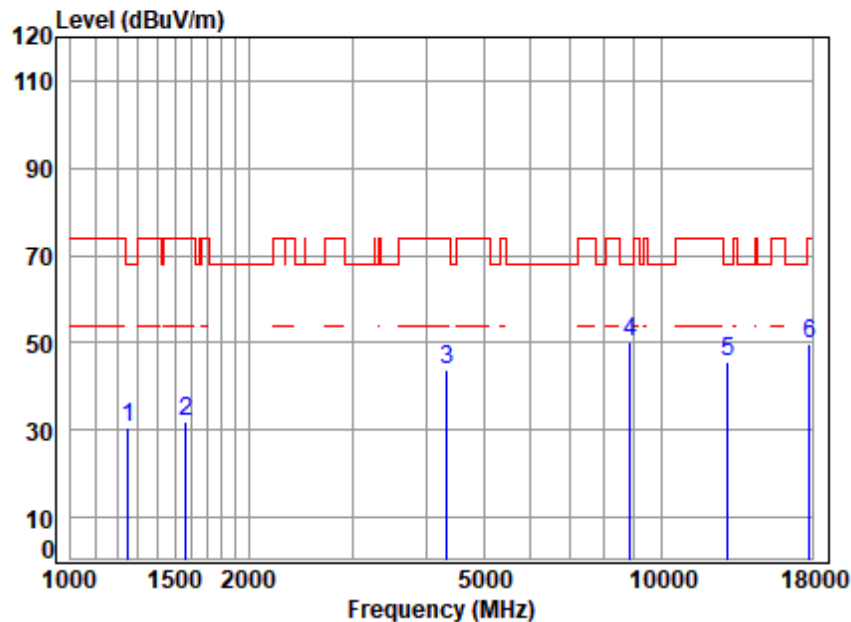


Site : chamber
Condition: 3m VERTICAL
Job No : 03367AT/03368AT
Mode : 6435 TX RSE
Note : 6E WIFI 11AX20

	Freq	Cable Loss	Ant Factor	Preamp Factor	Read Level	Level	Limit Line	Over Limit	Remark
	MHz	dB	dB/m	dB	dBuV	dBuV/m	dBuV/m	dB	
1	1249.269	3.67	25.09	38.35	41.59	32.00	68.20	-36.20	peak
2	1525.000	4.10	26.90	38.39	40.62	33.23	74.00	-40.77	peak
3	4230.396	6.94	33.80	35.92	38.20	43.02	74.00	-30.98	peak
4 q	8840.473	11.64	37.18	37.45	38.66	50.03	68.20	-18.17	peak
5	12870.000	13.49	38.17	37.31	31.39	45.74	68.20	-22.46	peak
6	17844.590	15.06	43.90	37.64	28.39	49.71	74.00	-24.29	peak



Test Mode: 31; Polarity: Horizontal; Modulation:802.11ax(Full RU0); Bandwidth:20MHz; Channel:middle

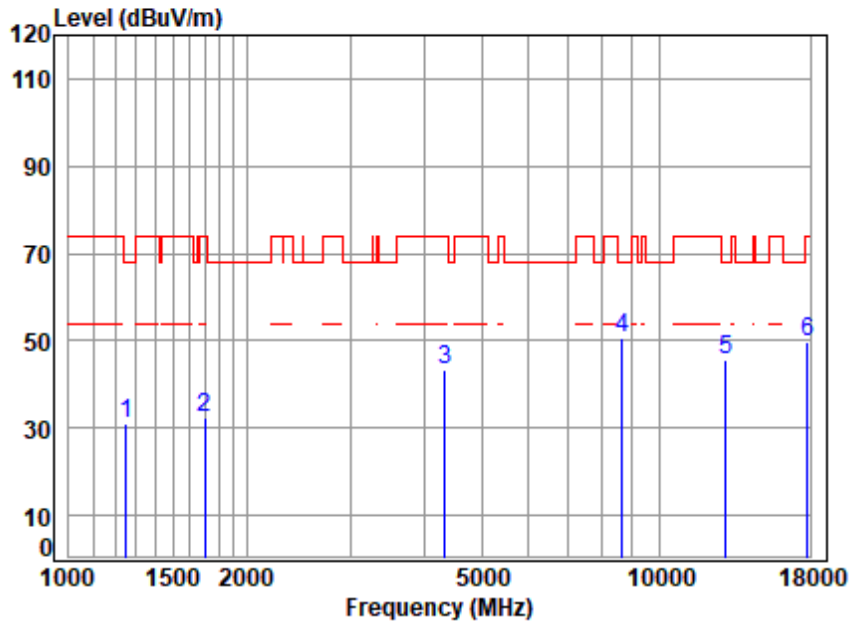


Site : chamber
Condition: 3m HORIZONTAL
Job No : 03367AT/03368AT
Mode : 6475 TX RSE
Note : 6E WIFI 11AX20

	Freq	Cable Loss	Ant Factor	Preamp Factor	Read Level	Level	Limit Line	Over Limit	Remark
	MHz	dB	dB/m	dB	dBuV	dBuV/m	dBuV/m	dB	
1	1249.269	3.67	25.09	38.35	40.32	30.73	68.20	-37.47	peak
2	1569.721	4.16	26.92	38.40	39.46	32.14	74.00	-41.86	peak
3	4341.886	7.02	34.34	35.84	38.10	43.62	74.00	-30.38	peak
4 q	8866.062	11.69	37.20	37.48	38.93	50.34	68.20	-17.86	peak
5	12950.000	13.53	38.15	37.28	31.39	45.79	68.20	-22.41	peak
6	17844.590	15.06	43.90	37.64	28.48	49.80	74.00	-24.20	peak



Test Mode: 31; Polarity: Vertical; Modulation:802.11ax(Full RU0); Bandwidth:20MHz; Channel:middle



Site : chamber
 Condition: 3m VERTICAL
 Job No : 03367AT/03368AT
 Mode : 6475 TX RSE
 Note : 6E WIFI 11AX20

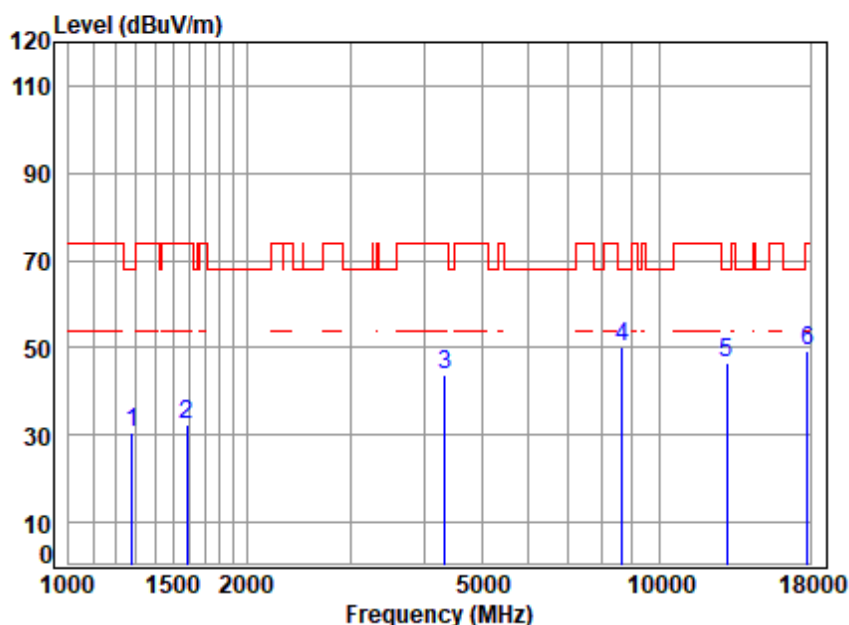
	Freq	Cable Loss	Ant Factor	Preamp Factor	Read Level	Level	Limit Line	Over Limit	Remark
	MHz	dB	dB/m	dB	dBuV	dBuV/m	dBuV/m	dB	
1	1249.269	3.67	25.09	38.35	40.61	31.02	68.20	-37.18	peak
2	1697.129	4.33	26.21	38.41	40.40	32.53	74.00	-41.47	peak
3	4341.886	7.02	34.34	35.84	37.88	43.40	74.00	-30.60	peak
4 q	8663.404	11.33	36.90	37.27	39.52	50.48	68.20	-17.72	peak
5	12950.000	13.53	38.15	37.28	31.37	45.77	68.20	-22.43	peak
6	17844.590	15.06	43.90	37.64	28.48	49.80	74.00	-24.20	peak



Unless otherwise agreed in writing, this document is issued by the Company subject to its General Conditions of Service printed overleaf, available on request or accessible at <https://www.sgs.com/en/Terms-and-Conditions>. Attention is drawn to the limitation of liability, indemnification and jurisdiction issues defined therein. Any holder of this document is advised that information contained hereon reflects the Company's findings at the time of its intervention only and within the limits of Client's instructions, if any. The Company's sole responsibility is to its Client and this document does not exonerate parties to a transaction from exercising all their rights and obligations under the transaction documents. This document cannot be reproduced except in full, without prior written approval of the Company. Any unauthorized alteration, forgery or falsification of the content or appearance of this document is unlawful and offenders may be prosecuted to the fullest extent of the law. Unless otherwise stated the results shown in this test report refer only to the sample(s) tested and such sample(s) are retained for 30 days only.

Attention: To check the authenticity of testing /inspection report & certificate, please contact us at telephone: (86-755) 8307 1443, or email: CN.Doccheck@sgs.com
 No.1 Workshop, M-10, Middle Section, Science & Technology Park, Nanshan District, Shenzhen, Guangdong, China 518057 t (86-755) 26012053 f (86-755) 26710594 www.sgs.com.cn
 中国·广东·深圳市南山区科技园中区M-10栋1号厂房 邮编: 518057 t (86-755) 26012053 f (86-755) 26710594 sgs.china@sgs.com

Test Mode: 31; Polarity: Horizontal; Modulation:802.11ax(Full RU0); Bandwidth:20MHz; Channel:High

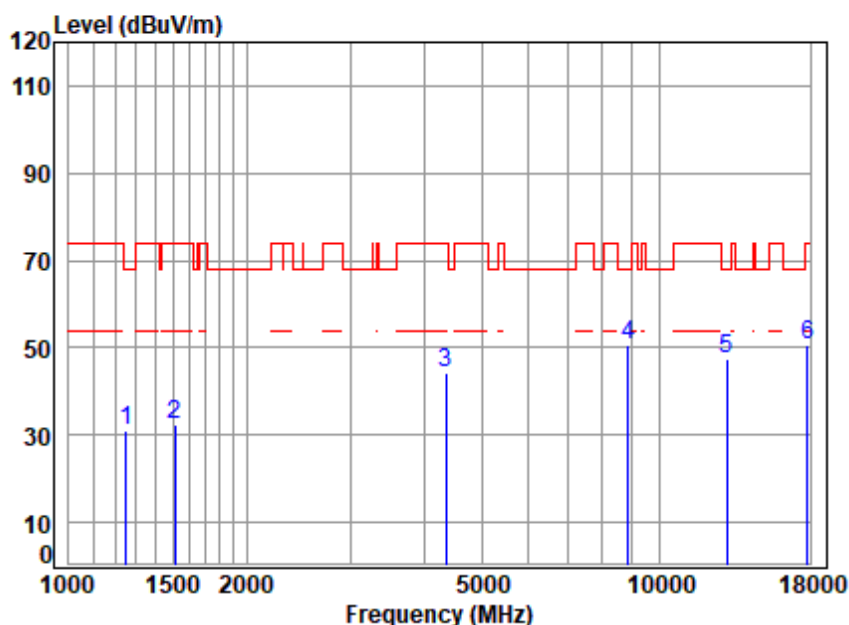


Site : chamber
Condition: 3m HORIZONTAL
Job No : 03367AT/03368AT
Mode : 6495 TX RSE
Note : 6E WIFI 11AX20

	Freq	Cable Loss	Ant Factor	Preamp Factor	Read Level	Level	Limit	Over	Remark
	MHz	dB	dB/m	dB	dBuV	dBuV/m	dBuV/m	dB	
1	1282.193	3.72	24.91	38.35	40.07	30.35	68.20	-37.85	peak
2	1583.392	4.18	26.87	38.40	39.53	32.18	74.00	-41.82	peak
3	4341.886	7.02	34.34	35.84	38.18	43.70	74.00	-30.30	peak
4 q	8663.404	11.33	36.90	37.27	39.39	50.35	68.20	-17.85	peak
5	12990.000	13.55	38.11	37.27	32.20	46.59	68.20	-21.61	peak
6	17844.590	15.06	43.90	37.64	28.07	49.39	74.00	-24.61	peak



Test Mode: 31; Polarity: Vertical; Modulation:802.11ax(Full RU0); Bandwidth:20MHz; Channel:High

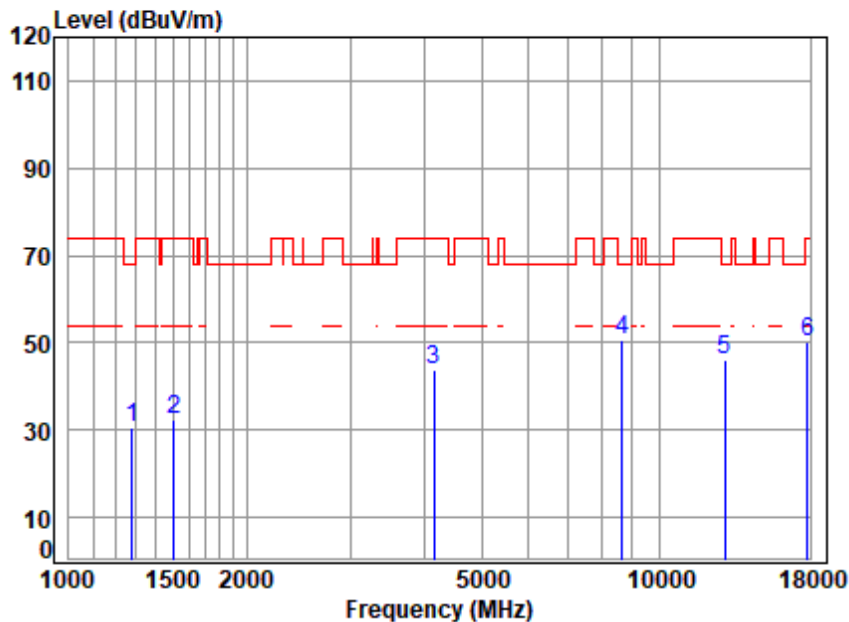


Site : chamber
Condition: 3m VERTICAL
Job No : 03367AT/03368AT
Mode : 6495 TX RSE
Note : 6E WIFI 11AX20

	Freq	Cable Loss	Ant Factor	Preamp Factor	Read Level	Level	Limit	Over	Remark
	MHz	dB	dB/m	dB	dBuV	dBuV/m	dBuV/m	dB	
1	1252.885	3.67	25.08	38.35	40.59	30.99	68.20	-37.21	peak
2	1511.833	4.08	26.85	38.39	39.92	32.46	74.00	-41.54	peak
3	4354.454	7.03	34.44	35.83	38.55	44.19	74.00	-29.81	peak
4 q	8866.062	11.69	37.20	37.48	39.10	50.51	68.20	-17.69	peak
5	12990.000	13.55	38.11	37.27	33.01	47.40	68.20	-20.80	peak
6	17844.590	15.06	43.90	37.64	29.21	50.53	74.00	-23.47	peak



Test Mode: 31; Polarity: Horizontal; Modulation:802.11ax(Full RU0); Bandwidth:40MHz; Channel:Low

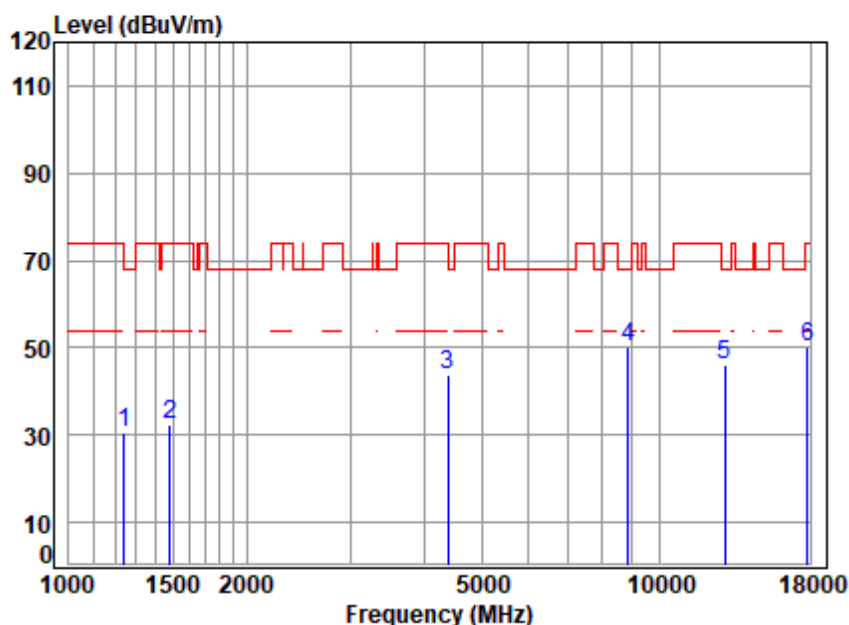


Site : chamber
Condition: 3m HORIZONTAL
Job No : 03367AT/03368AT
Mode : 6445 TX RSE
Note : 6E WIFI 11AX40

	Freq	Cable Loss	Ant Factor	Preamp Factor	Read Level	Level	Limit	Over	Remark
	MHz	dB	dB/m	dB	dBuV	dBuV/m	dBuV/m	dB	
1	1278.492	3.72	24.93	38.35	40.21	30.51	68.20	-37.69	peak
2	1507.470	4.07	26.83	38.39	39.73	32.24	74.00	-41.76	peak
3	4157.664	6.89	33.80	35.98	38.99	43.70	74.00	-30.30	peak
4 q	8638.399	11.29	36.90	37.24	39.66	50.61	68.20	-17.59	peak
5	12890.000	13.50	38.19	37.30	31.75	46.14	68.20	-22.06	peak
6	17844.590	15.06	43.90	37.64	28.68	50.00	74.00	-24.00	peak



Test Mode: 31; Polarity: Vertical; Modulation:802.11ax(Full RU0); Bandwidth:40MHz; Channel:Low

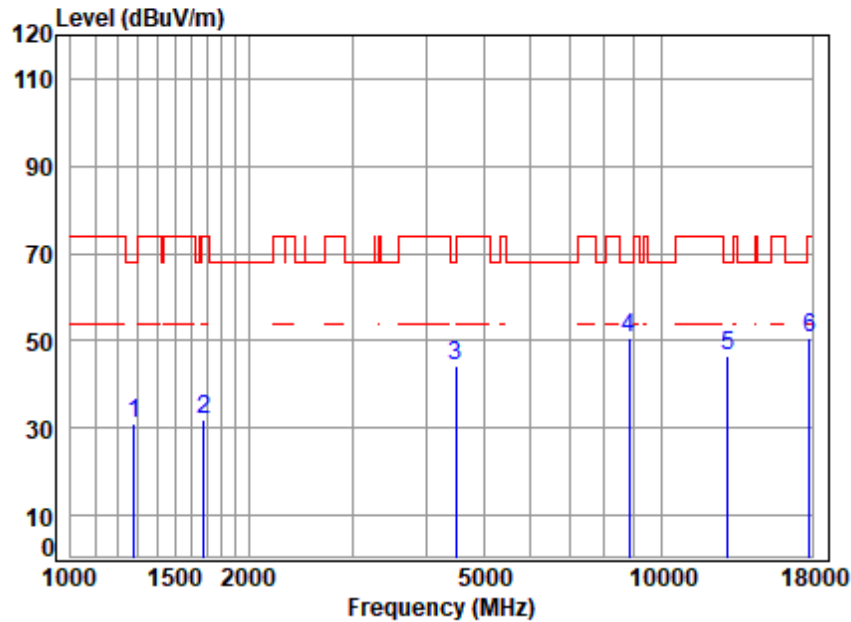


Site : chamber
Condition: 3m VERTICAL
Job No : 03367AT/03368AT
Mode : 6445 TX RSE
Note : 6E WIFI 11AX40

	Freq	Cable Loss	Ant Factor	Preamp Factor	Read Level	Level	Limit Line	Over Limit	Remark
	MHz	dB	dB/m	dB	dBuV	dBuV/m	dBuV/m	dB	
1	1242.068	3.66	24.99	38.35	40.34	30.64	68.20	-37.56	peak
2	1485.841	4.04	26.40	38.39	40.25	32.30	74.00	-41.70	peak
3	4392.376	7.05	34.74	35.80	37.61	43.60	74.00	-30.40	peak
4 q	8866.062	11.69	37.20	37.48	38.59	50.00	68.20	-18.20	peak
5	12890.000	13.50	38.19	37.30	31.86	46.25	68.20	-21.95	peak
6	17844.590	15.06	43.90	37.64	29.00	50.32	74.00	-23.68	peak



Test Mode: 31; Polarity: Horizontal; Modulation:802.11ax(Full RU0); Bandwidth:40MHz; Channel:High

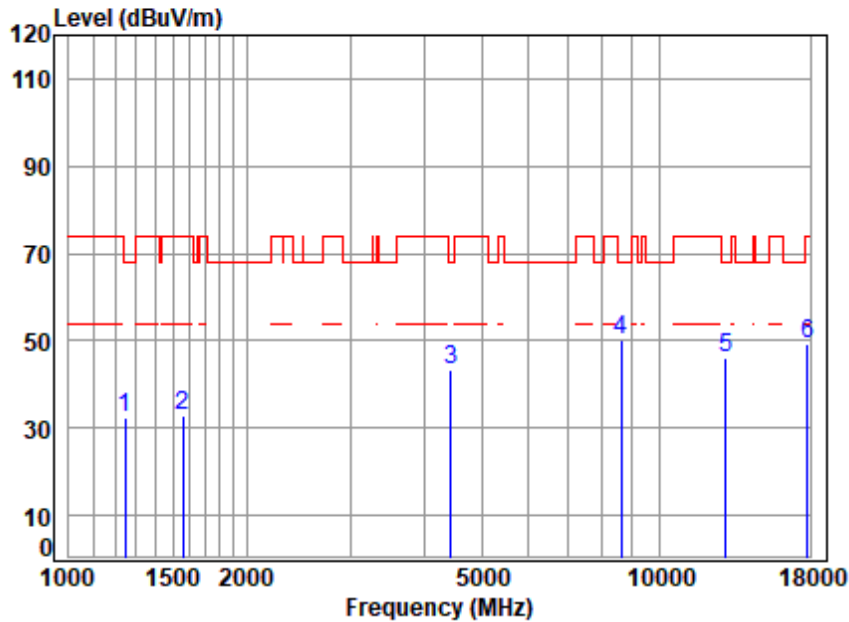


Site : chamber
Condition: 3m HORIZONTAL
Job No : 03367AT/03368AT
Mode : 6485 TX RSE
Note : 6E WIFI 11AX40

	Freq	Cable Loss	Ant Factor	Preamp Factor	Read Level	Level	Limit Line	Over Limit	Remark
	MHz	dB	dB/m	dB	dBuV	dBuV/m	dBuV/m	dB	
1	1278.492	3.72	24.93	38.35	40.84	31.14	68.20	-37.06	peak
2	1682.477	4.31	26.24	38.41	39.74	31.88	74.00	-42.12	peak
3	4495.125	7.12	33.66	35.73	39.19	44.24	68.20	-23.96	peak
4 q	8814.957	11.60	37.13	37.42	39.45	50.76	68.20	-17.44	peak
5	12970.000	13.54	38.13	37.28	31.96	46.35	68.20	-21.85	peak
6	17844.590	15.06	43.90	37.64	29.53	50.85	74.00	-23.15	peak



Test Mode: 31; Polarity: Vertical; Modulation:802.11ax(Full RU0); Bandwidth:40MHz; Channel:High

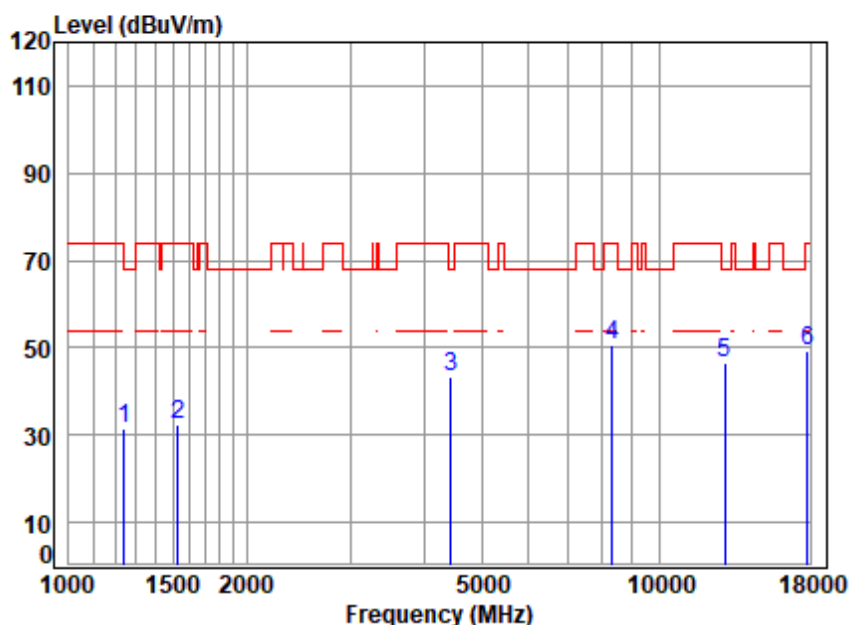


Site : chamber
Condition: 3m VERTICAL
Job No : 03367AT/03368AT
Mode : 6485 TX RSE
Note : 6E WIFI 11AX40

	Freq	Cable Loss	Ant Factor	Preamp Factor	Read Level	Level	Limit Line	Over Limit	Remark
	MHz	dB	dB/m	dB	dBuV	dBuV/m	dBuV/m	dB	
1	1245.663	3.66	25.04	38.35	41.85	32.20	68.20	-36.00	peak
2	1560.673	4.15	26.96	38.40	40.17	32.88	74.00	-41.12	peak
3	4430.628	7.08	34.43	35.77	37.48	43.22	68.20	-24.98	peak
4 q	8613.468	11.24	36.90	37.22	39.23	50.15	68.20	-18.05	peak
5	12970.000	13.54	38.13	37.28	31.56	45.95	68.20	-22.25	peak
6	17844.590	15.06	43.90	37.64	28.01	49.33	74.00	-24.67	peak



Test Mode: 31; Polarity: Horizontal; Modulation:802.11ax(Full RU0); Bandwidth:80MHz; Channel:middle

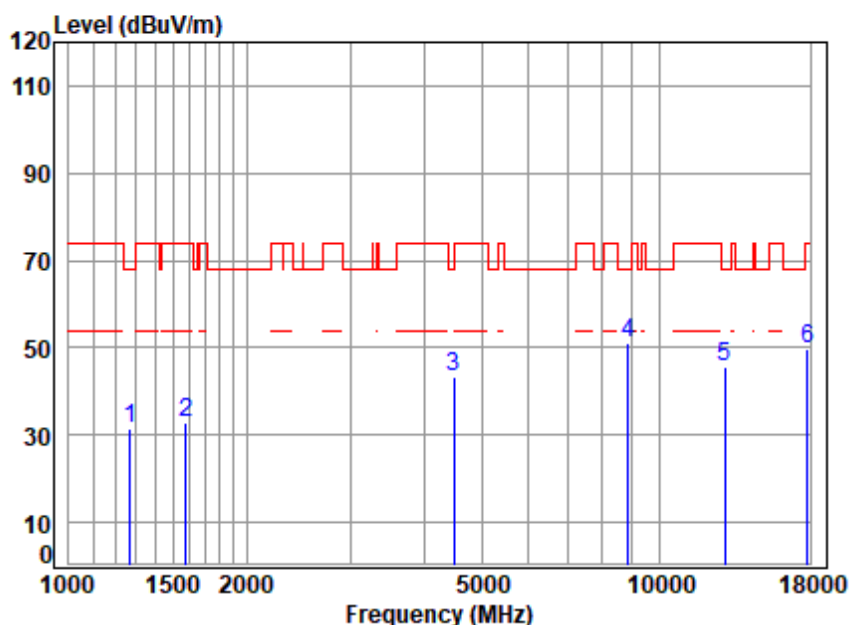


Site : chamber
Condition: 3m HORIZONTAL
Job No : 03367AT/03368AT
Mode : 6465 TX RSE
Note : 6E WIFI 11AX80

	Freq	Cable Loss	Ant Factor	Preamp Factor	Read Level	Level	Limit	Over Limit	Remark
	MHz	dB	dB/m	dB	dBuV	dBuV/m	dBuV/m	dB	
1	1242.068	3.66	24.99	38.35	41.08	31.38	68.20	-36.82	peak
2	1529.414	4.10	26.92	38.39	39.83	32.46	74.00	-41.54	peak
3	4430.628	7.08	34.43	35.77	37.74	43.48	68.20	-24.72	peak
4	8319.836	10.71	36.70	36.91	40.23	50.73	74.00	-23.27	peak
5	12930.000	13.52	38.17	37.29	32.22	46.62	68.20	-21.58	peak
6	17844.590	15.06	43.90	37.64	27.86	49.18	74.00	-24.82	peak



Test Mode: 31; Polarity: Vertical; Modulation:802.11ax(Full RU0); Bandwidth:80MHz; Channel:middle

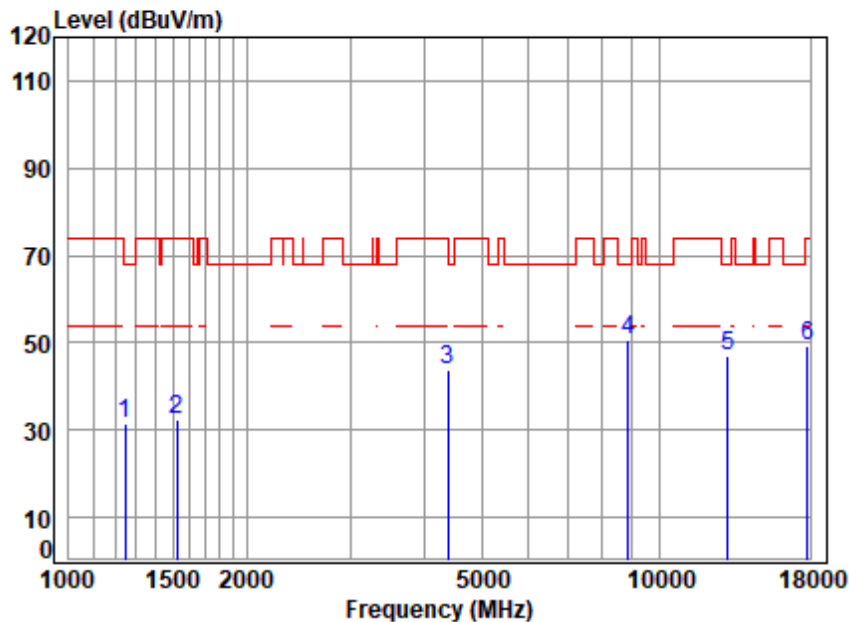


Site : chamber
Condition: 3m VERTICAL
Job No : 03367AT/03368AT
Mode : 6465 TX RSE
Note : 6E WIFI 11AX80

		Cable	Ant	Preamp	Read		Limit	Over	
	Freq	Loss	Factor	Factor	Level	Level	Line	Limit	Remark
	MHz	dB	dB/m	dB	dBuV	dBuV/m	dBuV/m	dB	
1	1271.123	3.71	24.97	38.35	41.29	31.62	68.20	-36.58	peak
2	1578.822	4.17	26.88	38.40	40.40	33.05	74.00	-40.95	peak
3	4482.150	7.11	33.81	35.74	38.08	43.26	68.20	-24.94	peak
4 q	8840.473	11.64	37.18	37.45	39.56	50.93	68.20	-17.27	peak
5	12930.000	13.52	38.17	37.29	31.06	45.46	68.20	-22.74	peak
6	17793.090	15.03	43.89	37.63	28.46	49.75	74.00	-24.25	peak



Test Mode: 32; Polarity: Horizontal; Modulation:802.11ax(Full RU0); Bandwidth:20MHz; Channel:Low

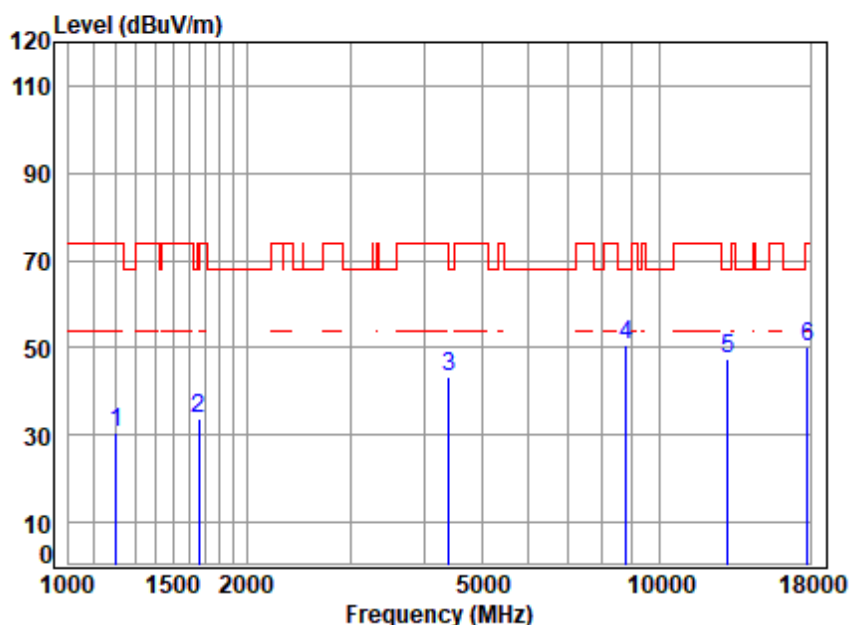


Site : chamber
Condition: 3m HORIZONTAL
Job No : 03367AT/03368AT
Mode : 6535 TX RSE
Note : 6E WIFI 11AX20

	Freq	Cable Loss	Ant Factor	Preamp Factor	Read Level	Level	Limit Line	Over Limit	Remark
	MHz	dB	dB/m	dB	dBuV	dBuV/m	dBuV/m	dB	
1	1245.663	3.66	25.04	38.35	41.06	31.41	68.20	-36.79	peak
2	1525.000	4.10	26.90	38.39	39.74	32.35	74.00	-41.65	peak
3	4392.376	7.05	34.74	35.80	37.72	43.71	74.00	-30.29	peak
4 q	8840.473	11.64	37.18	37.45	39.28	50.65	68.20	-17.55	peak
5	13070.000	13.57	38.31	37.27	32.49	47.10	68.20	-21.10	peak
6	17793.090	15.03	43.89	37.63	28.16	49.45	74.00	-24.55	peak



Test Mode: 32; Polarity: Vertical; Modulation:802.11ax(Full RU0); Bandwidth:20MHz; Channel:Low

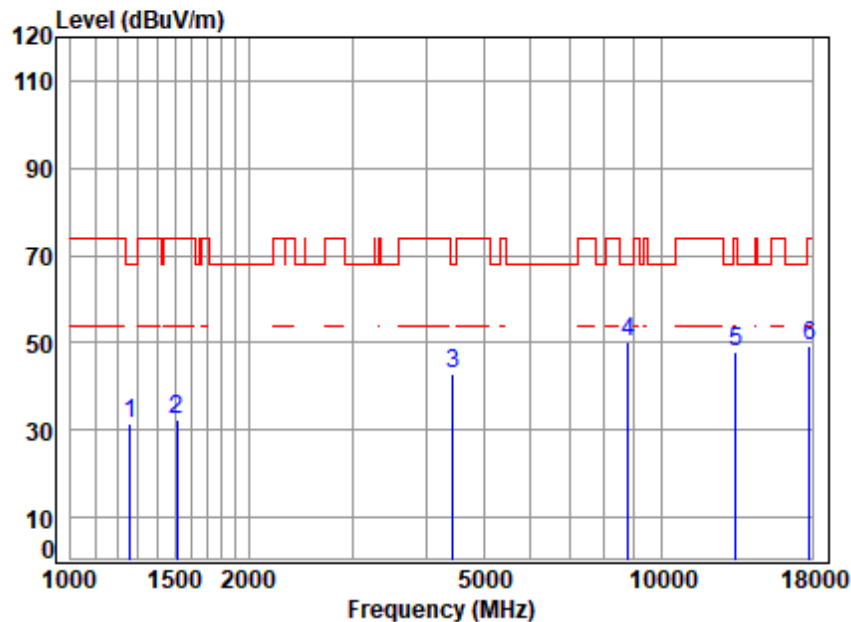


Site : chamber
Condition: 3m VERTICAL
Job No : 03367AT/03368AT
Mode : 6535 TX RSE
Note : 6E WIFI 11AX20

	Freq	Cable Loss	Ant Factor	Preamp Factor	Read Level	Level	Limit Line	Over Limit	Remark
	MHz	dB	dB/m	dB	dBuV	dBuV/m	dBuV/m	dB	
1	1203.199	3.59	24.44	38.34	40.91	30.60	74.00	-43.40	peak
2	1658.337	4.28	26.28	38.41	41.75	33.90	68.20	-34.30	peak
3	4405.090	7.06	34.74	35.79	37.47	43.48	68.20	-24.72	peak
4 q	8789.516	11.55	37.06	37.40	39.32	50.53	68.20	-17.67	peak
5	13070.000	13.57	38.31	37.27	33.01	47.62	68.20	-20.58	peak
6	17844.590	15.06	43.90	37.64	28.74	50.06	74.00	-23.94	peak



Test Mode: 32; Polarity: Horizontal; Modulation:802.11ax(Full RU0); Bandwidth:20MHz; Channel:middle

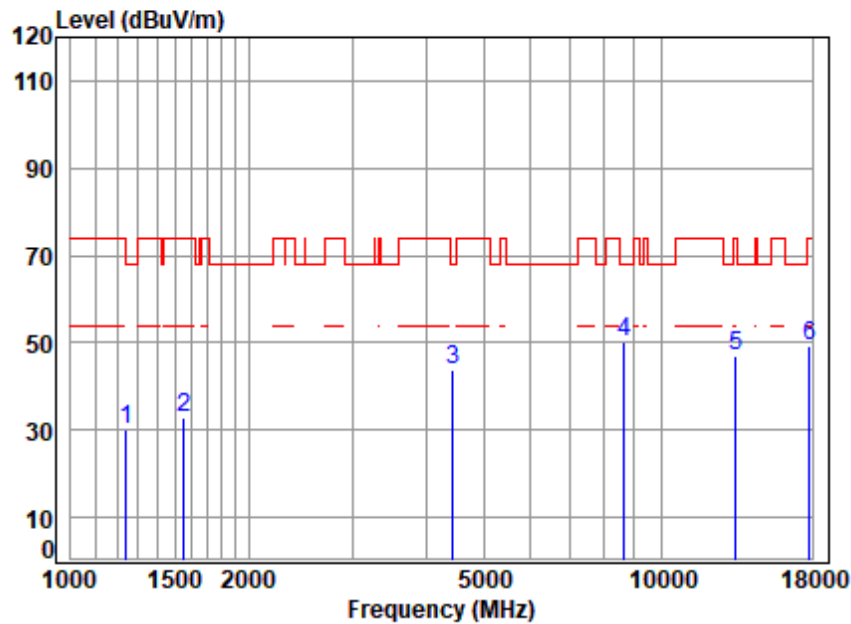


Site : chamber
Condition: 3m HORIZONTAL
Job No : 03367AT/03368AT
Mode : 6695 TX RSE
Note : 6E WIFI 11AX20

	Freq	Cable Loss	Ant Factor	Preamp Factor	Read Level	Level	Limit Line	Over Limit	Remark
	MHz	dB	dB/m	dB	dBuV	dBuV/m	dBuV/m	dB	
1	1260.149	3.69	25.04	38.35	41.01	31.39	68.20	-36.81	peak
2	1511.833	4.08	26.85	38.39	39.74	32.28	74.00	-41.72	peak
3	4430.628	7.08	34.43	35.77	37.25	42.99	68.20	-25.21	peak
4 q	8789.516	11.55	37.06	37.40	38.83	50.04	68.20	-18.16	peak
5	13390.000	13.65	38.78	37.25	32.69	47.87	74.00	-26.13	peak
6	17793.090	15.03	43.89	37.63	27.91	49.20	74.00	-24.80	peak



Test Mode: 32; Polarity: Vertical; Modulation:802.11ax(Full RU0); Bandwidth:20MHz; Channel:middle

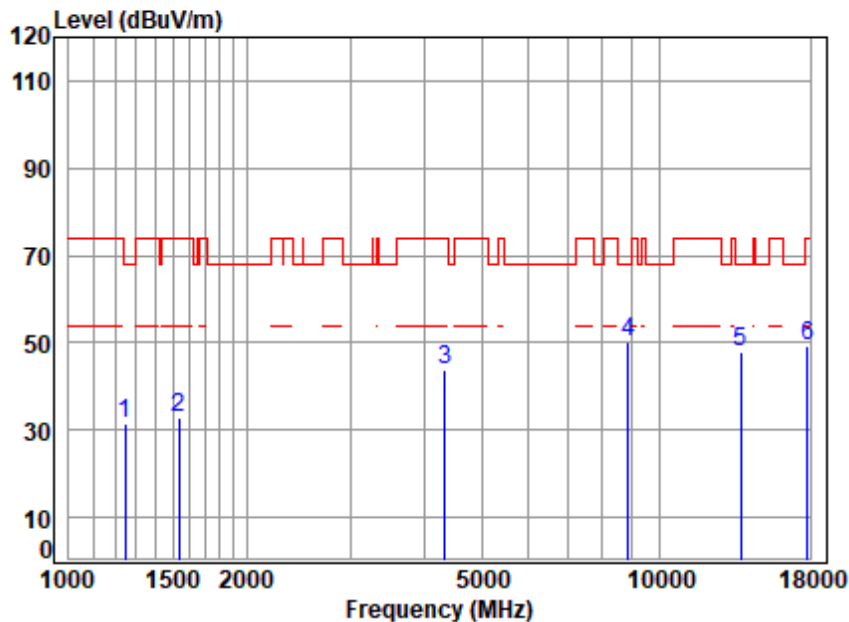


Site : chamber
Condition: 3m VERTICAL
Job No : 03367AT/03368AT
Mode : 6695 TX RSE
Note : 6E WIFI 11AX20

	Freq	Cable Loss	Ant Factor	Preamp Factor	Read Level	Level	Limit	Over Limit	Remark
	MHz	dB	dB/m	dB	dBuV	dBuV/m	dBuV/m	dB	
1	1242.068	3.66	24.99	38.35	39.86	30.16	68.20	-38.04	peak
2	1556.169	4.14	26.98	38.40	39.99	32.71	74.00	-41.29	peak
3	4443.453	7.09	34.28	35.77	38.02	43.62	68.20	-24.58	peak
4 q	8663.404	11.33	36.90	37.27	39.35	50.31	68.20	-17.89	peak
5	13390.000	13.65	38.78	37.25	31.97	47.15	74.00	-26.85	peak
6	17844.590	15.06	43.90	37.64	28.14	49.46	74.00	-24.54	peak



Test Mode: 32; Polarity: Horizontal; Modulation:802.11ax(Full RU0); Bandwidth:20MHz; Channel:High

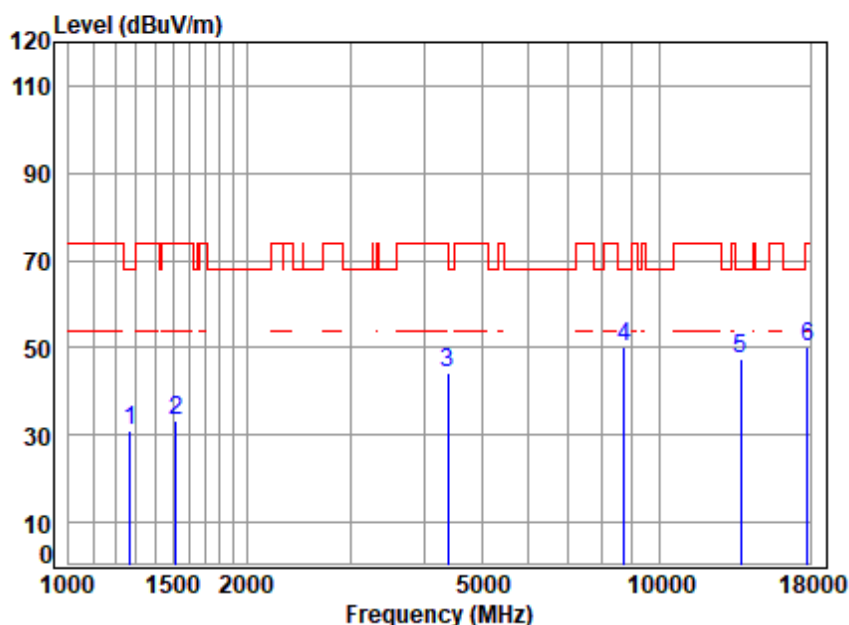


Site : chamber
Condition: 3m HORIZONTAL
Job No : 03367AT/03368AT
Mode : 6855 TX RSE
Note : 6E WIFI 11AX20

	Freq	Cable Loss	Ant Factor	Preamp Factor	Read Level	Level	Limit Line	Over Limit	Remark
	MHz	dB	dB/m	dB	dBuV	dBuV/m	dBuV/m	dB	
1	1245.663	3.66	25.04	38.35	41.13	31.48	68.20	-36.72	peak
2	1538.281	4.12	26.95	38.39	40.33	33.01	74.00	-40.99	peak
3	4329.354	7.01	34.23	35.85	38.19	43.58	74.00	-30.42	peak
4 q	8840.473	11.64	37.18	37.45	38.63	50.00	68.20	-18.20	peak
5	13710.000	13.72	39.12	37.23	32.20	47.81	68.20	-20.39	peak
6	17844.590	15.06	43.90	37.64	28.17	49.49	74.00	-24.51	peak



Test Mode: 32; Polarity: Vertical; Modulation:802.11ax(Full RU0); Bandwidth:20MHz; Channel:High

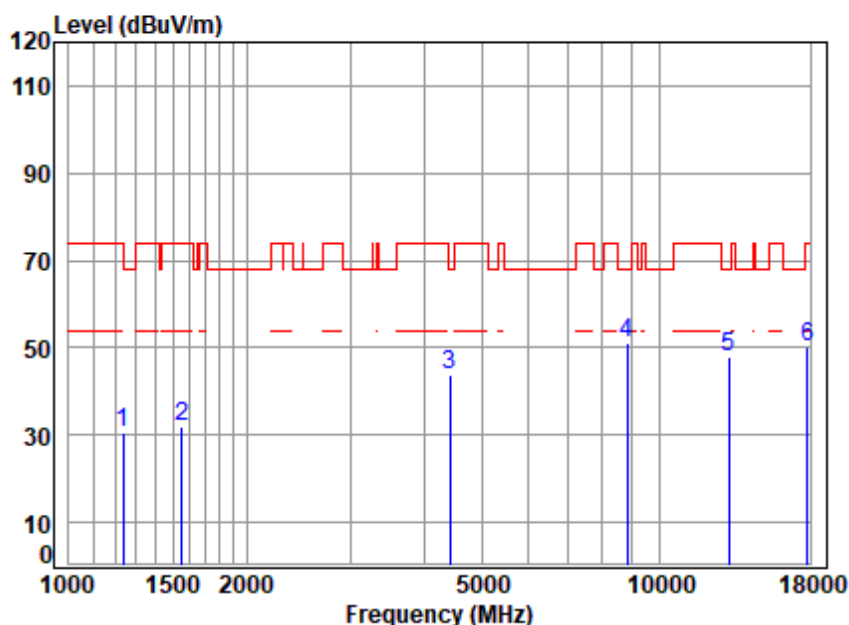


Site : chamber
Condition: 3m VERTICAL
Job No : 03367AT/03368AT
Mode : 6855 TX RSE
Note : 6E WIFI 11AX20

		Cable	Ant	Preamp	Read		Limit	Over	
	Freq	Loss	Factor	Factor	Level	Level	Line	Limit	Remark
	MHz	dB	dB/m	dB	dBuV	dBuV/m	dBuV/m	dB	
1	1271.123	3.71	24.97	38.35	40.63	30.96	68.20	-37.24	peak
2	1516.210	4.08	26.86	38.39	40.68	33.23	74.00	-40.77	peak
3	4392.376	7.05	34.74	35.80	38.33	44.32	74.00	-29.68	peak
4 q	8713.630	11.42	36.90	37.32	39.24	50.24	68.20	-17.96	peak
5	13710.000	13.72	39.12	37.23	31.85	47.46	68.20	-20.74	peak
6	17844.590	15.06	43.90	37.64	28.75	50.07	74.00	-23.93	peak



Test Mode: 32; Polarity: Horizontal; Modulation: 802.11ax(Full RU0); Bandwidth: 40MHz; Channel: Low

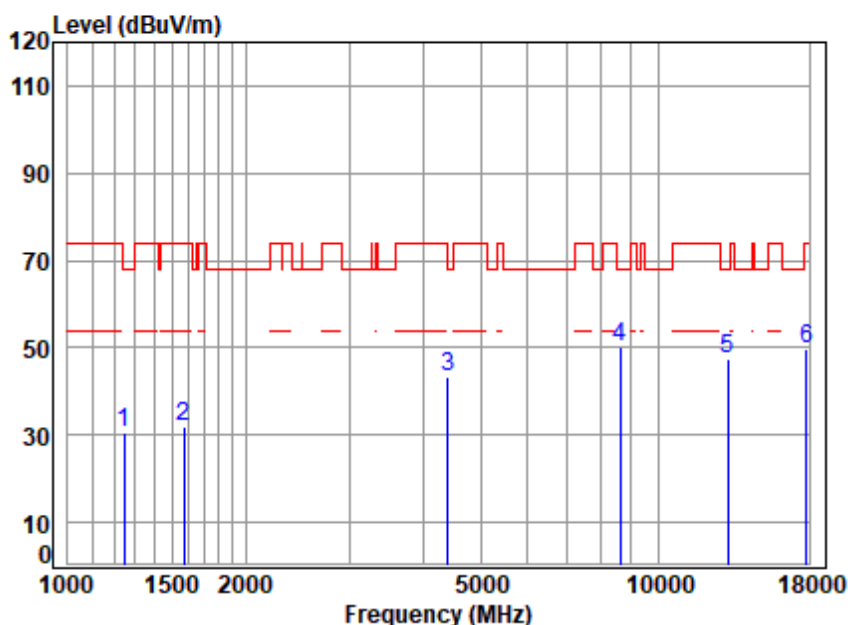


Site : chamber
Condition: 3m HORIZONTAL
Job No : 03367AT/03368AT
Mode : 6565 TX RSE
Note : 6E WIFI 11AX40

		Cable	Ant	Preamp	Read		Limit	Over	
	Freq	Loss	Factor	Factor	Level	Level	Line	Limit	Remark
	MHz	dB	dB/m	dB	dBuV	dBuV/m	dBuV/m	dB	
1	1234.909	3.64	24.89	38.35	40.57	30.75	74.00	-43.25	peak
2	1551.677	4.13	26.99	38.40	39.21	31.93	74.00	-42.07	peak
3	4417.841	7.07	34.59	35.78	38.14	44.02	68.20	-24.18	peak
4 q	8814.957	11.60	37.13	37.42	39.84	51.15	68.20	-17.05	peak
5	13130.000	13.58	38.46	37.26	33.34	48.12	68.20	-20.08	peak
6	17844.590	15.06	43.90	37.64	28.66	49.98	74.00	-24.02	peak



Test Mode: 32; Polarity: Vertical; Modulation:802.11ax(Full RU0); Bandwidth:40MHz; Channel:Low

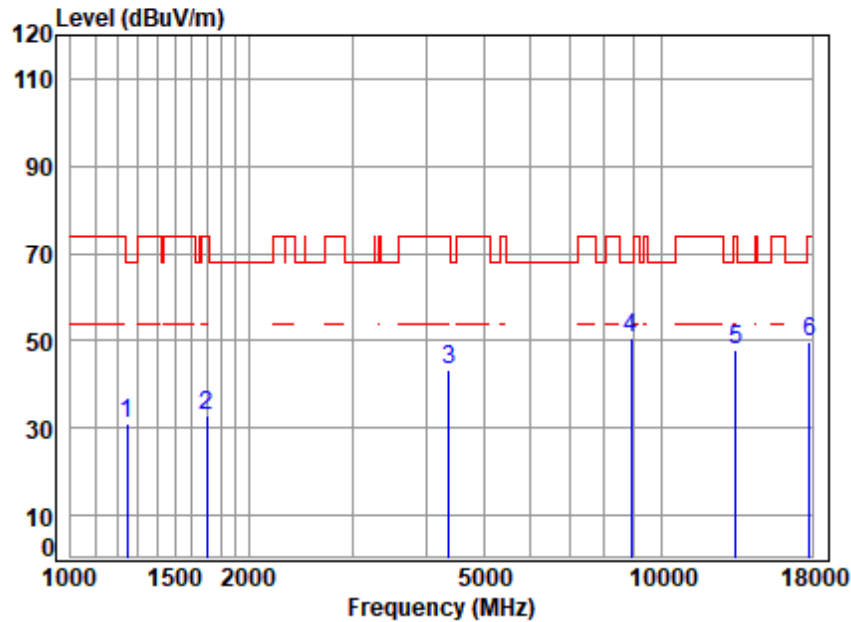


Site : chamber
Condition: 3m VERTICAL
Job No : 03367AT/03368AT
Mode : 6565 TX RSE
Note : 6E WIFI 11AX40

	Freq	Cable Loss	Ant Factor	Preamp Factor	Read Level	Level	Limit	Over	Remark
	MHz	dB	dB/m	dB	dBuV	dBuV/m	dBuV/m	dB	
1	1245.663	3.66	25.04	38.35	40.25	30.60	68.20	-37.60	peak
2	1574.265	4.17	26.90	38.40	39.30	31.97	74.00	-42.03	peak
3	4405.090	7.06	34.74	35.79	37.21	43.22	68.20	-24.98	peak
4 q	8613.468	11.24	36.90	37.22	39.21	50.13	68.20	-18.07	peak
5	13130.000	13.58	38.46	37.26	32.45	47.23	68.20	-20.97	peak
6	17844.590	15.06	43.90	37.64	28.49	49.81	74.00	-24.19	peak



Test Mode: 32; Polarity: Horizontal; Modulation: 802.11ax(Full RU0); Bandwidth: 40MHz; Channel: middle

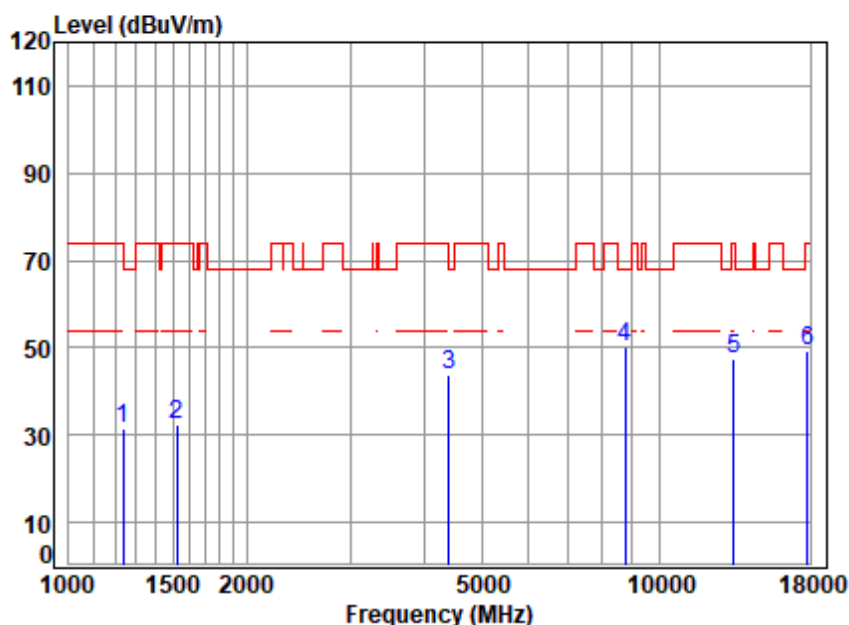


Site : chamber
Condition: 3m HORIZONTAL
Job No : 03367AT/03368AT
Mode : 6685 TX RSE
Note : 6E WIFI 11AX40

	Freq	Cable Loss	Ant Factor	Preamp Factor	Read Level	Level	Limit	Over	Remark
	MHz	dB	dB/m	dB	dBuV	dBuV/m	dBuV/m	dB	
1	1245.663	3.66	25.04	38.35	40.61	30.96	68.20	-37.24	peak
2	1702.042	4.33	26.22	38.42	40.52	32.65	74.00	-41.35	peak
3	4367.058	7.04	34.54	35.82	37.42	43.18	74.00	-30.82	peak
4 q	8891.725	11.73	37.20	37.50	39.35	50.78	68.20	-17.42	peak
5	13370.000	13.64	38.74	37.25	32.84	47.97	74.00	-26.03	peak
6	17793.090	15.03	43.89	37.63	28.46	49.75	74.00	-24.25	peak



Test Mode: 32; Polarity: Vertical; Modulation:802.11ax(Full RU0); Bandwidth:40MHz; Channel:middle

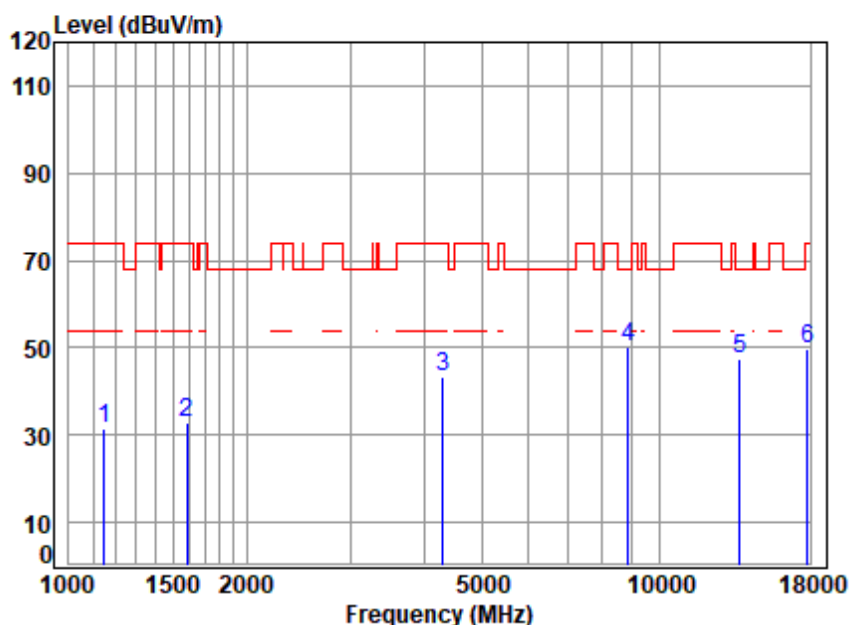


Site : chamber
Condition: 3m VERTICAL
Job No : 03367AT/03368AT
Mode : 6685 TX RSE
Note : 6E WIFI 11AX40

	Freq	Cable Loss	Ant Factor	Preamp Factor	Read Level	Level	Limit	Over	Remark
	MHz	dB	dB/m	dB	dBuV	dBuV/m	dBuV/m	dB	
1	1238.483	3.65	24.94	38.35	41.10	31.34	74.00	-42.66	peak
2	1525.000	4.10	26.90	38.39	39.86	32.47	74.00	-41.53	peak
3	4405.090	7.06	34.74	35.79	37.74	43.75	68.20	-24.45	peak
4 q	8738.852	11.46	36.90	37.35	39.03	50.04	68.20	-18.16	peak
5	13370.000	13.64	38.74	37.25	32.47	47.60	74.00	-26.40	peak
6	17844.590	15.06	43.90	37.64	28.05	49.37	74.00	-24.63	peak



Test Mode: 32; Polarity: Horizontal; Modulation:802.11ax(Full RU0); Bandwidth:40MHz; Channel:High

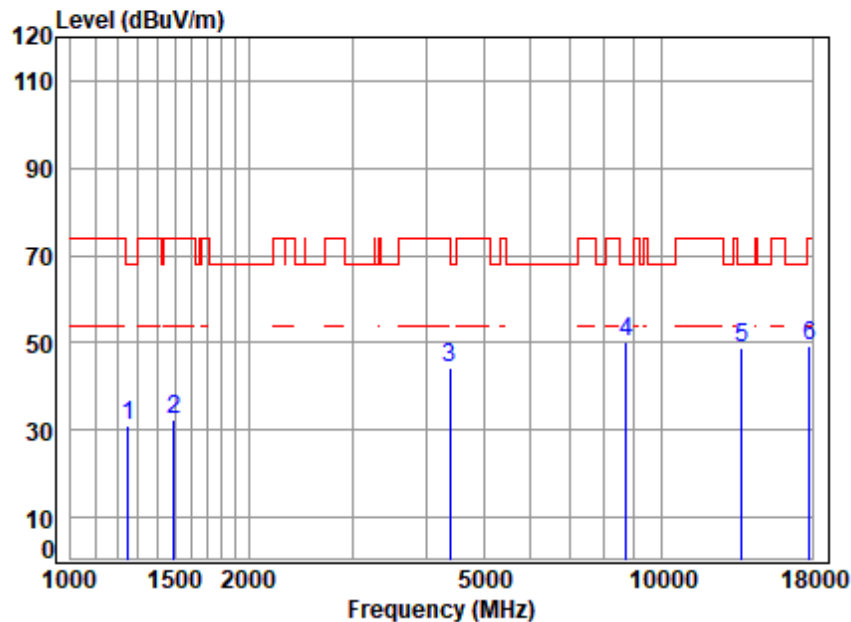


Site : chamber
Condition: 3m HORIZONTAL
Job No : 03367AT/03368AT
Mode : 6845 TX RSE
Note : 6E WIFI 11AX40

		Cable	Ant	Preamp	Read		Limit	Over	
	Freq	Loss	Factor	Factor	Level	Level	Line	Limit	Remark
	MHz	dB	dB/m	dB	dBuV	dBuV/m	dBuV/m	dB	
1	1148.823	3.49	23.90	38.33	42.45	31.51	74.00	-42.49	peak
2	1583.392	4.18	26.87	38.40	40.14	32.79	74.00	-41.21	peak
3	4304.400	6.99	34.04	35.87	38.18	43.34	74.00	-30.66	peak
4 q	8840.473	11.64	37.18	37.45	38.96	50.33	68.20	-17.87	peak
5	13690.000	13.72	39.08	37.23	31.88	47.45	68.20	-20.75	peak
6	17844.590	15.06	43.90	37.64	28.37	49.69	74.00	-24.31	peak



Test Mode: 32; Polarity: Vertical; Modulation:802.11ax(Full RU0); Bandwidth:40MHz; Channel:High

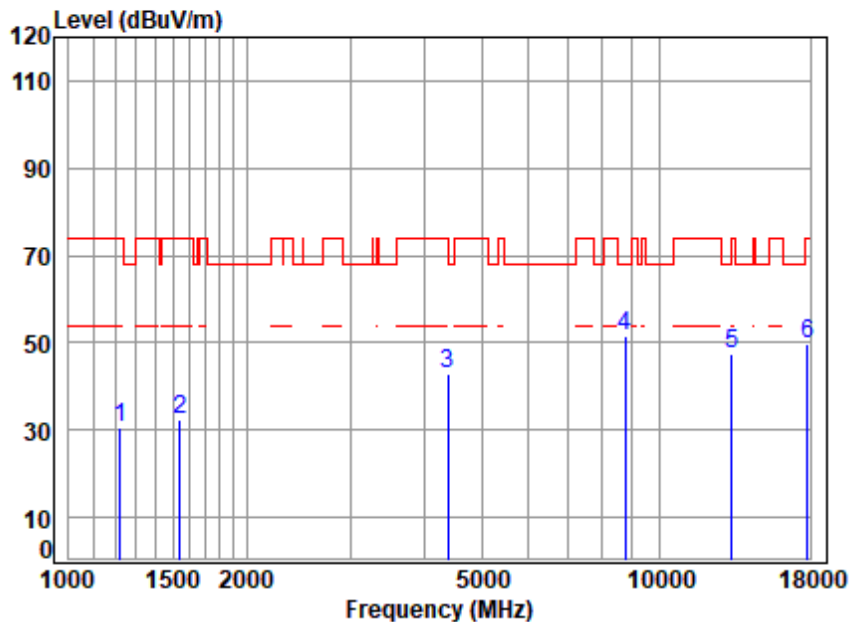


Site : chamber
Condition: 3m VERTICAL
Job No : 03367AT/03368AT
Mode : 6845 TX RSE
Note : 6E WIFI 11AX40

	Freq	Cable Loss	Ant Factor	Preamp Factor	Read Level	Level	Limit Line	Over Limit	Remark
	MHz	dB	dB/m	dB	dBuV	dBuV/m	dBuV/m	dB	
1	1252.885	3.67	25.08	38.35	40.58	30.98	68.20	-37.22	peak
2	1494.455	4.05	26.64	38.39	40.14	32.44	74.00	-41.56	peak
3	4392.376	7.05	34.74	35.80	38.08	44.07	74.00	-29.93	peak
4 q	8713.630	11.42	36.90	37.32	39.33	50.33	68.20	-17.87	peak
5	13690.000	13.72	39.08	37.23	33.31	48.88	68.20	-19.32	peak
6	17793.090	15.03	43.89	37.63	27.83	49.12	74.00	-24.88	peak



Test Mode: 32; Polarity: Horizontal; Modulation:802.11ax(Full RU0); Bandwidth:80MHz; Channel:Low

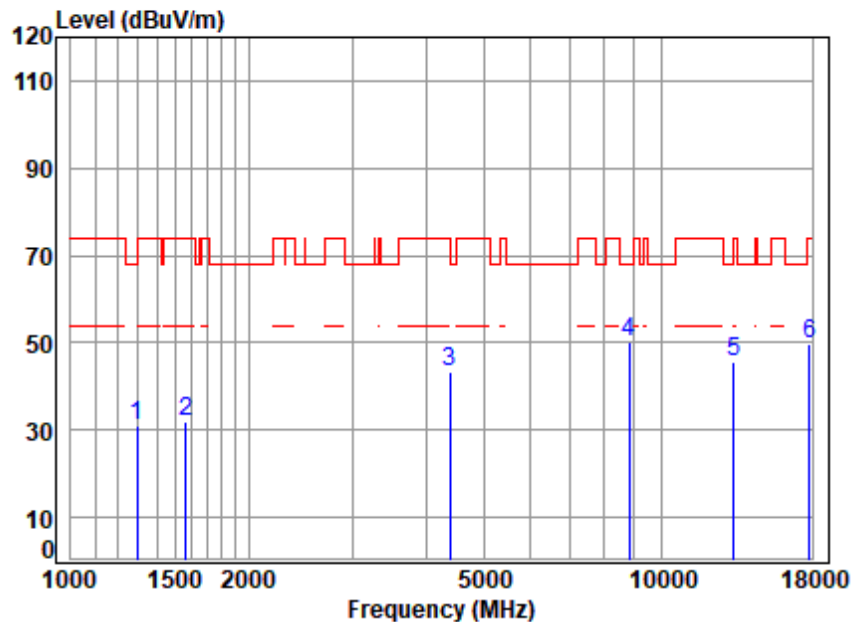


Site : chamber
Condition: 3m HORIZONTAL
Job No : 03367AT/03368AT
Mode : 6625 TX RSE
Note : 6E WIFI 11AX80

		Cable	Ant	Preamp	Read		Limit	Over	
	Freq	Loss	Factor	Factor	Level	Level	Line	Limit	Remark
	MHz	dB	dB/m	dB	dBuV	dBuV/m	dBuV/m	dB	
1	1224.247	3.62	24.74	38.34	40.48	30.50	74.00	-43.50	peak
2	1542.733	4.12	26.97	38.39	39.88	32.58	74.00	-41.42	peak
3	4392.376	7.05	34.74	35.80	36.74	42.73	74.00	-31.27	peak
4 q	8764.146	11.51	36.96	37.37	40.35	51.45	68.20	-16.75	peak
5	13250.000	13.61	38.60	37.25	32.37	47.33	68.20	-20.87	peak
6	17844.590	15.06	43.90	37.64	28.35	49.67	74.00	-24.33	peak



Test Mode: 32; Polarity: Vertical; Modulation:802.11ax(Full RU0); Bandwidth:80MHz; Channel:Low

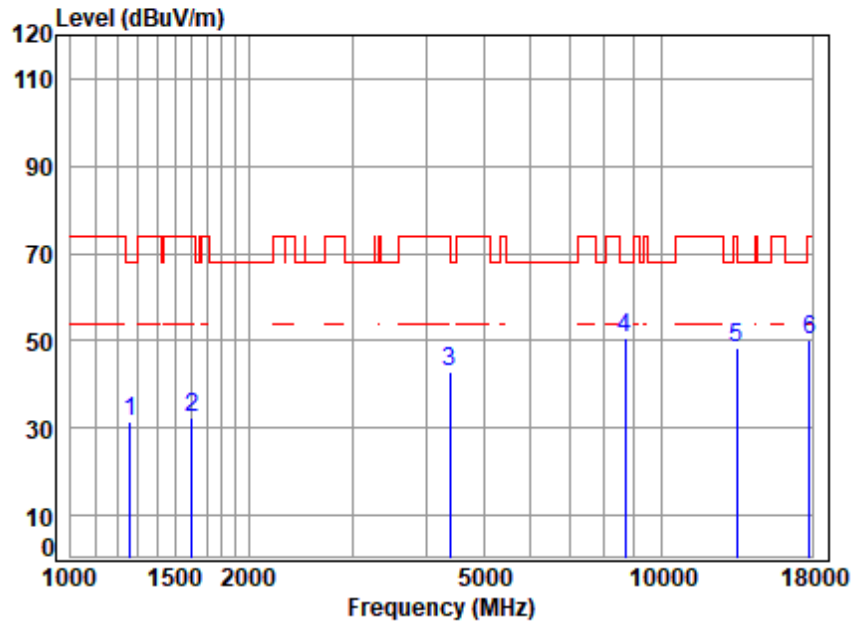


Site : chamber
Condition: 3m VERTICAL
Job No : 03367AT/03368AT
Mode : 6625 TX RSE
Note : 6E WIFI 11AX80

	Freq	Cable Loss	Ant Factor	Preamp Factor	Read Level	Level	Limit	Over	Remark
	MHz	dB	dB/m	dB	dBuV	dBuV/m	dBuV/m	dB	
1	1293.359	3.74	24.84	38.36	40.98	31.20	68.20	-37.00	peak
2	1569.721	4.16	26.92	38.40	39.42	32.10	74.00	-41.90	peak
3	4392.376	7.05	34.74	35.80	37.21	43.20	74.00	-30.80	peak
4 q	8814.957	11.60	37.13	37.42	38.92	50.23	68.20	-17.97	peak
5	13250.000	13.61	38.60	37.25	30.88	45.84	68.20	-22.36	peak
6	17844.590	15.06	43.90	37.64	28.20	49.52	74.00	-24.48	peak



Test Mode: 32; Polarity: Horizontal; Modulation:802.11ax(Full RU0); Bandwidth:80MHz; Channel:middle

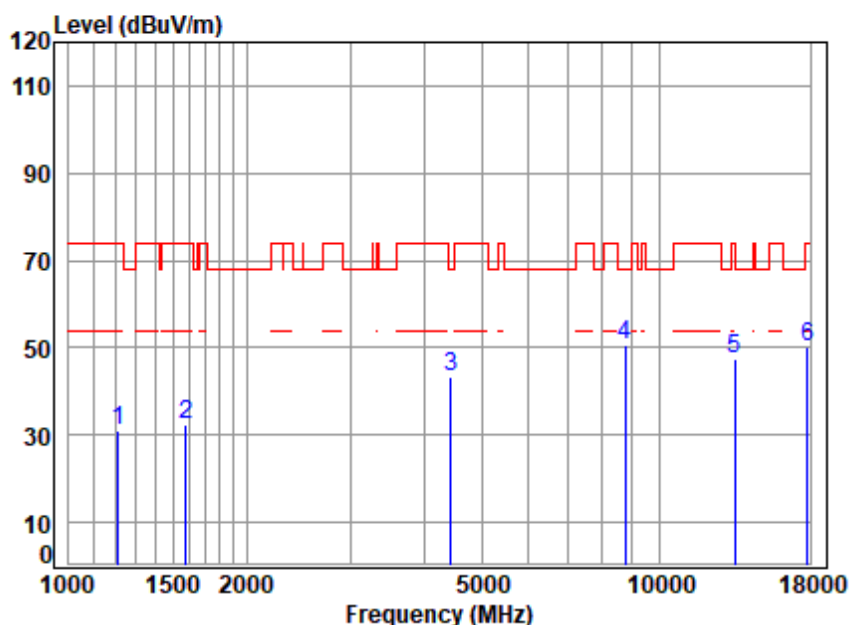


Site : chamber
Condition: 3m HORIZONTAL
Job No : 03367AT/03368AT
Mode : 6705 TX RSE
Note : 6E WIFI 11AX80

		Cable	Ant	Preamp	Read		Limit	Over	
	Freq	Loss	Factor	Factor	Level	Level	Line	Limit	Remark
	MHz	dB	dB/m	dB	dBuV	dBuV/m	dBuV/m	dB	
1	1260.149	3.69	25.04	38.35	40.89	31.27	68.20	-36.93	peak
2	1601.804	4.20	26.78	38.40	39.81	32.39	74.00	-41.61	peak
3	4379.699	7.04	34.64	35.81	37.18	43.05	74.00	-30.95	peak
4 q	8688.480	11.38	36.90	37.30	39.54	50.52	68.20	-17.68	peak
5	13410.000	13.65	38.80	37.24	32.93	48.14	68.20	-20.06	peak
6	17793.090	15.03	43.89	37.63	29.10	50.39	74.00	-23.61	peak



Test Mode: 32; Polarity: Vertical; Modulation:802.11ax(Full RU0); Bandwidth:80MHz; Channel:middle



Site : chamber
Condition: 3m VERTICAL
Job No : 03367AT/03368AT
Mode : 6705 TX RSE
Note : 6E WIFI 11AX80

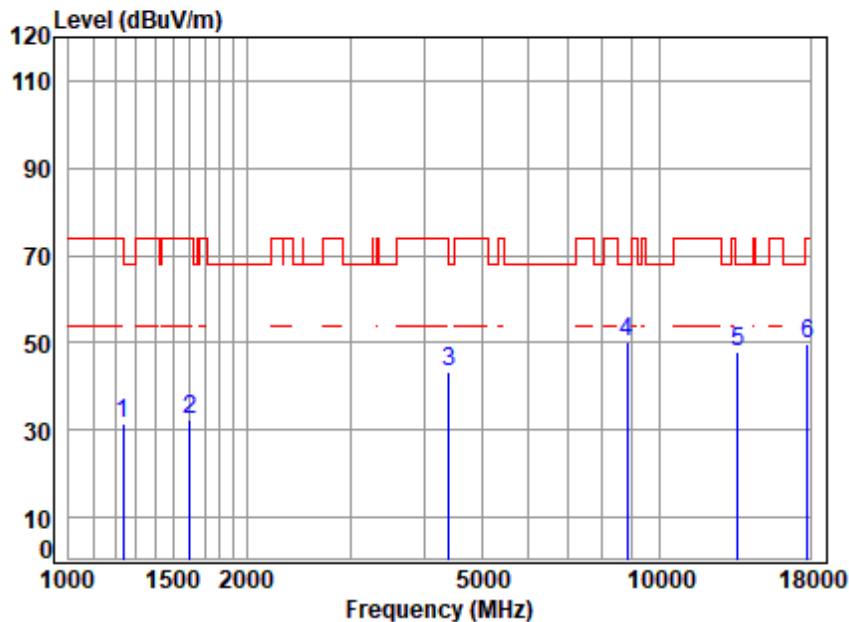
		Cable	Ant	Preamp	Read		Limit	Over	
	Freq	Loss	Factor	Factor	Level	Level	Line	Limit	Remark
	MHz	dB	dB/m	dB	dBuV	dBuV/m	dBuV/m	dB	
1	1213.677	3.61	24.59	38.34	41.17	31.03	74.00	-42.97	peak
2	1578.822	4.17	26.88	38.40	39.88	32.53	74.00	-41.47	peak
3	4430.628	7.08	34.43	35.77	37.62	43.36	68.20	-24.84	peak
4 q	8764.146	11.51	36.96	37.37	39.41	50.51	68.20	-17.69	peak
5	13410.000	13.65	38.80	37.24	32.23	47.44	68.20	-20.76	peak
6	17793.090	15.03	43.89	37.63	28.91	50.20	74.00	-23.80	peak



Unless otherwise agreed in writing, this document is issued by the Company subject to its General Conditions of Service printed overleaf, available on request or accessible at <https://www.sgs.com/en/Terms-and-Conditions>. Attention is drawn to the limitation of liability, indemnification and jurisdiction issues defined therein. Any holder of this document is advised that information contained hereon reflects the Company's findings at the time of its intervention only and within the limits of Client's instructions, if any. The Company's sole responsibility is to its Client and this document does not exonerate parties to a transaction from exercising all their rights and obligations under the transaction documents. This document cannot be reproduced except in full, without prior written approval of the Company. Any unauthorized alteration, forgery or falsification of the content or appearance of this document is unlawful and offenders may be prosecuted to the fullest extent of the law. Unless otherwise stated the results shown in this test report refer only to the sample(s) tested and such sample(s) are retained for 30 days only.

Attention: To check the authenticity of testing / inspection report & certificate, please contact us at telephone: (86-755) 8307 1443, or email: CN.Doccheck@sgs.com
 No.1 Workshop, M-10, Middle Section, Science & Technology Park, Nanshan District, Shenzhen, Guangdong, China 518057 t (86-755) 26012053 f (86-755) 26710594 www.sgs.com.cn
 中国·广东·深圳市南山区科技园中区M-10栋1号厂房 邮编: 518057 t (86-755) 26012053 f (86-755) 26710594 sgs.china@sgs.com

Test Mode: 32; Polarity: Horizontal; Modulation:802.11ax(Full RU0); Bandwidth:80MHz; Channel:High

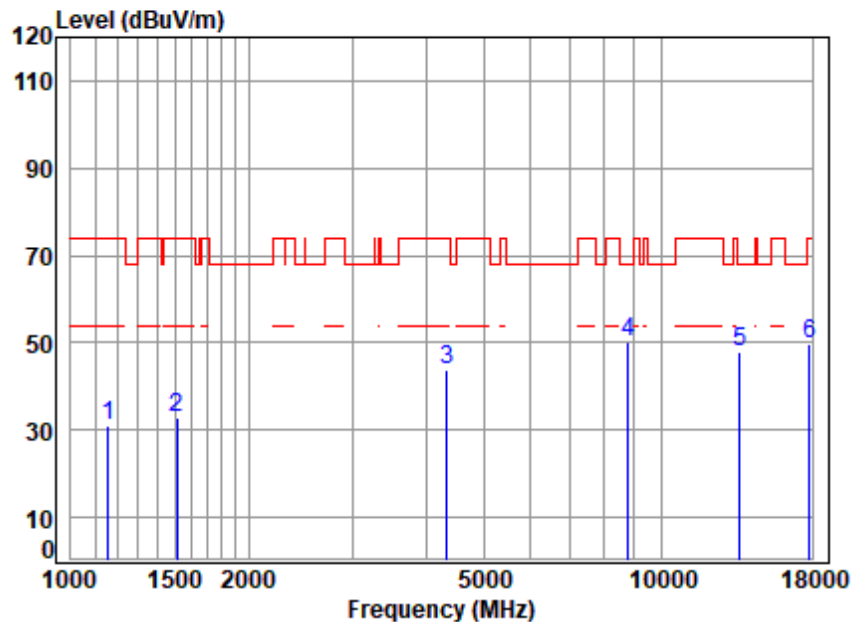


Site : chamber
Condition: 3m HORIZONTAL
Job No : 03367AT/03368AT
Mode : 6785 TX RSE
Note : 6E WIFI 11AX80

	Freq	Cable Loss	Ant Factor	Preamp Factor	Read Level	Level	Limit Line	Over Limit	Remark
	MHz	dB	dB/m	dB	dBuV	dBuV/m	dBuV/m	dB	
1	1238.483	3.65	24.94	38.35	41.19	31.43	74.00	-42.57	peak
2	1601.804	4.20	26.78	38.40	39.85	32.43	74.00	-41.57	peak
3	4405.090	7.06	34.74	35.79	37.37	43.38	68.20	-24.82	peak
4 q	8814.957	11.60	37.13	37.42	38.71	50.02	68.20	-18.18	peak
5	13570.000	13.69	38.87	37.24	32.39	47.71	68.20	-20.49	peak
6	17793.090	15.03	43.89	37.63	28.37	49.66	74.00	-24.34	peak



Test Mode: 32; Polarity: Vertical; Modulation:802.11ax(Full RU0); Bandwidth:80MHz; Channel:High

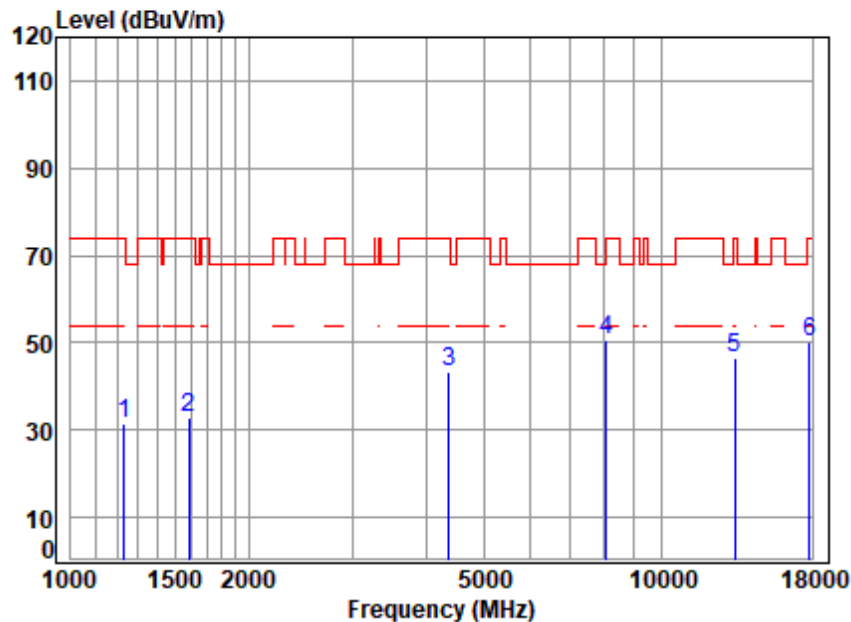


Site : chamber
Condition: 3m VERTICAL
Job No : 03367AT/03368AT
Mode : 6785 TX RSE
Note : 6E WIFI 11AX80

		Cable	Ant	Preamp	Read		Limit	Over	
	Freq	Loss	Factor	Factor	Level	Level	Line	Limit	Remark
	MHz	dB	dB/m	dB	dBuV	dBuV/m	dBuV/m	dB	
1	1155.483	3.50	23.95	38.33	41.69	30.81	74.00	-43.19	peak
2	1511.833	4.08	26.85	38.39	40.34	32.88	74.00	-41.12	peak
3	4341.886	7.02	34.34	35.84	38.19	43.71	74.00	-30.29	peak
4 q	8789.516	11.55	37.06	37.40	38.80	50.01	68.20	-18.19	peak
5	13570.000	13.69	38.87	37.24	32.52	47.84	68.20	-20.36	peak
6	17844.590	15.06	43.90	37.64	28.51	49.83	74.00	-24.17	peak



Test Mode: 32; Polarity: Horizontal; Modulation:802.11ax(Full RU0); Bandwidth:160MHz; Channel:middle

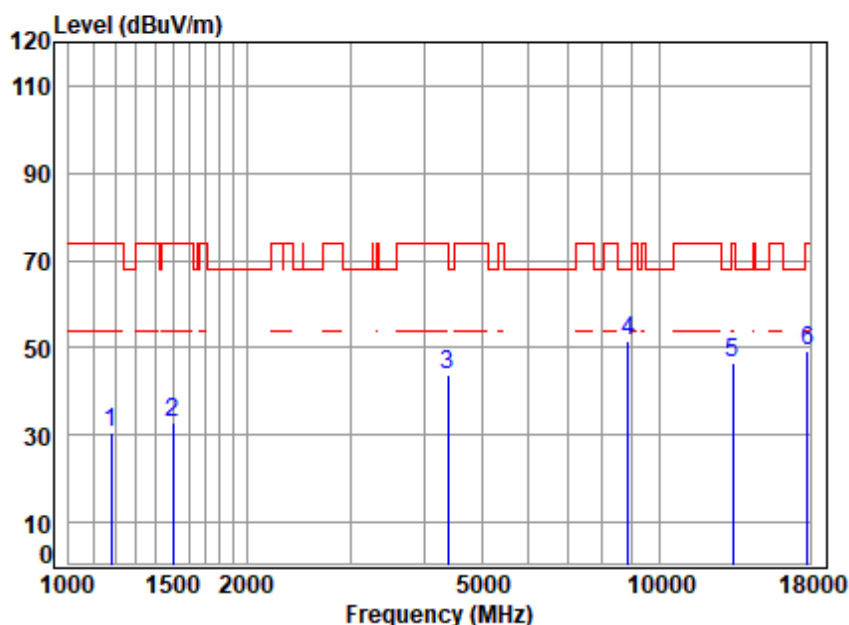


Site : chamber
Condition: 3m HORIZONTAL
Job No : 03367AT/03368AT
Mode : 6665 TX RSE
Note : 6E WIFI 11AX160

		Cable	Ant	Preamp	Read		Limit	Over	
	Freq	Loss	Factor	Factor	Level	Level	Line	Limit	Remark
	MHz	dB	dB/m	dB	dBuV	dBuV/m	dBuV/m	dB	
1	1231.345	3.64	24.84	38.35	41.44	31.57	74.00	-42.43	peak
2	1587.975	4.18	26.85	38.40	40.24	32.87	74.00	-41.13	peak
3	4367.058	7.04	34.54	35.82	37.79	43.55	74.00	-30.45	peak
4 q	8059.475	10.21	36.42	36.63	40.66	50.66	74.00	-23.34	peak
5	13330.000	13.63	38.66	37.25	31.34	46.38	74.00	-27.62	peak
6	17844.590	15.06	43.90	37.64	28.72	50.04	74.00	-23.96	peak



Test Mode: 32; Polarity: Vertical; Modulation:802.11ax(Full RU0); Bandwidth:160MHz; Channel:middle



Site : chamber
Condition: 3m VERTICAL
Job No : 03367AT/03368AT
Mode : 6665 TX RSE
Note : 6E WIFI 11AX160

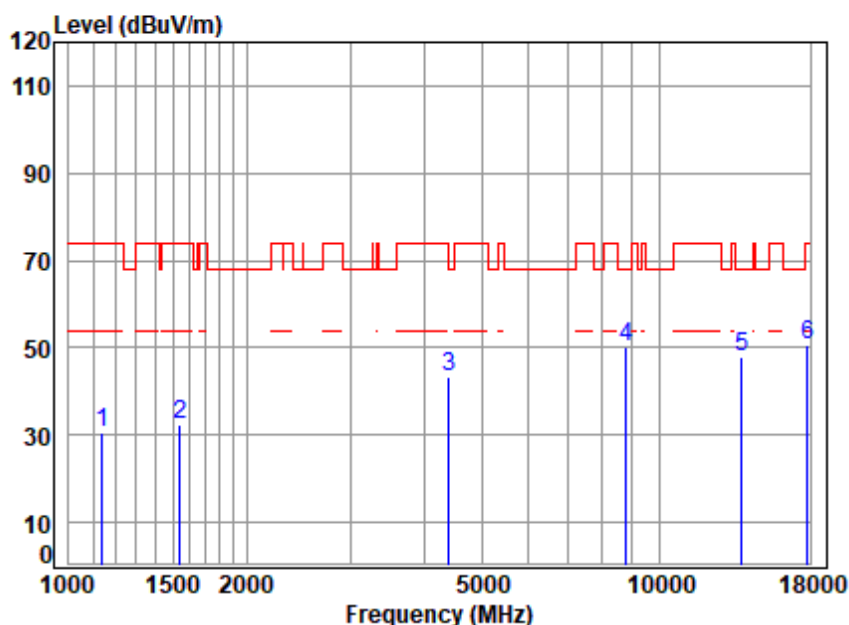
		Cable	Ant	Preamp	Read		Limit	Over	
	Freq	Loss	Factor	Factor	Level	Level	Line	Limit	Remark
	MHz	dB	dB/m	dB	dBuV	dBuV/m	dBuV/m	dB	
1	1179.100	3.54	24.19	38.34	41.31	30.70	74.00	-43.30	peak
2	1498.781	4.06	26.77	38.39	40.60	33.04	74.00	-40.96	peak
3	4379.699	7.04	34.64	35.81	38.10	43.97	74.00	-30.03	peak
4 q	8840.473	11.64	37.18	37.45	39.96	51.33	68.20	-16.87	peak
5	13330.000	13.63	38.66	37.25	31.39	46.43	74.00	-27.57	peak
6	17844.590	15.06	43.90	37.64	28.00	49.32	74.00	-24.68	peak



Unless otherwise agreed in writing, this document is issued by the Company subject to its General Conditions of Service printed overleaf, available on request or accessible at <https://www.sgs.com/en/Terms-and-Conditions>. Attention is drawn to the limitation of liability, indemnification and jurisdiction issues defined therein. Any holder of this document is advised that information contained hereon reflects the Company's findings at the time of its intervention only and within the limits of Client's instructions, if any. The Company's sole responsibility is to its Client and this document does not exonerate parties to a transaction from exercising all their rights and obligations under the transaction documents. This document cannot be reproduced except in full, without prior written approval of the Company. Any unauthorized alteration, forgery or falsification of the content or appearance of this document is unlawful and offenders may be prosecuted to the fullest extent of the law. Unless otherwise stated the results shown in this test report refer only to the sample(s) tested and such sample(s) are retained for 30 days only.

Attention: To check the authenticity of testing / inspection report & certificate, please contact us at telephone: (86-755) 8307 1443, or email: CN.Doccheck@sgs.com

Test Mode: 33; Polarity: Horizontal; Modulation: 802.11ax(Full RU0); Bandwidth: 20MHz; Channel: Low

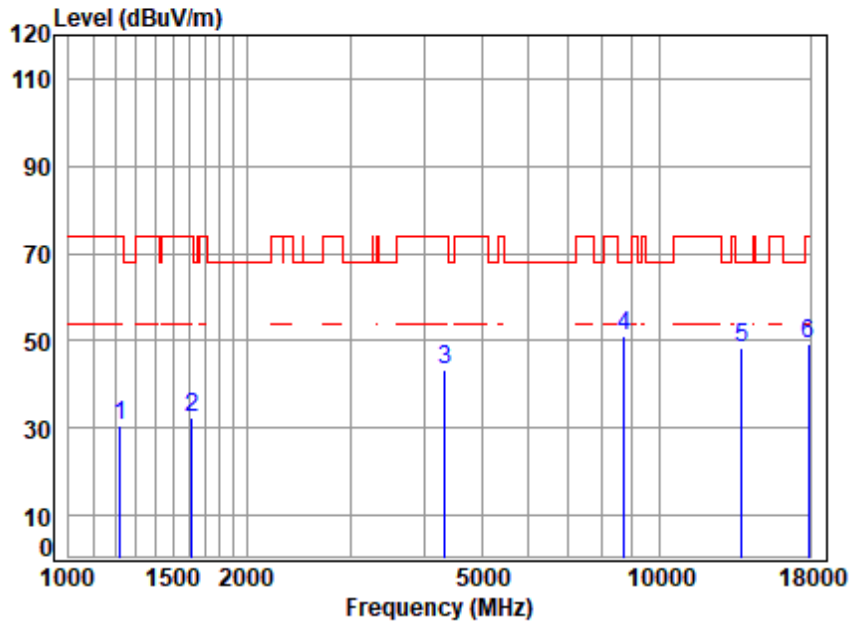


Site : chamber
Condition: 3m HORIZONTAL
Job No : 03367AT/03368AT
Mode : 6895 TX RSE
Note : 6E WIFI 11AX20

	Freq	Cable Loss	Ant Factor	Preamp Factor	Read Level	Level	Limit Line	Over Limit	Remark
	MHz	dB	dB/m	dB	dBuV	dBuV/m	dBuV/m	dB	
1	1138.904	3.47	23.86	38.33	41.44	30.44	74.00	-43.56	peak
2	1542.733	4.12	26.97	38.39	39.68	32.38	74.00	-41.62	peak
3	4405.090	7.06	34.74	35.79	37.42	43.43	68.20	-24.77	peak
4 q	8789.516	11.55	37.06	37.40	39.20	50.41	68.20	-17.79	peak
5	13790.000	13.74	39.28	37.22	32.26	48.06	68.20	-20.14	peak
6	17844.590	15.06	43.90	37.64	29.23	50.55	74.00	-23.45	peak



Test Mode: 33; Polarity: Vertical; Modulation:802.11ax(Full RU0); Bandwidth:20MHz; Channel:Low

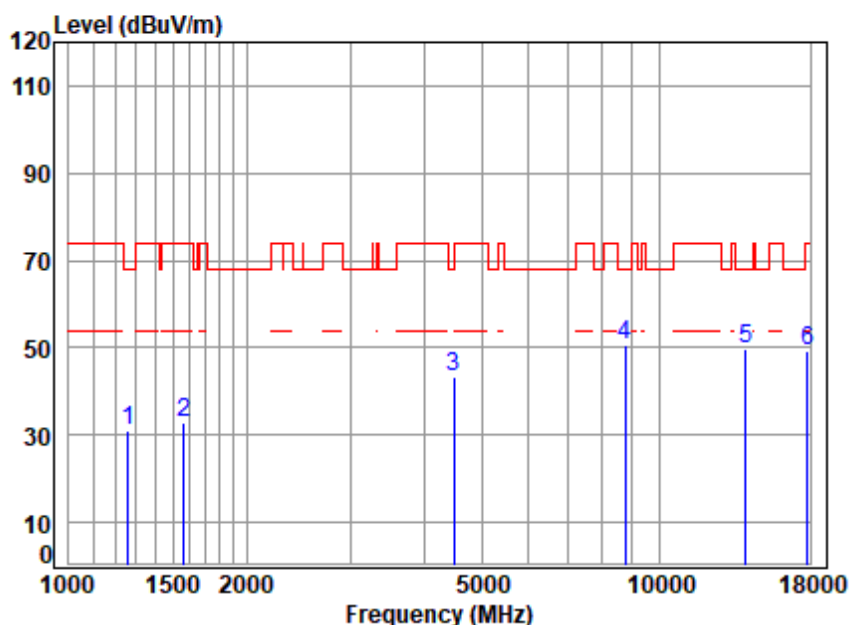


Site : chamber
 Condition: 3m VERTICAL
 Job No : 03367AT/03368AT
 Mode : 6895 TX RSE
 Note : 6E WIFI 11AX20

	Freq	Cable Loss	Ant Factor	Preamp Factor	Read Level	Level	Limit	Over Limit	Remark
	MHz	dB	dB/m	dB	dBuV	dBuV/m	dBuV/m	dB	
1	1224.247	3.62	24.74	38.34	40.54	30.56	74.00	-43.44	peak
2	1615.754	4.22	26.64	38.40	39.81	32.27	74.00	-41.73	peak
3	4341.886	7.02	34.34	35.84	37.99	43.51	74.00	-30.49	peak
4 q	8713.630	11.42	36.90	37.32	40.13	51.13	68.20	-17.07	peak
5	13790.000	13.74	39.28	37.22	32.38	48.18	68.20	-20.02	peak
6	17896.250	15.09	43.90	37.64	27.99	49.34	74.00	-24.66	peak



Test Mode: 33; Polarity: Horizontal; Modulation:802.11ax(Full RU0); Bandwidth:20MHz; Channel:middle

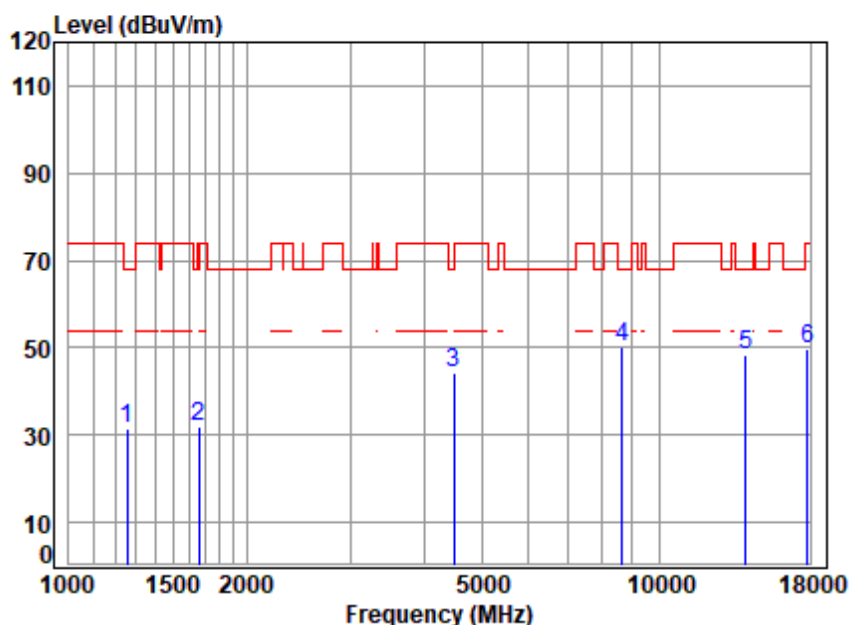


Site : chamber
Condition: 3m HORIZONTAL
Job No : 03367AT/03368AT
Mode : 6995 TX RSE
Note : 6E WIFI 11AX20

	Freq	Cable Loss	Ant Factor	Preamp Factor	Read Level	Level	Limit	Over	Remark
	MHz	dB	dB/m	dB	dBuV	dBuV/m	dBuV/m	dB	
1	1260.149	3.69	25.04	38.35	40.51	30.89	68.20	-37.31	peak
2	1569.721	4.16	26.92	38.40	40.04	32.72	74.00	-41.28	peak
3	4495.125	7.12	33.66	35.73	38.07	43.12	68.20	-25.08	peak
4 q	8764.146	11.51	36.96	37.37	39.42	50.52	68.20	-17.68	peak
5	13990.000	13.79	39.68	37.21	33.33	49.59	68.20	-18.61	peak
6	17793.090	15.03	43.89	37.63	28.03	49.32	74.00	-24.68	peak



Test Mode: 33; Polarity: Vertical; Modulation:802.11ax(Full RU0); Bandwidth:20MHz; Channel:middle



Site : chamber
Condition: 3m VERTICAL
Job No : 03367AT/03368AT
Mode : 6995 TX RSE
Note : 6E WIFI 11AX20

	Freq	Cable Loss	Ant Factor	Preamp Factor	Read Level	Level	Limit Line	Over Limit	Remark
	MHz	dB	dB/m	dB	dBuV	dBuV/m	dBuV/m	dB	
1	1256.512	3.68	25.06	38.35	41.19	31.58	68.20	-36.62	peak
2	1658.337	4.28	26.28	38.41	40.00	32.15	68.20	-36.05	peak
3	4495.125	7.12	33.66	35.73	39.00	44.05	68.20	-24.15	peak
4 q	8638.399	11.29	36.90	37.24	39.37	50.32	68.20	-17.88	peak
5	13990.000	13.79	39.68	37.21	32.20	48.46	68.20	-19.74	peak
6	17793.090	15.03	43.89	37.63	28.53	49.82	74.00	-24.18	peak



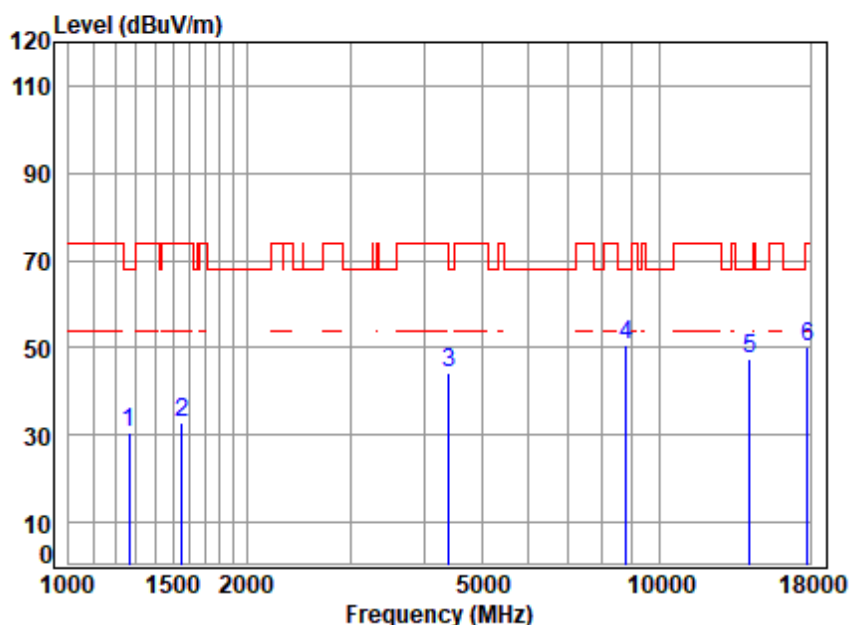
SGS-CSTC Standards Technical Services Co., Ltd. Shenzhen Branch

SZEMC-TRF-01 Rev. A/1

Report No.: SZCR231000336706

Page: 267 of 301

Test Mode: 33; Polarity: Horizontal; Modulation:802.11ax(Full RU0); Bandwidth:20MHz; Channel:High



Site : chamber
Condition: 3m HORIZONTAL
Job No : 03367AT/03368AT
Mode : 7115 TX RSE
Note : 6E WIFI 11AX20

	Freq	Cable Loss	Ant Factor	Preamp Factor	Read Level	Level	Limit Line	Over Limit	Remark
	MHz	dB	dB/m	dB	dBuV	dBuV/m	dBuV/m	dB	
1	1267.454	3.70	25.00	38.35	40.34	30.69	68.20	-37.51	peak
2	1556.169	4.14	26.98	38.40	40.14	32.86	74.00	-41.14	peak
3	4405.090	7.06	34.74	35.79	38.12	44.13	68.20	-24.07	peak
4 q	8789.516	11.55	37.06	37.40	39.55	50.76	68.20	-17.44	peak
5	14230.000	13.85	39.89	37.16	30.80	47.38	68.20	-20.82	peak
6	17793.090	15.03	43.89	37.63	28.70	49.99	74.00	-24.01	peak

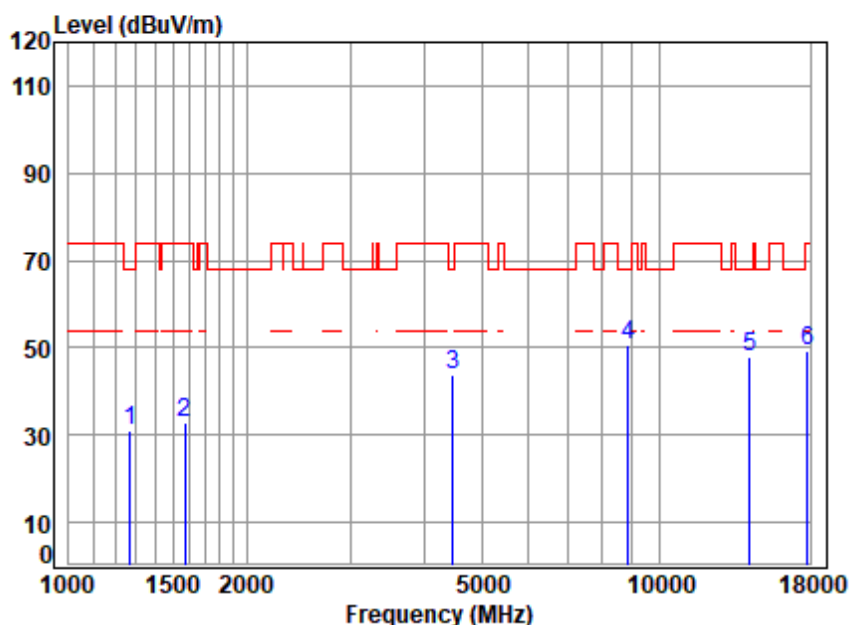


SGS-CSTC Standards Technical Services Co., Ltd.
Shenzhen Branch (SZEMC) Laboratory

Unless otherwise agreed in writing, this document is issued by the Company subject to its General Conditions of Service printed overleaf, available on request or accessible at <https://www.sgs.com/en/Terms-and-Conditions>. Attention is drawn to the limitation of liability, indemnification and jurisdiction issues defined therein. Any holder of this document is advised that information contained hereon reflects the Company's findings at the time of its intervention only and within the limits of Client's instructions, if any. The Company's sole responsibility is to its Client and this document does not exonerate parties to a transaction from exercising all their rights and obligations under the transaction documents. This document cannot be reproduced except in full, without prior written approval of the Company. Any unauthorized alteration, forgery or falsification of the content or appearance of this document is unlawful and offenders may be prosecuted to the fullest extent of the law. Unless otherwise stated the results shown in this test report refer only to the sample(s) tested and such sample(s) are retained for 30 days only.

Attention: To check the authenticity of testing / inspection report & certificate, please contact us at telephone: (86-755) 8307 1443, or email: CN.Doccheck@sgs.com
No.1 Workshop, M-10, Middle Section, Science & Technology Park, Nanshan District, Shenzhen, Guangdong, China 518057 t (86-755) 26012053 f (86-755) 26710594 www.sgs.com.cn
中国·广东·深圳市南山区科技园中区M-10栋1号厂房 邮编: 518057 t (86-755) 26012053 f (86-755) 26710594 sgs.china@sgs.com

Test Mode: 33; Polarity: Vertical; Modulation:802.11ax(Full RU0); Bandwidth:20MHz; Channel:High

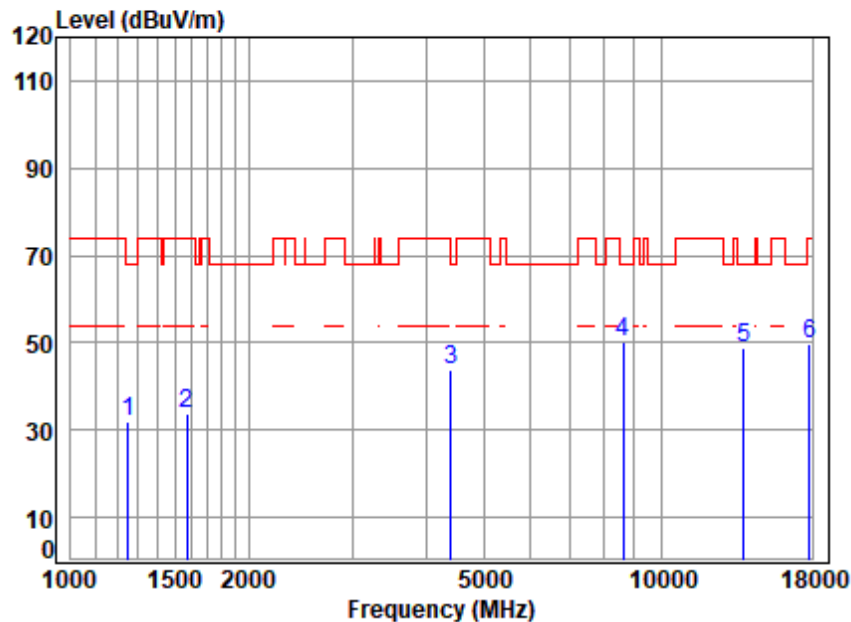


Site : chamber
Condition: 3m VERTICAL
Job No : 03367AT/03368AT
Mode : 7115 TX RSE
Note : 6E WIFI 11AX20

		Cable	Ant	Preamp	Read	Limit	Over	
	Freq	Loss	Factor	Factor	Level	Level	Line	Limit Remark
	MHz	dB	dB/m	dB	dBuV	dBuV/m	dBuV/m	dB
1	1271.123	3.71	24.97	38.35	40.57	30.90	68.20	-37.30 peak
2	1574.265	4.17	26.90	38.40	40.29	32.96	74.00	-41.04 peak
3	4469.214	7.10	33.97	35.75	38.36	43.68	68.20	-24.52 peak
4 q	8840.473	11.64	37.18	37.45	39.13	50.50	68.20	-17.70 peak
5	14230.000	13.85	39.89	37.16	31.41	47.99	68.20	-20.21 peak
6	17844.590	15.06	43.90	37.64	28.12	49.44	74.00	-24.56 peak



Test Mode: 33; Polarity: Horizontal; Modulation:802.11ax(Full RU0); Bandwidth:40MHz; Channel:Low

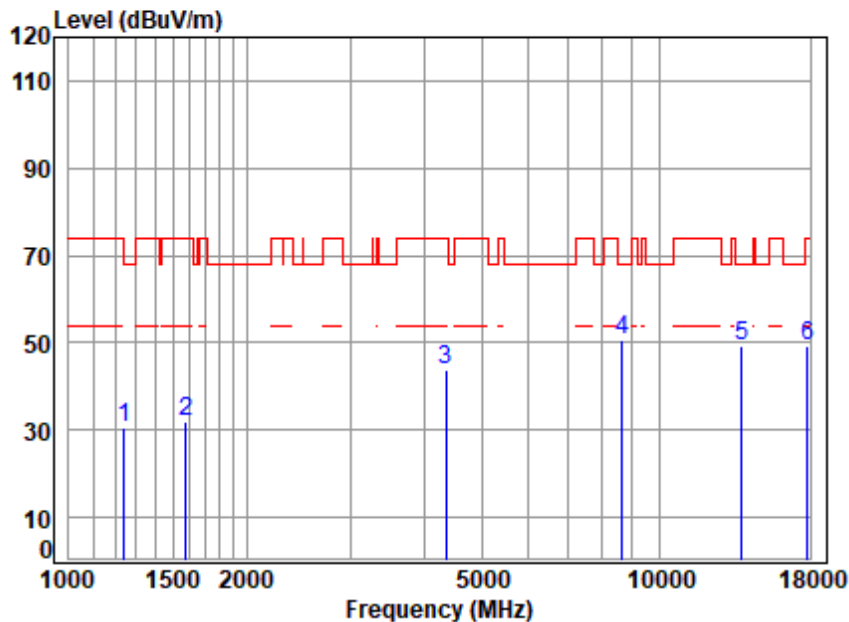


Site : chamber
Condition: 3m HORIZONTAL
Job No : 03367AT/03368AT
Mode : 6885 TX RSE
Note : 6E WIFI 11AX40

	Freq	Cable Loss	Ant Factor	Preamp Factor	Read Level	Level	Limit Line	Over Limit	Remark
	MHz	dB	dB/m	dB	dBuV	dBuV/m	dBuV/m	dB	
1	1249.269	3.67	25.09	38.35	41.42	31.83	68.20	-36.37	peak
2	1574.265	4.17	26.90	38.40	41.10	33.77	74.00	-40.23	peak
3	4405.090	7.06	34.74	35.79	37.71	43.72	68.20	-24.48	peak
4 q	8613.468	11.24	36.90	37.22	39.32	50.24	68.20	-17.96	peak
5	13770.000	13.74	39.24	37.22	33.24	49.00	68.20	-19.20	peak
6	17793.090	15.03	43.89	37.63	28.43	49.72	74.00	-24.28	peak



Test Mode: 33; Polarity: Vertical; Modulation:802.11ax(Full RU0); Bandwidth:40MHz; Channel:Low

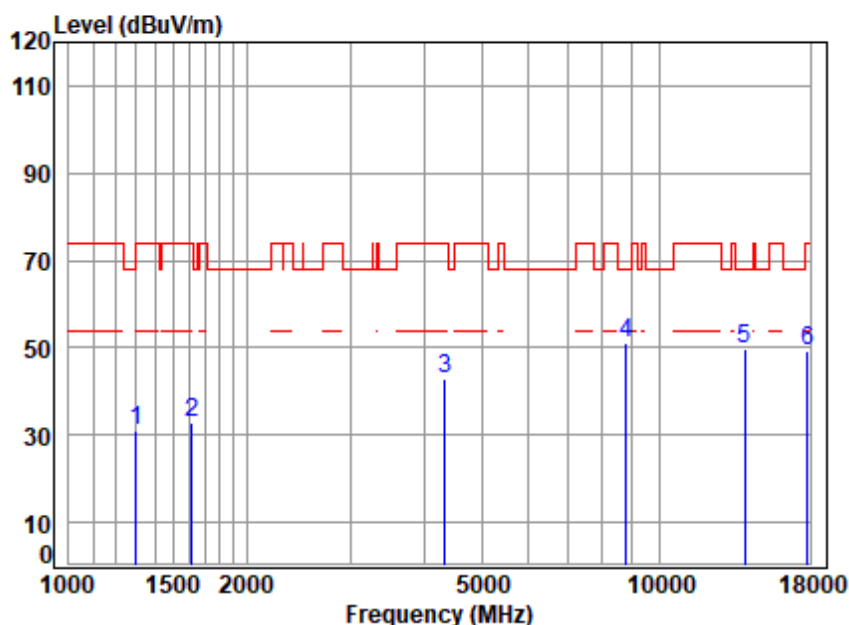


Site : chamber
Condition: 3m VERTICAL
Job No : 03367AT/03368AT
Mode : 6885 TX RSE
Note : 6E WIFI 11AX40

	Freq	Cable Loss	Ant Factor	Preamp Factor	Read Level	Level	Limit	Over Limit	Remark
	MHz	dB	dB/m	dB	dBuV	dBuV/m	dBuV/m	dB	
1	1242.068	3.66	24.99	38.35	40.14	30.44	68.20	-37.76	peak
2	1578.822	4.17	26.88	38.40	39.50	32.15	74.00	-41.85	peak
3	4354.454	7.03	34.44	35.83	38.28	43.92	74.00	-30.08	peak
4 q	8638.399	11.29	36.90	37.24	39.69	50.64	68.20	-17.56	peak
5	13770.000	13.74	39.24	37.22	33.69	49.45	68.20	-18.75	peak
6	17793.090	15.03	43.89	37.63	28.07	49.36	74.00	-24.64	peak



Test Mode: 33; Polarity: Horizontal; Modulation:802.11ax(Full RU0); Bandwidth:40MHz; Channel:middle

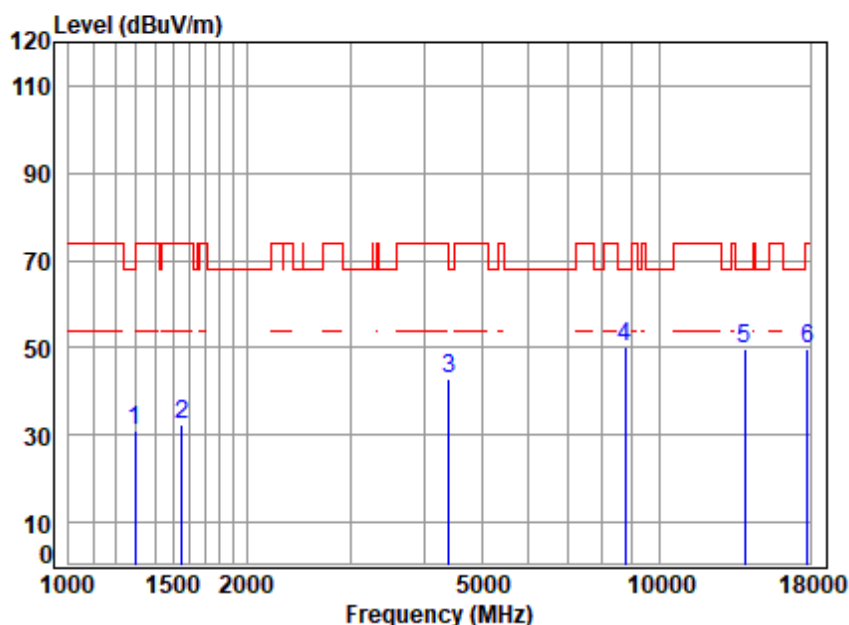


Site : chamber
Condition: 3m HORIZONTAL
Job No : 03367AT/03368AT
Mode : 6965 TX RSE
Note : 6E WIFI 11AX40

	Freq	Cable Loss	Ant Factor	Preamp Factor	Read Level	Level	Limit Line	Over Limit	Remark
	MHz	dB	dB/m	dB	dBuV	dBuV/m	dBuV/m	dB	
1	1300.858	3.76	24.79	38.36	40.62	30.81	74.00	-43.19	peak
2	1615.754	4.22	26.64	38.40	40.26	32.72	74.00	-41.28	peak
3	4341.886	7.02	34.34	35.84	37.49	43.01	74.00	-30.99	peak
4 q	8789.516	11.55	37.06	37.40	39.85	51.06	68.20	-17.14	peak
5	13930.000	13.77	39.56	37.21	33.69	49.81	68.20	-18.39	peak
6	17793.090	15.03	43.89	37.63	28.10	49.39	74.00	-24.61	peak



Test Mode: 33; Polarity: Vertical; Modulation:802.11ax(Full RU0); Bandwidth:40MHz; Channel:middle

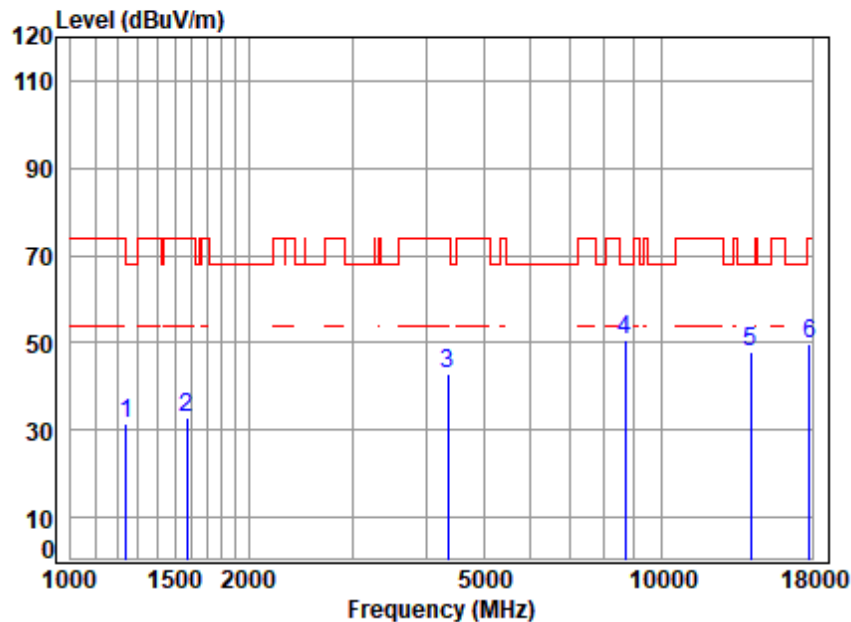


Site : chamber
Condition: 3m VERTICAL
Job No : 03367AT/03368AT
Mode : 6965 TX RSE
Note : 6E WIFI 11AX40

	Freq	Cable Loss	Ant Factor	Preamp Factor	Read Level	Level	Limit	Over	Remark
	MHz	dB	dB/m	dB	dBuV	dBuV/m	dBuV/m	dB	
1	1293.359	3.74	24.84	38.36	40.58	30.80	68.20	-37.40	peak
2	1556.169	4.14	26.98	38.40	39.80	32.52	74.00	-41.48	peak
3	4405.090	7.06	34.74	35.79	37.02	43.03	68.20	-25.17	peak
4 q	8764.146	11.51	36.96	37.37	39.07	50.17	68.20	-18.03	peak
5	13930.000	13.77	39.56	37.21	33.42	49.54	68.20	-18.66	peak
6	17844.590	15.06	43.90	37.64	28.30	49.62	74.00	-24.38	peak



Test Mode: 33; Polarity: Horizontal; Modulation:802.11ax(Full RU0); Bandwidth:40MHz; Channel:High

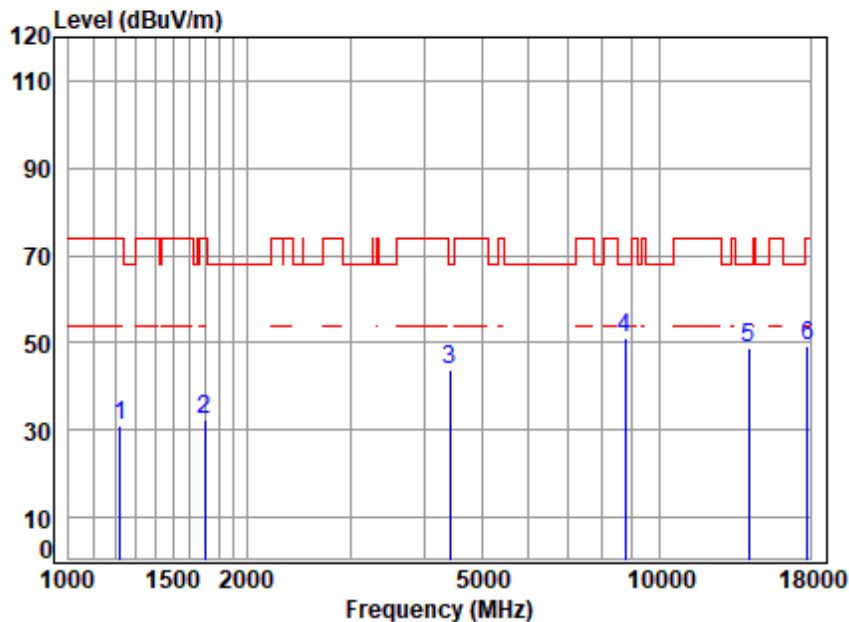


Site : chamber
Condition: 3m HORIZONTAL
Job No : 03367AT/03368AT
Mode : 7085 TX RSE
Note : 6E WIFI 11AX40

	Freq	Cable Loss	Ant Factor	Preamp Factor	Read Level	Level	Limit	Over	Remark
	MHz	dB	dB/m	dB	dBuV	dBuV/m	dBuV/m	dB	
1	1242.068	3.66	24.99	38.35	41.13	31.43	68.20	-36.77	peak
2	1574.265	4.17	26.90	38.40	39.99	32.66	74.00	-41.34	peak
3	4354.454	7.03	34.44	35.83	37.45	43.09	74.00	-30.91	peak
4 q	8688.480	11.38	36.90	37.30	39.55	50.53	68.20	-17.67	peak
5	14170.000	13.84	39.80	37.18	31.49	47.95	68.20	-20.25	peak
6	17844.590	15.06	43.90	37.64	28.39	49.71	74.00	-24.29	peak



Test Mode: 33; Polarity: Vertical; Modulation:802.11ax(Full RU0); Bandwidth:40MHz; Channel:High



Site : chamber
Condition: 3m VERTICAL
Job No : 03367AT/03368AT
Mode : 7085 TX RSE
Note : 6E WIFI 11AX40

	Freq	Cable Loss	Ant Factor	Preamp Factor	Read Level	Level	Limit	Over	Remark
	MHz	dB	dB/m	dB	dBuV	dBuV/m	dBuV/m	dB	
1	1224.247	3.62	24.74	38.34	40.89	30.91	74.00	-43.09	peak
2	1702.042	4.33	26.22	38.42	40.12	32.25	74.00	-41.75	peak
3	4417.841	7.07	34.59	35.78	37.74	43.62	68.20	-24.58	peak
4 q	8764.146	11.51	36.96	37.37	39.91	51.01	68.20	-17.19	peak
5	14170.000	13.84	39.80	37.18	32.21	48.67	68.20	-19.53	peak
6	17844.590	15.06	43.90	37.64	28.14	49.46	74.00	-24.54	peak



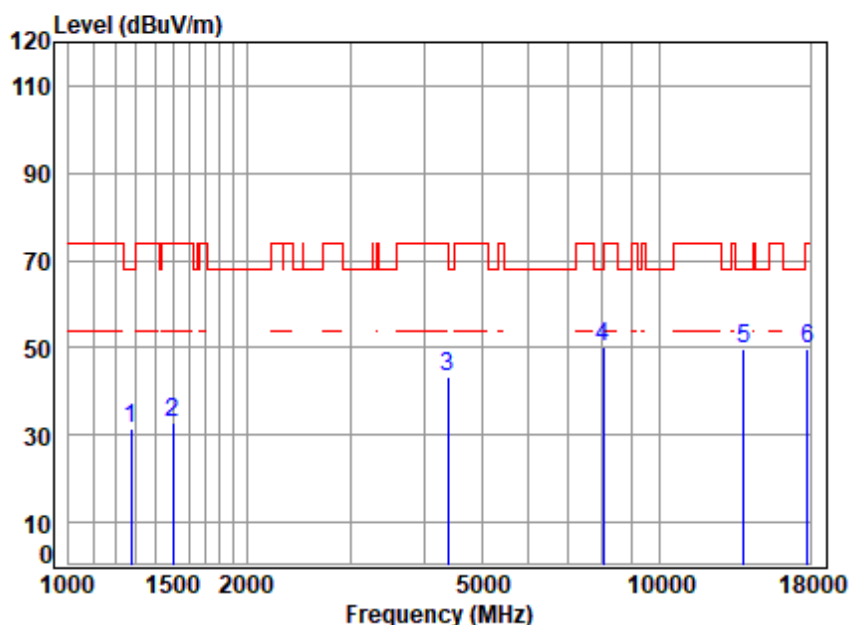
SGS-CSTC Standards Technical Services Co., Ltd. Shenzhen Branch

SZEMC-TRF-01 Rev. A/1

Report No.: SZCR231000336706

Page: 275 of 301

Test Mode: 33; Polarity: Horizontal; Modulation: 802.11ax(Full RU0); Bandwidth: 80MHz; Channel: Low



Site : chamber
Condition: 3m HORIZONTAL
Job No : 03367AT/03368AT
Mode : 6945 TX RSE
Note : 6E WIFI 11AX80

	Freq	Cable Loss	Ant Factor	Preamp Factor	Read Level	Level	Limit Line	Over Limit	Remark
	MHz	dB	dB/m	dB	dBuV	dBuV/m	dBuV/m	dB	
1	1274.802	3.71	24.95	38.35	41.07	31.38	68.20	-36.82	peak
2	1503.119	4.07	26.81	38.39	40.22	32.71	74.00	-41.29	peak
3	4392.376	7.05	34.74	35.80	37.30	43.29	74.00	-30.71	peak
4	8036.214	10.17	36.40	36.60	40.07	50.04	74.00	-23.96	peak
5	13890.000	13.76	39.48	37.22	33.67	49.69	68.20	-18.51	peak
6	17844.590	15.06	43.90	37.64	28.50	49.82	74.00	-24.18	peak

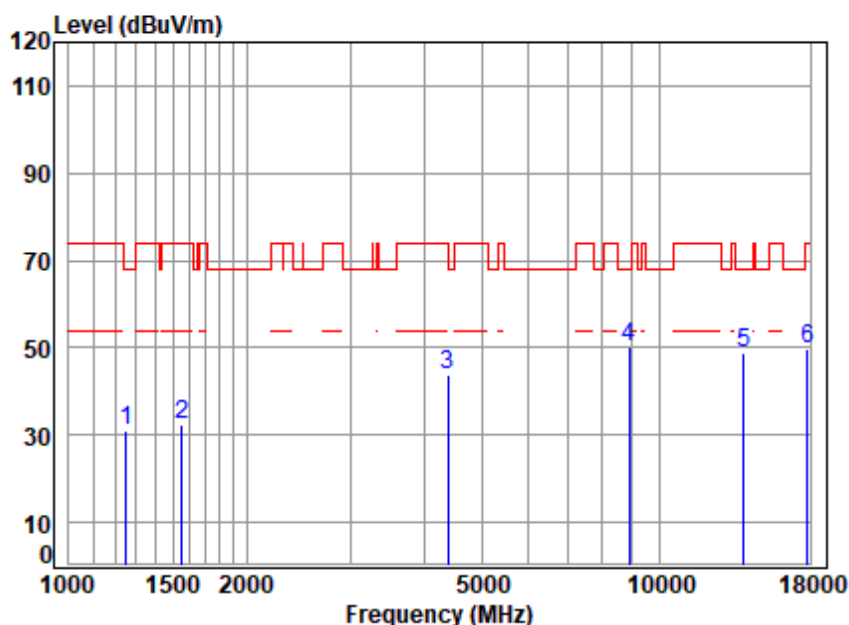


SGS-CSTC Standards Technical Services Co., Ltd.
Shenzhen Branch (SZEMC) Laboratory

Unless otherwise agreed in writing, this document is issued by the Company subject to its General Conditions of Service printed overleaf, available on request or accessible at <https://www.sgs.com/en/Terms-and-Conditions>. Attention is drawn to the limitation of liability, indemnification and jurisdiction issues defined therein. Any holder of this document is advised that information contained hereon reflects the Company's findings at the time of its intervention only and within the limits of Client's instructions, if any. The Company's sole responsibility is to its Client and this document does not exonerate parties to a transaction from exercising all their rights and obligations under the transaction documents. This document cannot be reproduced except in full, without prior written approval of the Company. Any unauthorized alteration, forgery or falsification of the content or appearance of this document is unlawful and offenders may be prosecuted to the fullest extent of the law. Unless otherwise stated the results shown in this test report refer only to the sample(s) tested and such sample(s) are retained for 30 days only.

Attention: To check the authenticity of testing / inspection report & certificate, please contact us at telephone: (86-755) 8307 1443, or email: CN.Doccheck@sgs.com
No.1 Workshop, M-10, Middle Section, Science & Technology Park, Nanshan District, Shenzhen, Guangdong, China 518057 t (86-755) 26012053 f (86-755) 26710594 www.sgs.com.cn
中国·广东·深圳市南山区科技园中区M-10栋1号厂房 邮编: 518057 t (86-755) 26012053 f (86-755) 26710594 sgs.china@sgs.com

Test Mode: 33; Polarity: Vertical; Modulation:802.11ax(Full RU0); Bandwidth:80MHz; Channel:Low

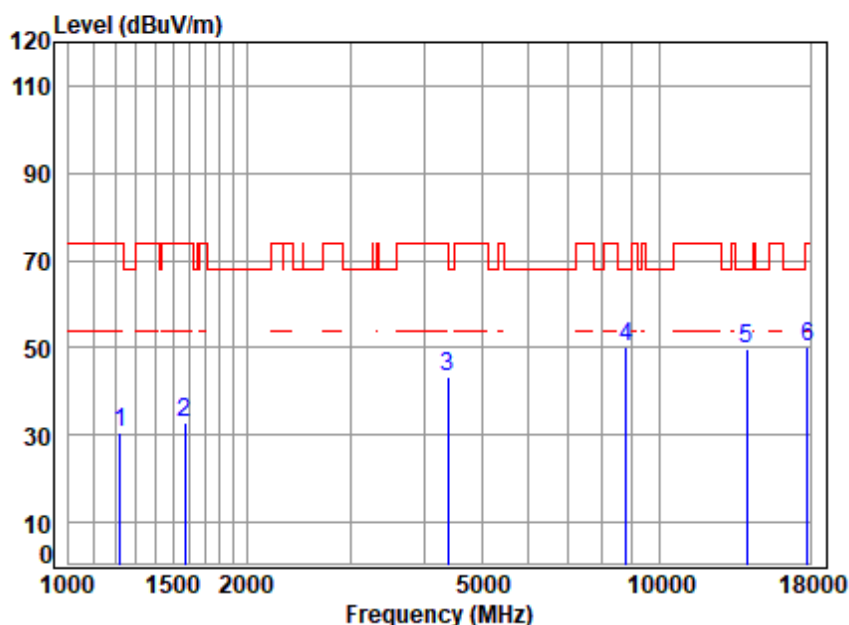


Site : chamber
Condition: 3m VERTICAL
Job No : 03367AT/03368AT
Mode : 6945 TX RSE
Note : 6E WIFI 11AX80

	Freq	Cable Loss	Ant Factor	Preamp Factor	Read Level	Level	Limit	Over Limit	Remark
	MHz	dB	dB/m	dB	dBuV	dBuV/m	dBuV/m	dB	
1	1249.269	3.67	25.09	38.35	40.84	31.25	68.20	-36.95	peak
2	1556.169	4.14	26.98	38.40	39.88	32.60	74.00	-41.40	peak
3	4379.699	7.04	34.64	35.81	37.73	43.60	74.00	-30.40	peak
4 q	8891.725	11.73	37.20	37.50	38.68	50.11	68.20	-18.09	peak
5	13890.000	13.76	39.48	37.22	32.77	48.79	68.20	-19.41	peak
6	17844.590	15.06	43.90	37.64	28.32	49.64	74.00	-24.36	peak



Test Mode: 33; Polarity: Horizontal; Modulation:802.11ax(Full RU0); Bandwidth:80MHz; Channel:High

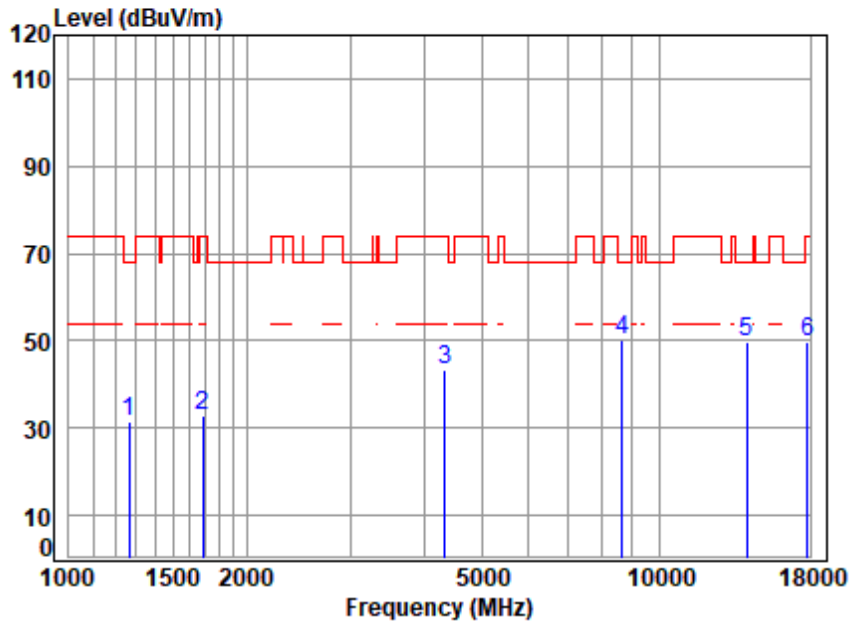


Site : chamber
Condition: 3m HORIZONTAL
Job No : 03367AT/03368AT
Mode : 7025 TX RSE
Note : 6E WIFI 11AX80

	Freq	Cable Loss	Ant Factor	Preamp Factor	Read Level	Level	Limit	Over	Remark
	MHz	dB	dB/m	dB	dBuV	dBuV/m	dBuV/m	dB	
1	1220.714	3.62	24.69	38.34	40.76	30.73	74.00	-43.27	peak
2	1574.265	4.17	26.90	38.40	40.02	32.69	74.00	-41.31	peak
3	4379.699	7.04	34.64	35.81	37.54	43.41	74.00	-30.59	peak
4 q	8789.516	11.55	37.06	37.40	39.06	50.27	68.20	-17.93	peak
5	14050.000	13.80	39.75	37.20	33.45	49.80	68.20	-18.40	peak
6	17793.090	15.03	43.89	37.63	28.81	50.10	74.00	-23.90	peak



Test Mode: 33; Polarity: Vertical; Modulation:802.11ax(Full RU0); Bandwidth:80MHz; Channel:High

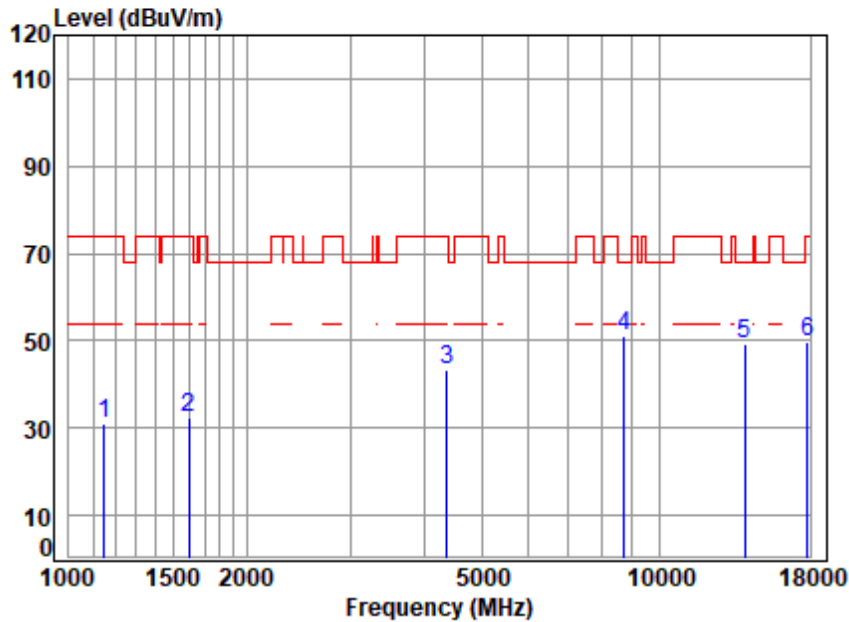


Site : chamber
Condition: 3m VERTICAL
Job No : 03367AT/03368AT
Mode : 7025 TX RSE
Note : 6E WIFI 11AX80

	Freq	Cable Loss	Ant Factor	Preamp Factor	Read Level	Level	Limit Line	Over Limit	Remark
	MHz	dB	dB/m	dB	dBuV	dBuV/m	dBuV/m	dB	
1	1263.796	3.69	25.02	38.35	40.98	31.34	68.20	-36.86	peak
2	1687.347	4.31	26.23	38.41	40.61	32.74	74.00	-41.26	peak
3	4341.886	7.02	34.34	35.84	37.99	43.51	74.00	-30.49	peak
4 q	8638.399	11.29	36.90	37.24	39.21	50.16	68.20	-18.04	peak
5	14050.000	13.80	39.75	37.20	33.48	49.83	68.20	-18.37	peak
6	17844.590	15.06	43.90	37.64	28.24	49.56	74.00	-24.44	peak



Test Mode: 33; Polarity: Horizontal; Modulation:802.11ax(Full RU0); Bandwidth:160MHz; Channel:middle

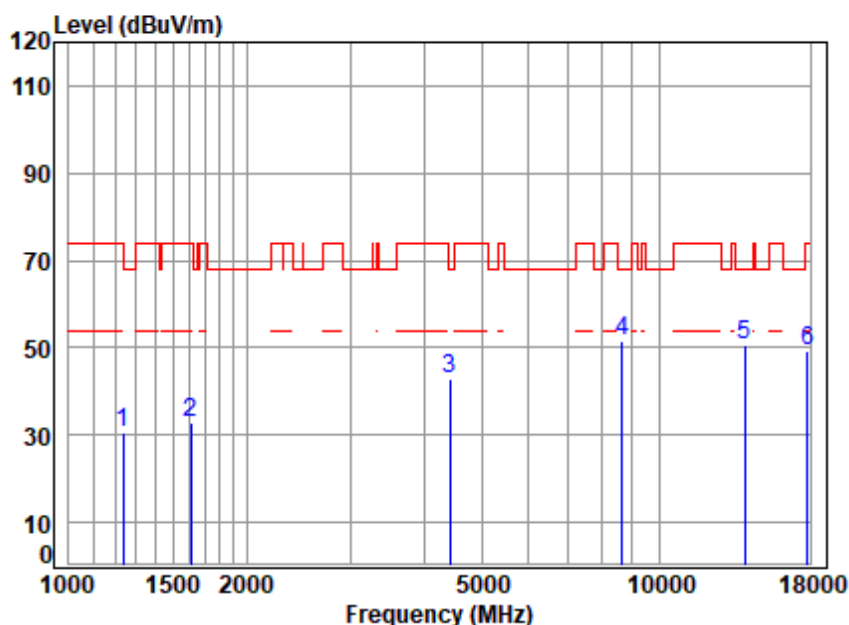


Site : chamber
Condition: 3m HORIZONTAL
Job No : 03367AT/03368AT
Mode : 6985 TX RSE
Note : 6E WIFI 11AX160

	Freq	Cable Loss	Ant Factor	Preamp Factor	Read Level	Level	Limit	Over	Remark
	MHz	dB	dB/m	dB	dBuV	dBuV/m	dBuV/m	dB	
1	1148.823	3.49	23.90	38.33	41.99	31.05	74.00	-42.95	peak
2	1597.181	4.20	26.81	38.40	39.91	32.52	74.00	-41.48	peak
3	4367.058	7.04	34.54	35.82	37.55	43.31	74.00	-30.69	peak
4 q	8713.630	11.42	36.90	37.32	40.11	51.11	68.20	-17.09	peak
5	13970.000	13.78	39.64	37.21	33.06	49.27	68.20	-18.93	peak
6	17844.590	15.06	43.90	37.64	28.49	49.81	74.00	-24.19	peak



Test Mode: 33; Polarity: Vertical; Modulation:802.11ax(Full RU0); Bandwidth:160MHz; Channel:middle



Site : chamber
Condition: 3m VERTICAL
Job No : 03367AT/03368AT
Mode : 6985 TX RSE
Note : 6E WIFI 11AX160

	Freq	Cable Loss	Ant Factor	Preamp Factor	Read Level	Level	Limit Line	Over Limit	Remark
	MHz	dB	dB/m	dB	dBuV	dBuV/m	dBuV/m	dB	
1	1234.909	3.64	24.89	38.35	40.25	30.43	74.00	-43.57	peak
2	1611.091	4.22	26.69	38.40	40.49	33.00	74.00	-41.00	peak
3	4417.841	7.07	34.59	35.78	37.19	43.07	68.20	-25.13	peak
4 q	8638.399	11.29	36.90	37.24	40.67	51.62	68.20	-16.58	peak
5	13970.000	13.78	39.64	37.21	34.36	50.57	68.20	-17.63	peak
6	17844.590	15.06	43.90	37.64	28.06	49.38	74.00	-24.62	peak



7.6 Non-occupancy period

Test Requirement KDB 905462 D02 Section 5.1

Test Method: KDB 905462 D02 Section 7.8.3

Limit:

Test item	Limit	Applicability	
		Master Device or client with Radar Detection	Client without Radar Detection
Non-occupancy period	Minimum 30 minutes	Yes	Not required
Channel Availability Check Time	60 seconds	Yes	Not required
Channel Move Time	10 seconds See Note 1.	Yes	Yes
Channel Closing Transmission Time	200 milliseconds + an aggregate of 60 milliseconds over remaining 10 second period. See Notes 1 and 2.	Yes	Yes
U-NII Detection Bandwidth	Minimum 100% of the U-NII 99% transmission power bandwidth. See Note 3.	Yes	Not required

Note 1: Channel Move Time and the Channel Closing Transmission Time should be performed with Radar Type 0. The measurement timing begins at the end of the Radar Type 0 burst.

Note 2: The Channel Closing Transmission Time is comprised of 200 milliseconds starting at the beginning of the Channel Move Time plus any additional intermittent control signals required to facilitate a Channel move (an aggregate of 60 milliseconds) during the remainder of the 10 second period. The aggregate duration of control signals will not count quiet periods in between transmissions.

Note 3: During the U-NII Detection Bandwidth detection test, radar type 0 should be used. For each frequency step the minimum percentage of detection is 90 percent. Measurements are performed with no data traffic.

7.6.1 E.U.T. Operation

Operating Environment:

Temperature: 22.5 °C

Humidity: 51.4 % RH

Atmospheric Pressure: 1000 mbar

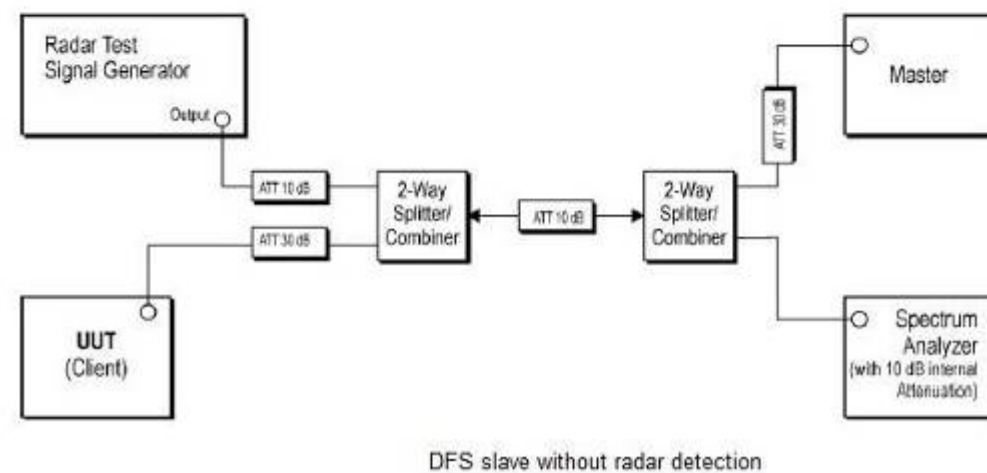
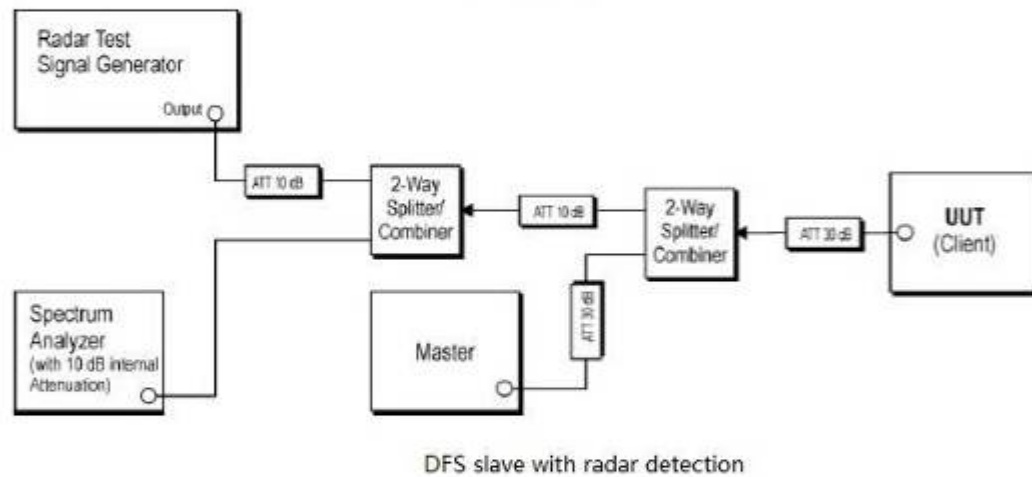
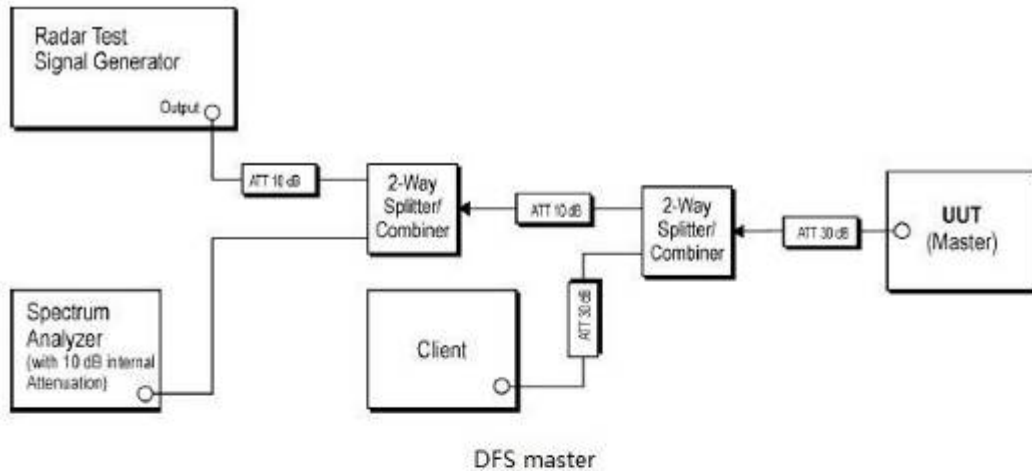
7.6.2 Test Mode Description

Pre-scan / Mode
Final test Code Description

Final test 56 Normal operating_Keep the EUT communication with the companion device.



7.6.3 Test Setup Diagram



7.6.4 Measurement Procedure and Data

- 1) The radar pulse generator is setup to provide a pulse at frequency that the master and client are operating. A type 0 radar pulse with a 1us pulse width and a 1428us PRI is used for the testing.
- 2) The vector signal generator is adjusted to provide the radar burst (18 pulses) at the level of approximately -61dBm at the antenna port of the master device.
- 3) A trigger is provided from the pulse generator to the DFS monitoring system in order to capture the traffic and the occurrence of the radar pulse.
- 4) EUT will associate with the master at channel. The file "iperf.exe" specified by the FCC is streamed from the PC 2 through the master and the client device to the PC 1 and played in full motion video using Media Player Classic Ver. 6.4.8.6 in order to properly load the network for the entire period of the test.
- 5) When radar burst with a level equal to the DFS Detection Threshold +1dB is generated on the operating channel of the U-NII device. At time T0 the radar waveform generator sends a burst of pulse of the radar waveform at Detection Threshold +1dB.
- 6) Observe the transmissions of the EUT at the end of the radar Burst on the Operating Channel. Measure and record the transmissions from the UUT during the observation time (Channel Move Time). One 15 seconds plot is reported for the Short Pulse Radar Type 0. The plot for the Short Pulse Radar Types start at the end of the radar burst. The Channel Move Time will be calculated based on the zoom in 600ms plot of the Short Pulse Radar Type.
- 7) Measurement of the aggregate duration of the Channel Closed Transmission Time method. With the spectrum analyzer set to zero span tuned to the center frequency of the EUT operating channel at the radar simulated frequency, peak detection, and max hold, the dwell time per bin is given by: $Dwell (0.3ms) = S (12000ms) / B (4000)$; where Dwell is the dwell time per spectrum analyzer sampling bin, S is sweep time and B is the number of spectrum analyzer sampling bins. An upper bound of the aggregate duration of the intermittent control signals of Channel Closing Transmission Time is calculated by: $C (ms) = N \times Dwell (0.3ms)$; where C is the Closing Time, N is the number of spectrum analyzer sampling bins (intermittent control signals) showing a U-NII transmission and Dwell is the dwell time per bin.
- 8) Measurement the EUT for more than 30 minutes following the channel move time to verify that no transmission or beacons occur on this channel.

Please Refer to Appendix for Details

7.7 Channel Move Time

Test Requirement KDB 905462 D02 Section 5.1
 Test Method: KDB 905462 D02 Section 7.8.3
 Limit:

Test item	Limit	Applicability	
		Master Device or client with Radar Detection	Client without Radar Detection
Non-occupancy period	Minimum 30 minutes	Yes	Not required
Channel Availability Check Time	60 seconds	Yes	Not required
Channel Move Time	10 seconds See Note 1.	Yes	Yes
Channel Closing Transmission Time	200 milliseconds + an aggregate of 60 milliseconds over remaining 10 second period. See Notes 1 and 2.	Yes	Yes
U-NII Detection Bandwidth	Minimum 100% of the U-NII 99% transmission power bandwidth. See Note 3.	Yes	Not required

Note 1: Channel Move Time and the Channel Closing Transmission Time should be performed with Radar Type 0. The measurement timing begins at the end of the Radar Type 0 burst.

Note 2: The Channel Closing Transmission Time is comprised of 200 milliseconds starting at the beginning of the Channel Move Time plus any additional intermittent control signals required to facilitate a Channel move (an aggregate of 60 milliseconds) during the remainder of the 10 second period. The aggregate duration of control signals will not count quiet periods in between transmissions.

Note 3: During the U-NII Detection Bandwidth detection test, radar type 0 should be used. For each frequency step the minimum percentage of detection is 90 percent. Measurements are performed with no data traffic.

7.7.1 E.U.T. Operation

Operating Environment:

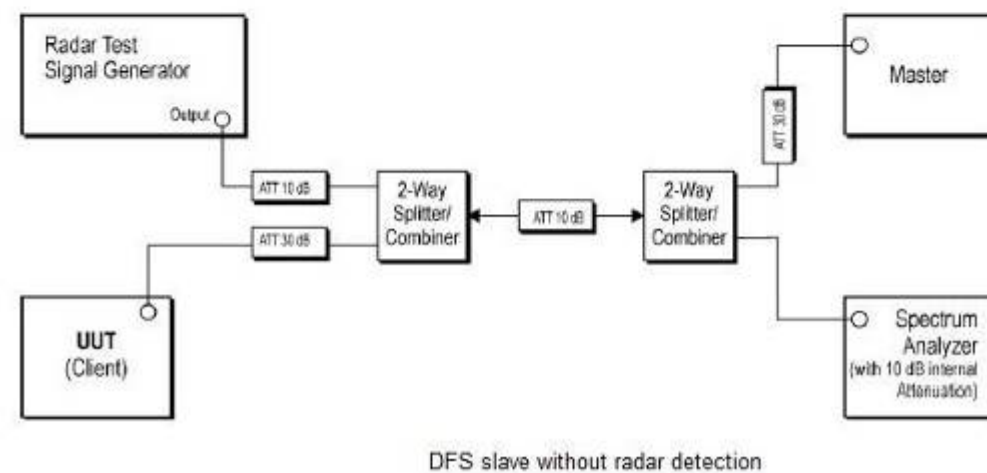
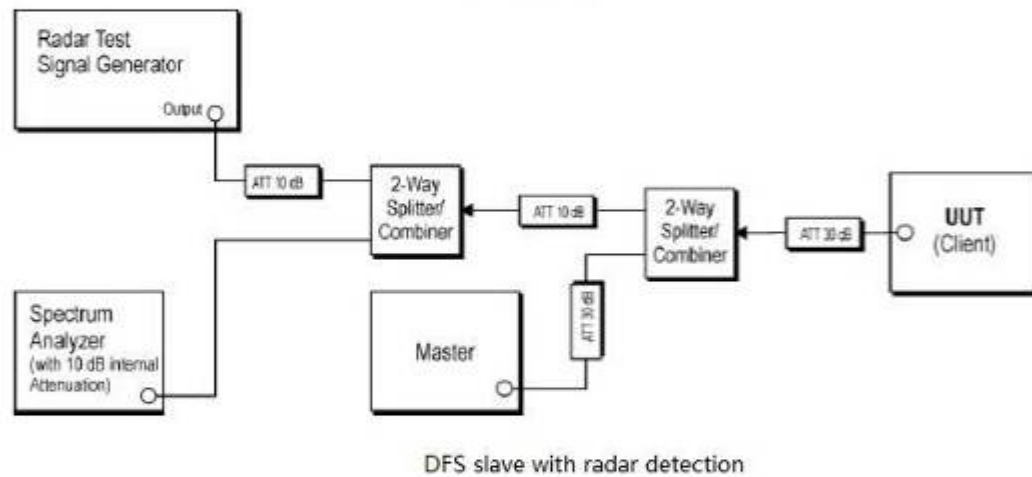
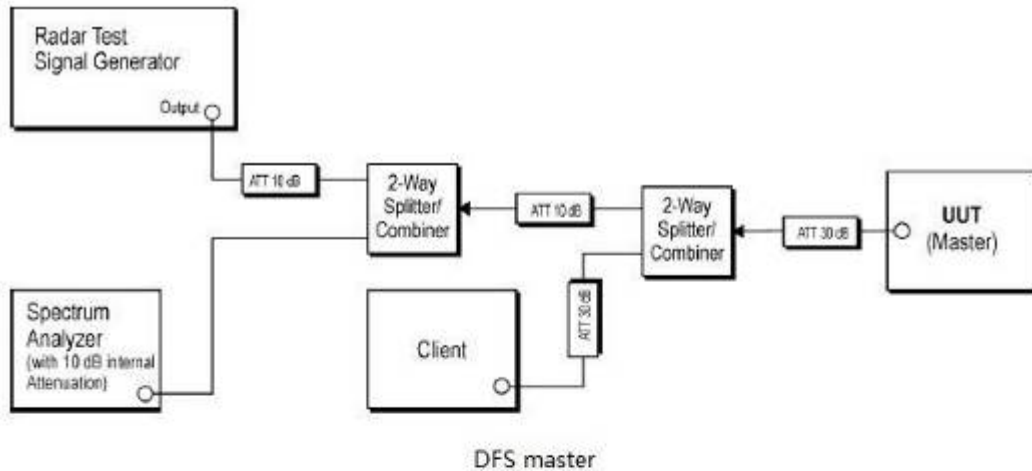
Temperature: 22.5 °C Humidity: 51.4 % RH Atmospheric Pressure: 1000 mbar

7.7.2 Test Mode Description

Pre-scan / Final test	Mode Code	Description
Final test	56	Normal operating_Keep the EUT communication with the companion device.



7.7.3 Test Setup Diagram



7.7.4 Measurement Procedure and Data

- 1) The radar pulse generator is setup to provide a pulse at frequency that the master and client are operating. A type 0 radar pulse with a 1us pulse width and a 1428us PRI is used for the testing.
- 2) The vector signal generator is adjusted to provide the radar burst (18 pulses) at the level of approximately -61dBm at the antenna port of the master device.
- 3) A trigger is provided from the pulse generator to the DFS monitoring system in order to capture the traffic and the occurrence of the radar pulse.
- 4) EUT will associate with the master at channel. The file "iperf.exe" specified by the FCC is streamed from the PC 2 through the master and the client device to the PC 1 and played in full motion video using Media Player Classic Ver. 6.4.8.6 in order to properly load the network for the entire period of the test.
- 5) When radar burst with a level equal to the DFS Detection Threshold +1dB is generated on the operating channel of the U-NII device. At time T0 the radar waveform generator sends a burst of pulse of the radar waveform at Detection Threshold +1dB.
- 6) Observe the transmissions of the EUT at the end of the radar Burst on the Operating Channel. Measure and record the transmissions from the UUT during the observation time (Channel Move Time). One 15 seconds plot is reported for the Short Pulse Radar Type 0. The plot for the Short Pulse Radar Types start at the end of the radar burst. The Channel Move Time will be calculated based on the zoom in 600ms plot of the Short Pulse Radar Type.
- 7) Measurement of the aggregate duration of the Channel Closed Transmission Time method. With the spectrum analyzer set to zero span tuned to the center frequency of the EUT operating channel at the radar simulated frequency, peak detection, and max hold, the dwell time per bin is given by: $Dwell (0.3ms) = S (12000ms) / B (4000)$; where Dwell is the dwell time per spectrum analyzer sampling bin, S is sweep time and B is the number of spectrum analyzer sampling bins. An upper bound of the aggregate duration of the intermittent control signals of Channel Closing Transmission Time is calculated by: $C (ms) = N \times Dwell (0.3ms)$; where C is the Closing Time, N is the number of spectrum analyzer sampling bins (intermittent control signals) showing a U-NII transmission and Dwell is the dwell time per bin.
- 8) Measurement the EUT for more than 30 minutes following the channel move time to verify that no transmission or beacons occur on this channel.

Please Refer to Appendix for Details



7.8 Channel Closing Transmission Time

Test Requirement KDB 905462 D02 Section 5.1

Test Method: KDB 905462 D02 Section 7.8.3

Limit:

Test item	Limit	Applicability	
		Master Device or client with Radar Detection	Client without Radar Detection
Non-occupancy period	Minimum 30 minutes	Yes	Not required
Channel Availability Check Time	60 seconds	Yes	Not required
Channel Move Time	10 seconds See Note 1.	Yes	Yes
Channel Closing Transmission Time	200 milliseconds + an aggregate of 60 milliseconds over remaining 10 second period. See Notes 1 and 2.	Yes	Yes
U-NII Detection Bandwidth	Minimum 100% of the U-NII 99% transmission power bandwidth. See Note 3.	Yes	Not required

Note 1: Channel Move Time and the Channel Closing Transmission Time should be performed with Radar Type 0. The measurement timing begins at the end of the Radar Type 0 burst.

Note 2: The Channel Closing Transmission Time is comprised of 200 milliseconds starting at the beginning of the Channel Move Time plus any additional intermittent control signals required to facilitate a Channel move (an aggregate of 60 milliseconds) during the remainder of the 10 second period. The aggregate duration of control signals will not count quiet periods in between transmissions.

Note 3: During the U-NII Detection Bandwidth detection test, radar type 0 should be used. For each frequency step the minimum percentage of detection is 90 percent. Measurements are performed with no data traffic.

7.8.1 E.U.T. Operation

Operating Environment:

Temperature: 22.5 °C

Humidity: 51.4 % RH

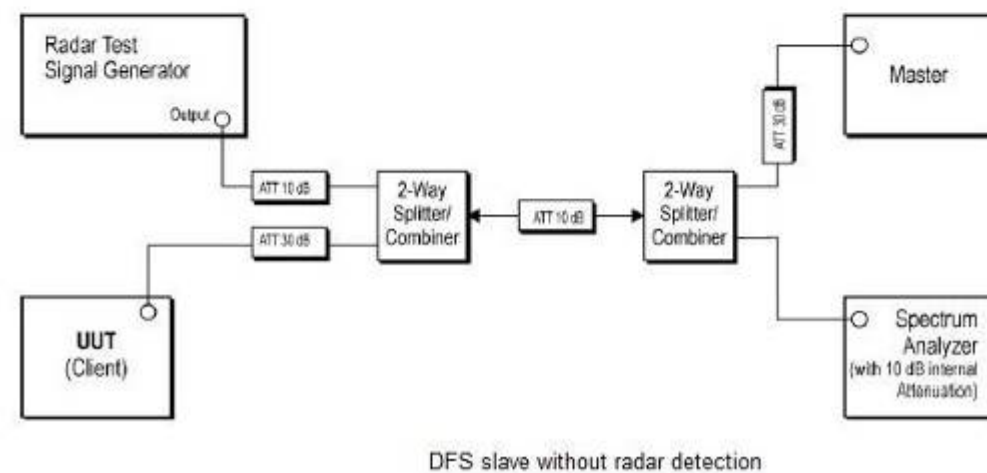
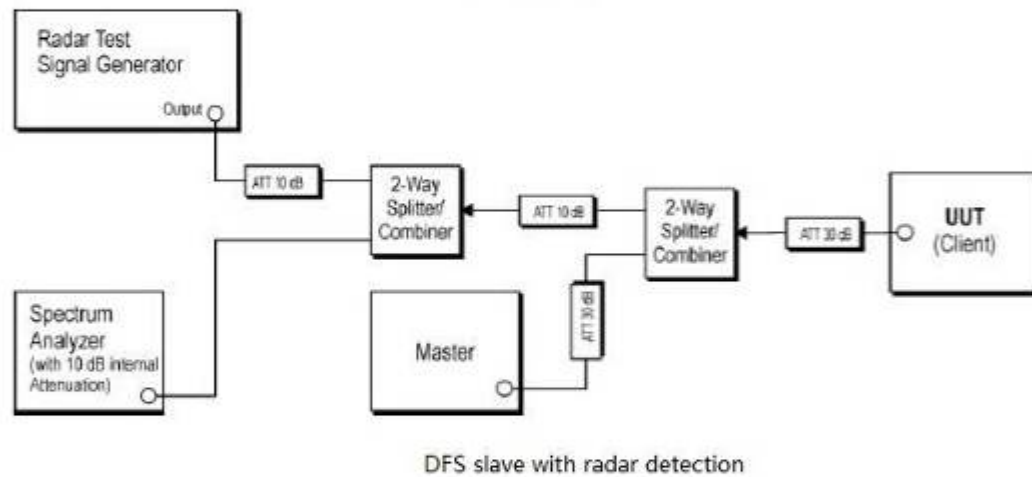
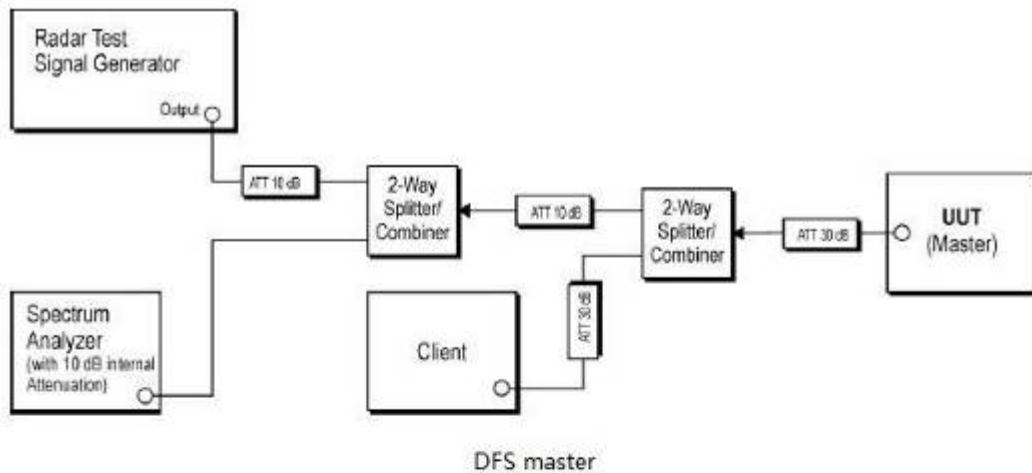
Atmospheric Pressure: 1000 mbar

7.8.2 Test Mode Description

Pre-scan / Final test	Mode Code	Description
Final test	56	Normal operating_Keep the EUT communication with the companion device.



7.8.3 Test Setup Diagram



7.8.4 Measurement Procedure and Data

- 1) The radar pulse generator is setup to provide a pulse at frequency that the master and client are operating. A type 0 radar pulse with a 1us pulse width and a 1428us PRI is used for the testing.
- 2) The vector signal generator is adjusted to provide the radar burst (18 pulses) at the level of approximately -61dBm at the antenna port of the master device.
- 3) A trigger is provided from the pulse generator to the DFS monitoring system in order to capture the traffic and the occurrence of the radar pulse.
- 4) EUT will associate with the master at channel. The file "iperf.exe" specified by the FCC is streamed from the PC 2 through the master and the client device to the PC 1 and played in full motion video using Media Player Classic Ver. 6.4.8.6 in order to properly load the network for the entire period of the test.
- 5) When radar burst with a level equal to the DFS Detection Threshold +1dB is generated on the operating channel of the U-NII device. At time T0 the radar waveform generator sends a burst of pulse of the radar waveform at Detection Threshold +1dB.
- 6) Observe the transmissions of the EUT at the end of the radar Burst on the Operating Channel. Measure and record the transmissions from the UUT during the observation time (Channel Move Time). One 15 seconds plot is reported for the Short Pulse Radar Type 0. The plot for the Short Pulse Radar Types start at the end of the radar burst. The Channel Move Time will be calculated based on the zoom in 600ms plot of the Short Pulse Radar Type.
- 7) Measurement of the aggregate duration of the Channel Closed Transmission Time method. With the spectrum analyzer set to zero span tuned to the center frequency of the EUT operating channel at the radar simulated frequency, peak detection, and max hold, the dwell time per bin is given by: $Dwell (0.3ms) = S (12000ms) / B (4000)$; where Dwell is the dwell time per spectrum analyzer sampling bin, S is sweep time and B is the number of spectrum analyzer sampling bins. An upper bound of the aggregate duration of the intermittent control signals of Channel Closing Transmission Time is calculated by: $C (ms) = N \times Dwell (0.3ms)$; where C is the Closing Time, N is the number of spectrum analyzer sampling bins (intermittent control signals) showing a U-NII transmission and Dwell is the dwell time per bin.
- 8) Measurement the EUT for more than 30 minutes following the channel move time to verify that no transmission or beacons occur on this channel.

Please Refer to Appendix for Details



8 Test Setup Photo

Refer to Setup Photo for SZCR2310003367AT

9 EUT Constructional Details (EUT Photos)

Refer to External and Internal Photos for SZCR2310003367AT



10 Appendix

Note: only record the worst test result.

1. Contention Based Protocol

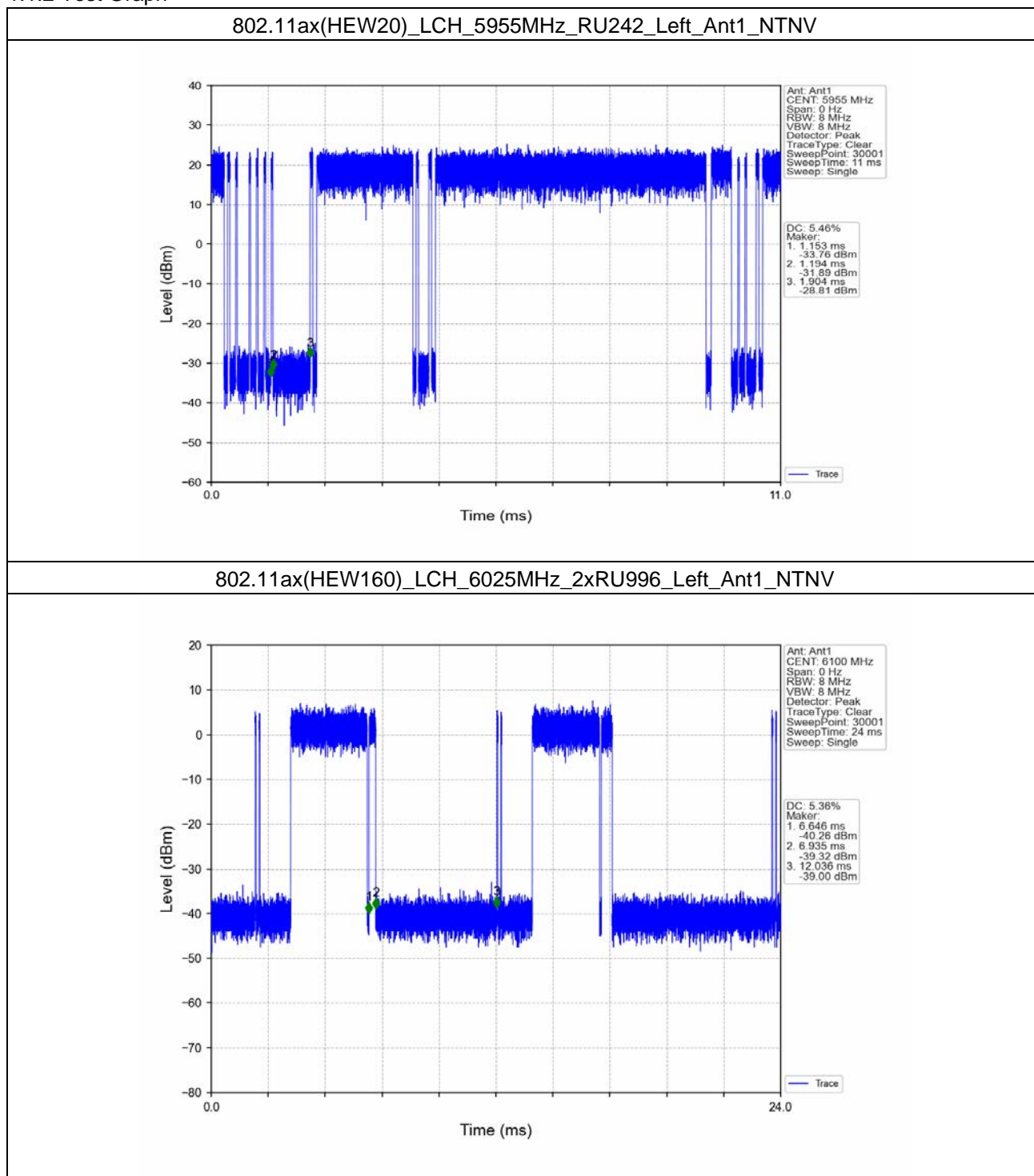
1.1 DC_Ant1

1.1.1 Test Result

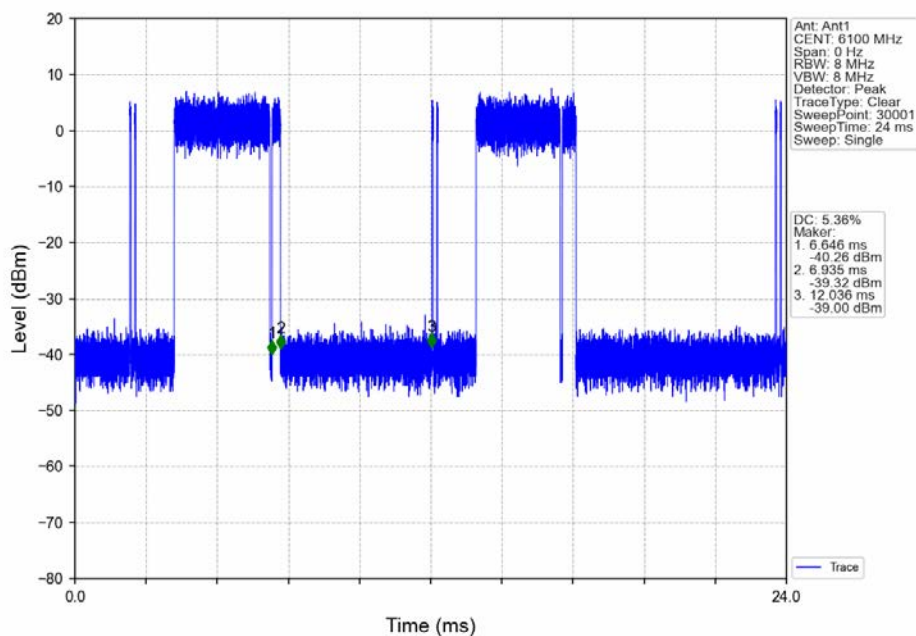
Ant1_NTNV									
Mode	TX Type	Freq (MHz)	RU	RU Pos	T_on (ms)	Period (ms)	Duty Cycle (%)	Duty Cycle Correction Factor (dB)	Max. DC Variation (%)
802.11ax (HEW20)	MIMO	5955	RU242	Left	0.041	0.751	5.46	12.63	92.78
802.11ax (HEW160)	MIMO	6025	2xRU996	Left	0.289	5.390	5.36	12.71	92.64



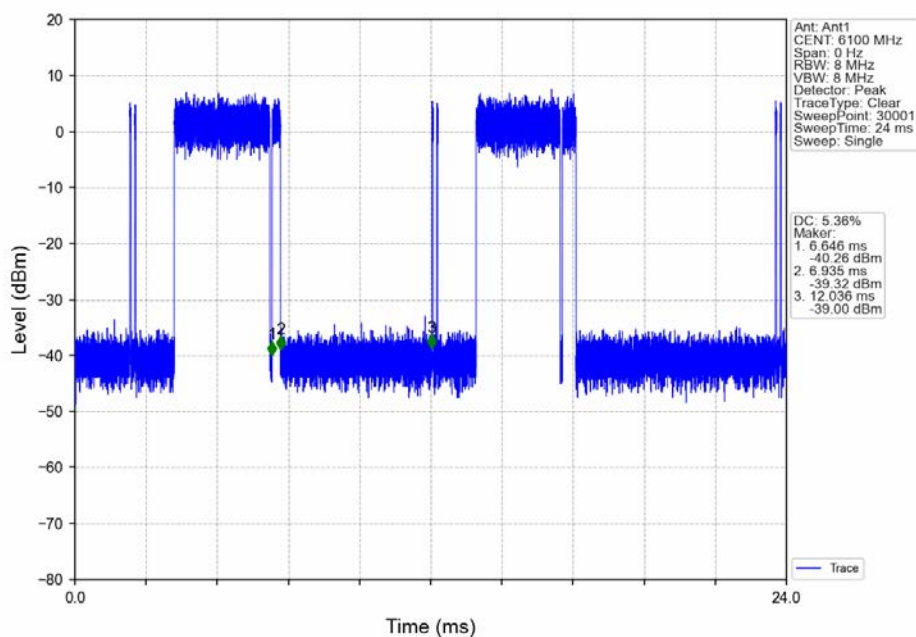
1.1.2 Test Graph



802.11ax(HEW160)_LCH_6025MHz_2xRU996_Left_Ant1_NTNV



802.11ax(HEW160)_LCH_6025MHz_2xRU996_Left_Ant1_NTNV



SGS-CSTC Standards Technical Services Co., Ltd. Shenzhen Branch

SZEMC-TRF-01 Rev. A/1

Report No.: SZCR231000336706

Page: 294 of 301

1.2 CBP_Ant1

1.2.1 Test Result

Ant1_NTNV								
Mode	TX Type	Freq (MHz)	RU	RU Pos	Incumbent Frequency (MHz)	Detected Level (dBm)		Verdict
						Result	Limit	
802.11ax (HEW20)	MIMO	5955	RU242	Left	5955.000	-62.50	<=-62	Pass
802.11ax (HEW160)	MIMO	6025	2xRU996	Left	5950.000	-62.50	<=-62	Pass
					6025.000	-62.50	<=-62	Pass
					6100.000	-63.00	<=-62	Pass

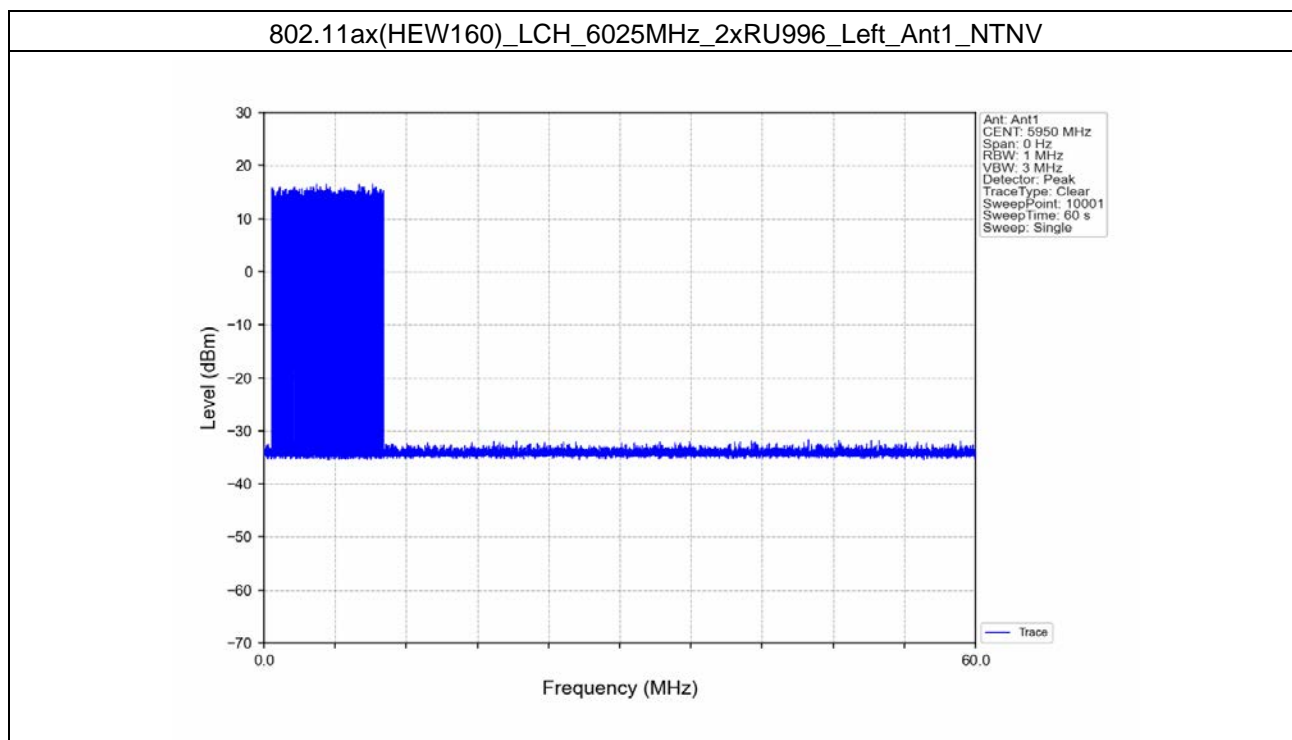
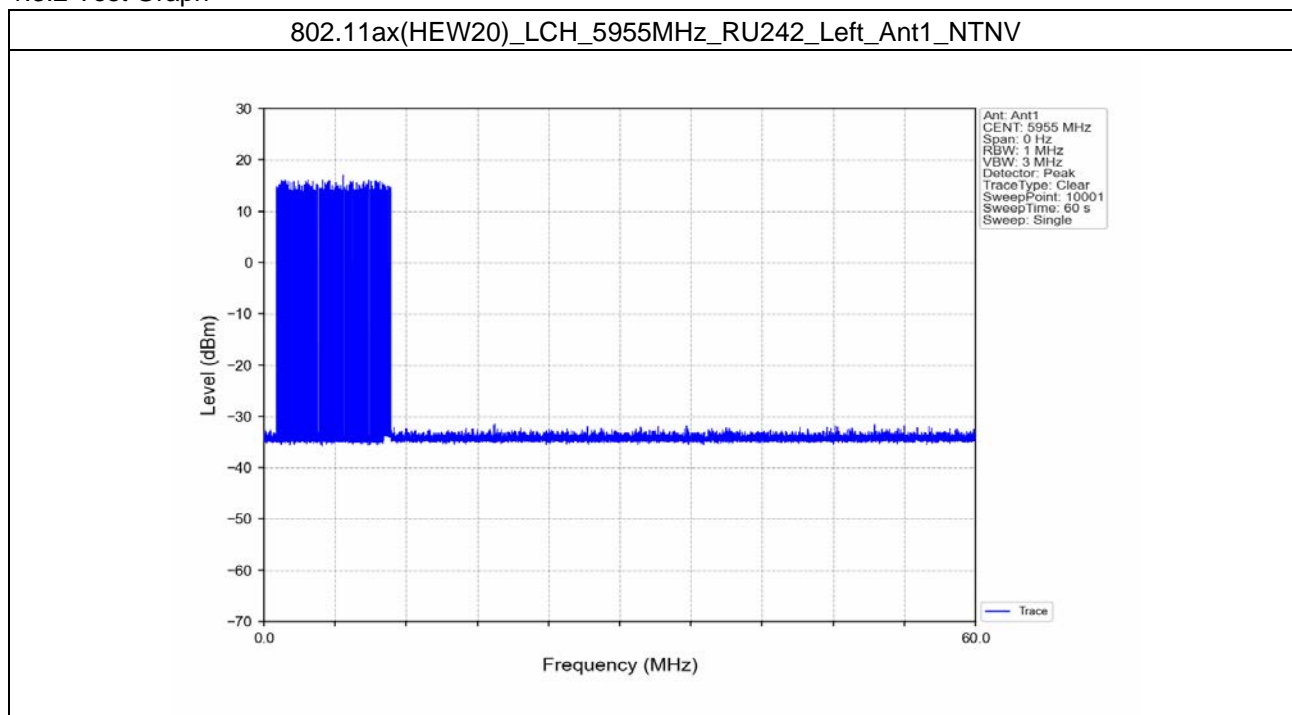
1.3 Data_Ant1

1.3.1 Test Result

Ant1_NTNV																		
Mode	TX Type	Freq (MHz)	RU	RU Pos	Incumbent Freq (MHz)	1	2	3	4	5	6	7	8	9	10	Detected Probability (%)		Verdict
																Result	Limit	
802.11ax (HEW20)	MIMO	5955	RU242	Left	5955.000	Y	Y	Y	Y	Y	Y	Y	Y	Y	Y	100	>=90	Pass
802.11ax (HEW160)	MIMO	6025	2xRU996	Left	5950.000	Y	Y	Y	Y	Y	Y	Y	Y	Y	Y	100	>=90	Pass
					6025.000	Y	Y	Y	Y	Y	Y	Y	Y	Y	Y	100	>=90	Pass
					6100.000	Y	Y	Y	Y	Y	Y	Y	Y	Y	Y	100	>=90	Pass

Note1: CBP Detection Trials (Y=Detection, N=No Detection)

1.3.2 Test Graph



2. DFS

(DFS: Non-occupancy period; Channel Move Time; Channel Closing Transmission Time)

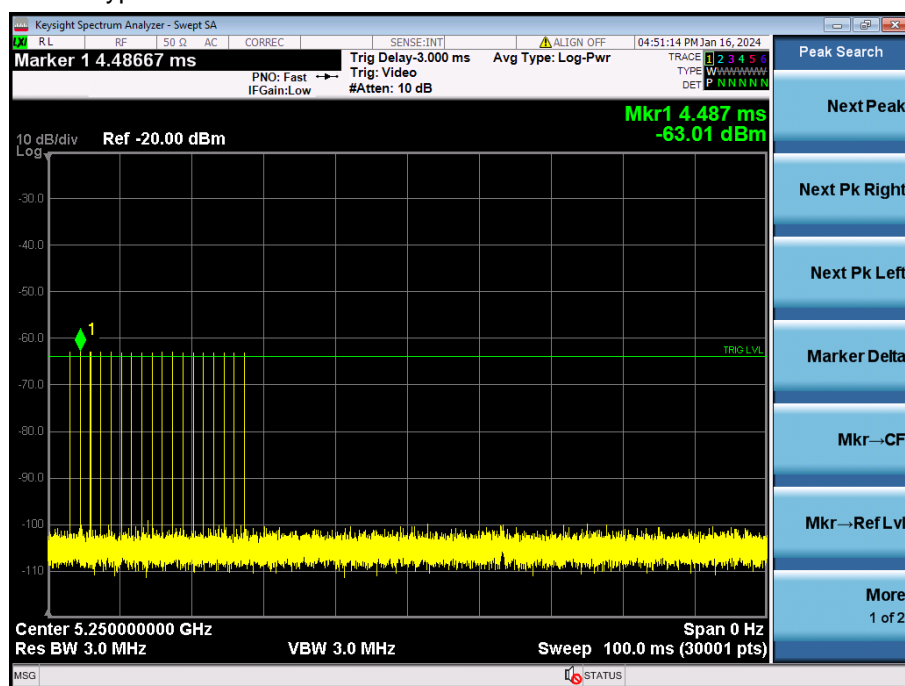
Note: All antennas type has been tested and we found the antenna 1 has the worst result.

Only record the worst test result.

Test plots as follows:

Radar Waveform Calibration Result

Radar Type 0



SGS-CSTC Standards Technical Services Co., Ltd. Shenzhen Branch

SZEMC-TRF-01 Rev. A/1

Report No.: SZCR231000336706

Page: 297 of 301

Test Data:

BW/Channel	Test Item	Test data	Limit	Results
160MHz/ 5250MHz	Non-occupancy period	Refer to test plots	>30 min	pass
	Channel Move Time	0.0s	< 10 s	Pass
	Channel Closing Transmission Time	0.0s	<60ms	Pass

BW/Channel	Test Item	Test data	Limit	Results
160MHz/ 5570MHz	Non-occupancy period	Refer to test plots	>30 min	pass
	Channel Move Time	0.3989s	< 10 s	Pass
	Channel Closing Transmission Time	0.0015s	<60ms	Pass

BW/Channel	Test Item	Test data	Limit	Results
80MHz/ 5530MHz	Non-occupancy period	Refer to test plots	>30 min	pass
	Channel Move Time	0.3287s	< 10 s	Pass
	Channel Closing Transmission Time	0.0020s	<60ms	Pass



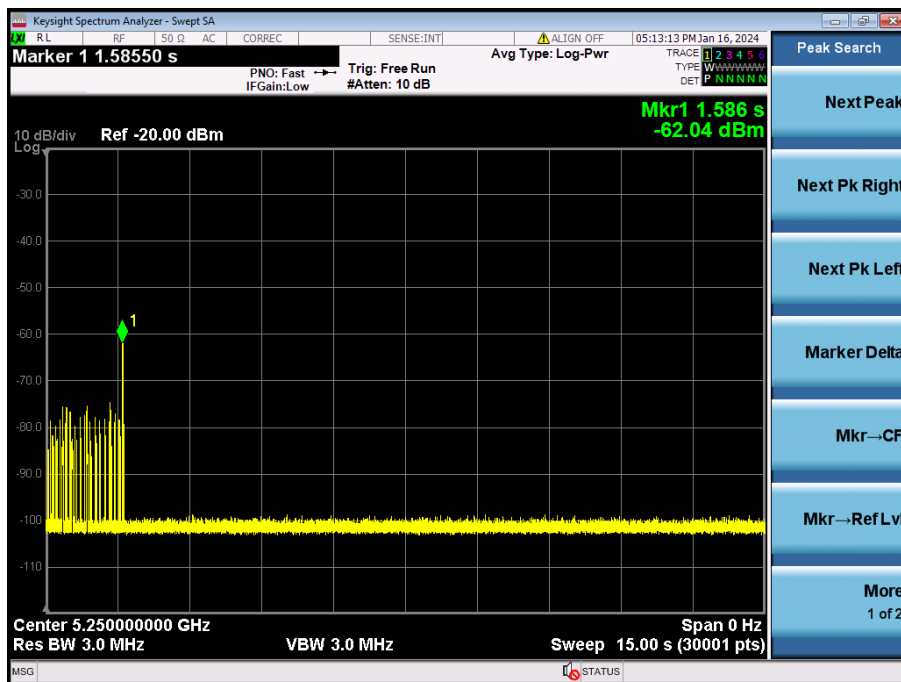
SGS-CSTC Standards Technical Services Co., Ltd.
Shenzhen Branch Testing & Calibration Laboratory

Unless otherwise agreed in writing, this document is issued by the Company subject to its General Conditions of Service printed overleaf, available on request or accessible at <https://www.sgs.com/en/Terms-and-Conditions>. Attention is drawn to the limitation of liability, indemnification and jurisdiction issues defined therein. Any holder of this document is advised that information contained hereon reflects the Company's findings at the time of its intervention only and within the limits of Client's instructions, if any. The Company's sole responsibility is to its Client and this document does not exonerate parties to a transaction from exercising all their rights and obligations under the transaction documents. This document cannot be reproduced except in full, without prior written approval of the Company. Any unauthorized alteration, forgery or falsification of the content or appearance of this document is unlawful and offenders may be prosecuted to the fullest extent of the law. Unless otherwise stated the results shown in this test report refer only to the sample(s) tested and such sample(s) are retained for 30 days only.

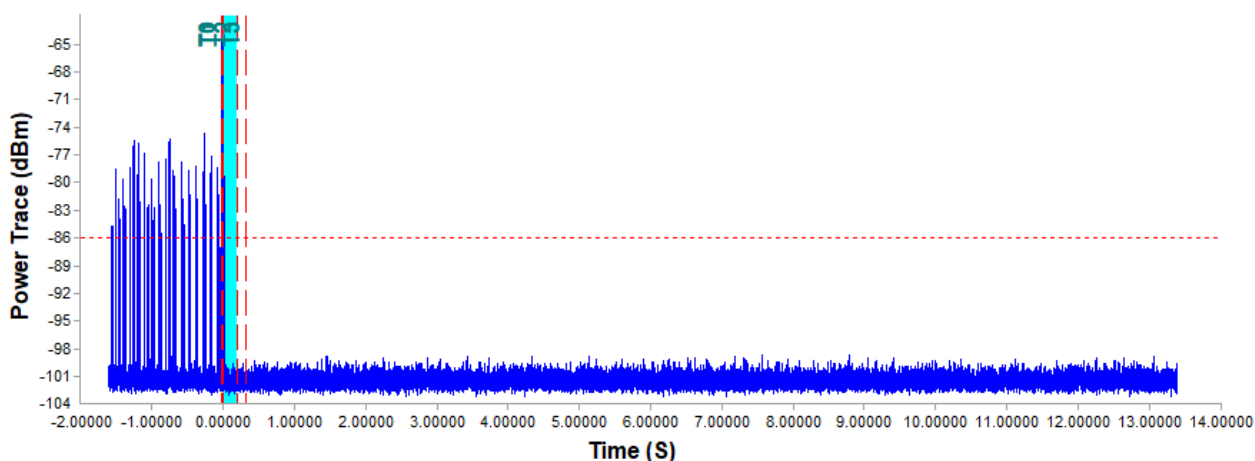
Attention: To check the authenticity of testing / inspection report & certificate, please contact us at telephone: (86-755) 8307 1443, or email: CN.Doccheck@sgs.com

No.1 Workshop, M-10, Middle Section, Science & Technology Park, Nanshan District, Shenzhen, Guangdong, China 518057 t (86-755) 26012053 f (86-755) 26710594 www.sgs.com.cn
中国·广东·深圳市南山区科技园中区M-10栋1号厂房 邮编: 518057 t (86-755) 26012053 f (86-755) 26710594 sgs.china@sgs.com

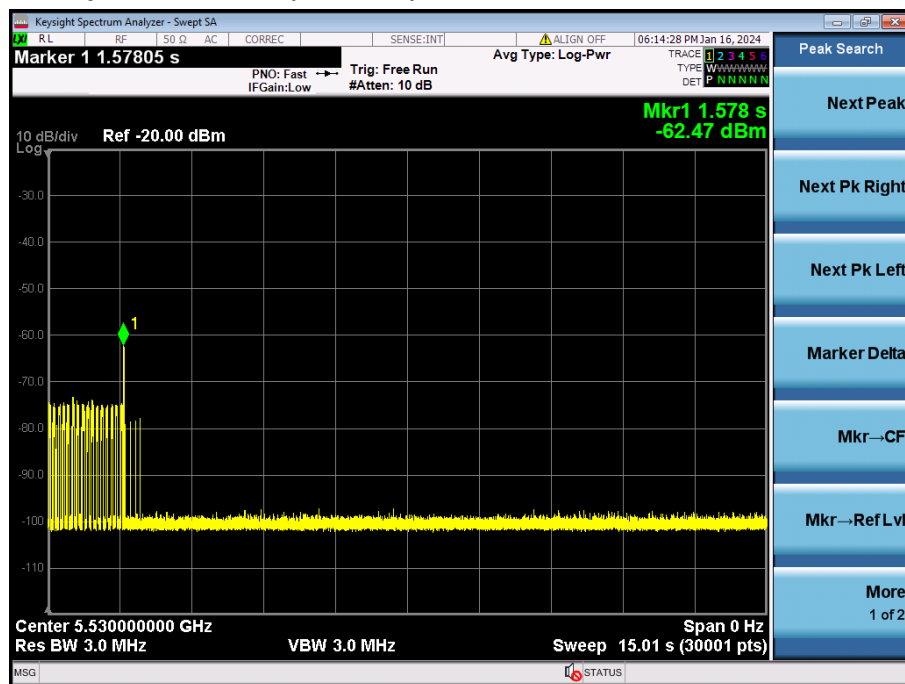
Test plots as follows(5250MHz):



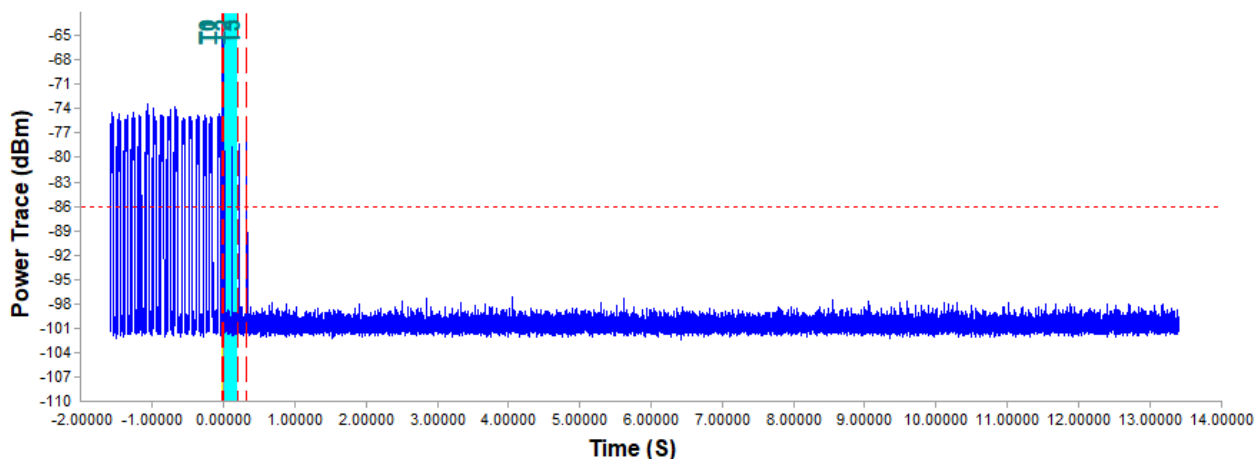
In Service Monitor



Test plots as follows(5530MHz):



In Service Monitor



Time Index Info

T0 : -0.0245 S (Radar Injection Start)
T1 : 0.0000 S (Radar Injection Stop)
T2 : 0.2001 S (200msec Interval)
T3 : 0.3287 S (Channel Move Time)

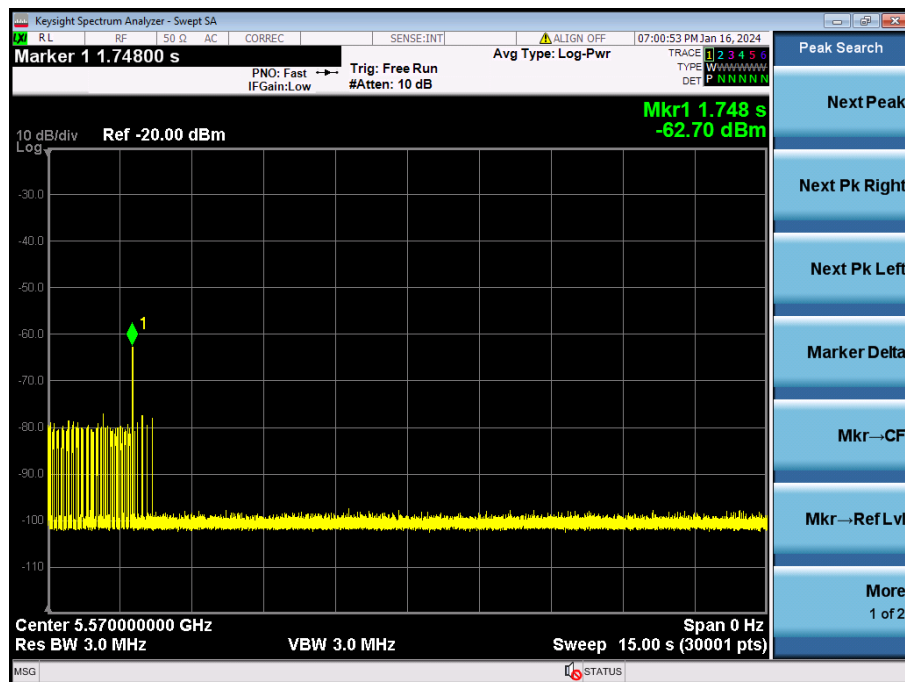
Time Per Bin: 0.5003167

T2~T3 Bins Over Threshold:
= 4 Bins

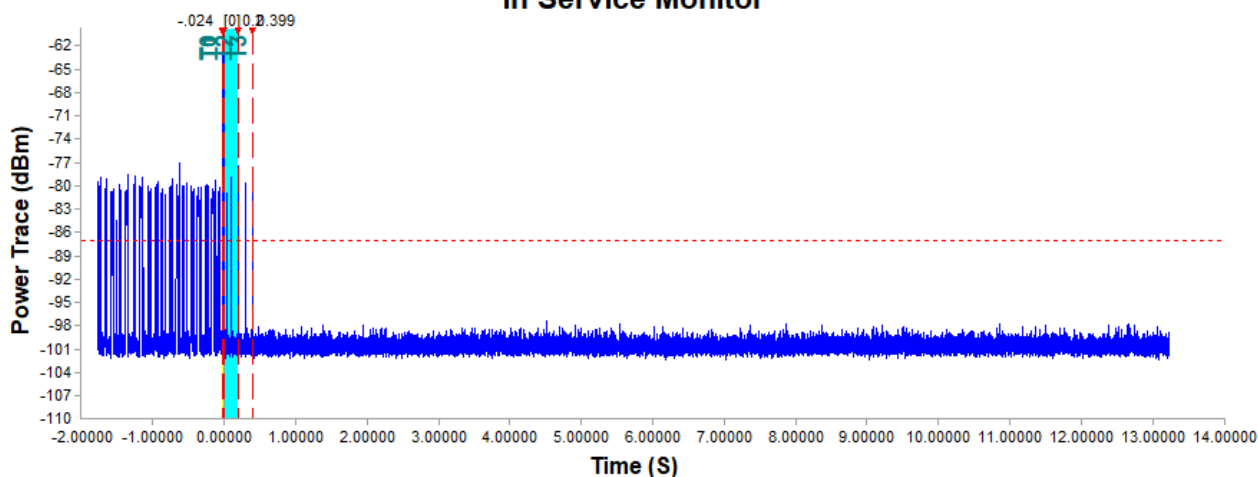
Channel Move Time: 0.328708 S

Channel Close Time: 0.0020013 S

Test plots as follows(5570MHz):



In Service Monitor



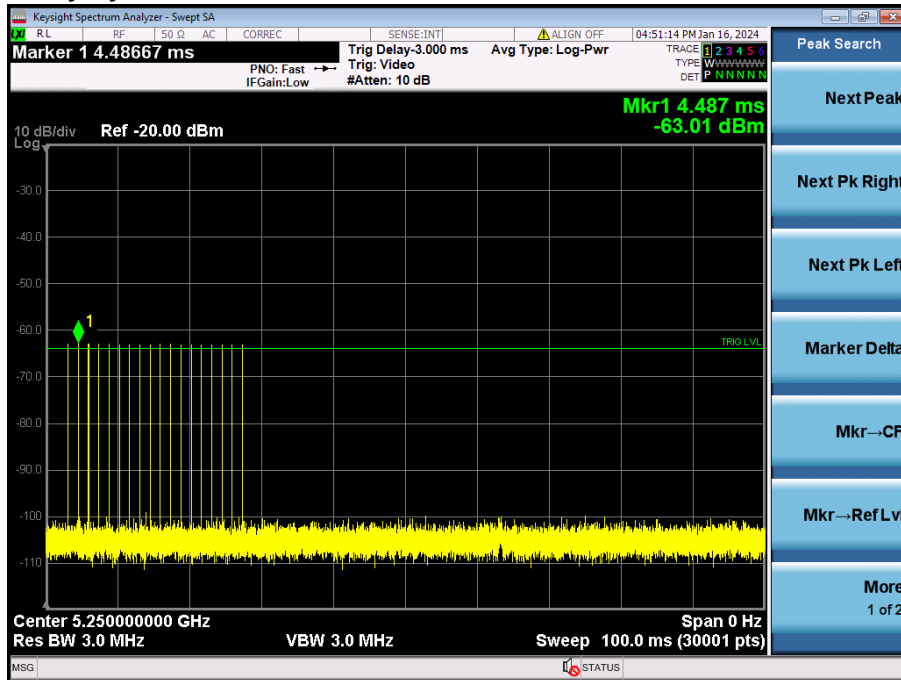
Time Index Info

T0 : -0.0240 S (Radar Injection Start)
 T1 : 0.0000 S (Radar Injection Stop)
 T2 : 0.2000 S (200msec Interval)
 T3 : 0.3990 S (Channel Move Time)

Time Per Bin: 0.4999833
 T2~T3 Bins Over Threshold:
 = 3 Bins

Channel Move Time: 0.3989867 S
 Channel Close Time: 0.0015 S

Duty Cycle:



- End of the Report -