


## RF Exposure report



The following samples were submitted and identified on behalf of the client as:

**Product Name** Rugged Tablet

**Brand Name** 

**Model No.** DT301Y, DT301xxxxx(x= 0-9, A-Z, - or null, or ., or /)

**Applicant** DT Research, Inc.  
3RD FL NO 36 WUQUAN 7TH RD WUGU DISTRICT,  
NEW TAIPEI, Taiwan

**Standards** IEEE/ANSI C95.1-1992, IEEE 1528-2013

**FCC ID** YE3600-AX210NG

**Date of EUT Receipt** Aug. 18, 2023

**Date of Test(s)** Aug. 30, 2023 ~ Sep. 02, 2023

**Date of Issue** Oct. 11, 2023

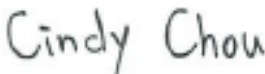

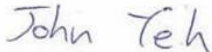
In the configuration tested, the EUT complied with the standards specified above.

**Remarks:**

This report details the results of the testing carried out on one sample, the results contained in this test report do not relate to other samples of the same product. The manufacturer should ensure that all products in series production are in conformity with the product sample detailed in this report.

This report may only be reproduced and distributed in full. If the product in this report is used in any configuration other than that detailed in the report, the manufacturer must ensure the new system complies with all relevant standards. Any mention of SGS Taiwan Ltd. Central RF Lab or testing done by SGS Taiwan Ltd. Central RF Lab in connection with distribution or use of the product described in this report must be approved by SGS Taiwan Ltd. Central RF Lab in writing.

**Signed on behalf of SGS**

Clerk / Cindy Chou	PM / Ruby Ou	Approved By / John Yeh
		

Date: Oct. 11, 2023

Unless otherwise stated the results shown in this test report refer only to the sample(s) tested and such sample(s) are retained for 90 days only.  
除非另有說明，此報告結果僅對測試之樣品負責，同時此樣品僅保留90天。本報告未經本公司書面許可，不可部份複製。

This document is issued by the Company subject to its General Conditions of Service printed overleaf, available on request or accessible at <http://www.sgs.com.tw/Terms-and-Conditions> and for electronic format documents, subject to Terms and Conditions for Electronic Documents at <http://www.sgs.com.tw/Terms-and-Conditions>. Attention is drawn to the limitation of liability, indemnification and jurisdiction issues defined therein. Any holder of this document is advised that information contained hereon reflects the Company's findings at the time of its intervention only and within the limits of Client's instructions, if any. The Company's sole responsibility is to its Client and this document does not exonerate parties to a transaction from exercising all their rights and obligations under the transaction documents. This document cannot be reproduced except in full, without prior written approval of the Company. Any unauthorized alteration, forgery or falsification of the content or appearance of this document is unlawful and offenders may be prosecuted to the fullest extent of the law.

SGS Taiwan Ltd.

No.134,Wu Kung Road, New Taipei Industrial Park, Wuku District, New Taipei City, Taiwan/新北市五股區新北產業園區五工路 134 號

台灣檢驗科技股份有限公司

t (886-2) 2299-3279

f (886-2) 2298-0488

[www.sgs.com.tw](http://www.sgs.com.tw)

Member of SGS Group

## Revision History

Report Number	Revision	Description	Issue Date	Revised By	Remark
TESA2308000488ES	00	Initial creation of document	Oct. 11, 2023	Cindy Chou	

Note:

1. The mark " \* " is the revised version of the report due to comments submitted by the certification.

Unless otherwise stated the results shown in this test report refer only to the sample(s) tested and such sample(s) are retained for 90 days only.

除非另有說明，此報告結果僅對測試之樣品負責，同時此樣品僅保留90天。本報告未經本公司書面許可，不可部份複製。

This document is issued by the Company subject to its General Conditions of Service printed overleaf, available on request or accessible at <http://www.sgs.com.tw/Terms-and-Conditions> and for electronic format documents, subject to Terms and Conditions for Electronic Documents at <http://www.sgs.com.tw/Terms-and-Conditions>. Attention is drawn to the limitation of liability, indemnification and jurisdiction issues defined therein. Any holder of this document is advised that information contained hereon reflects the Company's findings at the time of its intervention only and within the limits of Client's instructions, if any. The Company's sole responsibility is to its Client and this document does not exonerate parties to a transaction from exercising all their rights and obligations under the transaction documents. This document cannot be reproduced except in full, without prior written approval of the Company. Any unauthorized alteration, forgery or falsification of the content or appearance of this document is unlawful and offenders may be prosecuted to the fullest extent of the law.

SGS Taiwan Ltd.

No.134,Wu Kung Road, New Taipei Industrial Park, Wuku District, New Taipei City, Taiwan/新北市五股區新北產業園區五工路 134 號

台灣檢驗科技股份有限公司

t (886-2) 2299-3279

f (886-2) 2298-0488

[www.sgs.com.tw](http://www.sgs.com.tw)

Member of SGS Group

## Contents

<b>1</b>	<b>GENERAL INFORMATION .....</b>	<b>4</b>
1.1	Test Methodology .....	4
1.2	Description of EUT.....	5
1.3	Maximum value .....	5
1.4	Antenna Information.....	5
<b>2</b>	<b>MEASUREMENT SYSTEM .....</b>	<b>6</b>
2.1	Test Facility .....	6
2.2	SAR System .....	7
2.3	PD system .....	10
<b>3</b>	<b>SAR SYSTEM VERIFICATION.....</b>	<b>12</b>
3.1	Tissue Simulating Liquid.....	12
3.2	Tissue Simulant Liquid measurement .....	12
3.3	Measurement results of Tissue Simulant Liquid.....	12
3.4	The composition of the tissue simulating liquid:.....	13
3.5	System check .....	13
3.6	System check results .....	14
<b>4</b>	<b>PD SYSTEM VERIFICATION .....</b>	<b>15</b>
4.1	System check .....	15
4.2	System check result .....	16
<b>5</b>	<b>TEST CONFIGURATIONS .....</b>	<b>17</b>
5.1	Test Environment.....	17
5.2	Test Note.....	17
5.3	Test position.....	18
5.4	Test limit .....	19
<b>6</b>	<b>MAXIMUM OUTPUT POWER .....</b>	<b>22</b>
6.1	WIFI 6E.....	22
<b>7</b>	<b>DUTY CYCLE .....</b>	<b>30</b>
<b>8</b>	<b>SUMMARY OF RESULTS .....</b>	<b>31</b>
8.1	Decision rules .....	31
8.2	Summary of SAR Results.....	31
8.3	Summary of PD Results .....	32
8.4	Reporting statements of conformity .....	32
8.5	Conclusion .....	32
<b>9</b>	<b>INSTRUMENTS LIST .....</b>	<b>33</b>
<b>10</b>	<b>UNCERTAINTY BUDGET .....</b>	<b>34</b>
<b>11</b>	<b>SAR MEASUREMENT RESULTS .....</b>	<b>37</b>
<b>12</b>	<b>PD MEASUREMENT RESULTS.....</b>	<b>48</b>
<b>13</b>	<b>SAR SYSTEM CHECK RESULTS.....</b>	<b>58</b>
<b>14</b>	<b>PD SYSTEM CHECK RESULTS .....</b>	<b>60</b>
<b>15</b>	<b>APPENDIXES .....</b>	<b>61</b>
15.1	SAR_Appendix A Photographs.....	61
15.2	SAR_Appendix B DAE & Probe Cal. Certificate .....	61
15.3	SAR_Appendix C Phantom Description & Dipole Cal. Certificate .....	61

Unless otherwise stated the results shown in this test report refer only to the sample(s) tested and such sample(s) are retained for 90 days only.

除非另有說明，此報告結果僅對測試之樣品負責，同時此樣品僅保留90天。本報告未經本公司書面許可，不可部份複製。

This document is issued by the Company subject to its General Conditions of Service printed overleaf, available on request or accessible at <http://www.sgs.com.tw/Terms-and-Conditions> and for electronic format documents, subject to Terms and Conditions for Electronic Documents at <http://www.sgs.com.tw/Terms-and-Conditions>. Attention is drawn to the limitation of liability, indemnification and jurisdiction issues defined therein. Any holder of this document is advised that information contained hereon reflects the Company's findings at the time of its intervention only and within the limits of Client's instructions, if any. The Company's sole responsibility is to its Client and this document does not exonerate parties to a transaction from exercising all their rights and obligations under the transaction documents. This document cannot be reproduced except in full, without prior written approval of the Company. Any unauthorized alteration, forgery or falsification of the content or appearance of this document is unlawful and offenders may be prosecuted to the fullest extent of the law.

SGS Taiwan Ltd.

No.134,Wu Kung Road, New Taipei Industrial Park, Wuku District, New Taipei City, Taiwan/新北市五股區新北產業園區五工路 134 號

台灣檢驗科技股份有限公司

t (886-2) 2299-3279

f (886-2) 2298-0488

[www.sgs.com.tw](http://www.sgs.com.tw)

Member of SGS Group

## 1 GENERAL INFORMATION

### 1.1 Test Methodology

The SAR testing method and procedure for this device is in accordance with the following standards:

IEEE/ANSI C95.1-1992

IEEE 1528-2013

KDB447498D01v06

KDB865664D01v01r04

KDB865664D02v01r02

KDB616217D04v01r02

KDB248227D01v02r02

IEC/IEEE 62209-1528:2020

SPEAG DASY6 System Handbook

SPEAG DASY6 Application Note (Interim Procedure for Device Operation at 6GHz-10GHz)

IEC TR 63170:2018

IEC 62479:2010

Unless otherwise stated the results shown in this test report refer only to the sample(s) tested and such sample(s) are retained for 90 days only.

除非另有說明，此報告結果僅對測試之樣品負責，同時此樣品僅保留90天。本報告未經本公司書面許可，不可部份複製。

This document is issued by the Company subject to its General Conditions of Service printed overleaf, available on request or accessible at <http://www.sgs.com.tw/Terms-and-Conditions> and for electronic format documents, subject to Terms and Conditions for Electronic Documents at <http://www.sgs.com.tw/Terms-and-Conditions>. Attention is drawn to the limitation of liability, indemnification and jurisdiction issues defined therein. Any holder of this document is advised that information contained hereon reflects the Company's findings at the time of its intervention only and within the limits of Client's instructions, if any. The Company's sole responsibility is to its Client and this document does not exonerate parties to a transaction from exercising all their rights and obligations under the transaction documents. This document cannot be reproduced except in full, without prior written approval of the Company. Any unauthorized alteration, forgery or falsification of the content or appearance of this document is unlawful and offenders may be prosecuted to the fullest extent of the law.

SGS Taiwan Ltd.

No.134,Wu Kung Road, New Taipei Industrial Park, Wuku District, New Taipei City, Taiwan/新北市五股區新北產業園區五工路 134 號

台灣檢驗科技股份有限公司


t (886-2) 2299-3279

f (886-2) 2298-0488

[www.sgs.com.tw](http://www.sgs.com.tw)

Member of SGS Group

## 1.2 Description of EUT

Product Name	Rugged Tablet	
Brand Name		
Model No.	DT301Y, DT301xxxxx(x= 0-9, A-Z, - or null, or ., or /)	
FCC ID	YE3600-AX210NG	
Duty Cycle	WLAN802.11	Please refer to section 7
Supported radios (TX Frequency Range, MHz)	802.11a/n/ac/ax	6.2GHz (5925.0 – 6425.0 MHz) 6.5GHz (6425.0 – 6525.0 MHz) 6.7GHz (6525.0 – 6875.0 MHz) 7.0GHz (6875.0 – 7125.0 MHz)

## 1.3 Maximum value

Summary of Maximum SAR and Power Density Value			
Mode	Highest SAR 1g (W/kg)	Highest APD (W/m <sup>2</sup> )	Highest PD (W/m <sup>2</sup> )
6G WLAN	1.53	8.30	8.99

## 1.4 Antenna Information

Vendor	一佳電子
Antenna	Main Antenna
Part Number	YJW01.139.010.303A
Frequency(MHz)	5925~7125
Gain (dBi)	4.00
Antenna	Aux Antenna
Part Number	YJW01.139.010.304A
Frequency(MHz)	5925~7125
Gain (dBi)	3.40
Note: Antenna information is provided by the applicant.	

Unless otherwise stated the results shown in this test report refer only to the sample(s) tested and such sample(s) are retained for 90 days only.

除非另有說明，此報告結果僅對測試之樣品負責，同時此樣品僅保留90天。本報告未經本公司書面許可，不可部份複製。

This document is issued by the Company subject to its General Conditions of Service printed overleaf, available on request or accessible at <http://www.sgs.com.tw/Terms-and-Conditions> and for electronic format documents, subject to Terms and Conditions for Electronic Documents at <http://www.sgs.com.tw/Terms-and-Conditions>. Attention is drawn to the limitation of liability, indemnification and jurisdiction issues defined therein. Any holder of this document is advised that information contained hereon reflects the Company's findings at the time of its intervention only and within the limits of Client's instructions, if any. The Company's sole responsibility is to its Client and this document does not exonerate parties to a transaction from exercising all their rights and obligations under the transaction documents. This document cannot be reproduced except in full, without prior written approval of the Company. Any unauthorized alteration, forgery or falsification of the content or appearance of this document is unlawful and offenders may be prosecuted to the fullest extent of the law.

## 2 MEASUREMENT SYSTEM

### 2.1 Test Facility

Laboratory	Test Site Address	Test Site Name	FCC Designation number	IC CAB identifier
SGS Taiwan Ltd. Central RF Lab. (TAF code 3702)	1F, No. 8, Alley 15, Lane 120, Sec. 1, NeiHu Road, NeiHu District, Taipei City, 11493, Taiwan.	SAR 2	TW0029	TW3702
		SAR 6		
	No. 2, Keji 1st Rd., Guishan Township, Taoyuan County, 33383, Taiwan	SAR 1	TW0028	
		SAR 4		
	<b>No.134, Wu Kung Road, New Taipei Industrial Park, Wuku District, New Taipei City. Taiwan</b>	<b>SAR 3</b>	TW0027	
		SAR 7		

**Note:** Test site name is remarked on the equipment list in each section of this report as an indication where measurements occurred in specific test site and address.

Unless otherwise stated the results shown in this test report refer only to the sample(s) tested and such sample(s) are retained for 90 days only.

除非另有說明，此報告結果僅對測試之樣品負責，同時此樣品僅保留90天。本報告未經本公司書面許可，不可部份複製。

This document is issued by the Company subject to its General Conditions of Service printed overleaf, available on request or accessible at <http://www.sgs.com.tw/Terms-and-Conditions> and for electronic format documents, subject to Terms and Conditions for Electronic Documents at <http://www.sgs.com.tw/Terms-and-Conditions>. Attention is drawn to the limitation of liability, indemnification and jurisdiction issues defined therein. Any holder of this document is advised that information contained hereon reflects the Company's findings at the time of its intervention only and within the limits of Client's instructions, if any. The Company's sole responsibility is to its Client and this document does not exonerate parties to a transaction from exercising all their rights and obligations under the transaction documents. This document cannot be reproduced except in full, without prior written approval of the Company. Any unauthorized alteration, forgery or falsification of the content or appearance of this document is unlawful and offenders may be prosecuted to the fullest extent of the law.

SGS Taiwan Ltd.

No.134,Wu Kung Road, New Taipei Industrial Park, Wuku District, New Taipei City, Taiwan/新北市五股區新北產業園區五工路 134 號

台灣檢驗科技股份有限公司

t (886-2) 2299-3279

f (886-2) 2298-0488

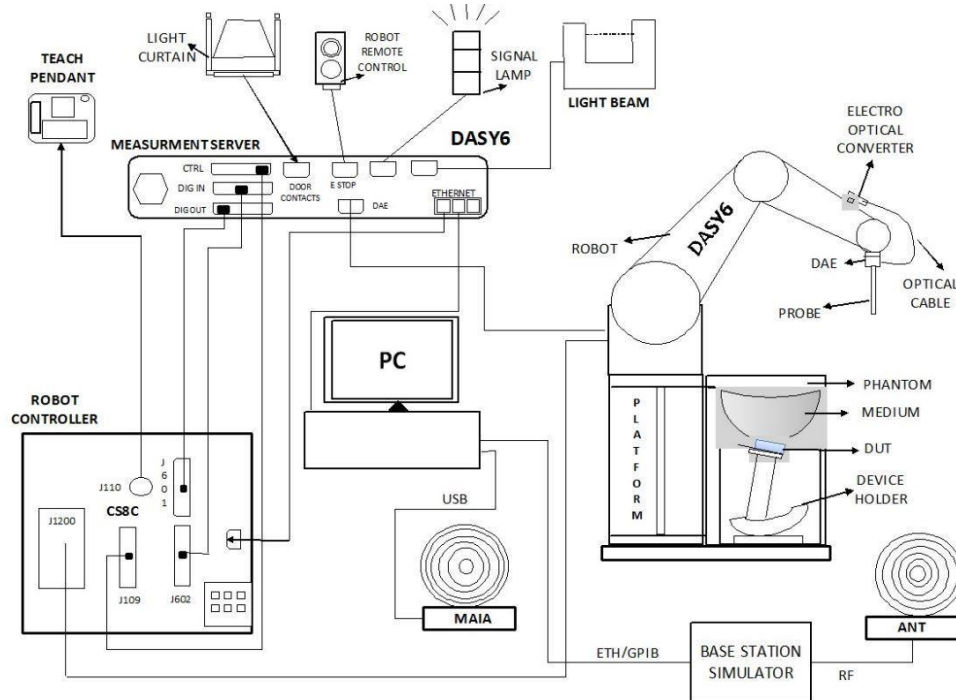
[www.sgs.com.tw](http://www.sgs.com.tw)

Member of SGS Group

## 2.2 SAR System

### Block Diagram (DASY6)

The DASY system used for performing compliance tests consists of the following items:




- A standard high precision 6-axis robot with controller, teach pendant and software. An arm extension for accommodating the data acquisition electronics (DAE).
- An isotropic field probe optimized and calibrated for the targeted measurement.
- A data acquisition electronics (DAE) which performs the signal amplification, signal multiplexing, AD-conversion, offset measurements, mechanical surface detection, collision detection, etc. The unit is battery powered with standard or rechargeable batteries. The signal is optically transmitted to the EOC.
- The Electro-optical converter (EOC) performs the conversion from optical to electrical signals for the digital communication to the DAE. To use optical surface detection, a special version of the EOC is required. The EOC signal is transmitted to the measurement server.
- The function of the measurement server is to perform the time critical tasks such as signal filtering, control of the robot operation and fast movement interrupts.
- The Light Beam used is for probe alignment. This improves the (absolute) accuracy of the probe positioning.
- A computer running Windows 10 and the DASY6 software.
- Remote control and teach pendant as well as additional circuitry for robot safety such as warning lamps, etc.
- The phantom, the device holder and other accessories according to the targeted measurement.

Unless otherwise stated the results shown in this test report refer only to the sample(s) tested and such sample(s) are retained for 90 days only.

除非另有說明，此報告結果僅對測試之樣品負責，同時此樣品僅保留90天。本報告未經本公司書面許可，不可部份複製。

This document is issued by the Company subject to its General Conditions of Service printed overleaf, available on request or accessible at <http://www.sgs.com.tw/Terms-and-Conditions> and for electronic format documents, subject to Terms and Conditions for Electronic Documents at <http://www.sgs.com.tw/Terms-and-Conditions>. Attention is drawn to the limitation of liability, indemnification and jurisdiction issues defined therein. Any holder of this document is advised that information contained hereon reflects the Company's findings at the time of its intervention only and within the limits of Client's instructions, if any. The Company's sole responsibility is to its Client and this document does not exonerate parties to a transaction from exercising all their rights and obligations under the transaction documents. This document cannot be reproduced except in full, without prior written approval of the Company. Any unauthorized alteration, forgery or falsification of the content or appearance of this document is unlawful and offenders may be prosecuted to the fullest extent of the law.

## EX3DV4 E-Field Probe

Construction	Symmetrical design with triangular core Built-in shielding against static charges PEEK enclosure material (resistant to organic solvents, e.g., DGBE)	
Calibration	Basic Broad Band Calibration in air Conversion Factors (CF) for HSL 6500/7000 MHz Additional CF for other liquids and frequencies upon request	
Frequency	10 MHz to > 6 GHz	
Directivity	± 0.3 dB in HSL (rotation around probe axis) ± 0.5 dB in tissue material (rotation normal to probe axis)	
Dynamic Range	10 μW/g to > 100 mW/g Linearity: ± 0.2 dB (noise: typically < 1 μW/g)	
Dimensions	Tip diameter: 2.5 mm	
Application	High precision dosimetric measurements in any exposure scenario (e.g., very strong gradient fields). Only probe which enables compliance testing for frequencies up to 6 GHz with precision of better 30%.	

Unless otherwise stated the results shown in this test report refer only to the sample(s) tested and such sample(s) are retained for 90 days only.

除非另有說明，此報告結果僅對測試之樣品負責，同時此樣品僅保留90天。本報告未經本公司書面許可，不可部份複製。

This document is issued by the Company subject to its General Conditions of Service printed overleaf, available on request or accessible at <http://www.sgs.com.tw/Terms-and-Conditions> and for electronic format documents, subject to Terms and Conditions for Electronic Documents at <http://www.sgs.com.tw/Terms-and-Conditions>. Attention is drawn to the limitation of liability, indemnification and jurisdiction issues defined therein. Any holder of this document is advised that information contained hereon reflects the Company's findings at the time of its intervention only and within the limits of Client's instructions, if any. The Company's sole responsibility is to its Client and this document does not exonerate parties to a transaction from exercising all their rights and obligations under the transaction documents. This document cannot be reproduced except in full, without prior written approval of the Company. Any unauthorized alteration, forgery or falsification of the content or appearance of this document is unlawful and offenders may be prosecuted to the fullest extent of the law.

SGS Taiwan Ltd.

No.134,Wu Kung Road, New Taipei Industrial Park, Wuku District, New Taipei City, Taiwan/新北市五股區新北產業園區五工路 134 號

台灣檢驗科技股份有限公司

t (886-2) 2299-3279


f (886-2) 2298-0488

[www.sgs.com.tw](http://www.sgs.com.tw)


Member of SGS Group



## PHANTOM (ELI)

Model	ELI	
Construction	The ELI phantom is used for compliance testing of handheld and body-mounted wireless devices in the frequency range of 30 MHz to 6 GHz. ELI is fully compatible with the IEC 62209-2 standard and all known tissue simulating liquids. ELI has been optimized regarding its performance and can be integrated into our standard phantom tables. A cover prevents evaporation of the liquid. Reference markings on the phantom allow installation of the complete setup, including all predefined phantom positions and measurement grids, by teaching three points. The phantom is compatible with all SPEAG dosimetric probes and dipoles.	
Shell Thickness	2 ± 0.2 mm	
Filling Volume	Approx. 30 liters	
Dimensions	Major axis: 600 mm Minor axis: 400 mm	

## DEVICE HOLDER

Construction	The device holder (Supporter) for Notebook is made by POM (polyoxymethylene resin), which is non-metal and non-conductive. The height can be adjusted to fit various kind of notebooks.	
		Device Holder

Unless otherwise stated the results shown in this test report refer only to the sample(s) tested and such sample(s) are retained for 90 days only.  
除非另有說明，此報告結果僅對測試之樣品負責，同時此樣品僅保留90天。本報告未經本公司書面許可，不可部份複製。

This document is issued by the Company subject to its General Conditions of Service printed overleaf, available on request or accessible at <http://www.sgs.com.tw/Terms-and-Conditions> and for electronic format documents, subject to Terms and Conditions for Electronic Documents at <http://www.sgs.com.tw/Terms-and-Conditions>. Attention is drawn to the limitation of liability, indemnification and jurisdiction issues defined therein. Any holder of this document is advised that information contained hereon reflects the Company's findings at the time of its intervention only and within the limits of Client's instructions, if any. The Company's sole responsibility is to its Client and this document does not exonerate parties to a transaction from exercising all their rights and obligations under the transaction documents. This document cannot be reproduced except in full, without prior written approval of the Company. Any unauthorized alteration, forgery or falsification of the content or appearance of this document is unlawful and offenders may be prosecuted to the fullest extent of the law.

SGS Taiwan Ltd.

No.134,Wu Kung Road, New Taipei Industrial Park, Wuku District, New Taipei City, Taiwan/新北市五股區新北產業園區五工路 134 號

台灣檢驗科技股份有限公司

t (886-2) 2299-3279

f (886-2) 2298-0488

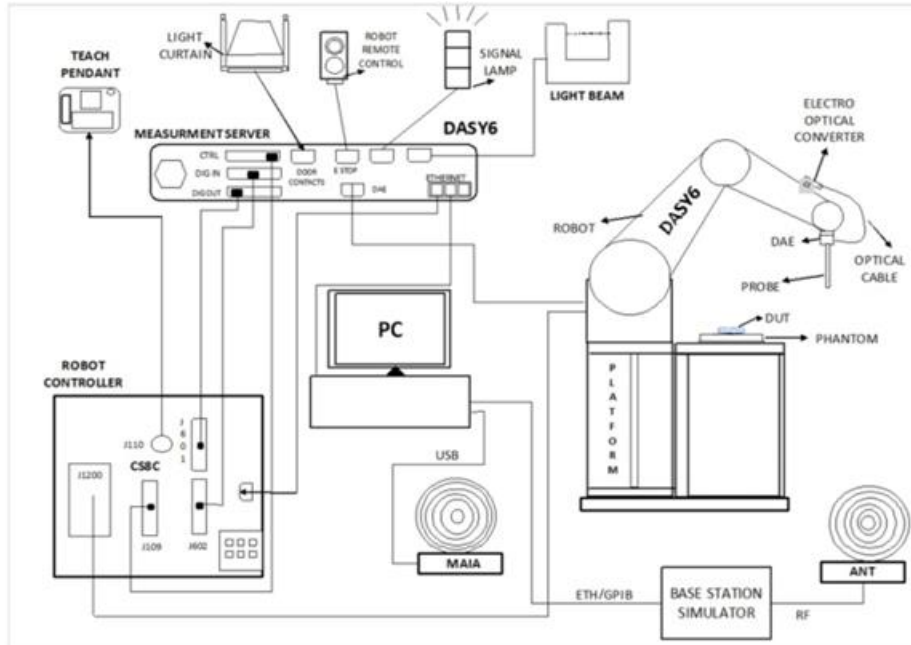
[www.sgs.com.tw](http://www.sgs.com.tw)

Member of SGS Group

## 2.3 PD system

### Block Diagram (DASY6)

Power density measurements for mmWave frequencies were performed using SPEAG DASY6 with cDASY6 5G module. The DASY6 included a high precision robotics system (Staubli), robot controller, desktop computer, near-field probe, probe alignment sensor, and the 5G phantom cover.



### EUmmWVx probe

The EUmmWVx probe is based on the pseudo-vector probe design, which not only measures the field magnitude but also derives its polarization ellipse. The design entails two small 0.8mm dipole sensors mechanically protected by high-density foam, printed on both sides of a 0.9mm wide and 0.12mm thick glass substrate. The body of the probe is specifically constructed to minimize distortion by the scattered fields. The probe consist of two sensors with different angles (1 and 2) arranged in the same plane in the probe axis. Three or more measurements of the two sensors are taken for different probe rotational angles to derive the amplitude and polarization information. The probe design allows measurements at distances as small as 2mm from the sensors to the surface of the device under test (DUT). The typical sensor to probe tip distance is 1.5 mm. The exact distance is calibrated.



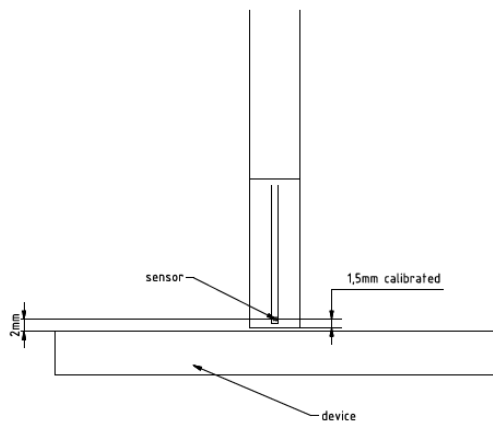
Two dipoles optimally arranged to obtain pseudo-vector information. Minimum 3 measurements/ point, 120° rotated around probe axis. Sensors (0.8mm length) printed on glass substrate protected by high density foam. Low perturbation of the measured field. Requires positioner which can do accurate probe rotation.

Unless otherwise stated the results shown in this test report refer only to the sample(s) tested and such sample(s) are retained for 90 days only.

除非另有說明，此報告結果僅對測試之樣品負責，同時此樣品僅保留90天。本報告未經本公司書面許可，不可部份複製。

This document is issued by the Company subject to its General Conditions of Service printed overleaf, available on request or accessible at <http://www.sgs.com.tw/Terms-and-Conditions> and for electronic format documents, subject to Terms and Conditions for Electronic Documents at <http://www.sgs.com.tw/Terms-and-Conditions>. Attention is drawn to the limitation of liability, indemnification and jurisdiction issues defined therein. Any holder of this document is advised that information contained hereon reflects the Company's findings at the time of its intervention only and within the limits of Client's instructions, if any. The Company's sole responsibility is to its Client and this document does not exonerate parties to a transaction from exercising all their rights and obligations under the transaction documents. This document cannot be reproduced except in full, without prior written approval of the Company. Any unauthorized alteration, forgery or falsification of the content or appearance of this document is unlawful and offenders may be prosecuted to the fullest extent of the law.

Frequency Range	750 MHz – 110 GHz
Dynamic Range	< 20 V/m – 10,000 V/m with PRE-10 (min < 50 V/m - 3000 V/m)
Position Precision	< 0.2 mm (DASY6)
Dimensions	Overall length: 337 mm (tip: 20 mm) Tip diameter: encapsulation 8 mm (internal sensor < 1mm) Distance from probe tip to dipole centers: < 2 mm. Sensor displacement to probe's calibration point: < 0.3 mm
Applications	E-field measurements of 5G devices and other mm-wave transmitters operating above 10GHz in < 2 mm distance from device (free-space).Power density, H-field and far-field analysis using total field reconstruction (cDASY6 5G module required)
Compatibility	cDASY6 + 5G-Module SW1.0 and higher



### mmWave Phantom

The mmWave Phantom approximates free-space conditions, allowing for the evaluation of the antenna side of the device and the front (screen) side or any opposite-radiating side of wireless devices operating above 10 GHz without distorting the RF field. It consists of a 40mm thick Rohacell plate used as a test bed, which has a loss tangent ( $\tan \delta$ )  $\leq 0.05$  and a relative permittivity ( $\epsilon_r$ )  $\leq 1.2$ . High-performance RF absorbers are placed below the foam.

Unless otherwise stated the results shown in this test report refer only to the sample(s) tested and such sample(s) are retained for 90 days only.  
除非另有說明，此報告結果僅對測試之樣品負責，同時此樣品僅保留90天。本報告未經本公司書面許可，不可部份複製。

This document is issued by the Company subject to its General Conditions of Service printed overleaf, available on request or accessible at <http://www.sgs.com.tw/Terms-and-Conditions> and for electronic format documents, subject to Terms and Conditions for Electronic Documents at <http://www.sgs.com.tw/Terms-and-Conditions>. Attention is drawn to the limitation of liability, indemnification and jurisdiction issues defined therein. Any holder of this document is advised that information contained hereon reflects the Company's findings at the time of its intervention only and within the limits of Client's instructions, if any. The Company's sole responsibility is to its Client and this document does not exonerate parties to a transaction from exercising all their rights and obligations under the transaction documents. This document cannot be reproduced except in full, without prior written approval of the Company. Any unauthorized alteration, forgery or falsification of the content or appearance of this document is unlawful and offenders may be prosecuted to the fullest extent of the law.

SGS Taiwan Ltd.

No.134,Wu Kung Road, New Taipei Industrial Park, Wuku District, New Taipei City, Taiwan/新北市五股區新北產業園區五工路 134 號

台灣檢驗科技股份有限公司

t (886-2) 2299-3279

f (886-2) 2298-0488

www.sgs.com.tw

Member of SGS Group

### 3 SAR SYSTEM VERIFICATION

#### 3.1 Tissue Simulating Liquid

For the measurement of the field distribution inside the SAM phantom with DASY, the phantom must be filled with homogeneous tissue simulating liquid. For head SAR testing, the liquid height from the ear rint (ERP) of the phantom to the liquid top surface is larger than 15cm. For body SAR testing, the liquid height from the center of the flat phantom to the liquid top surface is larger than 15cm.

#### 3.2 Tissue Simulant Liquid measurement

The dielectric properties for this Head-simulant fluid were measured by using the SPEAG Dielectric Assessment Kit (DAK-3.5)

All dielectric parameters of tissue simulates were measured within 24 hours of SAR measurements. The measured conductivity and permittivity are all within  $\pm 5\%$  of the target values.

#### 3.3 Measurement results of Tissue Simulant Liquid

Measured Frequency (MHz)	Target Dielectric Constant, $\epsilon_r$	Target Conductivity, $\sigma$ (S/m)	Measured Dielectric Constant, $\epsilon_r$	Measured Conductivity, $\sigma$ (S/m)	% dev $\epsilon_r$	% dev $\sigma$	Limit	Measurement Date
5985	35.115	5.464	36.089	5.640	2.77%	3.22%	$\pm 5\%$	Aug. 31, 2023
6025	35.070	5.510	36.041	5.682	2.77%	3.12%	$\pm 5\%$	Aug. 31, 2023
6145	34.926	5.651	35.897	5.811	2.78%	2.83%	$\pm 5\%$	Aug. 31, 2023
6185	34.878	5.698	35.849	5.854	2.78%	2.74%	$\pm 5\%$	Aug. 31, 2023
6345	34.686	5.887	35.657	6.026	2.80%	2.36%	$\pm 5\%$	Aug. 31, 2023
6385	34.638	5.934	35.609	6.069	2.80%	2.28%	$\pm 5\%$	Aug. 31, 2023
6500	34.500	6.070	35.471	6.194	2.81%	2.04%	$\pm 5\%$	Aug. 31, 2023
6505	34.494	6.076	35.465	6.199	2.81%	2.02%	$\pm 5\%$	Aug. 31, 2023
6665	34.302	6.261	35.273	6.373	2.83%	1.79%	$\pm 5\%$	Aug. 31, 2023
6825	34.110	6.447	35.081	6.549	2.85%	1.58%	$\pm 5\%$	Aug. 31, 2023
6985	33.918	6.633	34.889	6.725	2.86%	1.39%	$\pm 5\%$	Aug. 31, 2023
7000	33.900	6.650	34.871	6.742	2.86%	1.38%	$\pm 5\%$	Aug. 31, 2023

Unless otherwise stated the results shown in this test report refer only to the sample(s) tested and such sample(s) are retained for 90 days only.  
除非另有說明，此報告結果僅對測試之樣品負責，同時此樣品僅保留90天。本報告未經本公司書面許可，不可部份複製。

This document is issued by the Company subject to its General Conditions of Service printed overleaf, available on request or accessible at <http://www.sgs.com.tw/Terms-and-Conditions>, and for electronic format documents, subject to Terms and Conditions for Electronic Documents at <http://www.sgs.com.tw/Terms-and-Conditions>. Attention is drawn to the limitation of liability, indemnification and jurisdiction issues defined therein. Any holder of this document is advised that information contained hereon reflects the Company's findings at the time of its intervention only and within the limits of Client's instructions, if any. The Company's sole responsibility is to its Client and this document does not exonerate parties to a transaction from exercising all their rights and obligations under the transaction documents. This document cannot be reproduced except in full, without prior written approval of the Company. Any unauthorized alteration, forgery or falsification of the content or appearance of this document is unlawful and offenders may be prosecuted to the fullest extent of the law.

### 3.4 The composition of the tissue simulating liquid:

Simulating Liquids for 600 MHz -10 GHz, Manufactured by SPEAG:

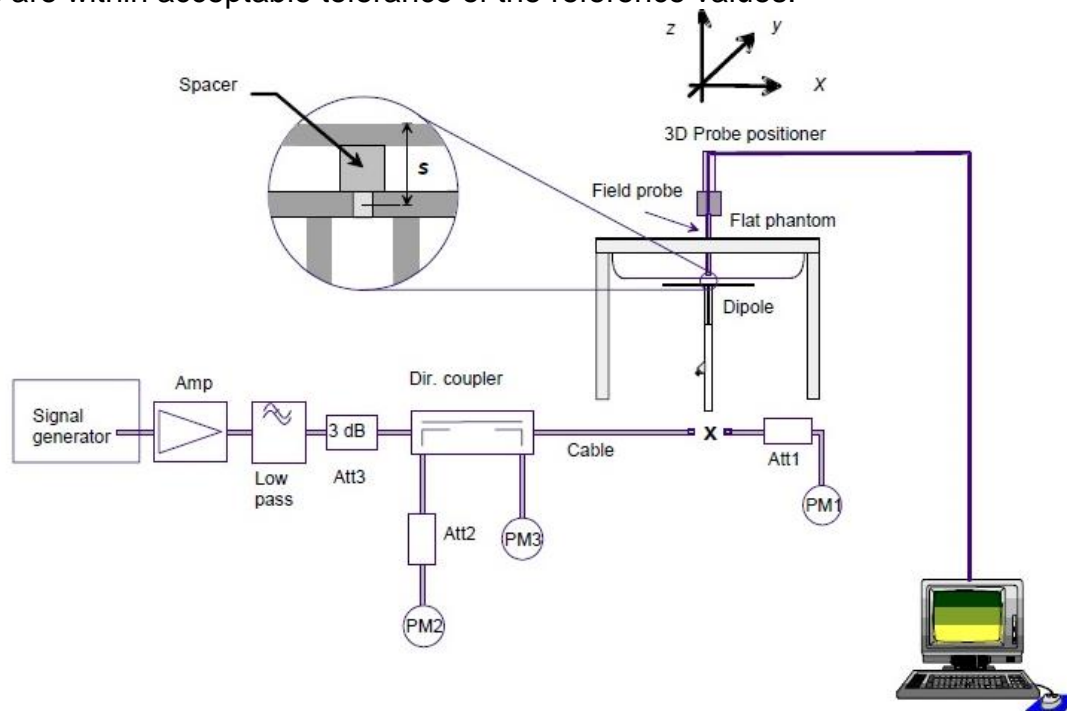
Broad-band head tissue simulating liquids	SPEAG Product	Frequency range (MHz)	Main Ingredients
	HBBL600-10000V6	600 - 10000	Water, Oil

### 3.5 System check

The microwave circuit arrangement for system check is sketched in below. The daily system accuracy verification occurs within the flat section of the SAM phantom and ELI phantom. A SAR measurement was performed to see if the measured SAR was within +/- 10% from the target SAR values.

The tests were conducted on the same days as the measurement of the DUT. The obtained results from the system accuracy verification are displayed with SAR values normalized to 1W forward power delivered to the dipole.

During the tests, the liquid depth from the center of the flat phantom to the liquid top surface was 15 cm above in all the cases. It is seen that the system is operating within its specification, as the results are within acceptable tolerance of the reference values.



The block diagram of system check

Unless otherwise stated the results shown in this test report refer only to the sample(s) tested and such sample(s) are retained for 90 days only.  
除非另有說明，此報告結果僅對測試之樣品負責，同時此樣品僅保留90天。本報告未經本公司書面許可，不可部份複製。

This document is issued by the Company subject to its General Conditions of Service printed overleaf, available on request or accessible at <http://www.sgs.com.tw/Terms-and-Conditions> and for electronic format documents, subject to Terms and Conditions for Electronic Documents at <http://www.sgs.com.tw/Terms-and-Conditions>. Attention is drawn to the limitation of liability, indemnification and jurisdiction issues defined therein. Any holder of this document is advised that information contained hereon reflects the Company's findings at the time of its intervention only and within the limits of Client's instructions, if any. The Company's sole responsibility is to its Client and this document does not exonerate parties to a transaction from exercising all their rights and obligations under the transaction documents. This document cannot be reproduced except in full, without prior written approval of the Company. Any unauthorized alteration, forgery or falsification of the content or appearance of this document is unlawful and offenders may be prosecuted to the fullest extent of the law.

SGS Taiwan Ltd.

No.134,Wu Kung Road, New Taipei Industrial Park, Wuku District, New Taipei City, Taiwan/新北市五股區新北產業園區五工路 134 號

台灣檢驗科技股份有限公司

t (886-2) 2299-3279

f (886-2) 2298-0488

[www.sgs.com.tw](http://www.sgs.com.tw)

Member of SGS Group

### 3.6 System check results

Validation Kit	S/N	Frequency (MHz)	1W Target 1g-SAR (W/kg)	pin=100mW Measured 1g-SAR (W/kg)	Normalized to 1W 1g-SAR (W/kg)	Deviation (%)	Limit	Measurement Date
D6.5GHzV2	1006	6500	296	30.1	301	1.69	± 10%	Aug.31,2023
D7GHzV2	1007	7000	281	26.4	264	-6.05	± 10%	Aug.31,2023

Unless otherwise stated the results shown in this test report refer only to the sample(s) tested and such sample(s) are retained for 90 days only.

除非另有說明，此報告結果僅對測試之樣品負責，同時此樣品僅保留90天。本報告未經本公司書面許可，不可部份複製。

This document is issued by the Company subject to its General Conditions of Service printed overleaf, available on request or accessible at <http://www.sgs.com.tw/Terms-and-Conditions> and for electronic format documents, subject to Terms and Conditions for Electronic Documents at <http://www.sgs.com.tw/Terms-and-Conditions>. Attention is drawn to the limitation of liability, indemnification and jurisdiction issues defined therein. Any holder of this document is advised that information contained hereon reflects the Company's findings at the time of its intervention only and within the limits of Client's instructions, if any. The Company's sole responsibility is to its Client and this document does not exonerate parties to a transaction from exercising all their rights and obligations under the transaction documents. This document cannot be reproduced except in full, without prior written approval of the Company. Any unauthorized alteration, forgery or falsification of the content or appearance of this document is unlawful and offenders may be prosecuted to the fullest extent of the law.

SGS Taiwan Ltd.

No.134,Wu Kung Road, New Taipei Industrial Park, Wuku District, New Taipei City, Taiwan/新北市五股區新北產業園區五工路 134 號

台灣檢驗科技股份有限公司

t (886-2) 2299-3279

f (886-2) 2298-0488

[www.sgs.com.tw](http://www.sgs.com.tw)

Member of SGS Group




## 4 PD SYSTEM VERIFICATION

### 4.1 System check

The system was verified to be within  $\pm 0.66$  dB of the power density targets on the calibration certificate according to the test system specification in the user's manual and calibration facility recommendation. The 0.66 dB deviation threshold represents the expanded uncertainty for system performance checks using SPEAG's mmWave verification sources. The same spatial resolution and measurement region used in the source calibration was applied during the system check.

The measured power density distribution of verification source was also confirmed through visual inspection to have no noticeable differences, both spatially (shape) and numerically (level) from the distribution provided by the manufacturer, per November 2017 TCBC Workshop Notes.



System Verification Setup Photo

Unless otherwise stated the results shown in this test report refer only to the sample(s) tested and such sample(s) are retained for 90 days only.  
除非另有說明，此報告結果僅對測試之樣品負責，同時此樣品僅保留90天。本報告未經本公司書面許可，不可部份複製。

This document is issued by the Company subject to its General Conditions of Service printed overleaf, available on request or accessible at <http://www.sgs.com.tw/Terms-and-Conditions> and for electronic format documents, subject to Terms and Conditions for Electronic Documents at <http://www.sgs.com.tw/Terms-and-Conditions>. Attention is drawn to the limitation of liability, indemnification and jurisdiction issues defined therein. Any holder of this document is advised that information contained hereon reflects the Company's findings at the time of its intervention only and within the limits of Client's instructions, if any. The Company's sole responsibility is to its Client and this document does not exonerate parties to a transaction from exercising all their rights and obligations under the transaction documents. This document cannot be reproduced except in full, without prior written approval of the Company. Any unauthorized alteration, forgery or falsification of the content or appearance of this document is unlawful and offenders may be prosecuted to the fullest extent of the law.

SGS Taiwan Ltd.

No.134,Wu Kung Road, New Taipei Industrial Park, Wuku District, New Taipei City, Taiwan/新北市五股區新北產業園區五工路 134 號

台灣檢驗科技股份有限公司

t (886-2) 2299-3279

f (886-2) 2298-0488

[www.sgs.com.tw](http://www.sgs.com.tw)

Member of SGS Group

## 4.2 System check result

The system was verified to be within  $\pm 0.66$  dB of the power density targets on the calibration certificate according to the test system specification in the user's manual and calibration facility recommendation. The 0.66 dB deviation threshold represents the expanded uncertainty for system performance checks using SPEAG's mmWave verification sources. The same spatial resolution and measurement region used in the source calibration was applied during the system check. The measured power density distribution of verification source was also confirmed through visual inspection to have no noticeable differences, both spatially (shape) and numerically (level) from the distribution provided by the manufacturer, per November 2017 TCBC Workshop Notes.

Frequency (MHz)	PD Verification Source (MHz)	Probe S/N	DAE S/N	Distance (mm)	Prad (mW)	Measured 4cm <sup>2</sup> (W/m <sup>2</sup> )	Target 4cm <sup>2</sup> (W/m <sup>2</sup> )	Deviation (dB)	Date
10000	10000	9399	856	10	86.1	56.9	55.6	0.10	Sep.01,2023

Unless otherwise stated the results shown in this test report refer only to the sample(s) tested and such sample(s) are retained for 90 days only.

除非另有說明，此報告結果僅對測試之樣品負責，同時此樣品僅保留90天。本報告未經本公司書面許可，不可部份複製。

This document is issued by the Company subject to its General Conditions of Service printed overleaf, available on request or accessible at <http://www.sgs.com.tw/Terms-and-Conditions> and for electronic format documents, subject to Terms and Conditions for Electronic Documents at <http://www.sgs.com.tw/Terms-and-Conditions>. Attention is drawn to the limitation of liability, indemnification and jurisdiction issues defined therein. Any holder of this document is advised that information contained hereon reflects the Company's findings at the time of its intervention only and within the limits of Client's instructions, if any. The Company's sole responsibility is to its Client and this document does not exonerate parties to a transaction from exercising all their rights and obligations under the transaction documents. This document cannot be reproduced except in full, without prior written approval of the Company. Any unauthorized alteration, forgery or falsification of the content or appearance of this document is unlawful and offenders may be prosecuted to the fullest extent of the law.

SGS Taiwan Ltd.

No.134,Wu Kung Road, New Taipei Industrial Park, Wuku District, New Taipei City, Taiwan/新北市五股區新北產業園區五工路 134 號

台灣檢驗科技股份有限公司

t (886-2) 2299-3279

f (886-2) 2298-0488

[www.sgs.com.tw](http://www.sgs.com.tw)

Member of SGS Group



## 5 TEST CONFIGURATIONS

### 5.1 Test Environment

Ambient Temperature:  $22 \pm 2^\circ \text{C}$

Tissue Simulating Liquid:  $22 \pm 2^\circ \text{C}$

### 5.2 Test Note

- **General:** Measurements are performed respectively on the lowest, middle and highest channels of the operating band(s).
- **General:** The EUT is set to maximum power level during all tests, and at the beginning of each test the battery is fully charged.
- **General:** During the SAR testing, the DASY system checks power drift by comparing the e-field strength of one specific location measured at the beginning with that measured at the end of the SAR testing.
- **General:** According to KDB447498D01v06, testing of other required channels is not required when the reported 1-g SAR for the highest output channel is  $\leq 0.8 \text{ W/kg}$ , when the transmission band is  $\leq 100 \text{ MHz}$ .
- **General:** According to KDB865664D01v01r04, SAR measurement variability must be assessed for each frequency band. When the original highest measured SAR is  $\geq 0.8 \text{ W/kg}$ , repeated that measurement once. Perform a second repeated measurement only if the ratio of largest to smallest SAR for the original and first repeated measurements is  $> 1.20$  or when the original or repeated measurement is  $\geq 1.45 \text{ W/kg}$  ( $\sim 10\%$  from the 1-g SAR limit).
- **WLAN 6GHz:** Per October 2020 & April 2021 TCB Workshop Interim procedures and FCC guidance, start instead with a minimum of 5 test channels across the full band, then adapt and apply conducted power and SAR test reduction procedures of KDB Pub. 248227 v02r02. WIFI 6E SAR is measured by using 6-7GHz parameters per IEC/IEEE62209- 1528:2020 and report also estimated absorbed PD (for reference purposes only, not specifically for compliance). For the highest SAR test configurations also measure incident PD (total) using mmW near-field probe and total-field/power-density reconstruction method.
- **WLAN 6GHz:** Per equipment manufacturer guidance, power density was measured at  $d=2\text{mm}$  with the grid step ( $0.0625\lambda$ ) for determining compliance at  $d=2\text{mm}$ .
- **WLAN 6GHz:** According to October 2020 TCB Workshop Interim procedures, power density results were scaled according to IEC 62479:2010 for the portion of the measurement uncertainty  $> 30\%$ . Total expanded uncertainty of 2.67 dB (85%) was used to determine the psPD measurement scaling factor.
- **WLAN 6GHz:** Per FCC guidance, for simultaneous transmission evaluation, using SAR sum and SPLSR for simultaneous transmit exclusion analyses and evaluations.
- For WLAN Main and Aux antennas, the maximum output power of each antenna during simultaneous transmission is the same with or less than that used in standalone transmission, and we used the sum of 1-g SAR provision in KDB447498D01 to exclude the simultaneous transmitted MIMO SAR measurement.

Unless otherwise stated the results shown in this test report refer only to the sample(s) tested and such sample(s) are retained for 90 days only.  
除非另有說明，此報告結果僅對測試之樣品負責，同時此樣品僅保留90天。本報告未經本公司書面許可，不可部份複製。

This document is issued by the Company subject to its General Conditions of Service printed overleaf, available on request or accessible at <http://www.sgs.com.tw/Terms-and-Conditions>, and for electronic format documents, subject to Terms and Conditions for Electronic Documents at <http://www.sgs.com.tw/Terms-and-Conditions>. Attention is drawn to the limitation of liability, indemnification and jurisdiction issues defined therein. Any holder of this document is advised that information contained hereon reflects the Company's findings at the time of its intervention only and within the limits of Client's instructions, if any. The Company's sole responsibility is to its Client and this document does not exonerate parties to a transaction from exercising all their rights and obligations under the transaction documents. This document cannot be reproduced except in full, without prior written approval of the Company. Any unauthorized alteration, forgery or falsification of the content or appearance of this document is unlawful and offenders may be prosecuted to the fullest extent of the law.

### 5.3 Test position

#### Tablet mode SAR test position (0mm)

For full-size tablet, according to KDB 616217 D04, SAR evaluation is required for back surface and edges of the devices. The back surface and edges of the tablet are tested with the tablet touching the phantom. Exposures from antennas through the front surface of the display section of a tablet are generally limited to the user's hands. Exposures to hands for typical consumer transmitters used in tablets are not expected to exceed the extremity SAR limit; therefore, SAR evaluation for the front surface of tablet display screens are generally not necessary. When voice mode is supported on a tablet and it is limited to speaker mode or headset operations only, additional SAR testing for this type of voice use is not required.

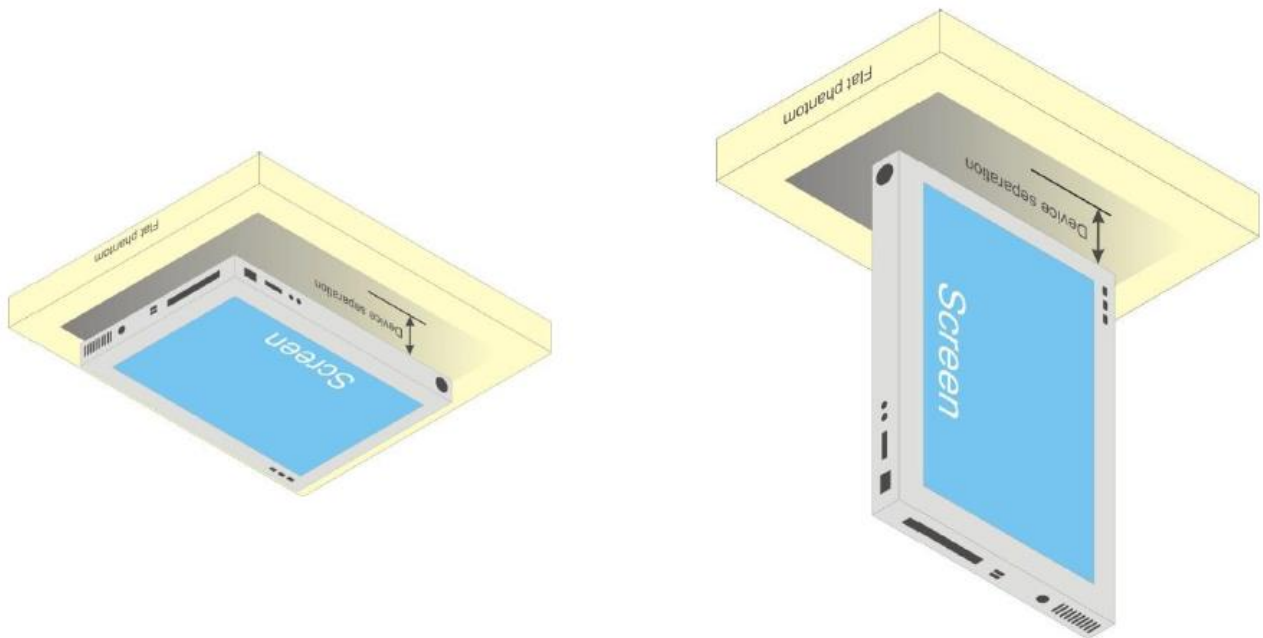


Illustration for Tablet Setup

Unless otherwise stated the results shown in this test report refer only to the sample(s) tested and such sample(s) are retained for 90 days only.  
除非另有說明，此報告結果僅對測試之樣品負責，同時此樣品僅保留90天。本報告未經本公司書面許可，不可部份複製。

This document is issued by the Company subject to its General Conditions of Service printed overleaf, available on request or accessible at <http://www.sgs.com.tw/Terms-and-Conditions> and for electronic format documents, subject to Terms and Conditions for Electronic Documents at <http://www.sgs.com.tw/Terms-and-Conditions>. Attention is drawn to the limitation of liability, indemnification and jurisdiction issues defined therein. Any holder of this document is advised that information contained hereon reflects the Company's findings at the time of its intervention only and within the limits of Client's instructions, if any. The Company's sole responsibility is to its Client and this document does not exonerate parties to a transaction from exercising all their rights and obligations under the transaction documents. This document cannot be reproduced except in full, without prior written approval of the Company. Any unauthorized alteration, forgery or falsification of the content or appearance of this document is unlawful and offenders may be prosecuted to the fullest extent of the law.

## 5.4 Test limit

### [§ 2.1093\(d\)\(1\)](#)

Applications for equipment authorization of portable RF sources subject to routine environmental evaluation must contain a statement confirming compliance with the limits specified in [§ 1.1310](#) as part of their application. Technical information showing the basis for this statement must be submitted to the Commission upon request. The SAR limits specified in [§ 1.1310\(a\)](#) through [\(c\) of this chapter](#) shall be used for evaluation of portable devices transmitting in the frequency range from 100 kHz to 6 GHz. Portable devices that transmit at frequencies above 6 GHz shall be evaluated in terms of the MPE limits specified in Table 1 to [§ 1.1310\(e\)\(1\)](#). A minimum separation distance applicable to the operating configurations and exposure conditions of the device shall be used for the evaluation. In general, maximum time-averaged power levels must be used for evaluation. All unlicensed personal communications service (PCS) devices and unlicensed NII devices shall be subject to the limits for general population/uncontrolled exposure.

Radiofrequency radiation exposure limits.

### [§ 1.1310\(a\)](#)

Specific absorption rate (SAR) shall be used to evaluate the environmental impact of human exposure to radiofrequency (RF) radiation as specified in § 1.1307(b) within the frequency range of 100 kHz to 6 GHz (inclusive).

### [§ 1.1310\(b\)](#)

The SAR limits for occupational/controlled exposure are 0.4 W/kg, as averaged over the whole body, and a peak spatial-average SAR of 8 W/kg, averaged over any 1 gram of tissue (defined as a tissue volume in the shape of a cube). Exceptions are the parts of the human body treated as extremities, such as hands, wrists, feet, ankles, and pinnae, where the peak spatial-average SAR limit for occupational/controlled exposure is 20 W/kg, averaged over any 10 grams of tissue (defined as a tissue volume in the shape of a cube). Exposure may be averaged over a time period not to exceed 6 minutes to determine compliance with occupational/controlled SAR limits.

### [§ 1.1310\(c\)](#)

The SAR limits for general population/uncontrolled exposure are 0.08 W/kg, as averaged over the whole body, and a peak spatial-average SAR of 1.6 W/kg, averaged over any 1 gram of tissue (defined as a tissue volume in the shape of a cube). Exceptions are the parts of the human body treated as extremities, such as hands, wrists, feet, ankles, and pinnae, where the peak spatial-average SAR limit is 4 W/kg, averaged over any 10 grams of tissue (defined as a tissue volume in the shape of a cube). Exposure may be averaged over a time period not to exceed 30 minutes to determine compliance with general population/uncontrolled SAR limits.

Note to paragraphs (a) through (c):

SAR is a measure of the rate of energy absorption due to exposure to RF electromagnetic energy. These SAR limits to be used for evaluation are based generally on criteria published by the American National Standards Institute (ANSI) for localized SAR in [Section 4.2](#) of “IEEE Standard for Safety Levels with Respect to Human Exposure to Radio Frequency Electromagnetic Fields, 3 kHz to 300 GHz,” ANSI/IEEE Std C95.1-1992, copyright 1992 by the Institute of Electrical and Electronics Engineers, Inc., New York, New York 10017. These criteria for SAR evaluation are similar to those recommended by the National Council on Radiation Protection and Measurements (NCRP) in “Biological Effects and Exposure Criteria for Radiofrequency Electromagnetic Fields,” NCRP Report No. 86, [Section 17.4.5](#), copyright 1986 by NCRP, Bethesda, Maryland 20814. Limits for whole body SAR and peak spatial-average SAR are based

Unless otherwise stated the results shown in this test report refer only to the sample(s) tested and such sample(s) are retained for 90 days only.

除非另有說明，此報告結果僅對測試之樣品負責，同時此樣品僅保留90天。本報告未經本公司書面許可，不可部份複製。

This document is issued by the Company subject to its General Conditions of Service printed overleaf, available on request or accessible at <http://www.sgs.com.tw/Terms-and-Conditions>, and for electronic format documents, subject to Terms and Conditions for Electronic Documents at <http://www.sgs.com.tw/Terms-and-Conditions>. Attention is drawn to the limitation of liability, indemnification and jurisdiction issues defined therein. Any holder of this document is advised that information contained hereon reflects the Company's findings at the time of its intervention only and within the limits of Client's instructions, if any. The Company's sole responsibility is to its Client and this document does not exonerate parties to a transaction from exercising all their rights and obligations under the transaction documents. This document cannot be reproduced except in full, without prior written approval of the Company. Any unauthorized alteration, forgery or falsification of the content or appearance of this document is unlawful and offenders may be prosecuted to the fullest extent of the law.

on recommendations made in both of these documents. The MPE limits in Table 1 are based generally on criteria published by the NCRP in "Biological Effects and Exposure Criteria for Radiofrequency Electromagnetic Fields," NCRP Report No. 86, Sections 17.4.1, 17.4.1.1, 17.4.2 and 17.4.3, copyright 1986 by NCRP, Bethesda, Maryland 20814. In the frequency range from 100 MHz to 1500 MHz, these MPE exposure limits for field strength and power density are also generally based on criteria recommended by the ANSI in [Section 4.1](#) of "IEEE Standard for Safety Levels with Respect to Human Exposure to Radio Frequency Electromagnetic Fields, 3 kHz to 300 GHz," ANSI/IEEE Std C95.1-1992, copyright 1992 by the Institute of Electrical and Electronics Engineers, Inc., New York, New York 10017.

Portable devices that transmit at frequencies above 6 GHz shall be evaluated in terms of the MPE limits specified in Table 1 to [§ 1.1310\(e\)\(1\)](#).

According to ANSI/IEEE C95.1-1992, the criteria listed in the following Table shall be used to evaluate the environmental impact of human exposure to radio frequency (RF) radiation as specified in §1.1310.

Peak Spatially Averaged Power Density was evaluated over a circular area of 4cm<sup>2</sup> per interim FCC Guidance for near-field power density evaluations per October 2018 TCB Workshop notes

Unless otherwise stated the results shown in this test report refer only to the sample(s) tested and such sample(s) are retained for 90 days only.

除非另有說明，此報告結果僅對測試之樣品負責，同時此樣品僅保留90天。本報告未經本公司書面許可，不可部份複製。

This document is issued by the Company subject to its General Conditions of Service printed overleaf, available on request or accessible at <http://www.sgs.com.tw/Terms-and-Conditions> and for electronic format documents, subject to Terms and Conditions for Electronic Documents at <http://www.sgs.com.tw/Terms-and-Conditions>. Attention is drawn to the limitation of liability, indemnification and jurisdiction issues defined therein. Any holder of this document is advised that information contained hereon reflects the Company's findings at the time of its intervention only and within the limits of Client's instructions, if any. The Company's sole responsibility is to its Client and this document does not exonerate parties to a transaction from exercising all their rights and obligations under the transaction documents. This document cannot be reproduced except in full, without prior written approval of the Company. Any unauthorized alteration, forgery or falsification of the content or appearance of this document is unlawful and offenders may be prosecuted to the fullest extent of the law.

SGS Taiwan Ltd.

No.134,Wu Kung Road, New Taipei Industrial Park, Wuku District, New Taipei City, Taiwan/新北市五股區新北產業園區五工路 134 號

台灣檢驗科技股份有限公司

t (886-2) 2299-3279

f (886-2) 2298-0488

[www.sgs.com.tw](http://www.sgs.com.tw)

Member of SGS Group

Frequency range (MHz)	Electric field strength (V/m)	Magnetic field strength (A/m)	Power density (mW/cm <sup>2</sup> )	Averaging time (minutes)
(i) Limits for Occupational/Controlled Exposure				
0.3-3.0	614	1.63	*(100)	≤6
3.0-30	1842/f	4.89/f	*(900/f <sup>2</sup> )	<6
30-300	61.4	0.163	1.0	<6
300-1,500			f/300	<6
1,500-100,000			5	<6
(ii) Limits for General Population/Uncontrolled Exposure				
0.3-1.34	614	1.63	*(100)	<30
1.34-30	824/f	2.19/f	*(180/f <sup>2</sup> )	<30
30-300	27.5	0.073	0.2	<30
300-1,500			f/1500	<30
1,500-100,000			1.0	<30

f = frequency in MHz. \* = Plane-wave equivalent power density.

Table 1 to § 1.1310(e)(1) - Limits for Maximum Permissible Exposure (MPE)

Unless otherwise stated the results shown in this test report refer only to the sample(s) tested and such sample(s) are retained for 90 days only.

除非另有說明，此報告結果僅對測試之樣品負責，同時此樣品僅保留90天。本報告未經本公司書面許可，不可部份複製。

This document is issued by the Company subject to its General Conditions of Service printed overleaf, available on request or accessible at <http://www.sgs.com.tw/Terms-and-Conditions> and for electronic format documents, subject to Terms and Conditions for Electronic Documents at <http://www.sgs.com.tw/Terms-and-Conditions>. Attention is drawn to the limitation of liability, indemnification and jurisdiction issues defined therein. Any holder of this document is advised that information contained hereon reflects the Company's findings at the time of its intervention only and within the limits of Client's instructions, if any. The Company's sole responsibility is to its Client and this document does not exonerate parties to a transaction from exercising all their rights and obligations under the transaction documents. This document cannot be reproduced except in full, without prior written approval of the Company. Any unauthorized alteration, forgery or falsification of the content or appearance of this document is unlawful and offenders may be prosecuted to the fullest extent of the law.

SGS Taiwan Ltd.

No.134,Wu Kung Road, New Taipei Industrial Park, Wuku District, New Taipei City, Taiwan/新北市五股區新北產業園區五工路 134 號

台灣檢驗科技股份有限公司

t (886-2) 2299-3279

f (886-2) 2298-0488

[www.sgs.com.tw](http://www.sgs.com.tw)

Member of SGS Group

## 6 MAXIMUM OUTPUT POWER

### 6.1 WIFI 6E

Main(Ant2)						
Band	Mode	Channel	Frequency (MHz)	Data Rate	Max. Rated Avg. Power + Max. Tolerance (dBm)	Average power (dBm)
U-NII-5 6.2GHz	802.11a	1	5955	6Mbps	8.50	7.86
		45	6175		8.50	7.81
		93	6415		8.50	7.93
	802.11n20-HT0	1	5955	MCS0	8.50	7.87
		45	6175		8.50	7.90
		93	6415		8.50	7.95
	802.11ac20-VHT0	1	5955	MCS0	8.50	7.84
		45	6175		8.50	7.97
		93	6415		8.50	7.85
	802.11ax20-HE0	1	5955	MCS0	8.50	7.94
		45	6175		8.50	7.97
		93	6415		8.50	7.96
	802.11n40-HT0	3	5965	MCS0	8.50	7.92
		43	6165		8.50	7.89
		91	6405		8.50	7.96
	802.11ac40-VHT0	3	5965	MCS0	8.50	7.80
		43	6165		8.50	8.00
		91	6405		8.50	7.95
	802.11ax40-HE0	3	5965	MCS0	8.50	7.86
		43	6165		8.50	7.95
		91	6405		8.50	7.81
	802.11ac80-VHT0	7	5985	MCS0	8.50	7.86
		39	6145		8.50	8.20
		87	6385		8.50	7.84
	802.11ax80-HE0	7	5985	MCS0	8.50	7.87
		39	6145		8.50	7.84
		87	6385		8.50	7.90
	802.11ac160-VHT0	15	6025	MCS0	8.50	7.80
		47	6185		8.50	7.92
		79	6345		8.50	7.96
	802.11ax160-HE0	15	6025	MCS0	8.50	8.41
		47	6185		8.50	8.18
		79	6345		8.50	8.22

Unless otherwise stated the results shown in this test report refer only to the sample(s) tested and such sample(s) are retained for 90 days only.

除非另有說明，此報告結果僅對測試之樣品負責，同時此樣品僅保留90天。本報告未經本公司書面許可，不可部份複製。

This document is issued by the Company subject to its General Conditions of Service printed overleaf, available on request or accessible at <http://www.sgs.com.tw/Terms-and-Conditions> and for electronic format documents, subject to Terms and Conditions for Electronic Documents at <http://www.sgs.com.tw/Terms-and-Conditions>. Attention is drawn to the limitation of liability, indemnification and jurisdiction issues defined therein. Any holder of this document is advised that information contained hereon reflects the Company's findings at the time of its intervention only and within the limits of Client's instructions, if any. The Company's sole responsibility is to its Client and this document does not exonerate parties to a transaction from exercising all their rights and obligations under the transaction documents. This document cannot be reproduced except in full, without prior written approval of the Company. Any unauthorized alteration, forgery or falsification of the content or appearance of this document is unlawful and offenders may be prosecuted to the fullest extent of the law.

SGS Taiwan Ltd.

No.134,Wu Kung Road, New Taipei Industrial Park, Wuku District, New Taipei City, Taiwan/新北市五股區新北產業園區五工路 134 號

台灣檢驗科技股份有限公司

t (886-2) 2299-3279

f (886-2) 2298-0488

www.sgs.com.tw

Member of SGS Group



Main(Ant2)						
Band	Mode	Channel	Frequency (MHz)	Data Rate	Max. Rated Avg. Power + Max. Tolerance (dBm)	Average power (dBm)
U-NII-6 6.5GHz	802.11a	97	6435	6Mbps	8.50	7.88
		105	6475		8.50	7.84
		113	6515		8.50	7.99
	802.11n20-HT0	97	6435	MCS0	8.50	7.85
		105	6475		8.50	7.91
		113	6515		8.50	7.96
	802.11ac20-VHT0	97	6435	MCS0	8.50	7.91
		105	6475		8.50	7.84
		113	6515		8.50	7.86
	802.11ax20-HE0	97	6435	MCS0	8.50	7.96
		105	6475		8.50	7.91
		113	6515		8.50	7.86
	802.11n40-HT0	99	6445	MCS0	8.50	7.99
		107	6485		8.50	7.83
	802.11ac40-VHT0	99	6445	MCS0	8.50	7.82
		107	6485		8.50	7.89
	802.11ax40-HE0	99	6445	MCS0	8.50	7.92
		107	6485		8.50	7.83
	802.11ac80-VHT0	103	6465	MCS0	8.50	7.85
		119	6545		8.50	7.83
	802.11ax80-HE0	103	6465	MCS0	8.50	7.87
		119	6545		8.50	7.95
	802.11ac160-VHT0	111	6505	MCS0	8.50	7.91
	802.11ax160-HE0	111	6505	MCS0	8.50	8.27

Unless otherwise stated the results shown in this test report refer only to the sample(s) tested and such sample(s) are retained for 90 days only.

除非另有說明，此報告結果僅對測試之樣品負責，同時此樣品僅保留90天。本報告未經本公司書面許可，不可部份複製。

This document is issued by the Company subject to its General Conditions of Service printed overleaf, available on request or accessible at <http://www.sgs.com.tw/Terms-and-Conditions> and for electronic format documents, subject to Terms and Conditions for Electronic Documents at <http://www.sgs.com.tw/Terms-and-Conditions>. Attention is drawn to the limitation of liability, indemnification and jurisdiction issues defined therein. Any holder of this document is advised that information contained hereon reflects the Company's findings at the time of its intervention only and within the limits of Client's instructions, if any. The Company's sole responsibility is to its Client and this document does not exonerate parties to a transaction from exercising all their rights and obligations under the transaction documents. This document cannot be reproduced except in full, without prior written approval of the Company. Any unauthorized alteration, forgery or falsification of the content or appearance of this document is unlawful and offenders may be prosecuted to the fullest extent of the law.

SGS Taiwan Ltd.

No.134,Wu Kung Road, New Taipei Industrial Park, Wuku District, New Taipei City, Taiwan/新北市五股區新北產業園區五工路 134 號

台灣檢驗科技股份有限公司

t (886-2) 2299-3279

f (886-2) 2298-0488

[www.sgs.com.tw](http://www.sgs.com.tw)

Member of SGS Group

Main(Ant2)						
Band	Mode	Channel	Frequency (MHz)	Data Rate	Max. Rated Avg. Power + Max. Tolerance (dBm)	Average power (dBm)
U-NII-7 6.7GHz	802.11a	117	6535	6Mbps	8.50	7.82
		149	6695		8.50	7.95
		181	6855		8.50	7.89
	802.11n20-HT0	117	6535	MCS0	8.50	7.99
		149	6695		8.50	7.92
		181	6855		8.50	7.98
	802.11ac20-VHT0	117	6535	MCS0	8.50	7.94
		149	6695		8.50	7.81
		181	6855		8.50	7.86
	802.11ax20-HE0	117	6535	MCS0	8.50	7.94
		149	6695		8.50	7.81
		181	6855		8.50	7.99
	802.11n40-HT0	115	6525	MCS0	8.50	7.98
		147	6685		8.50	7.89
		179	6845		8.50	7.87
	802.11ac40-VHT0	115	6525	MCS0	8.50	7.91
		147	6685		8.50	7.87
		179	6845		8.50	7.97
	802.11ax40-HE0	115	6525	MCS0	8.50	7.82
		147	6685		8.50	7.80
		179	6845		8.50	7.89
	802.11ac80-VHT0	135	6625	MCS0	8.50	7.98
		151	6705		8.50	7.82
		167	6785		8.50	7.92
	802.11ax80-HE0	135	6625	MCS0	8.50	7.93
		151	6705		8.50	7.98
		167	6785		8.50	7.85
	802.11ac160-VHT0	143	6665	MCS0	8.50	7.96
		175	6825		8.50	7.99
	802.11ax160-HE0	143	6665	MCS0	8.50	7.94
		175	6825		8.50	8.31

Unless otherwise stated the results shown in this test report refer only to the sample(s) tested and such sample(s) are retained for 90 days only.

除非另有說明，此報告結果僅對測試之樣品負責，同時此樣品僅保留90天。本報告未經本公司書面許可，不可部份複製。

This document is issued by the Company subject to its General Conditions of Service printed overleaf, available on request or accessible at <http://www.sgs.com.tw/Terms-and-Conditions> and for electronic format documents, subject to Terms and Conditions for Electronic Documents at <http://www.sgs.com.tw/Terms-and-Conditions>. Attention is drawn to the limitation of liability, indemnification and jurisdiction issues defined therein. Any holder of this document is advised that information contained hereon reflects the Company's findings at the time of its intervention only and within the limits of Client's instructions, if any. The Company's sole responsibility is to its Client and this document does not exonerate parties to a transaction from exercising all their rights and obligations under the transaction documents. This document cannot be reproduced except in full, without prior written approval of the Company. Any unauthorized alteration, forgery or falsification of the content or appearance of this document is unlawful and offenders may be prosecuted to the fullest extent of the law.

SGS Taiwan Ltd.

No.134,Wu Kung Road, New Taipei Industrial Park, Wuku District, New Taipei City, Taiwan/新北市五股區新北產業園區五工路 134 號

台灣檢驗科技股份有限公司

t (886-2) 2299-3279

f (886-2) 2298-0488

www.sgs.com.tw

Member of SGS Group



Main(Ant2)						
Mode	Mode	Channel	Frequency (MHz)	Data Rate	Max. Rated Avg. Power + Max. Tolerance (dBm)	Average power (dBm)
U-NII-8 7.0GHz	802.11a	185	6875	6Mbps	10.00	9.41
		209	6995		10.00	9.43
		233	7115		10.00	9.42
	802.11n20-HT0	185	6875	MCS0	10.00	9.31
		209	6995		10.00	9.39
		233	7115		10.00	9.42
	802.11ac20-VHT0	185	6875	MCS0	10.00	9.42
		209	6995		10.00	9.48
		233	7115		10.00	9.49
	802.11ax20-HE0	185	6875	MCS0	10.00	9.35
		209	6995		10.00	9.40
		233	7115		10.00	9.42
	802.11n40-HT0	187	6885	MCS0	10.00	9.45
		227	7085		10.00	9.31
	802.11ac40-VHT0	187	6885	MCS0	10.00	9.46
		227	7085		10.00	9.39
	802.11ax40-HE0	187	6885	MCS0	10.00	9.41
		227	7085		10.00	9.43
	802.11ac80-VHT0	183	6865	MCS0	10.00	9.43
		199	6945		10.00	9.47
		215	7025		10.00	9.48
	802.11ax80-HE0	183	6865	MCS0	10.00	9.37
		199	6945		10.00	9.43
		215	7025		10.00	9.43
	802.11ac160-VHT0	207	6985	MCS0	10.00	9.39
	802.11ax160-HE0	207	6985	MCS0	10.00	9.78

Unless otherwise stated the results shown in this test report refer only to the sample(s) tested and such sample(s) are retained for 90 days only.

除非另有說明，此報告結果僅對測試之樣品負責，同時此樣品僅保留90天。本報告未經本公司書面許可，不可部份複製。

This document is issued by the Company subject to its General Conditions of Service printed overleaf, available on request or accessible at <http://www.sgs.com.tw/Terms-and-Conditions> and for electronic format documents, subject to Terms and Conditions for Electronic Documents at <http://www.sgs.com.tw/Terms-and-Conditions>. Attention is drawn to the limitation of liability, indemnification and jurisdiction issues defined therein. Any holder of this document is advised that information contained hereon reflects the Company's findings at the time of its intervention only and within the limits of Client's instructions, if any. The Company's sole responsibility is to its Client and this document does not exonerate parties to a transaction from exercising all their rights and obligations under the transaction documents. This document cannot be reproduced except in full, without prior written approval of the Company. Any unauthorized alteration, forgery or falsification of the content or appearance of this document is unlawful and offenders may be prosecuted to the fullest extent of the law.

SGS Taiwan Ltd.

No.134,Wu Kung Road, New Taipei Industrial Park, Wuku District, New Taipei City, Taiwan/新北市五股區新北產業園區五工路 134 號

台灣檢驗科技股份有限公司

t (886-2) 2299-3279

f (886-2) 2298-0488

[www.sgs.com.tw](http://www.sgs.com.tw)

Member of SGS Group

Aux(Ant1)						
Band	Mode	Channel	Frequency (MHz)	Data Rate	Max. Rated Avg. Power + Max. Tolerance (dBm)	Average power (dBm)
U-NII-5 6.2GHz	802.11a	1	5955	6Mbps	13.00	12.93
		45	6175		13.00	12.78
		93	6415		13.00	12.92
	802.11n20-HT0	1	5955	MCS0	13.00	12.91
		45	6175		13.00	12.87
		93	6415		13.00	12.76
	802.11ac20-VHT0	1	5955	MCS0	13.00	12.78
		45	6175		13.00	12.75
		93	6415		13.00	12.93
	802.11ax20-HE0	1	5955	MCS0	13.00	12.78
		45	6175		13.00	12.90
		93	6415		13.00	12.83
	802.11n40-HT0	3	5965	MCS0	13.00	12.83
		43	6165		13.00	12.86
		91	6405		13.00	12.91
	802.11ac40-VHT0	3	5965	MCS0	13.00	12.91
		43	6165		13.00	12.79
		91	6405		13.00	12.79
	802.11ax40-HE0	3	5965	MCS0	13.00	12.82
		43	6165		13.00	12.89
		91	6405		13.00	12.92
	802.11ac80-VHT0	7	5985	MCS0	13.00	12.88
		39	6145		13.00	12.86
		87	6385		13.00	12.81
	802.11ax80-HE0	7	5985	MCS0	13.00	12.77
		39	6145		13.00	12.76
		87	6385		13.00	12.77
	802.11ac160-VHT0	15	6025	MCS0	13.00	12.78
		47	6185		13.00	12.92
		79	6345		13.00	12.82
	802.11ax160-HE0	15	6025	MCS0	13.00	12.96
		47	6185		13.00	12.95
		79	6345		13.00	12.99

Unless otherwise stated the results shown in this test report refer only to the sample(s) tested and such sample(s) are retained for 90 days only.

除非另有說明，此報告結果僅對測試之樣品負責，同時此樣品僅保留90天。本報告未經本公司書面許可，不可部份複製。

This document is issued by the Company subject to its General Conditions of Service printed overleaf, available on request or accessible at <http://www.sgs.com.tw/Terms-and-Conditions> and for electronic format documents, subject to Terms and Conditions for Electronic Documents at <http://www.sgs.com.tw/Terms-and-Conditions>. Attention is drawn to the limitation of liability, indemnification and jurisdiction issues defined therein. Any holder of this document is advised that information contained hereon reflects the Company's findings at the time of its intervention only and within the limits of Client's instructions, if any. The Company's sole responsibility is to its Client and this document does not exonerate parties to a transaction from exercising all their rights and obligations under the transaction documents. This document cannot be reproduced except in full, without prior written approval of the Company. Any unauthorized alteration, forgery or falsification of the content or appearance of this document is unlawful and offenders may be prosecuted to the fullest extent of the law.

SGS Taiwan Ltd.

No.134,Wu Kung Road, New Taipei Industrial Park, Wuku District, New Taipei City, Taiwan/新北市五股區新北產業園區五工路 134 號

台灣檢驗科技股份有限公司

t (886-2) 2299-3279

f (886-2) 2298-0488

[www.sgs.com.tw](http://www.sgs.com.tw)

Member of SGS Group

Aux(Ant1)						
Band	Mode	Channel	Frequency (MHz)	Data Rate	Max. Rated Avg. Power + Max. Tolerance (dBm)	Average power (dBm)
U-NII-6 6.5GHz	802.11a	97	6435	6Mbps	13.00	12.94
		105	6475		13.00	12.83
		113	6515		13.00	12.92
	802.11n20-HT0	97	6435	MCS0	13.00	12.78
		105	6475		13.00	12.81
		113	6515		13.00	12.83
	802.11ac20-VHT0	97	6435	MCS0	13.00	12.87
		105	6475		13.00	12.94
		113	6515		13.00	12.92
	802.11ax20-HE0	97	6435	MCS0	13.00	12.86
		105	6475		13.00	12.87
		113	6515		13.00	12.76
	802.11n40-HT0	99	6445	MCS0	13.00	12.89
		107	6485		13.00	12.85
	802.11ac40-VHT0	99	6445	MCS0	13.00	12.91
		107	6485		13.00	12.88
	802.11ax40-HE0	99	6445	MCS0	13.00	12.80
		107	6485		13.00	12.90
	802.11ac80-VHT0	103	6465	MCS0	13.00	12.85
		119	6545		13.00	12.87
	802.11ax80-HE0	103	6465	MCS0	13.00	12.90
		119	6545		13.00	12.88
	802.11ac160-VHT0	111	6505	MCS0	13.00	12.94
	802.11ax160-HE0	111	6505	MCS0	13.00	12.99

Unless otherwise stated the results shown in this test report refer only to the sample(s) tested and such sample(s) are retained for 90 days only.

除非另有說明，此報告結果僅對測試之樣品負責，同時此樣品僅保留90天。本報告未經本公司書面許可，不可部份複製。

This document is issued by the Company subject to its General Conditions of Service printed overleaf, available on request or accessible at <http://www.sgs.com.tw/Terms-and-Conditions> and for electronic format documents, subject to Terms and Conditions for Electronic Documents at <http://www.sgs.com.tw/Terms-and-Conditions>. Attention is drawn to the limitation of liability, indemnification and jurisdiction issues defined therein. Any holder of this document is advised that information contained hereon reflects the Company's findings at the time of its intervention only and within the limits of Client's instructions, if any. The Company's sole responsibility is to its Client and this document does not exonerate parties to a transaction from exercising all their rights and obligations under the transaction documents. This document cannot be reproduced except in full, without prior written approval of the Company. Any unauthorized alteration, forgery or falsification of the content or appearance of this document is unlawful and offenders may be prosecuted to the fullest extent of the law.

SGS Taiwan Ltd.

No.134,Wu Kung Road, New Taipei Industrial Park, Wuku District, New Taipei City, Taiwan/新北市五股區新北產業園區五工路 134 號

台灣檢驗科技股份有限公司

t (886-2) 2299-3279

f (886-2) 2298-0488

[www.sgs.com.tw](http://www.sgs.com.tw)

Member of SGS Group

Aux(Ant1)						
Band	Mode	Channel	Frequency (MHz)	Data Rate	Max. Rated Avg. Power + Max. Tolerance (dBm)	Average power (dBm)
U-NII-7 6.7GHz	802.11a	117	6535	6Mbps	13.00	12.83
		149	6695		13.00	12.82
		181	6855		13.00	12.83
	802.11n20-HT0	117	6535	MCS0	13.00	12.79
		149	6695		13.00	12.83
		181	6855		13.00	12.76
	802.11ac20-VHT0	117	6535	MCS0	13.00	12.79
		149	6695		13.00	12.83
		181	6855		13.00	12.82
	802.11ax20-HE0	117	6535	MCS0	13.00	12.87
		149	6695		13.00	12.93
		181	6855		13.00	12.89
	802.11n40-HT0	115	6525	MCS0	13.00	12.93
		147	6685		13.00	12.88
		179	6845		13.00	12.78
	802.11ac40-VHT0	115	6525	MCS0	13.00	12.82
		147	6685		13.00	12.77
		179	6845		13.00	12.87
	802.11ax40-HE0	115	6525	MCS0	13.00	12.77
		147	6685		13.00	12.78
		179	6845		13.00	12.78
	802.11ac80-VHT0	135	6625	MCS0	13.00	12.78
		151	6705		13.00	12.80
		167	6785		13.00	12.88
	802.11ax80-HE0	135	6625	MCS0	13.00	12.85
		151	6705		13.00	12.78
		167	6785		13.00	12.75
	802.11ac160-VHT0	143	6665	MCS0	13.00	12.77
		175	6825		13.00	12.81
	802.11ax160-HE0	143	6665	MCS0	13.00	12.99
		175	6825		13.00	12.97

Unless otherwise stated the results shown in this test report refer only to the sample(s) tested and such sample(s) are retained for 90 days only.

除非另有說明，此報告結果僅對測試之樣品負責，同時此樣品僅保留90天。本報告未經本公司書面許可，不可部份複製。

This document is issued by the Company subject to its General Conditions of Service printed overleaf, available on request or accessible at <http://www.sgs.com.tw/Terms-and-Conditions> and for electronic format documents, subject to Terms and Conditions for Electronic Documents at <http://www.sgs.com.tw/Terms-and-Conditions>. Attention is drawn to the limitation of liability, indemnification and jurisdiction issues defined therein. Any holder of this document is advised that information contained hereon reflects the Company's findings at the time of its intervention only and within the limits of Client's instructions, if any. The Company's sole responsibility is to its Client and this document does not exonerate parties to a transaction from exercising all their rights and obligations under the transaction documents. This document cannot be reproduced except in full, without prior written approval of the Company. Any unauthorized alteration, forgery or falsification of the content or appearance of this document is unlawful and offenders may be prosecuted to the fullest extent of the law.

SGS Taiwan Ltd.

No.134,Wu Kung Road, New Taipei Industrial Park, Wuku District, New Taipei City, Taiwan/新北市五股區新北產業園區五工路 134 號

台灣檢驗科技股份有限公司

t (886-2) 2299-3279

f (886-2) 2298-0488

[www.sgs.com.tw](http://www.sgs.com.tw)

Member of SGS Group

Aux(Ant1)						
Mode	Mode	Channel	Frequency (MHz)	Data Rate	Max. Rated Avg. Power + Max. Tolerance (dBm)	Average power (dBm)
U-NII-8 7.0GHz	802.11a	185	6875	6Mbps	13.00	12.91
		209	6995		13.00	12.82
		233	7115		13.00	12.93
	802.11n20-HT0	185	6875	MCS0	13.00	12.82
		209	6995		13.00	12.80
		233	7115		13.00	12.90
	802.11ac20-VHT0	185	6875	MCS0	13.00	12.89
		209	6995		13.00	12.76
		233	7115		13.00	12.85
	802.11ax20-HE0	185	6875	MCS0	13.00	12.79
		209	6995		13.00	12.93
		233	7115		13.00	12.79
	802.11n40-HT0	187	6885	MCS0	13.00	12.81
		227	7085		13.00	12.77
	802.11ac40-VHT0	187	6885	MCS0	13.00	12.80
		227	7085		13.00	12.83
	802.11ax40-HE0	187	6885	MCS0	13.00	12.83
		227	7085		13.00	12.94
	802.11ac80-VHT0	183	6865	MCS0	13.00	12.85
		199	6945		13.00	12.80
		215	7025		13.00	12.77
	802.11ax80-HE0	183	6865	MCS0	13.00	12.93
		199	6945		13.00	12.82
		215	7025		13.00	12.90
	802.11ac160-VHT0	207	6985	MCS0	13.00	12.90
	802.11ax160-HE0	207	6985	MCS0	13.00	12.97

Unless otherwise stated the results shown in this test report refer only to the sample(s) tested and such sample(s) are retained for 90 days only.

除非另有說明，此報告結果僅對測試之樣品負責，同時此樣品僅保留90天。本報告未經本公司書面許可，不可部份複製。

This document is issued by the Company subject to its General Conditions of Service printed overleaf, available on request or accessible at <http://www.sgs.com.tw/Terms-and-Conditions> and for electronic format documents, subject to Terms and Conditions for Electronic Documents at <http://www.sgs.com.tw/Terms-and-Conditions>. Attention is drawn to the limitation of liability, indemnification and jurisdiction issues defined therein. Any holder of this document is advised that information contained hereon reflects the Company's findings at the time of its intervention only and within the limits of Client's instructions, if any. The Company's sole responsibility is to its Client and this document does not exonerate parties to a transaction from exercising all their rights and obligations under the transaction documents. This document cannot be reproduced except in full, without prior written approval of the Company. Any unauthorized alteration, forgery or falsification of the content or appearance of this document is unlawful and offenders may be prosecuted to the fullest extent of the law.

SGS Taiwan Ltd.

No.134,Wu Kung Road, New Taipei Industrial Park, Wuku District, New Taipei City, Taiwan/新北市五股區新北產業園區五工路 134 號

台灣檢驗科技股份有限公司

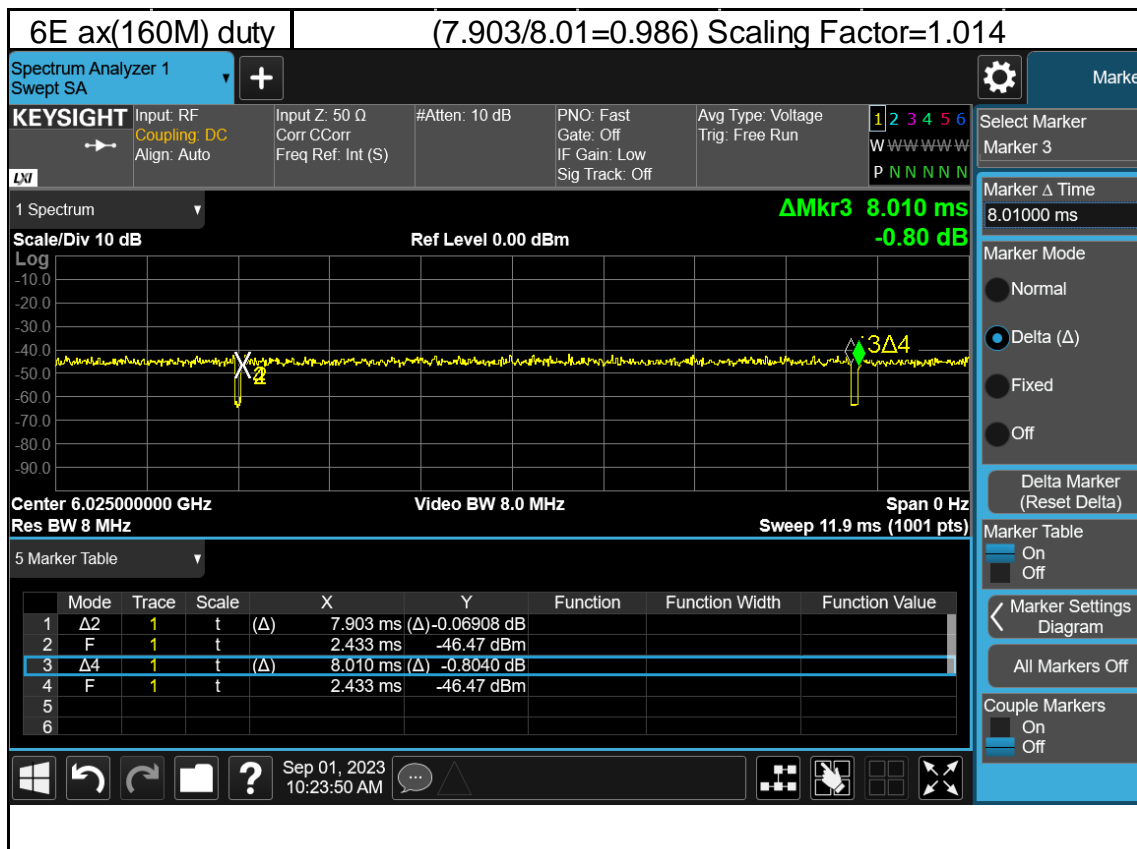
t (886-2) 2299-3279

f (886-2) 2298-0488

[www.sgs.com.tw](http://www.sgs.com.tw)

Member of SGS Group

## 7 DUTY CYCLE



Unless otherwise stated the results shown in this test report refer only to the sample(s) tested and such sample(s) are retained for 90 days only.

除非另有說明，此報告結果僅對測試之樣品負責，同時此樣品僅保留90天。本報告未經本公司書面許可，不可部份複製。

This document is issued by the Company subject to its General Conditions of Service printed overleaf, available on request or accessible at <http://www.sgs.com.tw/Terms-and-Conditions> and for electronic format documents, subject to Terms and Conditions for Electronic Documents at <http://www.sgs.com.tw/Terms-and-Conditions>. Attention is drawn to the limitation of liability, indemnification and jurisdiction issues defined therein. Any holder of this document is advised that information contained hereon reflects the Company's findings at the time of its intervention only and within the limits of Client's instructions, if any. The Company's sole responsibility is to its Client and this document does not exonerate parties to a transaction from exercising all their rights and obligations under the transaction documents. This document cannot be reproduced except in full, without prior written approval of the Company. Any unauthorized alteration, forgery or falsification of the content or appearance of this document is unlawful and offenders may be prosecuted to the fullest extent of the law.

## 8 SUMMARY OF RESULTS

### 8.1 Decision rules

Reported measurement data comply with Test Methodology in section 1.1.

Determining compliance shall be based on the results of the compliance measurement, not taking into account measurement instrumentation uncertainty.

### 8.2 Summary of SAR Results

Band	Antenna	Position	Distance (mm)	Channel	Freq. (MHz)	Max. Rated Avg. Power + Max. Tolerance (dBm)	Measured Avg. Power (dBm)	Duty cycle scaling	Power scaling	Averaged SAR over 1g (W/kg)		Estimated APD W/m <sup>2</sup> (4cm <sup>2</sup> )		ID
										Measured	Reported	Measured	Reported	
U-NII-5 6.2GHz802.11ax(160M)	Main(Ant2)	Back Surface	0	15	6025	8.50	8.41	1.01	102.09%	0.269	0.278	2.380	2.464	-
U-NII-5 6.2GHz802.11ax(160M)	Main(Ant2)	Back Surface	0	79	6345	8.50	8.22	1.01	106.66%	0.232	0.251	2.060	2.228	-
U-NII-5 6.2GHz802.11ax(160M)	Main(Ant2)	Top Edge	0	15	6025	8.50	8.41	1.01	102.09%	0.123	0.127	1.150	1.191	-
U-NII-5 6.2GHz802.11ax(160M)	Main(Ant2)	Top Edge	0	79	6345	8.50	8.22	1.01	106.66%	0.111	0.120	1.020	1.103	-
U-NII-5 6.2GHz802.11ax(160M)	Main(Ant2)	Bottom Edge	0	15	6025	8.50	8.41	1.01	102.09%	0.231	0.239	2.120	2.195	-
U-NII-5 6.2GHz802.11ax(160M)	Main(Ant2)	Bottom Edge	0	79	6345	8.50	8.22	1.01	106.66%	0.205	0.222	1.980	2.141	-
U-NII-5 6.2GHz802.11ax(160M)	Main(Ant2)	Left Edge	0	15	6025	8.50	8.41	1.01	102.09%	0.010	0.010	0.153	0.158	-
U-NII-5 6.2GHz802.11ax(160M)	Main(Ant2)	Left Edge	0	79	6345	8.50	8.22	1.01	106.66%	0.008	0.009	0.102	0.110	-
U-NII-5 6.2GHz802.11ax(160M)	Main(Ant2)	Right Edge	0	15	6025	8.50	8.41	1.01	102.09%	1.480	1.532	8.020	8.303	001
U-NII-5 6.2GHz802.11ax(160M)	Main(Ant2)	Right Edge	0	47	6185	8.50	8.18	1.01	107.65%	1.220	1.332	6.560	7.160	-
U-NII-5 6.2GHz802.11ax(160M)	Main(Ant2)	Right Edge	0	79	6345	8.50	8.22	1.01	106.66%	1.300	1.406	6.810	7.365	002
Repeat	Main(Ant2)	Right Edge	0	15	6025	8.50	8.28	1.01	105.20%	1.410	1.504	7.670	8.182	-
Repeat	Main(Ant2)	Right Edge	0	15	6025	8.50	8.28	1.01	105.20%	1.390	1.483	7.230	7.712	-
U-NII-5 6.2GHz802.11ac(80M)	Main(Ant2)	Back Surface	0	39	6145	8.50	8.20	1.01	107.15%	0.215	0.234	2.010	2.184	-
U-NII-5 6.2GHz802.11ac(80M)	Main(Ant2)	Top Edge	0	39	6145	8.50	8.20	1.01	107.15%	0.102	0.111	1.000	1.087	-
U-NII-5 6.2GHz802.11ac(80M)	Main(Ant2)	Bottom Edge	0	39	6145	8.50	8.20	1.01	107.15%	0.193	0.210	1.760	1.912	-
U-NII-5 6.2GHz802.11ac(80M)	Main(Ant2)	Left Edge	0	39	6145	8.50	8.20	1.01	107.15%	0.008	0.009	0.100	0.109	-
U-NII-5 6.2GHz802.11ac(80M)	Main(Ant2)	Right Edge	0	7	5985	8.50	7.86	1.01	115.88%	0.974	1.144	5.730	6.733	-
U-NII-5 6.2GHz802.11ac(80M)	Main(Ant2)	Right Edge	0	39	6145	8.50	8.20	1.01	107.15%	1.060	1.152	6.290	6.834	003
U-NII-5 6.2GHz802.11ac(80M)	Main(Ant2)	Right Edge	0	87	6385	8.50	7.84	1.01	116.41%	0.893	1.054	5.370	6.339	-
Repeat		Right Edge	0	39	6145	8.50	8.20	1.01	107.15%	1.040	1.130	6.130	6.660	-
Band	Antenna	Position	Distance (mm)	Channel	Freq. (MHz)	Max. Rated Avg. Power + Max. Tolerance (dBm)	Measured Avg. Power (dBm)	Duty cycle scaling	Power scaling	Averaged SAR over 1g (W/kg)		Estimated APD W/m <sup>2</sup> (4cm <sup>2</sup> )		ID
										Measured	Reported	Measured	Reported	
U-NII-6 6.5GHz802.11ax(160M)	Main(Ant2)	Back Surface	0	111	6505	8.50	8.27	1.01	105.44%	0.216	0.231	2.010	2.149	-
U-NII-6 6.5GHz802.11ax(160M)	Main(Ant2)	Top Edge	0	111	6505	8.50	8.27	1.01	105.44%	0.103	0.110	1.000	1.069	-
U-NII-6 6.5GHz802.11ax(160M)	Main(Ant2)	Bottom Edge	0	111	6505	8.50	8.27	1.01	105.44%	0.193	0.206	1.790	1.914	-
U-NII-6 6.5GHz802.11ax(160M)	Main(Ant2)	Left Edge	0	111	6505	8.50	8.27	1.01	105.44%	0.011	0.012	0.167	0.179	-
U-NII-6 6.5GHz802.11ax(160M)	Main(Ant2)	Right Edge	0	111	6505	8.50	8.27	1.01	105.44%	1.120	1.197	6.710	7.174	004
Repeat		Right Edge	0	111	6505	8.50	8.27	1.01	105.44%	1.080	1.155	6.530	6.982	-
Band	Antenna	Position	Distance (mm)	Channel	Freq. (MHz)	Max. Rated Avg. Power + Max. Tolerance (dBm)	Measured Avg. Power (dBm)	Duty cycle scaling	Power scaling	Averaged SAR over 1g (W/kg)		Estimated APD W/m <sup>2</sup> (4cm <sup>2</sup> )		ID
										Measured	Reported	Measured	Reported	
U-NII-7 6.7GHz802.11ax(160M)	Main(Ant2)	Back Surface	0	175	6825	8.50	8.31	1.01	104.47%	0.222	0.235	2.240	2.373	-
U-NII-7 6.7GHz802.11ax(160M)	Main(Ant2)	Top Edge	0	175	6825	8.50	8.31	1.01	104.47%	0.117	0.124	1.140	1.208	-
U-NII-7 6.7GHz802.11ax(160M)	Main(Ant2)	Bottom Edge	0	175	6825	8.50	8.31	1.01	104.47%	0.199	0.211	2.100	2.225	-
U-NII-7 6.7GHz802.11ax(160M)	Main(Ant2)	Left Edge	0	175	6825	8.50	8.31	1.01	104.47%	0.008	0.008	0.097	0.103	-
U-NII-7 6.7GHz802.11ax(160M)	Main(Ant2)	Right Edge	0	143	6665	8.50	7.94	1.01	113.76%	0.942	1.087	4.770	5.502	-
U-NII-7 6.7GHz802.11ax(160M)	Main(Ant2)	Right Edge	0	175	6825	8.50	8.31	1.01	104.47%	1.050	1.112	5.400	5.720	005
Repeat		Right Edge	0	175	6825	8.50	8.31	1.01	104.47%	1.030	1.091	5.310	5.625	-
Band	Antenna	Position	Distance (mm)	Channel	Freq. (MHz)	Max. Rated Avg. Power + Max. Tolerance (dBm)	Measured Avg. Power (dBm)	Duty cycle scaling	Power scaling	Averaged SAR over 1g (W/kg)		Estimated APD W/m <sup>2</sup> (4cm <sup>2</sup> )		ID
										Measured	Reported	Measured	Reported	
U-NII-8 7.0GHz802.11ax(160M)	Main(Ant2)	Back Surface	0	207	6985	10.00	9.78	1.01	105.20%	0.188	0.201	2.010	2.144	-
U-NII-8 7.0GHz802.11ax(160M)	Main(Ant2)	Top Edge	0	207	6985	10.00	9.78	1.01	105.20%	0.103	0.110	1.020	1.088	-
U-NII-8 7.0GHz802.11ax(160M)	Main(Ant2)	Bottom Edge	0	207	6985	10.00	9.78	1.01	105.20%	0.172	0.183	1.660	1.771	-
U-NII-8 7.0GHz802.11ax(160M)	Main(Ant2)	Left Edge	0	207	6985	10.00	9.78	1.01	105.20%	0.009	0.009	0.101	0.108	-
U-NII-8 7.0GHz802.11ax(160M)	Main(Ant2)	Right Edge	0	207	6985	10.00	9.78	1.01	105.20%	1.090	1.163	5.560	5.931	006
Repeat		Right Edge	0	207	6985	10.00	9.78	1.01	105.20%	1.050	1.120	5.170	5.515	-
Band	Antenna	Position	Distance (mm)	Channel	Freq. (MHz)	Max. Rated Avg. Power + Max. Tolerance (dBm)	Measured Avg. Power (dBm)	Duty cycle scaling	Power scaling	Averaged SAR over 1g (W/kg)		Estimated APD W/m <sup>2</sup> (4cm <sup>2</sup> )		ID
										Measured	Reported	Measured	Reported	
U-NII-5 6.2GHz802.11ax(160M)	Aux(Ant1)	Back Surface	0	15	6025	13.00	12.96	1.01	100.93%	0.559	0.572	4.980	5.096	-
U-NII-5 6.2GHz802.11ax(160M)	Aux(Ant1)	Back Surface	0	79	6345	13.00	12.99	1.01	100.23%	0.640	0.650	5.430	5.519	-
U-NII-5 6.2GHz802.11ax(160M)	Aux(Ant1)	Top Edge	0	15	6025	13.00	12.96	1.01	100.93%	0.001	0.001	0.001	0.001	-
U-NII-5 6.2GHz802.11ax(160M)	Aux(Ant1)	Top Edge	0	79	6345	13.00	12.99	1.01	100.23%	0.001	0.001	0.001	0.001	-
U-NII-5 6.2GHz802.11ax(160M)	Aux(Ant1)	Bottom Edge	0	15	6025	13.00	12.96	1.01	100.93%	0.012	0.012	0.064	0.065	-
U-NII-5 6.2GHz802.11ax(160M)	Aux(Ant1)	Bottom Edge	0	79	6345	13.00	12.99	1.01	100.23%	0.015	0.015	0.074	0.075	-
U-NII-5 6.2GHz802.11ax(160M)	Aux(Ant1)	Left Edge	0	15	6025	13.00	12.96	1.01	100.93%	1.120	1.146	7.350	7.522	007
U-NII-5 6.2GHz802.11ax(160M)	Aux(Ant1)	Left Edge	0	47	6185	13.00	12.95	1.01	101.16%	0.948	0.972	7.170	7.355	-
U-NII-5 6.2GHz802.11ax(160M)	Aux(Ant1)	Left Edge	0	79	6345	13.00	12.99	1.01	100.23%	0.963	0.979	7.260	7.379	008
U-NII-5 6.2GHz802.11ax(160M)	Aux(Ant1)	Right Edge	0	15	6025	13.00	12.96	1.01	100.93%	0.023	0.024	0.276	0.282	-
U-NII-5 6.2GHz802.11ax(160M)	Aux(Ant1)	Right Edge	0	79	6345	13.00	12.99	1.01	100.23%	0.022	0.022	0.260	0.264	-
Band	Antenna	Position	Distance (mm)	Channel	Freq. (MHz)	Max. Rated Avg. Power + Max. Tolerance (dBm)	Measured Avg. Power (dBm)	Duty cycle scaling	Power scaling	Averaged SAR over 1g (W/kg)		Estimated APD W/m <sup>2</sup> (4cm <sup>2</sup> )		ID
										Measured	Reported	Measured	Reported	
U-NII-6 6.5GHz802.11ax(160M)	Aux(Ant1)	Back Surface	0	111	6505	13.00	12.99	1.01	100.23%	0.594	0.604	5.080	5.163	-
U-NII-6 6.5GHz802.11ax(160M)	Aux(Ant1)	Top Edge	0	111	6505	13.00	12.99	1.01	100.23%	0.001	0.001	0.001	0.001	-
U-NII-6 6.5GHz802.11ax(160M)	Aux(Ant1)	Bottom Edge	0	111	6505	13.00	12.99	1.01	100.23%	0.015	0.015	0.077	0.078	-
U-NII-6 6.5GHz802.11ax(160M)	Aux(Ant1)	Left Edge	0	111	6505	13.00	12.99	1.01	100.23%	1.110	1.128	7.740	7.866	009
U-NII-6 6.5GHz802.11ax(160M)	Aux(Ant1)	Right Edge	0	111	6505	13.00	12.99	1.01	100.23%	0.019	0.019	0.192	0.195	-

Unless otherwise stated the results shown in this test report refer only to the sample(s) tested and such sample(s) are retained for 90 days only.

除非另有說明，此報告結果僅對測試之樣品負責，同時此樣品僅保留90天。本報告未經本公司書面許可，不可部份複製。

This document is issued by the Company subject to its General Conditions of Service printed overleaf, available on request or accessible at <http://www.sgs.com.tw/Terms-and-Conditions> and for electronic format documents, subject to Terms and Conditions for Electronic Documents at <http://www.sgs.com.tw/Terms-and-Conditions>. Attention is drawn to the limitation of liability, indemnification and jurisdiction issues defined therein. Any holder of this document is advised that information contained hereon reflects the Company's findings at the time of its intervention only and within the limits of Client's instructions, if any. The Company's sole responsibility is to its Client and this document does not exonerate parties to a transaction from exercising all their rights and obligations under the transaction documents. This document cannot be reproduced except in full, without prior written approval of the Company. Any unauthorized alteration, forgery or falsification of the content or appearance of this document is unlawful and offenders may be prosecuted to the fullest extent of the law.

Band	Antenna	Position	Distance (mm)	Channel	Freq. (MHz)	Max. Rated Avg. Power + Max. Tolerance (dBm)	Measured Avg. Power (dBm)	Duty cycle scaling	Power scaling	Averaged SAR over 1g (W/kg)		Estimated APD W/m <sup>2</sup> (4cm <sup>2</sup> )		ID
										Measured	Reported	Measured	Reported	
U-NII-7 6.7GHz802.11ax(160M)	Aux(Ant1)	Back Surface	0	143	6665	13.00	12.99	1.01	100.23%	0.525	0.534	4.710	4.787	-
U-NII-7 6.7GHz802.11ax(160M)	Aux(Ant1)	Top Edge	0	143	6665	13.00	12.99	1.01	100.23%	0.001	0.001	0.001	0.001	-
U-NII-7 6.7GHz802.11ax(160M)	Aux(Ant1)	Bottom Edge	0	143	6665	13.00	12.99	1.01	100.23%	0.014	0.014	0.071	0.072	-
U-NII-7 6.7GHz802.11ax(160M)	Aux(Ant1)	Left Edge	0	143	6665	13.00	12.99	1.01	100.23%	1.000	1.016	7.150	7.267	010
U-NII-7 6.7GHz802.11ax(160M)	Aux(Ant1)	Right Edge	0	143	6665	13.00	12.99	1.01	100.23%	0.021	0.021	0.228	0.232	-
Band	Antenna	Position	Distance (mm)	Channel	Freq. (MHz)	Max. Rated Avg. Power + Max. Tolerance (dBm)	Measured Avg. Power (dBm)	Duty cycle scaling	Power scaling	Averaged SAR over 1g (W/kg)		Estimated APD W/m <sup>2</sup> (4cm <sup>2</sup> )		ID
										Measured	Reported	Measured	Reported	
U-NII-8 7.0GHz802.11ax(160M)	Aux(Ant1)	Back Surface	0	207	6985	13.00	12.97	1.01	100.69%	0.312	0.319	2.870	2.930	-
U-NII-8 7.0GHz802.11ax(160M)	Aux(Ant1)	Top Edge	0	207	6985	13.00	12.97	1.01	100.69%	0.001	0.001	0.001	0.001	-
U-NII-8 7.0GHz802.11ax(160M)	Aux(Ant1)	Bottom Edge	0	207	6985	13.00	12.97	1.01	100.69%	0.009	0.010	0.056	0.057	-
U-NII-8 7.0GHz802.11ax(160M)	Aux(Ant1)	Left Edge	0	207	6985	13.00	12.97	1.01	100.69%	0.578	0.590	4.110	4.196	011
U-NII-8 7.0GHz802.11ax(160M)	Aux(Ant1)	Right Edge	0	207	6985	13.00	12.97	1.01	100.69%	0.014	0.014	0.123	0.126	-

**Note:**

Reported SAR = measured SAR \* Power scaling \* Duty cycle scaling

Reported APD = measured APD \* Power scaling \* Duty cycle scaling

**8.3 Summary of PD Results**

Band	Antenna	Position	Distance (mm)	Channel	Freq. (MHz)	Max. Rated Avg. Power + Max. Tolerance (dBm)	Measured Avg. Power (dBm)	Tune-up Scaling	Duty cycle scaling	Measurement uncertainty	PD result(4cm)				ID
											Measured Total psPD (W/m <sup>2</sup> )	Reported Total psPD (W/m <sup>2</sup> )	Measured Normal psPD (W/m <sup>2</sup> )	Reported Normal psPD (W/m <sup>2</sup> )	
WLAN 6E 802.11ax(160M) U-NII-5	Main(Ant2)	Right Edge	2	15	6025	8.50	8.41	102.09%	1.01	1.55	3.710	5.953	3.370	5.408	012
	Main(Ant2)	Right Edge	2	79	6345	8.50	8.22	106.66%	1.01	1.55	3.110	5.214	2.940	4.929	013
WLAN 6E 802.11ax(160M) U-NII-6	Main(Ant2)	Right Edge	2	111	6505	8.50	8.27	105.44%	1.01	1.55	3.310	5.485	2.930	4.856	014
WLAN 6E 802.11ax(160M) U-NII-7	Main(Ant2)	Right Edge	2	175	6825	8.50	8.31	104.47%	1.01	1.55	2.820	4.630	2.610	4.286	015
WLAN 6E 802.11ax(160M) U-NII-8	Main(Ant2)	Right Edge	2	207	6985	10.00	9.78	105.20%	1.01	1.55	3.220	5.324	2.960	4.894	016
Band	Antenna	Position	Distance (mm)	Channel	Freq. (MHz)	Max. Rated Avg. Power + Max. Tolerance (dBm)	Measured Avg. Power (dBm)	Tune-up Scaling	Duty cycle scaling	Measurement uncertainty	PD result(4cm)				ID
											Measured Total psPD (W/m <sup>2</sup> )	Reported Total psPD (W/m <sup>2</sup> )	Measured Normal psPD (W/m <sup>2</sup> )	Reported Normal psPD (W/m <sup>2</sup> )	
WLAN 6E 802.11ax(160M) U-NII-5	Aux(Ant1)	Left Edge	2	15	6025	13.00	12.96	100.93%	1.01	1.55	5.660	8.978	4.960	7.868	017
	Aux(Ant1)	Left Edge	2	79	6345	13.00	12.99	100.23%	1.01	1.55	4.730	7.451	4.150	6.538	018
WLAN 6E 802.11ax(160M) U-NII-6	Aux(Ant1)	Left Edge	2	111	6505	13.00	12.99	100.23%	1.01	1.55	5.710	8.995	5.200	8.192	019
WLAN 6E 802.11ax(160M) U-NII-7	Aux(Ant1)	Left Edge	2	143	6665	13.00	12.99	100.23%	1.01	1.55	4.420	6.963	3.740	5.892	020
WLAN 6E 802.11ax(160M) U-NII-8	Aux(Ant1)	Left Edge	2	207	6985	13.00	12.97	100.69%	1.01	1.55	2.850	4.510	2.340	3.703	021

**Note:**

Reported PD = measured PD \* Power scaling \* Duty cycle scaling \* Uncertainty scaling

**8.4 Reporting statements of conformity**

The conformity statement in this report is based solely on the test results, measurement uncertainty is excluded.

**8.5 Conclusion**

The device is compliant because all the standalone results are less than their corresponding criteria.

Unless otherwise stated the results shown in this test report refer only to the sample(s) tested and such sample(s) are retained for 90 days only.

除非另有說明，此報告結果僅對測試之樣品負責，同時此樣品僅保留90天。本報告未經本公司書面許可，不可部份複製。

This document is issued by the Company subject to its General Conditions of Service printed overleaf, available on request or accessible at <http://www.sgs.com.tw/Terms-and-Conditions> and for electronic format documents, subject to Terms and Conditions for Electronic Documents at <http://www.sgs.com.tw/Terms-and-Conditions>. Attention is drawn to the limitation of liability, indemnification and jurisdiction issues defined therein. Any holder of this document is advised that information contained hereon reflects the Company's findings at the time of its intervention only and within the limits of Client's instructions, if any. The Company's sole responsibility is to its Client and this document does not exonerate parties to a transaction from exercising all their rights and obligations under the transaction documents. This document cannot be reproduced except in full, without prior written approval of the Company. Any unauthorized alteration, forgery or falsification of the content or appearance of this document is unlawful and offenders may be prosecuted to the fullest extent of the law.

SGS Taiwan Ltd.

No.134,Wu Kung Road, New Taipei Industrial Park, Wuku District, New Taipei City, Taiwan/新北市五股區新北產業園區五工路 134 號

台灣檢驗科技股份有限公司

t (886-2) 2299-3279

f (886-2) 2298-0488

www.sgs.com.tw

Member of SGS Group



## 9 INSTRUMENTS LIST

Equipment List					
Manufacturer	Device	Type	Serial number	Date of last calibration	Date of next calibration
SPEAG	Data acquisition Electronics	DAE4	856	Apr/26/2023	Apr/25/2024
SPEAG	Dosimetric E-Field Probe	EX3DV4	7712	Apr/14/2023	Apr/13/2024
SPEAG	E-field Probe for Near Field Application	EUmmWV3	9399	Jan/23/2023	Jan/22/2024
SPEAG	System Validation Dipole	D6.5GHzV2	1006	Aug/16/2023	Aug/15/2024
SPEAG	System Validation Dipole	D7GHzV2	1007	Aug/16/2023	Aug/15/2024
SPEAG	5G Verification Source 10GHz	5G-Veri10	1021	Jan/19/2023	Jan/18/2024
R&S	MXG Analog Signal Generator	SMB100A03	182012	May/23/2023	May/22/2024
Agilent	Dual-directional coupler	772D	MY52180142	Oct/19/2022	Oct/18/2023
Agilent	Dual-directional coupler	778D	MY52180302	Oct/19/2022	Oct/18/2023
EMCI	Amplifier	ZHL-42	980189	Calibration not required	Calibration not required
EMCI	Amplifier	ZVE-8G	980190	Calibration not required	Calibration not required
R&S	Power Sensor	NRP18S	101973	Feb/06/2023	Feb/05/2024
R&S	Power Meter	NRX	102191	Feb/06/2023	Feb/05/2024
R&S	Power Sensor	NRP18S	101974	Oct/18/2022	Oct/17/2023
SPEAG	Dielectric Assessment Kit	DAK-3.5	1342	May/23/2023	May/22/2024
Agilent	Network Analyzer	E5071C	MY46107530	Jun/01/2023	May/31/2024
Keysight	Economy calibration kit	85032E	MY61410221	Mar/30/2023	Mar/29/2024
SPEAG	Software	DASY 6 V16.0.0.116	N/A	Calibration not required	Calibration not required
SPEAG	Software	DASY 6 mmWave V2.4.2.62	N/A	Calibration not required	Calibration not required
SPEAG	Phantom	ELI	N/A	Calibration not required	Calibration not required
SPEAG	Phantom	mmWave Phantom	N/A	Calibration not required	Calibration not required
LKM	Digital thermometer	DTM3000	EC14010603	Sep/27/2022	Sep/26/2023
TECPEL	Digital thermometer	DTM-303A	TP130077	Sep/29/2022	Sep/28/2023

Unless otherwise stated the results shown in this test report refer only to the sample(s) tested and such sample(s) are retained for 90 days only.

除非另有說明，此報告結果僅對測試之樣品負責，同時此樣品僅保留90天。本報告未經本公司書面許可，不可部份複製。

This document is issued by the Company subject to its General Conditions of Service printed overleaf, available on request or accessible at <http://www.sgs.com.tw/Terms-and-Conditions> and for electronic format documents, subject to Terms and Conditions for Electronic Documents at <http://www.sgs.com.tw/Terms-and-Conditions>. Attention is drawn to the limitation of liability, indemnification and jurisdiction issues defined therein. Any holder of this document is advised that information contained hereon reflects the Company's findings at the time of its intervention only and within the limits of Client's instructions, if any. The Company's sole responsibility is to its Client and this document does not exonerate parties to a transaction from exercising all their rights and obligations under the transaction documents. This document cannot be reproduced except in full, without prior written approval of the Company. Any unauthorized alteration, forgery or falsification of the content or appearance of this document is unlawful and offenders may be prosecuted to the fullest extent of the law.

SGS Taiwan Ltd.

No.134,Wu Kung Road, New Taipei Industrial Park, Wuku District, New Taipei City, Taiwan/新北市五股區新北產業園區五工路 134 號

台灣檢驗科技股份有限公司

t (886-2) 2299-3279

f (886-2) 2298-0488

[www.sgs.com.tw](http://www.sgs.com.tw)

Member of SGS Group

# 10 UNCERTAINTY BUDGET

Measurement Uncertainty evaluation template for DUT SAR test (3-6G)

A	c	D	e		f	g	h=c * f / e	i=c * g / e	k
Source of Uncertainty	Tolerance/ Uncertainty	Probability Distributio	Div	Div Value	ci (1g)	ci (10g)	Standard uncertainty	Standard uncertainty	vi, or Veff
<b>Measurement system</b>									
Probe calibration	6.55%	N	1	1	1	1	6.55%	6.55%	∞
<i>Isotropy, Axial</i>	3.50%	R	√3	1.732	1	1	2.02%	2.02%	∞
<i>Isotropy, Hemispherical</i>	9.60%	R	√3	1.732	1	1	5.54%	5.54%	∞
Modulation Response	2.40%	R	√3	1.732	1	1	1.40%	1.40%	∞
Boundary Effect	1.00%	R	√3	1.732	1	1	0.58%	0.58%	∞
Linearity	4.70%	R	√3	1.732	1	1	2.71%	2.71%	∞
Detection Limits	1.00%	R	√3	1.732	1	1	0.58%	0.58%	∞
Readout Electronics	0.30%	N	1	1	1	1	0.30%	0.30%	∞
Response time	0.80%	R	√3	1.732	1	1	0.46%	0.46%	∞
Integration Time	2.60%	R	√3	1.732	1	1	1.50%	1.50%	∞
<b>Measurement drift (class A evaluation)</b>	1.75%	R	√3	1.732	1	1	1.01%	1.01%	∞
RF ambient condition - noise	3.00%	R	√3	1.732	1	1	1.73%	1.73%	∞
RF ambient conditions - reflections	3.00%	R	√3	1.732	1	1	1.73%	1.73%	∞
Probe positioner Mechanical restrictions	0.40%	R	√3	1.732	1	1	0.23%	0.23%	∞
Probe Positioning with respect to phantom shell	2.90%	R	√3	1.732	1	1	1.67%	1.67%	∞
Post-processing	1.00%	R	√3	1.732	1	1	0.58%	0.58%	∞
Max SAR Eval	1.00%	R	√3	1.732	1	1	0.58%	0.58%	∞
<b>Test Sample related</b>									
Test sample positioning	2.90%	N	1	1	1	1	2.90%	2.90%	M-1
Device Holder Uncertainty	3.60%	N	1	1	1	1	3.60%	3.60%	M-1
Drift of output power	5.00%	R	√3	1.732	1	1	2.89%	2.89%	∞
<b>Phantom and Setup</b>				3.22%					
Phantom Uncertainty	4.00%	R	√3	1.732	1	1	2.31%	2.31%	∞
Liquid permittivity (mea.)	2.86%	N	1	1	0.64	0.43	1.83%	1.23%	M
Liquid Conductivity (mea.)	3.22%	N	1	1	0.6	0.49	1.93%	1.58%	M
Combined standard uncertainty		RSS					12.01%	11.88%	
Expant uncertainty (95% confidence interval), K=2							24.03%	23.75%	

Unless otherwise stated the results shown in this test report refer only to the sample(s) tested and such sample(s) are retained for 90 days only.

除非另有說明，此報告結果僅對測試之樣品負責，同時此樣品僅保留90天。本報告未經本公司書面許可，不可部份複製。

This document is issued by the Company subject to its General Conditions of Service printed overleaf, available on request or accessible at <http://www.sgs.com.tw/Terms-and-Conditions> and for electronic format documents, subject to Terms and Conditions for Electronic Documents at <http://www.sgs.com.tw/Terms-and-Conditions>. Attention is drawn to the limitation of liability, indemnification and jurisdiction issues defined therein. Any holder of this document is advised that information contained hereon reflects the Company's findings at the time of its intervention only and within the limits of Client's instructions, if any. The Company's sole responsibility is to its Client and this document does not exonerate parties to a transaction from exercising all their rights and obligations under the transaction documents. This document cannot be reproduced except in full, without prior written approval of the Company. Any unauthorized alteration, forgery or falsification of the content or appearance of this document is unlawful and offenders may be prosecuted to the fullest extent of the law.

SGS Taiwan Ltd.

No.134,Wu Kung Road, New Taipei Industrial Park, Wuku District, New Taipei City, Taiwan/新北市五股區新北產業園區五工路 134 號

台灣檢驗科技股份有限公司

t (886-2) 2299-3279

f (886-2) 2298-0488

www.sgs.com.tw

Member of SGS Group

**DASY6 Uncertainty Budget**  
**According to IEC/IEEE 62209-1528**  
**(Frequency band: 6GHz - 10GHz range)**

a	b	c	d		e	e	f=b * e / d	f=b * e / d
Source of Uncertainty	Uncertainty Value (±%)	Probability Distribution	Div.	Div. Value	(ci) 1g	(ci) 10g	Std. uncertainty (1g) (±%)	Std. uncertainty (10g) (±%)
<b>Measurement system errors</b>								
Probe calibration	18.6	N	2	2	1	1	9.3	9.3
Probe Calibration Drift	1.7	R	√3	1.732	1	1	1.0	1.0
Probe Linearity	4.7	R	√3	1.732	1	1	2.7	2.7
Broadband Signal	2.8	R	√3	1.732	1	1	1.6	1.6
Probe Isotropy	7.6	R	√3	1.732	1	1	4.4	4.4
Data Acquisition	0.3	N	1	1	1	1	0.3	0.3
RF Ambient	1.8	N	1	1	1	1	1.8	1.8
Probe positioning	0.2	N	1	1	0.67	0.67	0.1	0.1
Data Processing	3.5	N	1	1	1	1	3.5	3.5
<b>Phantom and device errors</b>								
Conductivity (meas.)DAK	2.5	N	1	1	0.78	0.71	2.0	1.8
Conductivity (temp.)BB	2.4	R	√3	1.732	0.78	0.71	1.1	1.0
Phantom Permittivity	14.0	R	√3	1.732	0.5	0.5	4.0	4.0
Distance DUT - TSL	2.0	N	1	1	2	2	4.0	4.0
Device Positioning (±0.5mm)	1.0	N	1	1	1	1	1.0	1.0
Device Holder	3.6	N	1	1	1	1	3.6	3.6
DUT Modulationm	2.4	R	√3	1.732	1	1	1.4	1.4
Time-average SAR	0.0	R	√3	1.732	1	1	0.0	0.0
DUT drift	2.5	N	1	1	1	1	2.5	2.5
Val Antenna Unc.	0.0	N	1	1	1	1	0.0	0.0
Unc. Input Power	0.0	N	1	1	1	1	0.0	0.0
<b>Correction to the SAR results</b>								
Deviation to Target	1.90	N	1	1	1	0.84	1.9	1.6
SAR scaling		R	√3	1.732	1	1	0.0	0.0
Combined Std. uncertainty							14.0	13.9
Expanded Std. uncertainty (95% confidence interval), K=2							28.0	27.8

Unless otherwise stated the results shown in this test report refer only to the sample(s) tested and such sample(s) are retained for 90 days only.

除非另有說明，此報告結果僅對測試之樣品負責，同時此樣品僅保留90天。本報告未經本公司書面許可，不可部份複製。

This document is issued by the Company subject to its General Conditions of Service printed overleaf, available on request or accessible at <http://www.sgs.com.tw/Terms-and-Conditions> and for electronic format documents, subject to Terms and Conditions for Electronic Documents at <http://www.sgs.com.tw/Terms-and-Conditions>. Attention is drawn to the limitation of liability, indemnification and jurisdiction issues defined therein. Any holder of this document is advised that information contained hereon reflects the Company's findings at the time of its intervention only and within the limits of Client's instructions, if any. The Company's sole responsibility is to its Client and this document does not exonerate parties to a transaction from exercising all their rights and obligations under the transaction documents. This document cannot be reproduced except in full, without prior written approval of the Company. Any unauthorized alteration, forgery or falsification of the content or appearance of this document is unlawful and offenders may be prosecuted to the fullest extent of the law.

SGS Taiwan Ltd.

No.134,Wu Kung Road, New Taipei Industrial Park, Wuku District, New Taipei City, Taiwan/新北市五股區新北產業園區五工路 134 號

台灣檢驗科技股份有限公司

t (886-2) 2299-3279

f (886-2) 2298-0488

[www.sgs.com.tw](http://www.sgs.com.tw)

Member of SGS Group

**cDASY6 Module mmWave Uncertainty Budget for PD  
Evaluation Distances to the Antennas  $\geq \lambda/5$   
In Compliance with IEC/IEEE 63195**

a	b	c	d		e	f=b * e / d	g
Source of Uncertainty	Uncertainty Value (+dB)	Probability Distribution	Div.	Div. Value	ci	Std. uncertainty (+dB)	(vi) Veff
<b>Uncertainty terms dependent on the measurement system</b>							
Probe calibration	0.49	N	1	1	1	0.49	$\infty$
Probe correction	0.00	R	$\sqrt{3}$	1.732	1	0.00	$\infty$
Frequency response ( $BW \leq 1\text{GHz}$ )	0.20	R	$\sqrt{3}$	1.732	1	0.12	$\infty$
Sensor cross coupling	0.00	R	$\sqrt{3}$	1.732	1	0.00	$\infty$
Isotropy	0.50	R	$\sqrt{3}$	1.732	1	0.29	$\infty$
Linearity	0.20	R	$\sqrt{3}$	1.732	1	0.12	$\infty$
Probe scattering	0.00	R	$\sqrt{3}$	1.732	1	0.00	$\infty$
Probe positioning offset	0.30	R	$\sqrt{3}$	1.732	1	0.17	$\infty$
Probe positioning repeatability	0.04	R	$\sqrt{3}$	1.732	1	0.02	$\infty$
Sensor mechanical offset	0.00	R	$\sqrt{3}$	1.732	1	0.00	$\infty$
Probe spatial resolution	0.00	R	$\sqrt{3}$	1.732	1	0.00	$\infty$
Field impedance dependence	0.00	R	$\sqrt{3}$	1.732	1	0.00	$\infty$
Amplitude and phase drift	0.00	R	$\sqrt{3}$	1.732	1	0.00	$\infty$
Amplitude and phase noise	0.04	R	$\sqrt{3}$	1.732	1	0.02	$\infty$
Measurement area truncation	0.00	R	$\sqrt{3}$	1.732	1	0.00	$\infty$
Data acquisition	0.03	N	1	1	1	0.03	$\infty$
Sampling	0.00	R	$\sqrt{3}$	1	1	0.00	$\infty$
Field reconstruction	2.00	R	$\sqrt{3}$	1.732	1	1.15	$\infty$
Forward transformation	0.00	R	$\sqrt{3}$	1.732	1	0.00	$\infty$
Power density scaling	-	R	$\sqrt{3}$	1.732	1	-	$\infty$
Spatial averaging	0.10	R	$\sqrt{3}$	1.732	1	0.06	$\infty$
System detection limit	0.04	R	$\sqrt{3}$	1.732	1	0.02	$\infty$
<b>Uncertainty terms dependent on the DUT and environmental factors</b>							
Probe coupling with DUT	0.00	R	$\sqrt{3}$	1.732	1	0.00	$\infty$
Modulation response	0.40	R	$\sqrt{3}$	1.732	1	0.23	$\infty$
Integration time	0.00	R	$\sqrt{3}$	1.732	1	0.00	$\infty$
Response time	0.00	R	$\sqrt{3}$	1.732	1	0.00	$\infty$
Device holder influence	0.10	R	$\sqrt{3}$	1.732	1	0.06	$\infty$
DUT alignment	0.00	R	$\sqrt{3}$	1.732	1	0.00	$\infty$
RF ambient conditions	0.04	R	$\sqrt{3}$	1.732	1	0.02	$\infty$
Ambient reflections	0.04	R	$\sqrt{3}$	1.732	1	0.02	$\infty$
Immunity / secondary reception	0.00	R	$\sqrt{3}$	1.732	1	0.00	$\infty$
Drift of the DUT	-	R	$\sqrt{3}$	1.732	1	-	$\infty$
Combined Std. uncertainty						1.33	
Expanded Std. uncertainty (95% confidence interval), K=2						2.67	

Unless otherwise stated the results shown in this test report refer only to the sample(s) tested and such sample(s) are retained for 90 days only.

除非另有說明，此報告結果僅對測試之樣品負責，同時此樣品僅保留90天。本報告未經本公司書面許可，不可部份複製。

This document is issued by the Company subject to its General Conditions of Service printed overleaf, available on request or accessible at <http://www.sgs.com.tw/Terms-and-Conditions> and for electronic format documents, subject to Terms and Conditions for Electronic Documents at <http://www.sgs.com.tw/Terms-and-Conditions>. Attention is drawn to the limitation of liability, indemnification and jurisdiction issues defined therein. Any holder of this document is advised that information contained hereon reflects the Company's findings at the time of its intervention only and within the limits of Client's instructions, if any. The Company's sole responsibility is to its Client and this document does not exonerate parties to a transaction from exercising all their rights and obligations under the transaction documents. This document cannot be reproduced except in full, without prior written approval of the Company. Any unauthorized alteration, forgery or falsification of the content or appearance of this document is unlawful and offenders may be prosecuted to the fullest extent of the law.

## 11 SAR MEASUREMENT RESULTS

ID: 001

Report No. :TESA2308000488ES

Measurement Report for Device, Right Edge, U-NII-5,

IEEE 802.11ax (160MHz, MCS0, 99pc duty cycle), Channel 15 (6025.0 MHz)\_0mm\_Main

Ambient temperature: 22.3; Liquid temperature: 22.4

### Exposure Conditions

Phantom Section, TSL	Position, Test Distance [mm]	Conversion Factor	TSL Conductivity [S/m]	TSL Permittivity
Flat, HSL	Right Edge, 0.00	5.7	5.682	36.041

### Hardware Setup

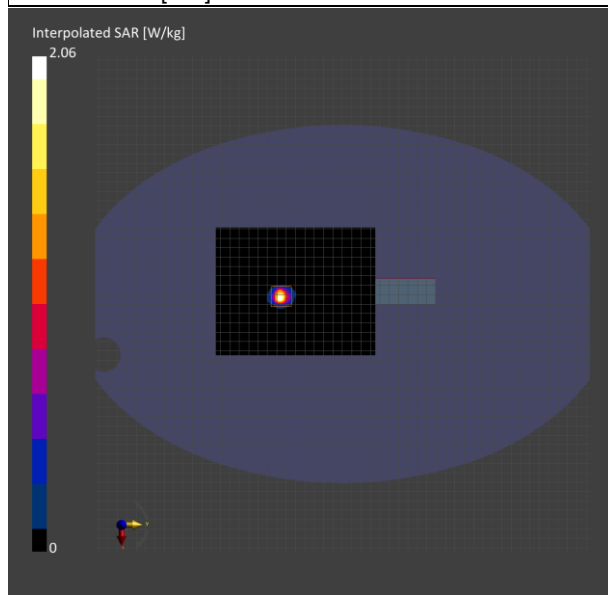
Phantom	Probe, Calibration Date	DAE, Calibration Date
ELI V5.0 (20deg probe tilt) - 1141	EX3DV4 - SN7712, 2023-04-14	DAE4 Sn856, 2023-04-26

### Scans Setup

	Area Scan	Zoom Scan
Grid Extents [mm]	136.0 x 170.0	22.0 x 22.0 x 22.0
Grid Steps [mm]	8.5 x 8.5	3.4 x 3.4 x 1.4
Sensor Surface [mm]	3.0	1.4

### Measurement Results

	Area Scan	Zoom Scan
Date	2023-08-31	2023-08-31
psSAR1g [W/kg]	1.31	1.48
psSAR8g [W/kg]	0.382	0.419
psSAR10g [W/kg]	0.321	0.348
psPDab (4.0cm2, sq) [W/m2]		8.02
Power Drift [dB]	-0.11	-0.02
M2/M1 [%]		61.5
Dist 3dB Peak [mm]		5.4



Unless otherwise stated the results shown in this test report refer only to the sample(s) tested and such sample(s) are retained for 90 days only.

除非另有說明，此報告結果僅對測試之樣品負責，同時此樣品僅保留90天。本報告未經本公司書面許可，不可部份複製。

This document is issued by the Company subject to its General Conditions of Service printed overleaf, available on request or accessible at <http://www.sgs.com.tw/Terms-and-Conditions>, and for electronic format documents, subject to Terms and Conditions for Electronic Documents at <http://www.sgs.com.tw/Terms-and-Conditions>. Attention is drawn to the limitation of liability, indemnification and jurisdiction issues defined therein. Any holder of this document is advised that information contained hereon reflects the Company's findings at the time of its intervention only and within the limits of Client's instructions, if any. The Company's sole responsibility is to its Client and this document does not exonerate parties to a transaction from exercising all their rights and obligations under the transaction documents. This document cannot be reproduced except in full, without prior written approval of the Company. Any unauthorized alteration, forgery or falsification of the content or appearance of this document is unlawful and offenders may be prosecuted to the fullest extent of the law.

SGS Taiwan Ltd.

No.134,Wu Kung Road, New Taipei Industrial Park, Wuku District, New Taipei City, Taiwan/新北市五股區新北產業園區五工路 134 號

台灣檢驗科技股份有限公司

t (886-2) 2299-3279

f (886-2) 2298-0488

www.sgs.com.tw

Member of SGS Group

ID: 002

Report No. :TESA2308000488ES

Measurement Report for Device, Right Edge, U-NII-5,

IEEE 802.11ax (160MHz, MCS0, 99pc duty cycle), Channel 79 (6345.0 MHz)\_0mm\_Main

Ambient temperature: 22.3; Liquid temperature: 22.4

**Exposure Conditions**

Phantom Section, TSL	Position, Test Distance [mm]	Conversion Factor	TSL Conductivity [S/m]	TSL Permittivity
Flat, HSL	Right Edge, 0.00	5.7	6.026	35.657

**Hardware Setup**

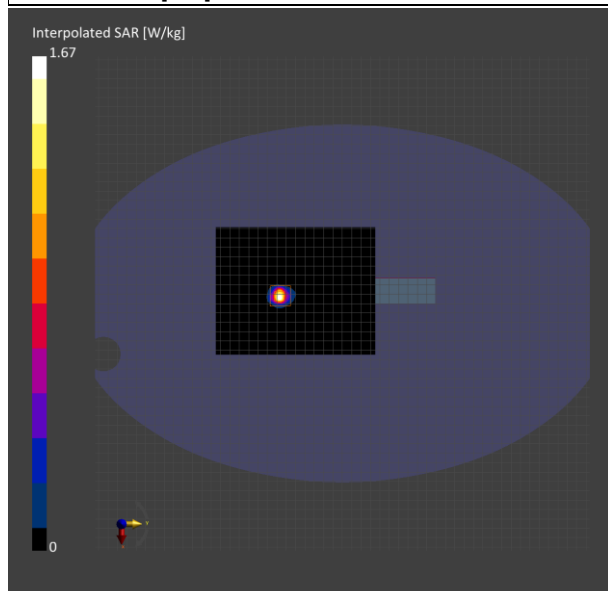
Phantom	Probe, Calibration Date	DAE, Calibration Date
ELI V5.0 (20deg probe tilt) - 1141	EX3DV4 - SN7712, 2023-04-14	DAE4 Sn856, 2023-04-26

**Scans Setup**

	Area Scan	Zoom Scan
Grid Extents [mm]	136.0 x 170.0	22.0 x 22.0 x 22.0
Grid Steps [mm]	8.5 x 8.5	3.4 x 3.4 x 1.4
Sensor Surface [mm]	3.0	1.4

**Measurement Results**

	Area Scan	Zoom Scan
Date	2023-08-31	2023-08-31
psSAR1g [W/kg]	1.09	1.30
psSAR8g [W/kg]	0.313	0.341
psSAR10g [W/kg]	0.263	0.283
psPDab (4.0cm2, sq) [W/m2]		6.81
Power Drift [dB]	0.13	-0.11
M2/M1 [%]		59.4
Dist 3dB Peak [mm]		5.4



Unless otherwise stated the results shown in this test report refer only to the sample(s) tested and such sample(s) are retained for 90 days only.

除非另有說明，此報告結果僅對測試之樣品負責，同時此樣品僅保留90天。本報告未經本公司書面許可，不可部份複製。

This document is issued by the Company subject to its General Conditions of Service printed overleaf, available on request or accessible at <http://www.sgs.com.tw/Terms-and-Conditions> and for electronic format documents, subject to Terms and Conditions for Electronic Documents at <http://www.sgs.com.tw/Terms-and-Conditions>. Attention is drawn to the limitation of liability, indemnification and jurisdiction issues defined therein. Any holder of this document is advised that information contained hereon reflects the Company's findings at the time of its intervention only and within the limits of Client's instructions, if any. The Company's sole responsibility is to its Client and this document does not exonerate parties to a transaction from exercising all their rights and obligations under the transaction documents. This document cannot be reproduced except in full, without prior written approval of the Company. Any unauthorized alteration, forgery or falsification of the content or appearance of this document is unlawful and offenders may be prosecuted to the fullest extent of the law.

SGS Taiwan Ltd.

No.134,Wu Kung Road, New Taipei Industrial Park, Wuku District, New Taipei City, Taiwan/新北市五股區新北產業園區五工路 134 號

台灣檢驗科技股份有限公司

t (886-2) 2299-3279

f (886-2) 2298-0488

www.sgs.com.tw

Member of SGS Group

ID: 003

Report No. :TESA2308000488ES

Measurement Report for Device, Right Edge, U-NII-5,

IEEE 802.11ac (80MHz, MCS0, 99pc duty cycle), Channel 39 (6145.0 MHz)\_0mm\_Main

Ambient temperature: 22.3; Liquid temperature: 22.4

**Exposure Conditions**

Phantom Section, TSL	Position, Test Distance [mm]	Conversion Factor	TSL Conductivity [S/m]	TSL Permittivity
Flat, HSL	Right Edge, 5.00	5.7	5.811	35.897

**Hardware Setup**

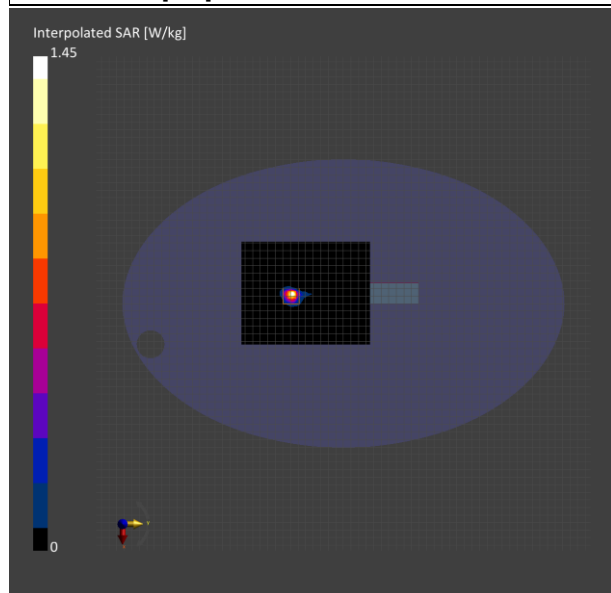
Phantom	Probe, Calibration Date	DAE, Calibration Date
ELI V5.0 (20deg probe tilt) - 1141	EX3DV4 - SN7712, 2023-04-14	DAE4 Sn856, 2023-04-26

**Scans Setup**

	Area Scan	Zoom Scan
Grid Extents [mm]	136.0 x 170.0	22.0 x 22.0 x 22.0
Grid Steps [mm]	8.5 x 8.5	3.4 x 3.4 x 1.4
Sensor Surface [mm]	3.0	1.4

**Measurement Results**

	Area Scan	Zoom Scan
Date	2023-08-31	2023-08-31
psSAR1g [W/kg]	1.01	1.06
psSAR8g [W/kg]	0.308	0.341
psSAR10g [W/kg]	0.260	0.283
psPDab (4.0cm2, sq) [W/m2]		6.29
Power Drift [dB]	0.13	-0.11
M2/M1 [%]		59.4
Dist 3dB Peak [mm]		5.4



Unless otherwise stated the results shown in this test report refer only to the sample(s) tested and such sample(s) are retained for 90 days only.

除非另有說明，此報告結果僅對測試之樣品負責，同時此樣品僅保留90天。本報告未經本公司書面許可，不可部份複製。

This document is issued by the Company subject to its General Conditions of Service printed overleaf, available on request or accessible at <http://www.sgs.com.tw/Terms-and-Conditions>, and for electronic format documents, subject to Terms and Conditions for Electronic Documents at <http://www.sgs.com.tw/Terms-and-Conditions>. Attention is drawn to the limitation of liability, indemnification and jurisdiction issues defined therein. Any holder of this document is advised that information contained hereon reflects the Company's findings at the time of its intervention only and within the limits of Client's instructions, if any. The Company's sole responsibility is to its Client and this document does not exonerate parties to a transaction from exercising all their rights and obligations under the transaction documents. This document cannot be reproduced except in full, without prior written approval of the Company. Any unauthorized alteration, forgery or falsification of the content or appearance of this document is unlawful and offenders may be prosecuted to the fullest extent of the law.

SGS Taiwan Ltd.

No.134,Wu Kung Road, New Taipei Industrial Park, Wuku District, New Taipei City, Taiwan/新北市五股區新北產業園區五工路 134 號

台灣檢驗科技股份有限公司

t (886-2) 2299-3279

f (886-2) 2298-0488

[www.sgs.com.tw](http://www.sgs.com.tw)

Member of SGS Group

ID: 004

Report No. :TESA2308000488ES

Measurement Report for Device, Right Edge, U-NII-6,

IEEE 802.11ax (160MHz, MCS0, 99pc duty cycle), Channel 111 (6505.0 MHz)\_0mm\_Main

Ambient temperature: 22.3; Liquid temperature: 22.4

**Exposure Conditions**

Phantom Section, TSL	Position, Test Distance [mm]	Conversion Factor	TSL Conductivity [S/m]	TSL Permittivity
Flat, HSL	Right Edge, 0.00	5.7	6.199	35.465

**Hardware Setup**

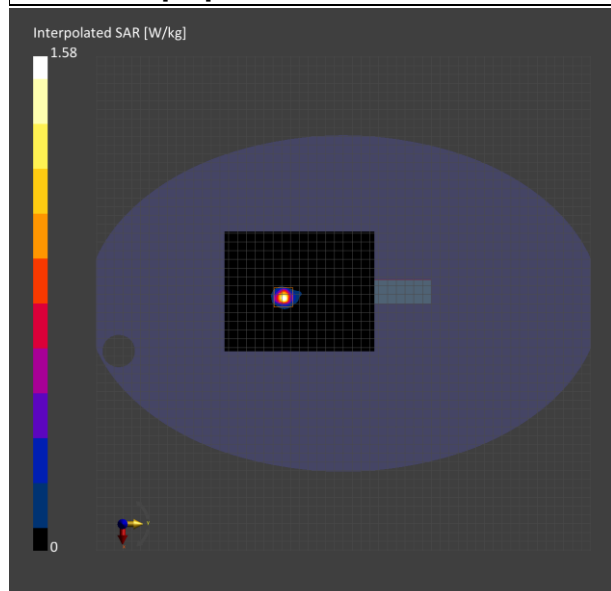
Phantom	Probe, Calibration Date	DAE, Calibration Date
ELI V5.0 (20deg probe tilt) - 1141	EX3DV4 - SN7712, 2023-04-14	DAE4 Sn856, 2023-04-26

**Scans Setup**

	Area Scan	Zoom Scan
Grid Extents [mm]	136.0 x 170.0	22.0 x 22.0 x 22.0
Grid Steps [mm]	8.5 x 8.5	3.4 x 3.4 x 1.4
Sensor Surface [mm]	3.0	1.4

**Measurement Results**

	Area Scan	Zoom Scan
Date	2023-08-31	2023-08-31
psSAR1g [W/kg]	1.06	1.12
psSAR8g [W/kg]	0.324	0.336
psSAR10g [W/kg]	0.274	0.280
psPDab (4.0cm2, sq) [W/m2]		6.71
Power Drift [dB]	-0.05	-0.11
M2/M1 [%]		59.5
Dist 3dB Peak [mm]		5.8



Unless otherwise stated the results shown in this test report refer only to the sample(s) tested and such sample(s) are retained for 90 days only.

除非另有說明，此報告結果僅對測試之樣品負責，同時此樣品僅保留90天。本報告未經本公司書面許可，不可部份複製。

This document is issued by the Company subject to its General Conditions of Service printed overleaf, available on request or accessible at <http://www.sgs.com.tw/Terms-and-Conditions> and for electronic format documents, subject to Terms and Conditions for Electronic Documents at <http://www.sgs.com.tw/Terms-and-Conditions>. Attention is drawn to the limitation of liability, indemnification and jurisdiction issues defined therein. Any holder of this document is advised that information contained hereon reflects the Company's findings at the time of its intervention only and within the limits of Client's instructions, if any. The Company's sole responsibility is to its Client and this document does not exonerate parties to a transaction from exercising all their rights and obligations under the transaction documents. This document cannot be reproduced except in full, without prior written approval of the Company. Any unauthorized alteration, forgery or falsification of the content or appearance of this document is unlawful and offenders may be prosecuted to the fullest extent of the law.

SGS Taiwan Ltd.

No.134,Wu Kung Road, New Taipei Industrial Park, Wuku District, New Taipei City, Taiwan/新北市五股區新北產業園區五工路 134 號

台灣檢驗科技股份有限公司

t (886-2) 2299-3279

f (886-2) 2298-0488

www.sgs.com.tw

Member of SGS Group



ID: 005

Report No. :TESA2308000488ES

Measurement Report for Device, Right Edge, U-NII-7,

IEEE 802.11ax (160MHz, MCS0, 99pc duty cycle), Channel 175 (6825.0 MHz)\_0mm\_Main

Ambient temperature: 22.3; Liquid temperature: 22.4

**Exposure Conditions**

Phantom Section, TSL	Position, Test Distance [mm]	Conversion Factor	TSL Conductivity [S/m]	TSL Permittivity
Flat, HSL	Right Edge, 0.00	5.7	6.549	35.081

**Hardware Setup**

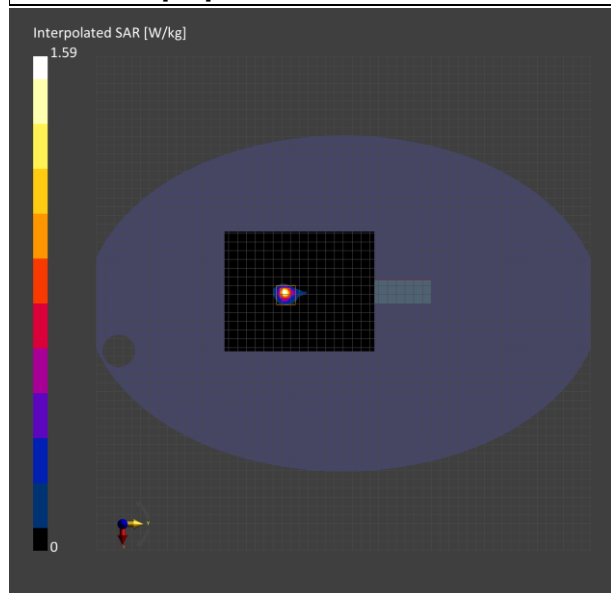
Phantom	Probe, Calibration Date	DAE, Calibration Date
ELI V5.0 (20deg probe tilt) - 1141	EX3DV4 - SN7712, 2023-04-14	DAE4 Sn856, 2023-04-26

**Scans Setup**

	Area Scan	Zoom Scan
Grid Extents [mm]	136.0 x 170.0	22.0 x 22.0 x 22.0
Grid Steps [mm]	8.5 x 8.5	3.4 x 3.4 x 1.4
Sensor Surface [mm]	3.0	1.4

**Measurement Results**

	Area Scan	Zoom Scan
Date	2023-08-31	2023-08-31
psSAR1g [W/kg]	0.981	1.05
psSAR8g [W/kg]	0.267	0.270
psSAR10g [W/kg]	0.225	0.224
psPDab (4.0cm2, sq) [W/m2]		5.40
Power Drift [dB]	-0.12	0.15
M2/M1 [%]		58.7
Dist 3dB Peak [mm]		5.2



Unless otherwise stated the results shown in this test report refer only to the sample(s) tested and such sample(s) are retained for 90 days only.

除非另有說明，此報告結果僅對測試之樣品負責，同時此樣品僅保留90天。本報告未經本公司書面許可，不可部份複製。

This document is issued by the Company subject to its General Conditions of Service printed overleaf, available on request or accessible at <http://www.sgs.com.tw/Terms-and-Conditions>, and for electronic format documents, subject to Terms and Conditions for Electronic Documents at <http://www.sgs.com.tw/Terms-and-Conditions>. Attention is drawn to the limitation of liability, indemnification and jurisdiction issues defined therein. Any holder of this document is advised that information contained hereon reflects the Company's findings at the time of its intervention only and within the limits of Client's instructions, if any. The Company's sole responsibility is to its Client and this document does not exonerate parties to a transaction from exercising all their rights and obligations under the transaction documents. This document cannot be reproduced except in full, without prior written approval of the Company. Any unauthorized alteration, forgery or falsification of the content or appearance of this document is unlawful and offenders may be prosecuted to the fullest extent of the law.

SGS Taiwan Ltd.

No.134,Wu Kung Road, New Taipei Industrial Park, Wuku District, New Taipei City, Taiwan/新北市五股區新北產業園區五工路 134 號

台灣檢驗科技股份有限公司

t (886-2) 2299-3279

f (886-2) 2298-0488

www.sgs.com.tw

Member of SGS Group

ID: 006

Report No. :TESA2308000488ES

Measurement Report for Device, Right Edge, U-NII-8,

IEEE 802.11ax (160MHz, MCS0, 99pc duty cycle), Channel 207 (6985.0 MHz)\_0mm\_Main

Ambient temperature: 22.3; Liquid temperature: 22.4

**Exposure Conditions**

Phantom Section, TSL	Position, Test Distance [mm]	Conversion Factor	TSL Conductivity [S/m]	TSL Permittivity
Flat, HSL	Right Edge, 0.00	5.9	6.725	34.889

**Hardware Setup**

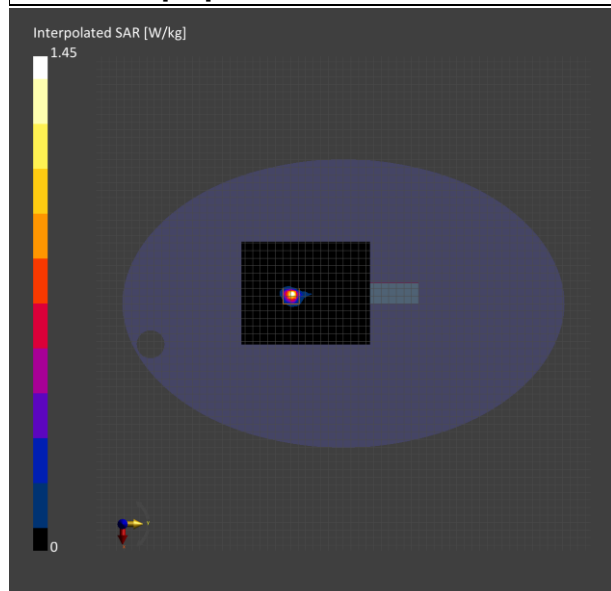
Phantom	Probe, Calibration Date	DAE, Calibration Date
ELI V5.0 (20deg probe tilt) - 1141	EX3DV4 - SN7712, 2023-04-14	DAE4 Sn856, 2023-04-26

**Scans Setup**

	Area Scan	Zoom Scan
Grid Extents [mm]	136.0 x 170.0	22.0 x 22.0 x 22.0
Grid Steps [mm]	8.5 x 8.5	3.4 x 3.4 x 1.4
Sensor Surface [mm]	3.0	1.4

**Measurement Results**

	Area Scan	Zoom Scan
Date	2023-08-31	2023-08-31
psSAR1g [W/kg]	0.966	1.09
psSAR8g [W/kg]	0.278	0.278
psSAR10g [W/kg]	0.236	0.231
psPDab (4.0cm2, sq) [W/m2]		5.56
Power Drift [dB]	-0.18	-0.14
M2/M1 [%]		60.4
Dist 3dB Peak [mm]		5.2



Unless otherwise stated the results shown in this test report refer only to the sample(s) tested and such sample(s) are retained for 90 days only.

除非另有說明，此報告結果僅對測試之樣品負責，同時此樣品僅保留90天。本報告未經本公司書面許可，不可部份複製。

This document is issued by the Company subject to its General Conditions of Service printed overleaf, available on request or accessible at <http://www.sgs.com.tw/Terms-and-Conditions>, and for electronic format documents, subject to Terms and Conditions for Electronic Documents at <http://www.sgs.com.tw/Terms-and-Conditions>. Attention is drawn to the limitation of liability, indemnification and jurisdiction issues defined therein. Any holder of this document is advised that information contained hereon reflects the Company's findings at the time of its intervention only and within the limits of Client's instructions, if any. The Company's sole responsibility is to its Client and this document does not exonerate parties to a transaction from exercising all their rights and obligations under the transaction documents. This document cannot be reproduced except in full, without prior written approval of the Company. Any unauthorized alteration, forgery or falsification of the content or appearance of this document is unlawful and offenders may be prosecuted to the fullest extent of the law.

SGS Taiwan Ltd.

No.134,Wu Kung Road, New Taipei Industrial Park, Wuku District, New Taipei City, Taiwan/新北市五股區新北產業園區五工路 134 號

台灣檢驗科技股份有限公司

t (886-2) 2299-3279

f (886-2) 2298-0488

[www.sgs.com.tw](http://www.sgs.com.tw)

Member of SGS Group

ID: 007

Report No. :TESA2308000488ES

Measurement Report for Device, Left Edge, U-NII-5,

IEEE 802.11ax (160MHz, MCS0, 99pc duty cycle), Channel 15 (6025.0 MHz)\_0mm\_Aux

Ambient temperature: 22.3; Liquid temperature: 22.4

**Exposure Conditions**

Phantom Section, TSL	Position, Test Distance [mm]	Conversion Factor	TSL Conductivity [S/m]	TSL Permittivity
Flat, HSL	Left Edge, 0.00	5.7	5.682	36.041

**Hardware Setup**

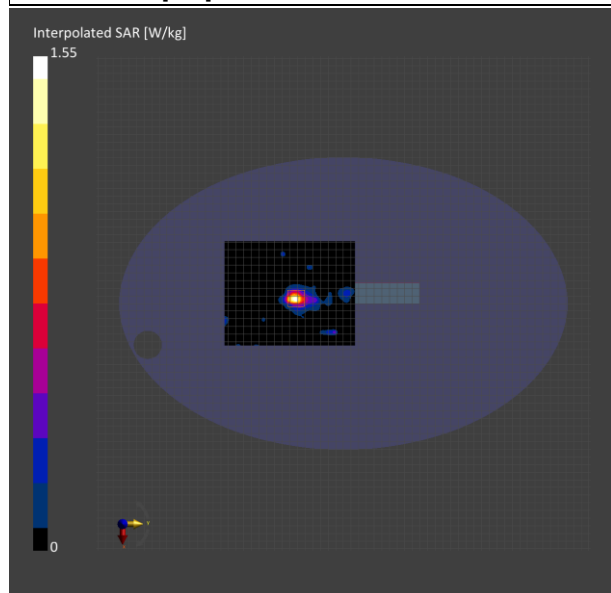
Phantom	Probe, Calibration Date	DAE, Calibration Date
ELI V5.0 (20deg probe tilt) - 1141	EX3DV4 - SN7712, 2023-04-14	DAE4 Sn856, 2023-04-26

**Scans Setup**

	Area Scan	Zoom Scan
Grid Extents [mm]	136.0 x 170.0	22.0 x 22.0 x 22.0
Grid Steps [mm]	8.5 x 8.5	3.4 x 3.4 x 1.4
Sensor Surface [mm]	3.0	1.4

**Measurement Results**

	Area Scan	Zoom Scan
Date	2023-08-31	2023-08-31
psSAR1g [W/kg]	1.05	1.12
psSAR8g [W/kg]	0.363	0.367
psSAR10g [W/kg]	0.316	0.312
psPDab (4.0cm2, sq) [W/m2]		7.35
Power Drift [dB]	-0.12	-0.15
M2/M1 [%]		57.8
Dist 3dB Peak [mm]		5.2



Unless otherwise stated the results shown in this test report refer only to the sample(s) tested and such sample(s) are retained for 90 days only.

除非另有說明，此報告結果僅對測試之樣品負責，同時此樣品僅保留90天。本報告未經本公司書面許可，不可部份複製。

This document is issued by the Company subject to its General Conditions of Service printed overleaf, available on request or accessible at <http://www.sgs.com.tw/Terms-and-Conditions> and for electronic format documents, subject to Terms and Conditions for Electronic Documents at <http://www.sgs.com.tw/Terms-and-Conditions>. Attention is drawn to the limitation of liability, indemnification and jurisdiction issues defined therein. Any holder of this document is advised that information contained hereon reflects the Company's findings at the time of its intervention only and within the limits of Client's instructions, if any. The Company's sole responsibility is to its Client and this document does not exonerate parties to a transaction from exercising all their rights and obligations under the transaction documents. This document cannot be reproduced except in full, without prior written approval of the Company. Any unauthorized alteration, forgery or falsification of the content or appearance of this document is unlawful and offenders may be prosecuted to the fullest extent of the law.

SGS Taiwan Ltd.

No.134,Wu Kung Road, New Taipei Industrial Park, Wuku District, New Taipei City, Taiwan/新北市五股區新北產業園區五工路 134 號

台灣檢驗科技股份有限公司

t (886-2) 2299-3279

f (886-2) 2298-0488

www.sgs.com.tw

Member of SGS Group

ID: 008

Report No. :TESA2308000488ES

Measurement Report for Device, Left Edge, U-NII-5,

IEEE 802.11ax (160MHz, MCS0, 99pc duty cycle), Channel 79 (6345.0 MHz)\_0mm\_Aux

Ambient temperature: 22.3; Liquid temperature: 22.4

**Exposure Conditions**

Phantom Section, TSL	Position, Test Distance [mm]	Conversion Factor	TSL Conductivity [S/m]	TSL Permittivity
Flat, HSL	Left Edge, 0.00	5.7	6.026	35.657

**Hardware Setup**

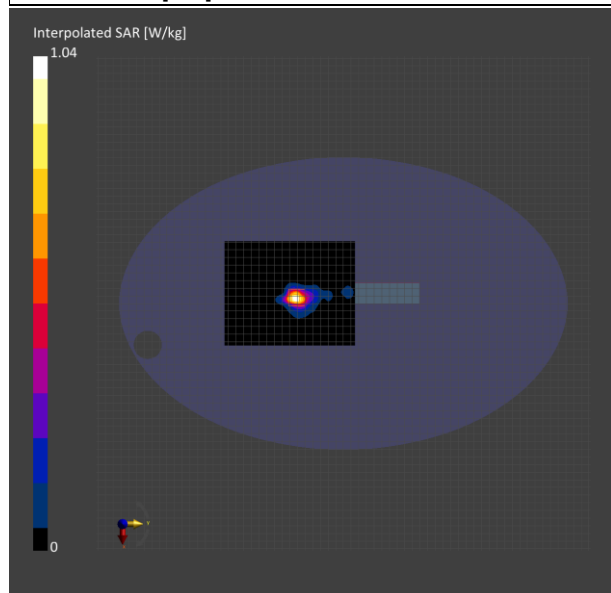
Phantom	Probe, Calibration Date	DAE, Calibration Date
ELI V5.0 (20deg probe tilt) - 1141	EX3DV4 - SN7712, 2023-04-14	DAE4 Sn856, 2023-04-26

**Scans Setup**

	Area Scan	Zoom Scan
Grid Extents [mm]	136.0 x 170.0	22.0 x 22.0 x 22.0
Grid Steps [mm]	8.5 x 8.5	3.4 x 3.4 x 1.4
Sensor Surface [mm]	3.0	1.4

**Measurement Results**

	Area Scan	Zoom Scan
Date	2023-08-31	2023-08-31
psSAR1g [W/kg]	0.766	0.963
psSAR8g [W/kg]	0.285	0.363
psSAR10g [W/kg]	0.250	0.325
psPDab (4.0cm2, sq) [W/m2]		7.26
Power Drift [dB]	-0.09	0.12
M2/M1 [%]		56.8
Dist 3dB Peak [mm]		4.8



Unless otherwise stated the results shown in this test report refer only to the sample(s) tested and such sample(s) are retained for 90 days only.

除非另有說明，此報告結果僅對測試之樣品負責，同時此樣品僅保留90天。本報告未經本公司書面許可，不可部份複製。

This document is issued by the Company subject to its General Conditions of Service printed overleaf, available on request or accessible at <http://www.sgs.com.tw/Terms-and-Conditions>, and for electronic format documents, subject to Terms and Conditions for Electronic Documents at <http://www.sgs.com.tw/Terms-and-Conditions>. Attention is drawn to the limitation of liability, indemnification and jurisdiction issues defined therein. Any holder of this document is advised that information contained hereon reflects the Company's findings at the time of its intervention only and within the limits of Client's instructions, if any. The Company's sole responsibility is to its Client and this document does not exonerate parties to a transaction from exercising all their rights and obligations under the transaction documents. This document cannot be reproduced except in full, without prior written approval of the Company. Any unauthorized alteration, forgery or falsification of the content or appearance of this document is unlawful and offenders may be prosecuted to the fullest extent of the law.

SGS Taiwan Ltd.

No.134,Wu Kung Road, New Taipei Industrial Park, Wuku District, New Taipei City, Taiwan/新北市五股區新北產業園區五工路 134 號

台灣檢驗科技股份有限公司

t (886-2) 2299-3279

f (886-2) 2298-0488

www.sgs.com.tw

Member of SGS Group

ID: 009

Report No. :TESA2308000488ES

Measurement Report for Device, Left Edge, U-NII-6,

IEEE 802.11ax (160MHz, MCS0, 99pc duty cycle), Channel 111 (6505.0 MHz)\_0mm\_Aux

Ambient temperature: 22.3; Liquid temperature: 22.4

**Exposure Conditions**

Phantom Section, TSL	Position, Test Distance [mm]	Conversion Factor	TSL Conductivity [S/m]	TSL Permittivity
Flat, HSL	Left Edge, 0.00	5.7	6.199	35.465

**Hardware Setup**

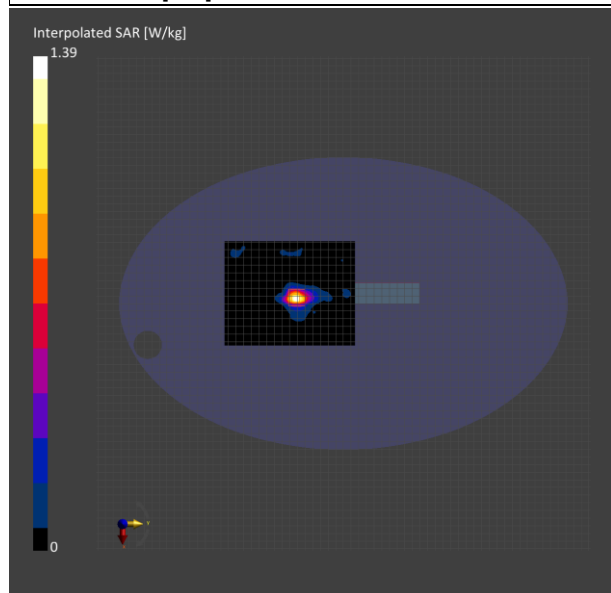
Phantom	Probe, Calibration Date	DAE, Calibration Date
ELI V5.0 (20deg probe tilt) - 1141	EX3DV4 - SN7712, 2023-04-14	DAE4 Sn856, 2023-04-26

**Scans Setup**

	Area Scan	Zoom Scan
Grid Extents [mm]	136.0 x 170.0	22.0 x 22.0 x 22.0
Grid Steps [mm]	8.5 x 8.5	3.4 x 3.4 x 1.4
Sensor Surface [mm]	3.0	1.4

**Measurement Results**

	Area Scan	Zoom Scan
Date	2023-08-31	2023-08-31
psSAR1g [W/kg]	1.02	1.11
psSAR8g [W/kg]	0.378	0.387
psSAR10g [W/kg]	0.332	0.329
psPDab (4.0cm2, sq) [W/m2]		7.74
Power Drift [dB]	0.12	-0.15
M2/M1 [%]		55.1
Dist 3dB Peak [mm]		6.3



Unless otherwise stated the results shown in this test report refer only to the sample(s) tested and such sample(s) are retained for 90 days only.

除非另有說明，此報告結果僅對測試之樣品負責，同時此樣品僅保留90天。本報告未經本公司書面許可，不可部份複製。

This document is issued by the Company subject to its General Conditions of Service printed overleaf, available on request or accessible at <http://www.sgs.com.tw/Terms-and-Conditions>, and for electronic format documents, subject to Terms and Conditions for Electronic Documents at <http://www.sgs.com.tw/Terms-and-Conditions>. Attention is drawn to the limitation of liability, indemnification and jurisdiction issues defined therein. Any holder of this document is advised that information contained hereon reflects the Company's findings at the time of its intervention only and within the limits of Client's instructions, if any. The Company's sole responsibility is to its Client and this document does not exonerate parties to a transaction from exercising all their rights and obligations under the transaction documents. This document cannot be reproduced except in full, without prior written approval of the Company. Any unauthorized alteration, forgery or falsification of the content or appearance of this document is unlawful and offenders may be prosecuted to the fullest extent of the law.

SGS Taiwan Ltd.

No.134,Wu Kung Road, New Taipei Industrial Park, Wuku District, New Taipei City, Taiwan/新北市五股區新北產業園區五工路 134 號

台灣檢驗科技股份有限公司

t (886-2) 2299-3279

f (886-2) 2298-0488

www.sgs.com.tw

Member of SGS Group

ID: 010

Report No. :TESA2308000488ES

Measurement Report for Device, Left Edge, U-NII-7,

IEEE 802.11ax (160MHz, MCS0, 99pc duty cycle), Channel 143 (6665.0 MHz)\_0mm\_Aux

Ambient temperature: 22.3; Liquid temperature: 22.4

**Exposure Conditions**

Phantom Section, TSL	Position, Test Distance [mm]	Conversion Factor	TSL Conductivity [S/m]	TSL Permittivity
Flat, HSL	Left Edge, 0.00	5.7	6.373	35.273

**Hardware Setup**

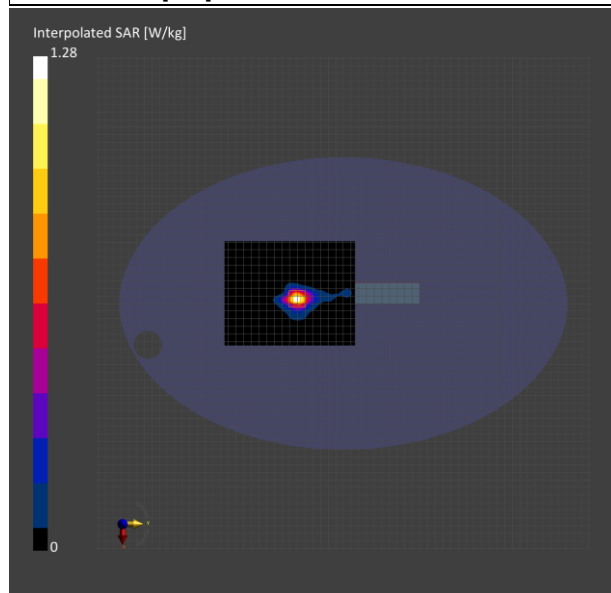
Phantom	Probe, Calibration Date	DAE, Calibration Date
ELI V5.0 (20deg probe tilt) - 1141	EX3DV4 - SN7712, 2023-04-14	DAE4 Sn856, 2023-04-26

**Scans Setup**

	Area Scan	Zoom Scan
Grid Extents [mm]	136.0 x 170.0	22.0 x 22.0 x 22.0
Grid Steps [mm]	8.5 x 8.5	3.4 x 3.4 x 1.4
Sensor Surface [mm]	3.0	1.4

**Measurement Results**

	Area Scan	Zoom Scan
Date	2023-08-31	2023-08-31
psSAR1g [W/kg]	0.950	1.00
psSAR8g [W/kg]	0.355	0.358
psSAR10g [W/kg]	0.314	0.309
psPDab (4.0cm2, sq) [W/m2]		7.15
Power Drift [dB]	0.16	0.13
M2/M1 [%]		55.6
Dist 3dB Peak [mm]		6.5



Unless otherwise stated the results shown in this test report refer only to the sample(s) tested and such sample(s) are retained for 90 days only.

除非另有說明，此報告結果僅對測試之樣品負責，同時此樣品僅保留90天。本報告未經本公司書面許可，不可部份複製。

This document is issued by the Company subject to its General Conditions of Service printed overleaf, available on request or accessible at <http://www.sgs.com.tw/Terms-and-Conditions> and for electronic format documents, subject to Terms and Conditions for Electronic Documents at <http://www.sgs.com.tw/Terms-and-Conditions>. Attention is drawn to the limitation of liability, indemnification and jurisdiction issues defined therein. Any holder of this document is advised that information contained hereon reflects the Company's findings at the time of its intervention only and within the limits of Client's instructions, if any. The Company's sole responsibility is to its Client and this document does not exonerate parties to a transaction from exercising all their rights and obligations under the transaction documents. This document cannot be reproduced except in full, without prior written approval of the Company. Any unauthorized alteration, forgery or falsification of the content or appearance of this document is unlawful and offenders may be prosecuted to the fullest extent of the law.

SGS Taiwan Ltd.

No.134,Wu Kung Road, New Taipei Industrial Park, Wuku District, New Taipei City, Taiwan/新北市五股區新北產業園區五工路 134 號

台灣檢驗科技股份有限公司

t (886-2) 2299-3279

f (886-2) 2298-0488

www.sgs.com.tw

Member of SGS Group

ID: 011

Report No. :TESA2308000488ES

Measurement Report for Device, Left Edge, U-NII-8,

IEEE 802.11ax (160MHz, MCS0, 99pc duty cycle), Channel 207 (6985.0 MHz)\_0mm\_Aux

Ambient temperature: 22.3; Liquid temperature: 22.4

**Exposure Conditions**

Phantom Section, TSL	Position, Test Distance [mm]	Conversion Factor	TSL Conductivity [S/m]	TSL Permittivity
Flat, HSL	Left Edge, 0.00	5.9	6.725	34.889

**Hardware Setup**

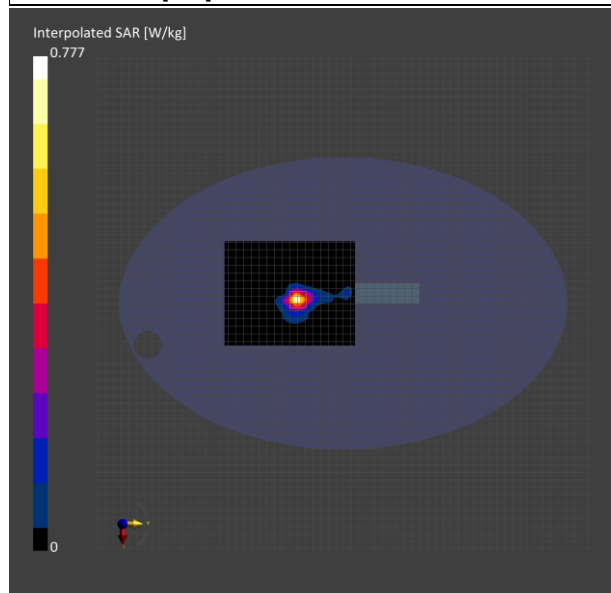
Phantom	Probe, Calibration Date	DAE, Calibration Date
ELI V5.0 (20deg probe tilt) - 1141	EX3DV4 - SN7712, 2023-04-14	DAE4 Sn856, 2023-04-26

**Scans Setup**

	Area Scan	Zoom Scan
Grid Extents [mm]	136.0 x 170.0	22.0 x 22.0 x 22.0
Grid Steps [mm]	8.5 x 8.5	3.4 x 3.4 x 1.4
Sensor Surface [mm]	3.0	1.4

**Measurement Results**

	Area Scan	Zoom Scan
Date	2023-08-31	2023-08-31
psSAR1g [W/kg]	0.583	0.578
psSAR8g [W/kg]	0.215	0.206
psSAR10g [W/kg]	0.190	0.178
psPDab (4.0cm2, sq) [W/m2]		4.11
Power Drift [dB]	-0.18	-0.14
M2/M1 [%]		55.4
Dist 3dB Peak [mm]		7.1



Unless otherwise stated the results shown in this test report refer only to the sample(s) tested and such sample(s) are retained for 90 days only.

除非另有說明，此報告結果僅對測試之樣品負責，同時此樣品僅保留90天。本報告未經本公司書面許可，不可部份複製。

This document is issued by the Company subject to its General Conditions of Service printed overleaf, available on request or accessible at <http://www.sgs.com.tw/Terms-and-Conditions> and for electronic format documents, subject to Terms and Conditions for Electronic Documents at <http://www.sgs.com.tw/Terms-and-Conditions>. Attention is drawn to the limitation of liability, indemnification and jurisdiction issues defined therein. Any holder of this document is advised that information contained hereon reflects the Company's findings at the time of its intervention only and within the limits of Client's instructions, if any. The Company's sole responsibility is to its Client and this document does not exonerate parties to a transaction from exercising all their rights and obligations under the transaction documents. This document cannot be reproduced except in full, without prior written approval of the Company. Any unauthorized alteration, forgery or falsification of the content or appearance of this document is unlawful and offenders may be prosecuted to the fullest extent of the law.

SGS Taiwan Ltd.

No.134,Wu Kung Road, New Taipei Industrial Park, Wuku District, New Taipei City, Taiwan/新北市五股區新北產業園區五工路 134 號

台灣檢驗科技股份有限公司

t (886-2) 2299-3279

f (886-2) 2298-0488

www.sgs.com.tw

Member of SGS Group



## 12 PD MEASUREMENT RESULTS

ID: 012

Report No. :TESA2308000488ES

Measurement Report for Device, Right Edge, U-NII-5,

IEEE 802.11ax (160MHz, MCS0, 99pc duty cycle), Channel 15 (6025.0 MHz)\_2mm\_Main

### Exposure Conditions

Phantom Section	Position, Test Distance [mm]	Conversion Factor
5G	Right Edge, 2.00	1.0

### Hardware Setup


Phantom	Medium	Probe, Calibration Date	DAE, Calibration Date
mmWave - 1076	Air -	EUmmWV3 - SN9399_F1-55GHz, 2023-01-23	DAE4 Sn856, 2023-04-26

### Scans Setup

Scan Type	5G Scan
Grid Extents [mm]	100.0 x 100.0
Grid Steps [lambda]	0.0625 x 0.0625
Sensor Surface [mm]	2.0

### Measurement Results

Scan Type	5G Scan
Date	2023-09-02
Avg. Area [cm <sup>2</sup> ]	4.00
psPDn+ [W/m <sup>2</sup> ]	3.37
psPDtot+ [W/m <sup>2</sup> ]	3.71
psPDmod+ [W/m <sup>2</sup> ]	3.91
E <sub>max</sub> [V/m]	47.7
Power Drift [dB]	-0.18



Unless otherwise stated the results shown in this test report refer only to the sample(s) tested and such sample(s) are retained for 90 days only.

除非另有說明，此報告結果僅對測試之樣品負責，同時此樣品僅保留90天。本報告未經本公司書面許可，不可部份複製。

This document is issued by the Company subject to its General Conditions of Service printed overleaf, available on request or accessible at <http://www.sgs.com.tw/Terms-and-Conditions>, and for electronic format documents, subject to Terms and Conditions for Electronic Documents at <http://www.sgs.com.tw/Terms-and-Conditions>. Attention is drawn to the limitation of liability, indemnification and jurisdiction issues defined therein. Any holder of this document is advised that information contained hereon reflects the Company's findings at the time of its intervention only and within the limits of Client's instructions, if any. The Company's sole responsibility is to its Client and this document does not exonerate parties to a transaction from exercising all their rights and obligations under the transaction documents. This document cannot be reproduced except in full, without prior written approval of the Company. Any unauthorized alteration, forgery or falsification of the content or appearance of this document is unlawful and offenders may be prosecuted to the fullest extent of the law.

SGS Taiwan Ltd.

No.134,Wu Kung Road, New Taipei Industrial Park, Wuku District, New Taipei City, Taiwan/新北市五股區新北產業園區五工路 134 號

台灣檢驗科技股份有限公司

t (886-2) 2299-3279

f (886-2) 2298-0488

www.sgs.com.tw

Member of SGS Group

ID: 013

Report No. :TESA2308000488ES

Measurement Report for Device, Right Edge, U-NII-5,

IEEE 802.11ax (160MHz, MCS0, 99pc duty cycle), Channel 79 (6345.0 MHz)\_2mm\_Main

**Exposure Conditions**

Phantom Section	Position, Test Distance [mm]	Conversion Factor
5G	Right Edge, 2.00	1.0

**Hardware Setup**


Phantom	Medium	Probe, Calibration Date	DAE, Calibration Date
mmWave - 1076	Air -	EUmmWV3 - SN9399_F1-55GHz, 2023-01-23	DAE4 Sn856, 2023-04-26

**Scans Setup**

Scan Type	5G Scan
Grid Extents [mm]	100.0 x 100.0
Grid Steps [lambda]	0.0625 x 0.0625
Sensor Surface [mm]	2.0

**Measurement Results**

Scan Type	5G Scan
Date	2023-09-02
Avg. Area [cm <sup>2</sup> ]	4.00
psPDn+ [W/m <sup>2</sup> ]	2.94
psPDtot+ [W/m <sup>2</sup> ]	3.11
psPDmod+ [W/m <sup>2</sup> ]	3.37
E <sub>max</sub> [V/m]	46.0
Power Drift [dB]	-0.14



Unless otherwise stated the results shown in this test report refer only to the sample(s) tested and such sample(s) are retained for 90 days only.

除非另有說明，此報告結果僅對測試之樣品負責，同時此樣品僅保留90天。本報告未經本公司書面許可，不可部份複製。

This document is issued by the Company subject to its General Conditions of Service printed overleaf, available on request or accessible at <http://www.sgs.com.tw/Terms-and-Conditions>, and for electronic format documents, subject to Terms and Conditions for Electronic Documents at <http://www.sgs.com.tw/Terms-and-Conditions>. Attention is drawn to the limitation of liability, indemnification and jurisdiction issues defined therein. Any holder of this document is advised that information contained hereon reflects the Company's findings at the time of its intervention only and within the limits of Client's instructions, if any. The Company's sole responsibility is to its Client and this document does not exonerate parties to a transaction from exercising all their rights and obligations under the transaction documents. This document cannot be reproduced except in full, without prior written approval of the Company. Any unauthorized alteration, forgery or falsification of the content or appearance of this document is unlawful and offenders may be prosecuted to the fullest extent of the law.

SGS Taiwan Ltd.

No.134,Wu Kung Road, New Taipei Industrial Park, Wuku District, New Taipei City, Taiwan/新北市五股區新北產業園區五工路 134 號

台灣檢驗科技股份有限公司

t (886-2) 2299-3279

f (886-2) 2298-0488

[www.sgs.com.tw](http://www.sgs.com.tw)

Member of SGS Group

ID: 014

Report No. :TESA2308000488ES

Measurement Report for Device, Right Edge, U-NII-6,

IEEE 802.11ax (160MHz, MCS0, 99pc duty cycle), Channel 111 (6505.0 MHz)\_2mm\_Main

**Exposure Conditions**

Phantom Section	Position, Test Distance [mm]	Conversion Factor
5G	Right Edge, 2.00	1.0

**Hardware Setup**


Phantom	Medium	Probe, Calibration Date	DAE, Calibration Date
mmWave - 1076	Air -	EUmmWV3 - SN9399_F1-55GHz, 2023-01-23	DAE4 Sn856, 2023-04-26

**Scans Setup**

Scan Type	5G Scan
Grid Extents [mm]	100.0 x 100.0
Grid Steps [lambda]	0.0625 x 0.0625
Sensor Surface [mm]	2.0

**Measurement Results**

Scan Type	5G Scan
Date	2023-09-02
Avg. Area [cm <sup>2</sup> ]	4.00
psPDn+ [W/m <sup>2</sup> ]	2.93
psPDtot+ [W/m <sup>2</sup> ]	3.31
psPDmod+ [W/m <sup>2</sup> ]	3.58
E <sub>max</sub> [V/m]	49.0
Power Drift [dB]	-0.11



Unless otherwise stated the results shown in this test report refer only to the sample(s) tested and such sample(s) are retained for 90 days only.

除非另有說明，此報告結果僅對測試之樣品負責，同時此樣品僅保留90天。本報告未經本公司書面許可，不可部份複製。

This document is issued by the Company subject to its General Conditions of Service printed overleaf, available on request or accessible at <http://www.sgs.com.tw/Terms-and-Conditions> and for electronic format documents, subject to Terms and Conditions for Electronic Documents at <http://www.sgs.com.tw/Terms-and-Conditions>. Attention is drawn to the limitation of liability, indemnification and jurisdiction issues defined therein. Any holder of this document is advised that information contained hereon reflects the Company's findings at the time of its intervention only and within the limits of Client's instructions, if any. The Company's sole responsibility is to its Client and this document does not exonerate parties to a transaction from exercising all their rights and obligations under the transaction documents. This document cannot be reproduced except in full, without prior written approval of the Company. Any unauthorized alteration, forgery or falsification of the content or appearance of this document is unlawful and offenders may be prosecuted to the fullest extent of the law.

SGS Taiwan Ltd.

No.134,Wu Kung Road, New Taipei Industrial Park, Wuku District, New Taipei City, Taiwan/新北市五股區新北產業園區五工路 134 號

台灣檢驗科技股份有限公司

t (886-2) 2299-3279

f (886-2) 2298-0488

www.sgs.com.tw

Member of SGS Group

ID: 015

Report No. :TESA2308000488ES

**Measurement Report for Device, Right Edge, U-NII-7,  
IEEE 802.11ax (160MHz, MCS0, 99pc duty cycle), Channel 175 (6825.0 MHz)\_2mm\_Main  
Exposure Conditions**

Phantom Section	Position, Test Distance [mm]	Conversion Factor
5G	Right Edge, 2.00	1.0

**Hardware Setup**


Phantom	Medium	Probe, Calibration Date	DAE, Calibration Date
mmWave - 1076	Air -	EUmmWV3 - SN9399_F1-55GHz, 2023-01-23	DAE4 Sn856, 2023-04-26

**Scans Setup**

Scan Type	5G Scan
Grid Extents [mm]	100.0 x 100.0
Grid Steps [lambda]	0.0625 x 0.0625
Sensor Surface [mm]	2.0

**Measurement Results**

Scan Type	5G Scan
Date	2023-09-02
Avg. Area [cm <sup>2</sup> ]	4.00
psPDn+ [W/m <sup>2</sup> ]	2.61
psPDtot+ [W/m <sup>2</sup> ]	2.82
psPDmod+ [W/m <sup>2</sup> ]	3.07
E <sub>max</sub> [V/m]	43.9
Power Drift [dB]	-0.06



Unless otherwise stated the results shown in this test report refer only to the sample(s) tested and such sample(s) are retained for 90 days only.

除非另有說明，此報告結果僅對測試之樣品負責，同時此樣品僅保留90天。本報告未經本公司書面許可，不可部份複製。

This document is issued by the Company subject to its General Conditions of Service printed overleaf, available on request or accessible at <http://www.sgs.com.tw/Terms-and-Conditions> and for electronic format documents, subject to Terms and Conditions for Electronic Documents at <http://www.sgs.com.tw/Terms-and-Conditions>. Attention is drawn to the limitation of liability, indemnification and jurisdiction issues defined therein. Any holder of this document is advised that information contained hereon reflects the Company's findings at the time of its intervention only and within the limits of Client's instructions, if any. The Company's sole responsibility is to its Client and this document does not exonerate parties to a transaction from exercising all their rights and obligations under the transaction documents. This document cannot be reproduced except in full, without prior written approval of the Company. Any unauthorized alteration, forgery or falsification of the content or appearance of this document is unlawful and offenders may be prosecuted to the fullest extent of the law.

SGS Taiwan Ltd.

No.134,Wu Kung Road, New Taipei Industrial Park, Wuku District, New Taipei City, Taiwan/新北市五股區新北產業園區五工路 134 號

台灣檢驗科技股份有限公司

t (886-2) 2299-3279

f (886-2) 2298-0488

[www.sgs.com.tw](http://www.sgs.com.tw)

Member of SGS Group

ID: 016

Report No. :TESA2308000488ES

Measurement Report for Device, Right Edge, U-NII-8,

IEEE 802.11ax (160MHz, MCS0, 99pc duty cycle), Channel 207 (6985.0 MHz)\_2mm\_Main

**Exposure Conditions**

Phantom Section	Position, Test Distance [mm]	Conversion Factor
5G	Right Edge, 2.00	1.0

**Hardware Setup**

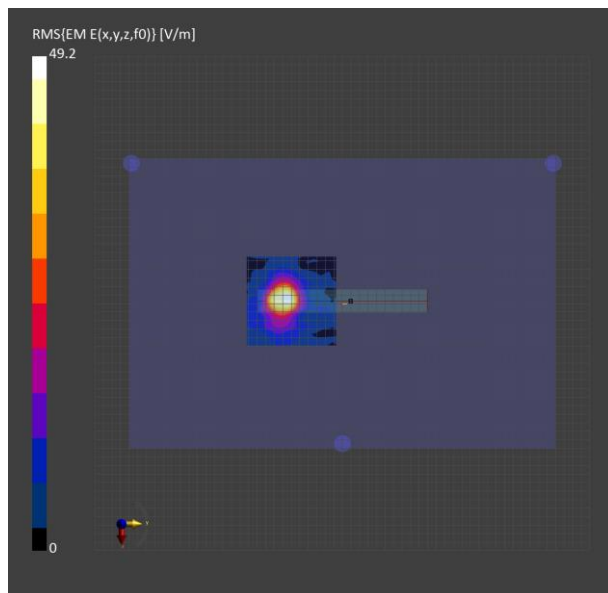
Phantom	Medium	Probe, Calibration Date	DAE, Calibration Date
mmWave - 1076	Air -	EUmmWV3 - SN9399_F1-55GHz, 2023-01-23	DAE4 Sn856, 2023-04-26

**Scans Setup**

Scan Type	5G Scan
Grid Extents [mm]	100.0 x 100.0
Grid Steps [lambda]	0.0625 x 0.0625
Sensor Surface [mm]	2.0

**Measurement Results**

Scan Type	5G Scan
Date	2023-09-02
Avg. Area [cm <sup>2</sup> ]	4.00
psPDn+ [W/m <sup>2</sup> ]	2.96
psPDtot+ [W/m <sup>2</sup> ]	3.22
psPDmod+ [W/m <sup>2</sup> ]	3.51
E <sub>max</sub> [V/m]	49.2
Power Drift [dB]	-0.04



Unless otherwise stated the results shown in this test report refer only to the sample(s) tested and such sample(s) are retained for 90 days only.

除非另有說明，此報告結果僅對測試之樣品負責，同時此樣品僅保留90天。本報告未經本公司書面許可，不可部份複製。

This document is issued by the Company subject to its General Conditions of Service printed overleaf, available on request or accessible at <http://www.sgs.com.tw/Terms-and-Conditions> and for electronic format documents, subject to Terms and Conditions for Electronic Documents at <http://www.sgs.com.tw/Terms-and-Conditions>. Attention is drawn to the limitation of liability, indemnification and jurisdiction issues defined therein. Any holder of this document is advised that information contained hereon reflects the Company's findings at the time of its intervention only and within the limits of Client's instructions, if any. The Company's sole responsibility is to its Client and this document does not exonerate parties to a transaction from exercising all their rights and obligations under the transaction documents. This document cannot be reproduced except in full, without prior written approval of the Company. Any unauthorized alteration, forgery or falsification of the content or appearance of this document is unlawful and offenders may be prosecuted to the fullest extent of the law.

SGS Taiwan Ltd.

No.134,Wu Kung Road, New Taipei Industrial Park, Wuku District, New Taipei City, Taiwan/新北市五股區新北產業園區五工路 134 號

台灣檢驗科技股份有限公司

t (886-2) 2299-3279

f (886-2) 2298-0488

[www.sgs.com.tw](http://www.sgs.com.tw)

Member of SGS Group

ID: 017

Report No. :TESA2308000488ES

Measurement Report for Device, Left Edge, U-NII-5,

IEEE 802.11ax (160MHz, MCS0, 99pc duty cycle), Channel 15 (6025.0 MHz)\_2mm\_Aux

**Exposure Conditions**

Phantom Section	Position, Test Distance [mm]	Conversion Factor
5G	Left Edge, 2.00	1.0

**Hardware Setup**


Phantom	Medium	Probe, Calibration Date	DAE, Calibration Date
mmWave - 1076	Air -	EUmmWV3 - SN9399_F1-55GHz, 2023-01-23	DAE4 Sn856, 2023-04-26

**Scans Setup**

Scan Type	5G Scan
Grid Extents [mm]	100.0 x 100.0
Grid Steps [lambda]	0.0625 x 0.0625
Sensor Surface [mm]	2.0

**Measurement Results**

Scan Type	5G Scan
Date	2023-09-02
Avg. Area [cm <sup>2</sup> ]	4.00
psPDn+ [W/m <sup>2</sup> ]	4.96
psPDtot+ [W/m <sup>2</sup> ]	5.66
psPDmod+ [W/m <sup>2</sup> ]	6.33
E <sub>max</sub> [V/m]	64.8
Power Drift [dB]	0.09



Unless otherwise stated the results shown in this test report refer only to the sample(s) tested and such sample(s) are retained for 90 days only.

除非另有說明，此報告結果僅對測試之樣品負責，同時此樣品僅保留90天。本報告未經本公司書面許可，不可部份複製。

This document is issued by the Company subject to its General Conditions of Service printed overleaf, available on request or accessible at <http://www.sgs.com.tw/Terms-and-Conditions> and for electronic format documents, subject to Terms and Conditions for Electronic Documents at <http://www.sgs.com.tw/Terms-and-Conditions>. Attention is drawn to the limitation of liability, indemnification and jurisdiction issues defined therein. Any holder of this document is advised that information contained hereon reflects the Company's findings at the time of its intervention only and within the limits of Client's instructions, if any. The Company's sole responsibility is to its Client and this document does not exonerate parties to a transaction from exercising all their rights and obligations under the transaction documents. This document cannot be reproduced except in full, without prior written approval of the Company. Any unauthorized alteration, forgery or falsification of the content or appearance of this document is unlawful and offenders may be prosecuted to the fullest extent of the law.

SGS Taiwan Ltd.

No.134,Wu Kung Road, New Taipei Industrial Park, Wuku District, New Taipei City, Taiwan/新北市五股區新北產業園區五工路 134 號

台灣檢驗科技股份有限公司

t (886-2) 2299-3279

f (886-2) 2298-0488

[www.sgs.com.tw](http://www.sgs.com.tw)

Member of SGS Group

ID: 018

Report No. :TESA2308000488ES

Measurement Report for Device, Left Edge, U-NII-5,

IEEE 802.11ax (160MHz, MCS0, 99pc duty cycle), Channel 79 (6345.0 MHz)\_2mm\_Aux

**Exposure Conditions**

Phantom Section	Position, Test Distance [mm]	Conversion Factor
5G	Left Edge, 2.00	1.0

**Hardware Setup**


Phantom	Medium	Probe, Calibration Date	DAE, Calibration Date
mmWave - 1076	Air -	EUmmWV3 - SN9399_F1-55GHz, 2023-01-23	DAE4 Sn856, 2023-04-26

**Scans Setup**

Scan Type	5G Scan
Grid Extents [mm]	100.0 x 100.0
Grid Steps [lambda]	0.0625 x 0.0625
Sensor Surface [mm]	2.0

**Measurement Results**

Scan Type	5G Scan
Date	2023-09-02
Avg. Area [cm <sup>2</sup> ]	4.00
psPDn+ [W/m <sup>2</sup> ]	4.15
psPDtot+ [W/m <sup>2</sup> ]	4.73
psPDmod+ [W/m <sup>2</sup> ]	5.34
E <sub>max</sub> [V/m]	60.2
Power Drift [dB]	-0.01



Unless otherwise stated the results shown in this test report refer only to the sample(s) tested and such sample(s) are retained for 90 days only.

除非另有說明，此報告結果僅對測試之樣品負責，同時此樣品僅保留90天。本報告未經本公司書面許可，不可部份複製。

This document is issued by the Company subject to its General Conditions of Service printed overleaf, available on request or accessible at <http://www.sgs.com.tw/Terms-and-Conditions> and for electronic format documents, subject to Terms and Conditions for Electronic Documents at <http://www.sgs.com.tw/Terms-and-Conditions>. Attention is drawn to the limitation of liability, indemnification and jurisdiction issues defined therein. Any holder of this document is advised that information contained hereon reflects the Company's findings at the time of its intervention only and within the limits of Client's instructions, if any. The Company's sole responsibility is to its Client and this document does not exonerate parties to a transaction from exercising all their rights and obligations under the transaction documents. This document cannot be reproduced except in full, without prior written approval of the Company. Any unauthorized alteration, forgery or falsification of the content or appearance of this document is unlawful and offenders may be prosecuted to the fullest extent of the law.

SGS Taiwan Ltd.

No.134,Wu Kung Road, New Taipei Industrial Park, Wuku District, New Taipei City, Taiwan/新北市五股區新北產業園區五工路 134 號

台灣檢驗科技股份有限公司

t (886-2) 2299-3279

f (886-2) 2298-0488

[www.sgs.com.tw](http://www.sgs.com.tw)

Member of SGS Group



ID: 019

Report No. :TESA2308000488ES

Measurement Report for Device, Left Edge, U-NII-6,

IEEE 802.11ax (160MHz, MCS0, 99pc duty cycle), Channel 111 (6505.0 MHz)\_2mm\_Aux

**Exposure Conditions**

Phantom Section	Position, Test Distance [mm]	Conversion Factor
5G	Left Edge, 2.00	1.0

**Hardware Setup**

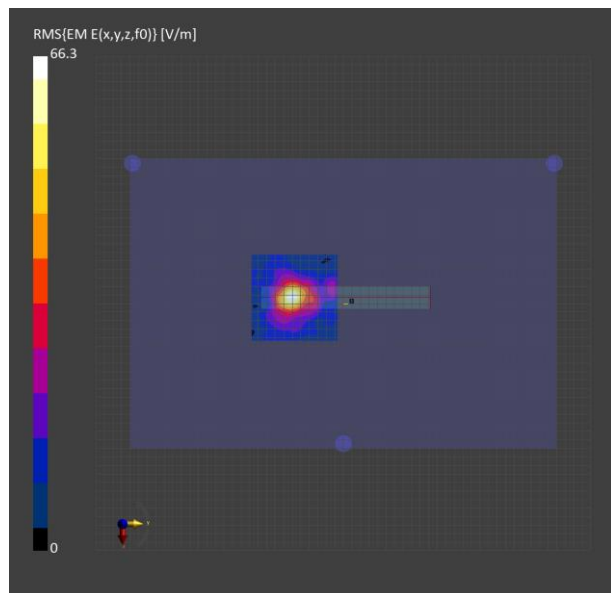
Phantom	Medium	Probe, Calibration Date	DAE, Calibration Date
mmWave - 1076	Air -	EUmmWV3 - SN9399_F1-55GHz, 2023-01-23	DAE4 Sn856, 2023-04-26

**Scans Setup**

Scan Type	5G Scan
Grid Extents [mm]	100.0 x 100.0
Grid Steps [lambda]	0.0625 x 0.0625
Sensor Surface [mm]	2.0

**Measurement Results**

Scan Type	5G Scan
Date	2023-09-02
Avg. Area [cm <sup>2</sup> ]	4.00
psPDn+ [W/m <sup>2</sup> ]	5.20
psPDtot+ [W/m <sup>2</sup> ]	5.71
psPDmod+ [W/m <sup>2</sup> ]	6.29
E <sub>max</sub> [V/m]	66.3
Power Drift [dB]	-0.10



Unless otherwise stated the results shown in this test report refer only to the sample(s) tested and such sample(s) are retained for 90 days only.

除非另有說明，此報告結果僅對測試之樣品負責，同時此樣品僅保留90天。本報告未經本公司書面許可，不可部份複製。

This document is issued by the Company subject to its General Conditions of Service printed overleaf, available on request or accessible at <http://www.sgs.com.tw/Terms-and-Conditions>, and for electronic format documents, subject to Terms and Conditions for Electronic Documents at <http://www.sgs.com.tw/Terms-and-Conditions>. Attention is drawn to the limitation of liability, indemnification and jurisdiction issues defined therein. Any holder of this document is advised that information contained hereon reflects the Company's findings at the time of its intervention only and within the limits of Client's instructions, if any. The Company's sole responsibility is to its Client and this document does not exonerate parties to a transaction from exercising all their rights and obligations under the transaction documents. This document cannot be reproduced except in full, without prior written approval of the Company. Any unauthorized alteration, forgery or falsification of the content or appearance of this document is unlawful and offenders may be prosecuted to the fullest extent of the law.

SGS Taiwan Ltd.

No.134,Wu Kung Road, New Taipei Industrial Park, Wuku District, New Taipei City, Taiwan/新北市五股區新北產業園區五工路 134 號

台灣檢驗科技股份有限公司

t (886-2) 2299-3279

f (886-2) 2298-0488

www.sgs.com.tw

Member of SGS Group

ID: 020

Report No. :TESA2308000488ES

Measurement Report for Device, Left Edge, U-NII-7,

IEEE 802.11ax (160MHz, MCS0, 99pc duty cycle), Channel 143 (6665.0 MHz)\_2mm\_Aux

**Exposure Conditions**

Phantom Section	Position, Test Distance [mm]	Conversion Factor
5G	Left Edge, 2.00	1.0

**Hardware Setup**

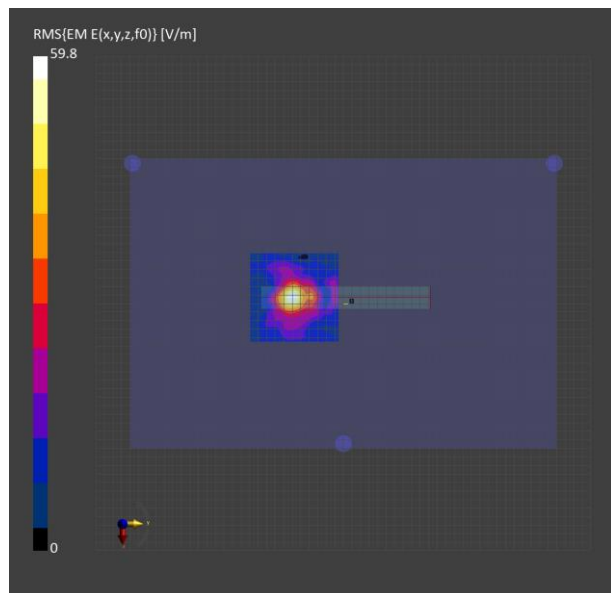
Phantom	Medium	Probe, Calibration Date	DAE, Calibration Date
mmWave - 1076	Air -	EUmmWV3 - SN9399_F1-55GHz, 2023-01-23	DAE4 Sn856, 2023-04-26

**Scans Setup**

Scan Type	5G Scan
Grid Extents [mm]	100.0 x 100.0
Grid Steps [lambda]	0.0625 x 0.0625
Sensor Surface [mm]	2.0

**Measurement Results**

Scan Type	5G Scan
Date	2023-09-02
Avg. Area [cm <sup>2</sup> ]	4.00
psPDn+ [W/m <sup>2</sup> ]	3.74
psPDtot+ [W/m <sup>2</sup> ]	4.42
psPDmod+ [W/m <sup>2</sup> ]	4.98
E <sub>max</sub> [V/m]	59.8
Power Drift [dB]	0.05



Unless otherwise stated the results shown in this test report refer only to the sample(s) tested and such sample(s) are retained for 90 days only.

除非另有說明，此報告結果僅對測試之樣品負責，同時此樣品僅保留90天。本報告未經本公司書面許可，不可部份複製。

This document is issued by the Company subject to its General Conditions of Service printed overleaf, available on request or accessible at <http://www.sgs.com.tw/Terms-and-Conditions> and for electronic format documents, subject to Terms and Conditions for Electronic Documents at <http://www.sgs.com.tw/Terms-and-Conditions>. Attention is drawn to the limitation of liability, indemnification and jurisdiction issues defined therein. Any holder of this document is advised that information contained hereon reflects the Company's findings at the time of its intervention only and within the limits of Client's instructions, if any. The Company's sole responsibility is to its Client and this document does not exonerate parties to a transaction from exercising all their rights and obligations under the transaction documents. This document cannot be reproduced except in full, without prior written approval of the Company. Any unauthorized alteration, forgery or falsification of the content or appearance of this document is unlawful and offenders may be prosecuted to the fullest extent of the law.

SGS Taiwan Ltd.

No.134,Wu Kung Road, New Taipei Industrial Park, Wuku District, New Taipei City, Taiwan/新北市五股區新北產業園區五工路 134 號

台灣檢驗科技股份有限公司

t (886-2) 2299-3279

f (886-2) 2298-0488

[www.sgs.com.tw](http://www.sgs.com.tw)

Member of SGS Group

ID: 021

Report No. :TESA2308000488ES

Measurement Report for Device, Left Edge, U-NII-8,

IEEE 802.11ax (160MHz, MCS0, 99pc duty cycle), Channel 207 (6985.0 MHz)\_2mm\_Aux

**Exposure Conditions**

Phantom Section	Position, Test Distance [mm]	Conversion Factor
5G	Left Edge, 2.00	1.0

**Hardware Setup**

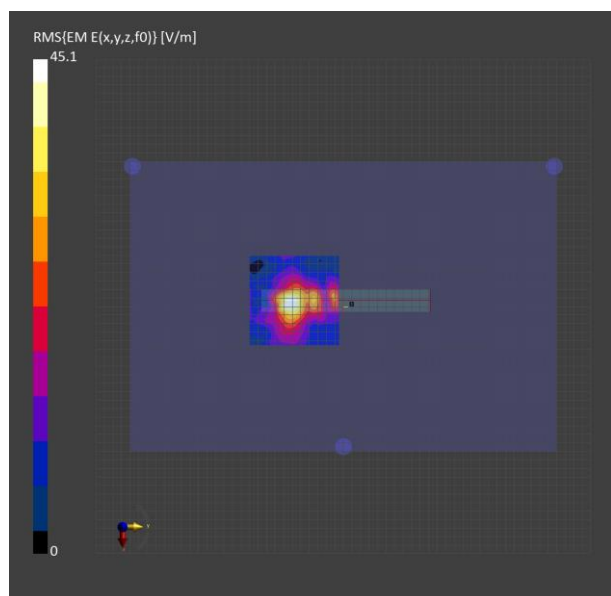
Phantom	Medium	Probe, Calibration Date	DAE, Calibration Date
mmWave - 1076	Air -	EUmmWV3 - SN9399_F1-55GHz, 2023-01-23	DAE4 Sn856, 2023-04-26

**Scans Setup**

Scan Type	5G Scan
Grid Extents [mm]	100.0 x 100.0
Grid Steps [lambda]	0.0625 x 0.0625
Sensor Surface [mm]	2.0

**Measurement Results**

Scan Type	5G Scan
Date	2023-09-02
Avg. Area [cm <sup>2</sup> ]	4.00
psPDn+ [W/m <sup>2</sup> ]	2.34
psPDtot+ [W/m <sup>2</sup> ]	2.85
psPDmod+ [W/m <sup>2</sup> ]	3.19
E <sub>max</sub> [V/m]	45.1
Power Drift [dB]	-0.08



Unless otherwise stated the results shown in this test report refer only to the sample(s) tested and such sample(s) are retained for 90 days only.

除非另有說明，此報告結果僅對測試之樣品負責，同時此樣品僅保留90天。本報告未經本公司書面許可，不可部份複製。

This document is issued by the Company subject to its General Conditions of Service printed overleaf, available on request or accessible at <http://www.sgs.com.tw/Terms-and-Conditions> and for electronic format documents, subject to Terms and Conditions for Electronic Documents at <http://www.sgs.com.tw/Terms-and-Conditions>. Attention is drawn to the limitation of liability, indemnification and jurisdiction issues defined therein. Any holder of this document is advised that information contained hereon reflects the Company's findings at the time of its intervention only and within the limits of Client's instructions, if any. The Company's sole responsibility is to its Client and this document does not exonerate parties to a transaction from exercising all their rights and obligations under the transaction documents. This document cannot be reproduced except in full, without prior written approval of the Company. Any unauthorized alteration, forgery or falsification of the content or appearance of this document is unlawful and offenders may be prosecuted to the fullest extent of the law.

SGS Taiwan Ltd.

No.134,Wu Kung Road, New Taipei Industrial Park, Wuku District, New Taipei City, Taiwan/新北市五股區新北產業園區五工路 134 號

台灣檢驗科技股份有限公司

t (886-2) 2299-3279

f (886-2) 2298-0488

[www.sgs.com.tw](http://www.sgs.com.tw)

Member of SGS Group

### 13 SAR SYSTEM CHECK RESULTS

Report No. :TESA2308000488ES

Measurement Report for Device, FRONT, Validation band,  
CW, Channel 6500 (6500.0 MHz)\_SN:1006

Ambient temperature: 22.3; Liquid temperature: 22.4

#### Exposure Conditions

Phantom Section, TSL	Position, Test Distance [mm]	Conversion Factor	TSL Conductivity [S/m]	TSL Permittivity
Flat, HSL	FRONT, 5.00	5.7	6.194	35.471

#### Hardware Setup

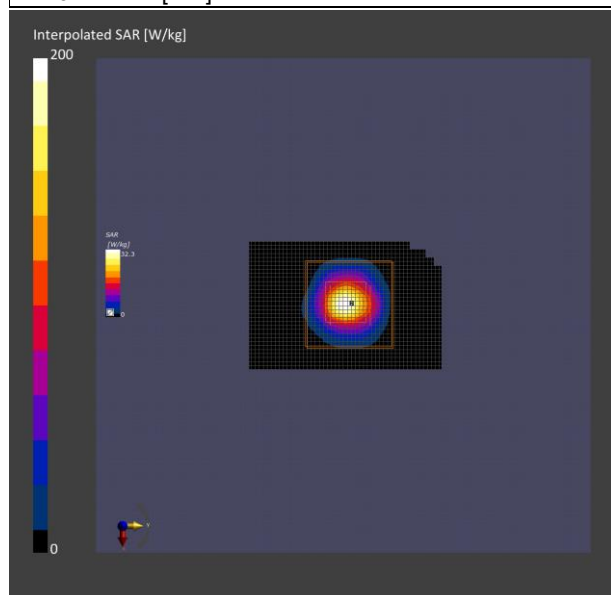
Phantom	Probe, Calibration Date	DAE, Calibration Date
ELI V5.0 (20deg probe tilt) - 1141	EX3DV4 - SN7712, 2023-04-14	DAE4 Sn856, 2023-04-26

#### Scans Setup

	Area Scan	Zoom Scan
Grid Extents [mm]	36.0 x 51.0	28.0 x 28.0 x 24.0
Grid Steps [mm]	6.0 x 8.5	3.4 x 3.4 x 1.4
Sensor Surface [mm]	3.0	1.4

#### Measurement Results

	Area Scan	Zoom Scan
Date	2023-08-31	2023-08-31
psSAR1g [W/kg]	27.0	30.1
psSAR8g [W/kg]	6.27	6.69
psSAR10g [W/kg]	5.17	5.49
psPDab (4.0cm2, sq) [W/m2]		134
Power Drift [dB]	0.03	0.06
M2/M1 [%]		50.9
Dist 3dB Peak [mm]		4.3



Unless otherwise stated the results shown in this test report refer only to the sample(s) tested and such sample(s) are retained for 90 days only.

除非另有說明，此報告結果僅對測試之樣品負責，同時此樣品僅保留90天。本報告未經本公司書面許可，不可部份複製。

This document is issued by the Company subject to its General Conditions of Service printed overleaf, available on request or accessible at <http://www.sgs.com.tw/Terms-and-Conditions> and for electronic format documents, subject to Terms and Conditions for Electronic Documents at <http://www.sgs.com.tw/Terms-and-Conditions>. Attention is drawn to the limitation of liability, indemnification and jurisdiction issues defined therein. Any holder of this document is advised that information contained hereon reflects the Company's findings at the time of its intervention only and within the limits of Client's instructions, if any. The Company's sole responsibility is to its Client and this document does not exonerate parties to a transaction from exercising all their rights and obligations under the transaction documents. This document cannot be reproduced except in full, without prior written approval of the Company. Any unauthorized alteration, forgery or falsification of the content or appearance of this document is unlawful and offenders may be prosecuted to the fullest extent of the law.

SGS Taiwan Ltd.

No.134,Wu Kung Road, New Taipei Industrial Park, Wuku District, New Taipei City, Taiwan/新北市五股區新北產業園區五工路 134 號

台灣檢驗科技股份有限公司

t (886-2) 2299-3279

f (886-2) 2298-0488

[www.sgs.com.tw](http://www.sgs.com.tw)

Member of SGS Group

Report No. :TESA2308000488ES

Measurement Report for Device, FRONT, Validation band,  
CW, Channel 7000 (7000.0 MHz)\_SN:1007

Ambient temperature: 22.3; Liquid temperature: 22.4

**Exposure Conditions**

Phantom Section, TSL	Position, Test Distance [mm]	Conversion Factor	TSL Conductivity [S/m]	TSL Permittivity
Flat, HSL	FRONT, 5.00	5.9	6.742	34.871

**Hardware Setup**

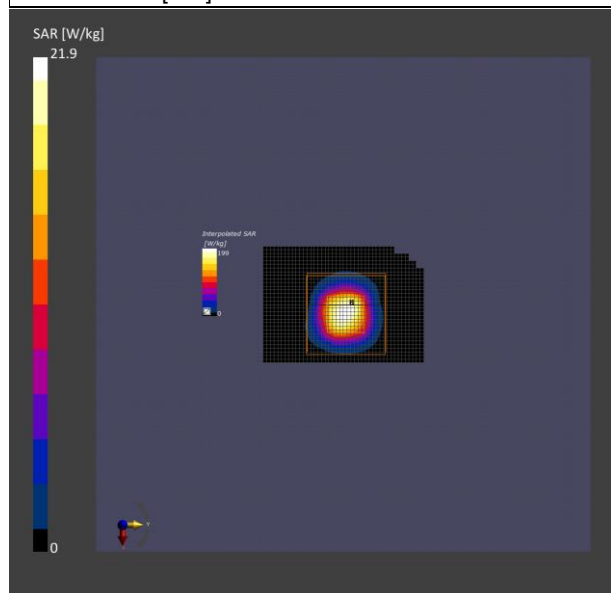
Phantom	Probe, Calibration Date	DAE, Calibration Date
ELI V5.0 (20deg probe tilt) - 1141	EX3DV4 - SN7712, 2023-04-14	DAE4 Sn856, 2023-04-26

**Scans Setup**

	Area Scan	Zoom Scan
Grid Extents [mm]	36.0 x 45.0	28.0 x 28.0 x 24.0
Grid Steps [mm]	6.0 x 7.5	3.4 x 3.4 x 1.4
Sensor Surface [mm]	3.0	1.4

**Measurement Results**

	Area Scan	Zoom Scan
Date	2023-08-31	2023-08-31
psSAR1g [W/kg]	25.1	26.4
psSAR8g [W/kg]	5.56	5.65
psSAR10g [W/kg]	4.58	4.62
psPDab (4.0cm2, sq) [W/m2]		113
Power Drift [dB]	0.06	0.06
M2/M1 [%]		48.2
Dist 3dB Peak [mm]		4.6



Unless otherwise stated the results shown in this test report refer only to the sample(s) tested and such sample(s) are retained for 90 days only.

除非另有說明，此報告結果僅對測試之樣品負責，同時此樣品僅保留90天。本報告未經本公司書面許可，不可部份複製。

This document is issued by the Company subject to its General Conditions of Service printed overleaf, available on request or accessible at <http://www.sgs.com.tw/Terms-and-Conditions> and for electronic format documents, subject to Terms and Conditions for Electronic Documents at <http://www.sgs.com.tw/Terms-and-Conditions>. Attention is drawn to the limitation of liability, indemnification and jurisdiction issues defined therein. Any holder of this document is advised that information contained hereon reflects the Company's findings at the time of its intervention only and within the limits of Client's instructions, if any. The Company's sole responsibility is to its Client and this document does not exonerate parties to a transaction from exercising all their rights and obligations under the transaction documents. This document cannot be reproduced except in full, without prior written approval of the Company. Any unauthorized alteration, forgery or falsification of the content or appearance of this document is unlawful and offenders may be prosecuted to the fullest extent of the law.

## 14 PD SYSTEM CHECK RESULTS

Report No. :TESA2308000488ES

Measurement Report for Device, FRONT, Validation band,  
CW, Channel 10000 (10000.0 MHz)\_SN:1021

### Exposure Conditions

Phantom Section	Position, Test Distance [mm]	Conversion Factor
5G	FRONT, 10.00	1.0

### Hardware Setup

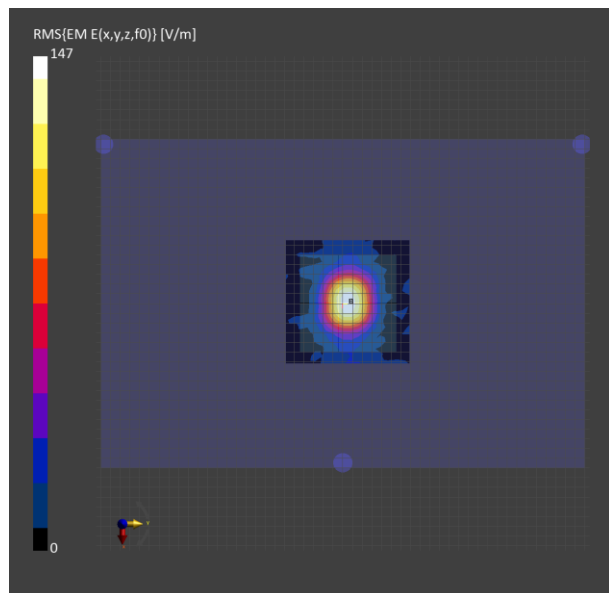
Phantom	Medium	Probe, Calibration Date	DAE, Calibration Date
mmWave - 1076	Air -	EUmmWV3 - SN9399_F1-55GHz, 2023-01-23	DAE4 Sn856, 2023-04-26

### Scans Setup

Scan Type	5G Scan
Grid Extents [mm]	120.0 x 120.0
Grid Steps [lambda]	0.25 x 0.25
Sensor Surface [mm]	10.0

### Measurement Results

Scan Type	5G Scan
Date	2023-09-01
Avg. Area [cm <sup>2</sup> ]	4.00
psPDn+ [W/m <sup>2</sup> ]	56.7
psPDtot+ [W/m <sup>2</sup> ]	56.9
psPDmod+ [W/m <sup>2</sup> ]	57.1
E <sub>max</sub> [V/m]	144
Power Drift [dB]	0.04



Unless otherwise stated the results shown in this test report refer only to the sample(s) tested and such sample(s) are retained for 90 days only.

除非另有說明，此報告結果僅對測試之樣品負責，同時此樣品僅保留90天。本報告未經本公司書面許可，不可部份複製。

This document is issued by the Company subject to its General Conditions of Service printed overleaf, available on request or accessible at <http://www.sgs.com.tw/Terms-and-Conditions> and for electronic format documents, subject to Terms and Conditions for Electronic Documents at <http://www.sgs.com.tw/Terms-and-Conditions>. Attention is drawn to the limitation of liability, indemnification and jurisdiction issues defined therein. Any holder of this document is advised that information contained hereon reflects the Company's findings at the time of its intervention only and within the limits of Client's instructions, if any. The Company's sole responsibility is to its Client and this document does not exonerate parties to a transaction from exercising all their rights and obligations under the transaction documents. This document cannot be reproduced except in full, without prior written approval of the Company. Any unauthorized alteration, forgery or falsification of the content or appearance of this document is unlawful and offenders may be prosecuted to the fullest extent of the law.

SGS Taiwan Ltd.

No.134,Wu Kung Road, New Taipei Industrial Park, Wuku District, New Taipei City, Taiwan/新北市五股區新北產業園區五工路 134 號

台灣檢驗科技股份有限公司

t (886-2) 2299-3279

f (886-2) 2298-0488

[www.sgs.com.tw](http://www.sgs.com.tw)

Member of SGS Group

**Refer to separated files for the following appendixes.**

**15.1 SAR\_Appendix A Photographs**

**15.2 SAR\_Appendix B DAE & Probe Cal. Certificate**

**15.3 SAR\_Appendix C Phantom Description & Dipole Cal. Certificate**

**- End of report -**

Unless otherwise stated the results shown in this test report refer only to the sample(s) tested and such sample(s) are retained for 90 days only.

除非另有說明，此報告結果僅對測試之樣品負責，同時此樣品僅保留90天。本報告未經本公司書面許可，不可部份複製。

This document is issued by the Company subject to its General Conditions of Service printed overleaf, available on request or accessible at <http://www.sgs.com.tw/Terms-and-Conditions> and for electronic format documents, subject to Terms and Conditions for Electronic Documents at <http://www.sgs.com.tw/Terms-and-Conditions>. Attention is drawn to the limitation of liability, indemnification and jurisdiction issues defined therein. Any holder of this document is advised that information contained hereon reflects the Company's findings at the time of its intervention only and within the limits of Client's instructions, if any. The Company's sole responsibility is to its Client and this document does not exonerate parties to a transaction from exercising all their rights and obligations under the transaction documents. This document cannot be reproduced except in full, without prior written approval of the Company. Any unauthorized alteration, forgery or falsification of the content or appearance of this document is unlawful and offenders may be prosecuted to the fullest extent of the law.

SGS Taiwan Ltd.

No.134,Wu Kung Road, New Taipei Industrial Park, Wuku District, New Taipei City, Taiwan/新北市五股區新北產業園區五工路 134 號

台灣檢驗科技股份有限公司

t (886-2) 2299-3279

f (886-2) 2298-0488

[www.sgs.com.tw](http://www.sgs.com.tw)

Member of SGS Group