
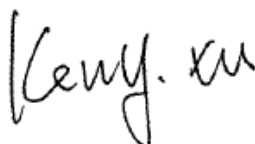


TEST REPORT

Application No.: SZEM2102001383CR
Applicant: DT Research, Inc.
Address of Applicant: 3RD FL NO 36 WUQUAN 7TH RD WUGU DISTRICT, NEW TAIPEI, Taiwan
Manufacturer: DT Research, Inc.
Address of Manufacturer: 2000 Concourse Drive, San Jose, CA 95131, USA
Factory: DT Research, Inc. Taiwan Branch
Address of Factory: 6F., No.36 Wuquan 7 th Rd., Wugu Dist. New Taipei City 248 Taiwan
Equipment Under Test (EUT):
EUT Name: Battery-Powered all-in-one computer
Model No.: 582XXX-XXX (X=blank, A-Z or 0-9) ♣
 ♣ Please refer to section 2 of this report which indicates which model was actually tested and which were electrically identical.
Trade Mark: 
FCC ID: YE3600-AX200NG
Standard(s) : 47 CFR Part 15, Subpart C 15.247
Date of Receipt: 2021-02-01
Date of Test: 2021-02-14 to 2021-03-10
Date of Issue: 2021-03-12

Test Result:	Pass*
---------------------	--------------

* In the configuration tested, the EUT complied with the standards specified above.



Keny Xu
EMC Laboratory Manager





SGS-CSTC Standards Technical Services Co., Ltd.
Shenzhen Branch, EMC Laboratory

Unless otherwise agreed in writing, this document is issued by the Company subject to its General Conditions of Service printed overleaf, available on request or accessible at <http://www.sgs.com/en/Terms-and-Conditions.aspx> and, for electronic format documents, subject to Terms and Conditions for Electronic Documents at <http://www.sgs.com/en/terms-and-conditions/terms-e-document.aspx>. Attention is drawn to the limitation of liability, indemnification and jurisdiction issues defined therein. Any holder of this document is advised that information contained hereon reflects the Company's findings at the time of its intervention only and within the limits of Client's instructions, if any. The Company's sole responsibility is to its Client and this document does not exonerate parties to a transaction from exercising all their rights and obligations under the transaction documents. This document cannot be reproduced except in full, without prior written approval of the Company. Any unauthorized alteration, forgery or falsification of the content or appearance of this document is unlawful and offenders may be prosecuted to the fullest extent of the law. Unless otherwise stated the results shown in this test report refer only to the sample(s) tested and such sample(s) are retained for 30 days only.
Attention: To check the authenticity of testing / inspection report & certificate, please contact us at telephone: (86-755) 8307 1443, or email: CN.Doccheck@sgs.com

No.1 Workshop, M-10, Middle Section, Science & Technology Park, Shenzhen, China 518057 t (86-755) 26012053 f (86-755) 26710594 www.sgsgroup.com.cn
 中国·深圳·科技园中区M-10栋一号厂房 邮编: 518057 t (86-755) 26012053 f (86-755) 26710594 sgs.china@sgs.com

Revision Record				
Version	Chapter	Date	Modifier	Remark
01		2021-03-12		Original

Authorized for issue by:				
				
		Edison Li/Project Engineer		
				
		Eric Fu/Reviewer		

2 Test Summary

Radio Spectrum Technical Requirement				
Item	Standard	Method	Requirement	Result
Antenna Requirement	47 CFR Part 15, Subpart C 15.247	N/A	47 CFR Part 15, Subpart C 15.203 & 15.247(b)(4)	Pass

Radio Spectrum Matter Part				
Item	Standard	Method	Requirement	Result
Radiated Emissions which fall in the restricted bands	47 CFR Part 15, Subpart C 15.247	ANSI C63.10 (2013) Section 6.10.5	47 CFR Part 15, Subpart C 15.205 & 15.209	Pass
Radiated Spurious Emissions	47 CFR Part 15, Subpart C 15.247	ANSI C63.10 (2013) Section 6.4,6.5,6.6	47 CFR Part 15, Subpart C 15.205 & 15.209	Pass

Emission Part				
Item	Standard	Method	Requirement	Result
Conducted Emissions at AC Power Line (150kHz-30MHz)	47 CFR Part 15, Subpart C 15.247	ANSI C63.10 (2013) Section 6.2	47 CFR Part 15, Subpart C 15.207	Pass

Remark:

Model No.: 582XXX-XXX (X=blank, A-Z or 0-9)

Only the model 582T was tested, since according to the declaration from the applicant, the electrical circuit design, layout, components used, internal wiring and functions were identical for all the above models, with only difference on model no. and External ports(with DC OUT Port or without DC OUT Port).

This report is prepared for FCC class II permissive change.

The modular approval by TCB, FCC ID: YE3600-AX200NG, Granted on 05/25/2020.

The module installed into host platform mentioned above is electronically and mechanically identical to the original certified module. The Original FCC testing on module under FCC ID: YE3600-AX200NG was performed with an antenna of higher gain, and the antenna was connected to the module in an open environment. The current host platform under application uses a new antenna of the different type, Lower gain and is installed inside the host platform enclosure.

Therefore in this report Conducted Emissions at AC Power Line (150kHz-30MHz), Radiated Emissions which fall in the restricted bands and Radiated Spurious Emissions were fully retested on model 504T and shown the data in this report.



Unless otherwise agreed in writing, this document is issued by the Company subject to its General Conditions of Service printed overleaf, available on request or accessible at <http://www.sgs.com/en/Terms-and-Conditions.aspx> and, for electronic format documents, subject to Terms and Conditions for Electronic Documents at <http://www.sgs.com/en/Terms-and-Conditions/Terms-e-Documents.aspx>. Attention is drawn to the limitation of liability, indemnification and jurisdiction issues defined therein. Any holder of this document is advised that information contained hereon reflects the Company's findings at the time of its intervention only and within the limits of Client's instructions, if any. The Company's sole responsibility is to its Client and this document does not exonerate parties to a transaction from exercising all their rights and obligations under the transaction documents. This document cannot be reproduced except in full, without prior written approval of the Company. Any unauthorized alteration, forgery or falsification of the content or appearance of this document is unlawful and offenders may be prosecuted to the fullest extent of the law. Unless otherwise stated the results shown in this test report refer only to the sample(s) tested and such sample(s) are retained for 30 days only.

Attention: To check the authenticity of testing / inspection report & certificate, please contact us at telephone: (86-755) 83071443, or email: CN.Doccheck@sgs.com
No.1 Workshop, M-10, Middle Section, Science & Technology Park, Shenzhen, China 518057 t (86-755) 26012053 f (86-755) 26710594 www.sgs.com.cn
中国·深圳·科技园中区M-10栋一号厂房 邮编: 518057 t (86-755) 26012053 f (86-755) 26710594 sgs.china@sgs.com

3 Contents

	Page
1 COVER PAGE	1
2 TEST SUMMARY	3
3 CONTENTS	4
4 GENERAL INFORMATION	5
4.1 DETAILS OF E.U.T.	5
4.2 DESCRIPTION OF SUPPORT UNITS	5
4.3 MEASUREMENT UNCERTAINTY	6
4.4 TEST LOCATION.....	7
4.5 TEST FACILITY.....	7
4.6 DEVIATION FROM STANDARDS.....	7
4.7 ABNORMALITIES FROM STANDARD CONDITIONS	7
5 EQUIPMENT LIST	8
6 RADIO SPECTRUM TECHNICAL REQUIREMENT	10
6.1 ANTENNA REQUIREMENT	10
6.1.1 Test Requirement:	10
7 RADIO SPECTRUM MATTER TEST RESULTS	11
7.1 RADIATED EMISSIONS WHICH FALL IN THE RESTRICTED BANDS	11
7.1.1 E.U.T. Operation	11
7.1.2 Test Mode Description	11
7.1.3 Test Setup Diagram	12
7.1.4 Measurement Procedure and Data.....	13
7.2 RADIATED SPURIOUS EMISSIONS	110
7.2.1 E.U.T. Operation	110
7.2.2 Test Mode Description	110
7.2.3 Test Setup Diagram	111
7.2.4 Measurement Procedure and Data.....	112
8 EMISSION TEST RESULTS	175
8.1 CONDUCTED EMISSIONS AT AC POWER LINE (150KHZ-30MHZ).....	175
8.1.1 E.U.T. Operation	175
8.1.2 Test Mode Description	175
8.1.3 Test Setup Diagram	176
8.1.4 Measurement Procedure and Data.....	176
9 TEST SETUP PHOTO	179
10 EUT CONSTRUCTIONAL DETAILS (EUT PHOTOS)	179



Unless otherwise agreed in writing, this document is issued by the Company subject to its General Conditions of Service printed overleaf, available on request or accessible at <http://www.sgs.com/en/Terms-and-Conditions.aspx> and, for electronic format documents, subject to Terms and Conditions for Electronic Documents at <http://www.sgs.com/en/Terms-and-Conditions/Terms-e-Documents.aspx>. Attention is drawn to the limitation of liability, indemnification and jurisdiction issues defined therein. Any holder of this document is advised that information contained hereon reflects the Company's findings at the time of its intervention only and within the limits of Client's instructions, if any. The Company's sole responsibility is to its Client and this document does not exonerate parties to a transaction from exercising all their rights and obligations under the transaction documents. This document cannot be reproduced except in full, without prior written approval of the Company. Any unauthorized alteration, forgery or falsification of the content or appearance of this document is unlawful and offenders may be prosecuted to the fullest extent of the law. Unless otherwise stated the results shown in this test report refer only to the sample(s) tested and such sample(s) are retained for 30 days only.

Attention: To check the authenticity of testing / inspection report & certificate, please contact us at telephone: (86-755) 8307 1443, or email: CN.Doccheck@sgs.com

SGS-CSTC Standards Technical Services Co., Ltd.
Shenzhen Branch

No.1 Workshop, M-10, Middle Section, Science & Technology Park, Shenzhen, China 518057 t (86-755) 26012053 f (86-755) 26710594 www.sgsgroup.com.cn
中国·深圳·科技园中区M-10栋一号厂房 邮编: 518057 t (86-755) 26012053 f (86-755) 26710594 sgs.china@sgs.com

4 General Information

4.1 Details of E.U.T.

Power supply:	AC Adapter Model: EM11011M-190 Input: AC 100-240V, 2.0~1.0A, 50/60Hz Output: DC 19V, 6.31A, 120W Li-ion Rechargeable Battery Pack Model: ACC-006-591 3INR19/66-3 DC:10.9V 8250mAh/90Wh Rated Capacity: 8250mAh Charge Current: 3.0A Max Nominal Voltage: 10.9V Charge Voltage: 12.3V Max
Test voltage:	AC 120V, 60Hz or AC 230V, 50Hz Note: Both nominal AC 120V, 60Hz and AC 240 V, 50Hz are required for testing in accordance with FCC KDB174176, this report only shows the results of the worst test result(AC 120V, 60Hz);
Port:	DC-out(Optional) ports, Audio jack ports, DC-in ports, Ethernet ports, COM ports, HDMI ports, USB ports, Power buttons, Function buttons, LED reading light, Battery packs(Optional)
Cable(s):	DC cable:114cm with a ferrite core
Internal Source:	More than 108MHz
Sample Type:	Fixed device
Operation Frequency:	802.11b/g/n/ax(HT20): 2412MHz to 2472MHz 802.11n/ax(HT40): 2422MHz to 2462MHz
Modulation Type:	802.11b: DSSS (CCK, DQPSK, DBPSK) 802.11g: OFDM (BPSK, QPSK, 16QAM, 64QAM) 802.11n(HT20 and HT40): OFDM (BPSK, QPSK, 16QAM, 64QAM) 802.11ax(HT20 and HT40): OFDM (BPSK, QPSK, 16QAM, 64QAM, 256QAM, 1024QAM)
Channel Numbers:	802.11b/g, 802.11n/ax HT20: 13 Channels 802.11n/ax HT40: 9 Channels
Antenna Type:	PIFA Antenna
Antenna Gain:	Antenna1: 2.4dBi, Antenna2: 2.9dBi Note: MIMO for 802.11n/ax.

4.2 Description of Support Units

Description	Manufacturer	Model No.	Serial No.
The EUT has been tested as an independent unit.			



4.3 Measurement Uncertainty

Test Item	Measurement Uncertainty
Conducted Emissions at AC Power Line (150kHz-30MHz)	$\pm 3.0\text{dB}$ (150kHz to 30MHz)
Radiated Emissions which fall in the restricted bands	$\pm 4.5\text{dB}$ (Below 1GHz); $\pm 4.8\text{dB}$ (Above 1GHz)
Radiated Spurious Emissions	$\pm 4.5\text{dB}$ (Below 1GHz); $\pm 4.8\text{dB}$ (Above 1GHz)



Unless otherwise agreed in writing, this document is issued by the Company subject to its General Conditions of Service printed overleaf, available on request or accessible at <http://www.sgs.com/en/Terms-and-Conditions.aspx> and, for electronic format documents, subject to Terms and Conditions for Electronic Documents at <http://www.sgs.com/en/Terms-and-Conditions/Terms-e-Documents.aspx>. Attention is drawn to the limitation of liability, indemnification and jurisdiction issues defined therein. Any holder of this document is advised that information contained hereon reflects the Company's findings at the time of its intervention only and within the limits of Client's instructions, if any. The Company's sole responsibility is to its Client and this document does not exonerate parties to a transaction from exercising all their rights and obligations under the transaction documents. This document cannot be reproduced except in full, without prior written approval of the Company. Any unauthorized alteration, forgery or falsification of the content or appearance of this document is unlawful and offenders may be prosecuted to the fullest extent of the law. Unless otherwise stated the results shown in this test report refer only to the sample(s) tested and such sample(s) are retained for 30 days only.

Attention: To check the authenticity of testing / inspection report & certificate, please contact us at telephone: (86-755) 8307 1443, or email: CN.Doccheck@sgs.com

SGS-CSTC Standards Technical Services Co., Ltd.
Shenzhen Branch (CMA, CNAS, ILAC Laboratory)

No.1 Workshop, M-10, Middle Section, Science & Technology Park, Shenzhen, China 518057 t (86-755) 26012053 f (86-755) 26710594 www.sgsgroup.com.cn
中国·深圳·科技园中区M-10栋一号厂房 邮编: 518057 t (86-755) 26012053 f (86-755) 26710594 sgs.china@sgs.com

4.4 Test Location

All tests were performed at:

SGS-CSTC Standards Technical Services Co., Ltd., Shenzhen Branch

No. 1 Workshop, M-10, Middle Section, Science & Technology Park, Shenzhen, Guangdong, China. 518057.

Tel: +86 755 2601 2053 Fax: +86 755 2671 0594

No tests were sub-contracted.

4.5 Test Facility

The test facility is recognized, certified, or accredited by the following organizations:

- **A2LA (Certificate No. 3816.01)**

SGS-CSTC Standards Technical Services Co., Ltd., Shenzhen EMC Laboratory is accredited by the American Association for Laboratory Accreditation(A2LA). Certificate No. 3816.01.

- **VCCI**

The 3m Fully-anechoic chamber for above 1GHz, 10m Semi-anechoic chamber for below 1GHz, Shielded Room for Mains Port Conducted Interference Measurement and Telecommunication Port Conducted Interference Measurement of SGS-CSTC Standards Technical Services Co., Ltd. have been registered in accordance with the Regulations for Voluntary Control Measures with Registration No.: G-20026, R-14188, C-12383 and T-11153 respectively.

- **FCC –Designation Number: CN1178**

SGS-CSTC Standards Technical Services Co., Ltd., Shenzhen EMC Laboratory has been recognized as an accredited testing laboratory.

Designation Number: CN1178. Test Firm Registration Number: 406779.

- **Innovation, Science and Economic Development Canada**

SGS-CSTC Standards Technical Services Co., Ltd., Shenzhen EMC Laboratory has been recognized by ISED as an accredited testing laboratory.

CAB identifier: CN0006.

IC#: 4620C.

4.6 Deviation from Standards

None

4.7 Abnormalities from Standard Conditions

None



Unless otherwise agreed in writing, this document is issued by the Company subject to its General Conditions of Service printed overleaf, available on request or accessible at <http://www.sgs.com/en/Terms-and-Conditions.aspx> and, for electronic format documents, subject to Terms and Conditions for Electronic Documents at <http://www.sgs.com/en/Terms-and-Conditions/Terms-e-Documents.aspx>. Attention is drawn to the limitation of liability, indemnification and jurisdiction issues defined therein. Any holder of this document is advised that information contained hereon reflects the Company's findings at the time of its intervention only and within the limits of Client's instructions, if any. The Company's sole responsibility is to its Client and this document does not exonerate parties to a transaction from exercising all their rights and obligations under the transaction documents. This document cannot be reproduced except in full, without prior written approval of the Company. Any unauthorized alteration, forgery or falsification of the content or appearance of this document is unlawful and offenders may be prosecuted to the fullest extent of the law. Unless otherwise stated the results shown in this test report refer only to the sample(s) tested and such sample(s) are retained for 30 days only.
Attention: To check the authenticity of testing / inspection report & certificate, please contact us at telephone: (86-755) 8307 1443, or email: CN.Doccheck@sgs.com

SGS-CSTC Standards Technical Services Co., Ltd.
Shenzhen Branch EMC Laboratory

No.1 Workshop, M-10, Middle Section, Science & Technology Park, Shenzhen, China 518057 t (86-755) 26012053 f (86-755) 26710594 www.sgsgroup.com.cn
中国·深圳·科技园中区M-10栋一号厂房 邮编: 518057 t (86-755) 26012053 f (86-755) 26710594 sgs.china@sgs.com

5 Equipment List

Conducted Emissions at AC Power Line (150kHz-30MHz)					
Equipment	Manufacturer	Model No	Inventory No	Cal Date	Cal Due Date
Shielding Room	ZhongYu Electron	GB-88	SEM001-06	2019-06-13	2022-06-12
EMI Test Receiver	Rohde&Schwarz	ESCI	SEM004-02	2020-03-24	2021-03-23
Measurement Software	AUDIX	e3 V8.2014-6-27	N/A	N/A	N/A
Coaxial Cable	SGS	N/A	SEM024-01	2020-07-10	2021-07-09
LISN	Rohde&Schwarz	ENV216	SEM007-01	2020-09-23	2021-09-22
LISN	ETS-LINDGREN	3816/2	SEM007-02	2020-04-01	2021-03-31

RE in Chamber					
Test Equipment	Manufacturer	Model No.	Inventory No.	Cal. Date	Cal. Due date
3m Semi-Anechoic Chamber	ETS-LINDGREN	N/A	SEM001-01	2020-07-19	2023-07-18
MXE EMI receiver(3Hz-3.6GHz)	KEYSIGHT	N9038A	SEM004-15	2020-11-02	2021-11-01
BiConiLog Antenna (26-3000MHz)	ETS-LINDGREN	3142C	SEM003-02	2019-05-24	2022-05-23
Pre-amplifier (0.1-1300MHz)	Agilent Technologies	8447D	SEM005-01	2020-04-01	2021-03-31
Measurement Software	AUDIX	e3 V8.2014-6-27	N/A	N/A	N/A
Coaxial Cable	SGS	N/A	SEM025-01	2020-07-10	2021-07-09

Radiated Spurious Emissions					
Equipment	Manufacturer	Model No	Inventory No	Cal Date	Cal Due Date
3m Semi-Anechoic Chamber	AUDIX	N/A	SEM001-02	2018-03-13	2021-03-12
EXA Signal Analyzer	Agilent Technologies Inc	N9010A	SEM004-12	2020-04-09	2021-04-08
Horn Antenna	Rohde&Schwarz	HF907	SEM003-07	2018-04-13	2021-04-12
Pre-Amplifier	Compliance Directions Systems Inc.	PAP-0126	SEM004-11	2020-09-23	2021-09-22
Measurement Software	AUDIX	e3 V8.2014-6-27	N/A	N/A	N/A
Coaxial Cable	SGS	N/A	SEM026-01	2020-07-10	2021-07-09
Horn Antenna	Schwarzbeck	BBHA 9170	SEM003-15	2020-11-14	2023-11-13
Pre-Amplifier	Compliance Directions Systems Inc.	PAP-2640-50	SEM005-08	2020-04-01	2021-03-31



Unless otherwise agreed in writing, this document is issued by the Company subject to its General Conditions of Service printed overleaf available on request or accessible at <http://www.sgs.com/en/Terms-and-Conditions.aspx> and, for electronic format documents, subject to Terms and Conditions for Electronic Documents at <http://www.sgs.com/en/Terms-and-Conditions/Terms-e-Documents.aspx>. Attention is drawn to the limitation of liability, indemnification and jurisdiction issues defined therein. Any holder of this document is advised that information contained hereon reflects the Company's findings at the time of its intervention only and within the limits of Client's instructions, if any. The Company's sole responsibility is to its Client. This document does not generate parties to a contract and is not intended to constitute an offer, recommendation, solicitation or any other financial product or service, and is provided, except in full, without prior written approval of the Company. Any unauthorized alteration, forgery or falsification of the content or appearance of this document is unlawful and offenders may be prosecuted to the fullest extent of the law. Unless otherwise stated the results shown in this test report refer only to the sample(s) tested and such sample(s) are retained for 30 days only.

For further information, check the validity of testing / inspection report & certificate, please contact us at telephone: (86-755) 8307 1443, at email: CN.Doechert@sgs.com

SGS-CSTC Standards Technical Services Co., Ltd.
Shenzhen Branch Testing Center (E.C. Laboratory)

中国·深圳·科技园中区M-10栋一号厂房 邮编: 518057 t (86-755) 26012053 f (86-755) 26710594 sgs.china@sgs.com

Radiated Emissions which fall in the restricted bands					
Equipment	Manufacturer	Model No	Inventory No	Cal Date	Cal Due Date
3m Semi-Anechoic Chamber	AUDIX	N/A	SEM001-02	2018-03-13	2021-03-12
EXA Signal Analyzer	Agilent Technologies Inc	N9010A	SEM004-12	2020-04-09	2021-04-08
Horn Antenna	Rohde&Schwarz	HF907	SEM003-07	2018-04-13	2021-04-12
Pre-Amplifier	Compliance Directions Systems Inc.	PAP-0126	SEM004-11	2020-09-23	2021-09-22
Measurement Software	AUDIX	e3 V8.2014-6-27	N/A	N/A	N/A
Coaxial Cable	SGS	N/A	SEM026-01	2020-07-10	2021-07-09
Horn Antenna	Schwarzbeck	BBHA 9170	SEM003-15	2020-11-14	2023-11-13
Pre-Amplifier	Compliance Directions Systems Inc.	PAP-2640-50	SEM005-08	2020-04-01	2021-03-31

General used equipment					
Equipment	Manufacturer	Model No	Inventory No	Cal Date	Cal Due Date
Humidity/ Temperature Indicator	Shanghai Meteorological Industry Factory	ZJ1-2B	SEM002-04	2020-09-15	2021-09-14
Humidity/ Temperature Indicator	Mingle	N/A	SEM002-08	2020-09-15	2021-09-14
Barometer	Changchun Meteorological Industry Factory	DYM3	SEM002-01	2020-04-07	2021-04-06



6 Radio Spectrum Technical Requirement

6.1 Antenna Requirement

6.1.1 Test Requirement:

47 CFR Part 15, Subpart C 15.203 & 15.247(b)(4)

Limit:

Standard Requirement:

An intentional radiator shall be designed to ensure that no antenna other than that furnished by the responsible party shall be used with the device. The use of a permanently attached antenna or of an antenna that uses a unique coupling to the intentional radiator, the manufacturer may design the unit so that a broken antenna can be replaced by the user, but the use of a standard antenna jack or electrical connector is prohibited.

15.247(b) (4) requirement:

The conducted output power limit specified in paragraph (b) of this section is based on the use of antennas with directional gains that do not exceed 6 dBi. Except as shown in paragraph (c) of this section, if transmitting antennas of directional gain greater than 6 dBi are used, the conducted output power from the intentional radiator shall be reduced below the stated values in paragraphs (b)(1), (b)(2), and (b)(3) of this section, as appropriate, by the amount in dB that the directional gain of the antenna exceeds 6 dBi.

EUT Antenna:

The antenna is integrated on the main PCB and no consideration of replacement. The best case gain of the antenna1 is 2.3dBi, antenna2 is 2.9dBi.

Antenna location: Refer to Internal photos.



7 Radio Spectrum Matter Test Results

7.1 Radiated Emissions which fall in the restricted bands

Test Requirement 47 CFR Part 15, Subpart C 15.205 & 15.209
Test Method: ANSI C63.10 (2013) Section 6.10.5
Limit:

Frequency(MHz)	Field strength(microvolts/meter)	Measurement distance(meters)
0.009-0.490	2400/F(kHz)	300
0.490-1.705	24000/F(kHz)	30
1.705-30.0	30	30
30-88	100	3
88-216	150	3
216-960	200	3
Above 960	500	3

Remark: The emission limits shown in the above table are based on measurements employing a CISPR quasi-peak detector except for the frequency bands 9-90kHz, 110-490kHz and above 1000 MHz. Radiated emission limits in these three bands are based on measurements employing an average detector, the peak field strength of any emission shall not exceed the maximum permitted average limits specified above by more than 20 dB under any condition of modulation.

7.1.1 E.U.T. Operation

Operating Environment:

Temperature: 22.6 °C Humidity: 52.8 % RH Atmospheric Pressure: 1010 mbar

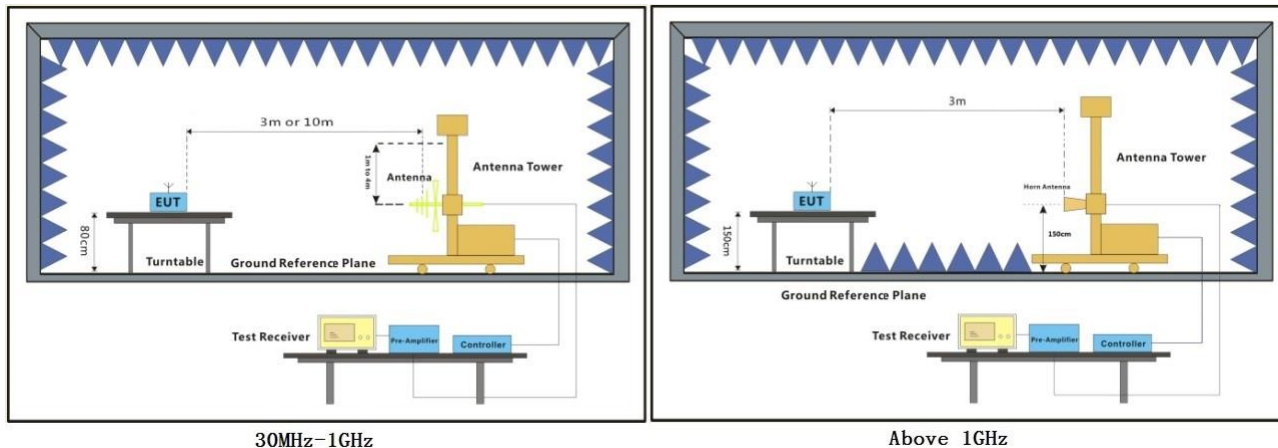
7.1.2 Test Mode Description

Pre-scan / Final test	Mode Code	Description
Pre-scan	18	TX mode_Keep the EUT in continuously transmitting mode with all modulation types. All data rates for each modulation type have been tested and found the data rate @ 1Mbps is the worst case of IEEE 802.11b; data rate @ 6Mbps is the worst case of IEEE 802.11g; data rate @ HT0/HT8 is the worst case of IEEE 802.11n(HT20); data rate @ HT0/HT8 is the worst case of IEEE 802.11n(HT40); data rate @ HE0 is the worst case of IEEE 802.11ax(HT20); data rate @ HE0 is the worst case of IEEE 802.11ax(HT40). Only the data of worst case is recorded in the report.
Final test	19	Charge + TX mode_Keep the EUT in charging and continuously transmitting mode with all modulation types. All data rates for each modulation type have been tested and found the data rate @ 1Mbps is the worst case of IEEE 802.11b; data rate @ 6Mbps is the worst case of IEEE 802.11g; data rate @ HT0/HT8 is the worst case of IEEE 802.11n(HT20); data rate @ HT0/HT8 is the worst case of IEEE 802.11n(HT40); data rate @ HE0 is the worst case of IEEE 802.11ax(HT20); data rate @ HE0 is the worst case of IEEE 802.11ax(HT40). Only the data of worst case is recorded in the report.



Unless otherwise agreed in writing, this document is issued by the Company subject to its General Conditions of Service printed overleaf, available on request or accessible at <http://www.sgs.com/en/Terms-and-Conditions.aspx> and, for electronic format documents, subject to Terms and Conditions for Electronic Documents at <http://www.sgs.com/en/Terms-and-Conditions/Terms-e-Documents.aspx>. Attention is drawn to the limitation of liability, indemnification and jurisdiction issues defined therein. Any holder of this document is advised that information contained hereon reflects the Company's findings at the time of its intervention only and within the limits of Client's instructions, if any. The Company's sole responsibility is to its Client and this document does not exonerate parties to a transaction from exercising all their rights and obligations under the transaction documents. This document cannot be reproduced except in full, without prior written approval of the Company. Any unauthorized alteration, forgery or falsification of the content or appearance of this document is unlawful and offenders may be prosecuted to the fullest extent of the law. Unless otherwise stated the results shown in this test report refer only to the sample(s) tested and such sample(s) are retained for 30 days only.
Attention: To check the authenticity of testing / inspection report & certificate, please contact us at telephone: (86-755) 8307 1443, or email: CN.Doccheck@sgs.com
No.1 Workshop, M-10, Middle Section, Science & Technology Park, Shenzhen, China 518057 t (86-755) 26012053 f (86-755) 26710594 www.sgsgroup.com.cn
中国·深圳·科技园中区M-10栋一号厂房 邮编: 518057 t (86-755) 26012053 f (86-755) 26710594 sgs.china@sgs.com

7.1.3 Test Setup Diagram



7.1.4 Measurement Procedure and Data

- a. For below 1GHz, the EUT was placed on the top of a rotating table 0.8 meters above the ground at a 3 or 10 meter semi-anechoic chamber. The table was rotated 360 degrees to determine the position of the highest radiation.
- b. For above 1GHz, the EUT was placed on the top of a rotating table 1.5 meters above the ground at a 3 meter fully-anechoic chamber. The table was rotated 360 degrees to determine the position of the highest radiation.
- c. The EUT was set 3 or 10 meters away from the interference-receiving antenna, which was mounted on the top of a variable-height antenna tower.
- d. The antenna height is varied from one meter to four meters above the ground to determine the maximum value of the field strength. Both horizontal and vertical polarizations of the antenna are set to make the measurement.
- e. For each suspected emission, the EUT was arranged to its worst case and then the antenna was tuned to heights from 1 meter to 4 meters (for the test frequency of below 30MHz, the antenna was tuned to heights 1 meter) and the rotatable table was turned from 0 degrees to 360 degrees to find the maximum reading.
- f. The test-receiver system was set to Peak Detect Function and Specified Bandwidth with Maximum Hold Mode.
- g. If the emission level of the EUT in peak mode was 10dB lower than the limit specified, then testing could be stopped and the peak values of the EUT would be reported. Otherwise the emissions that did not have 10dB margin would be re-tested one by one using peak, quasi-peak or average method as specified and then reported in a data sheet.
- h. Test the EUT in the lowest channel, the middle channel, the Highest channel.
- i. The radiation measurements are performed in X, Y, Z axis positioning for Transmitting mode, and found the X axis positioning which it is the worst case.
- j. Repeat above procedures until all frequencies measured was complete.

Remark 1: Level= Read Level+ Cable Loss+ Antenna Factor- Preamp Factor

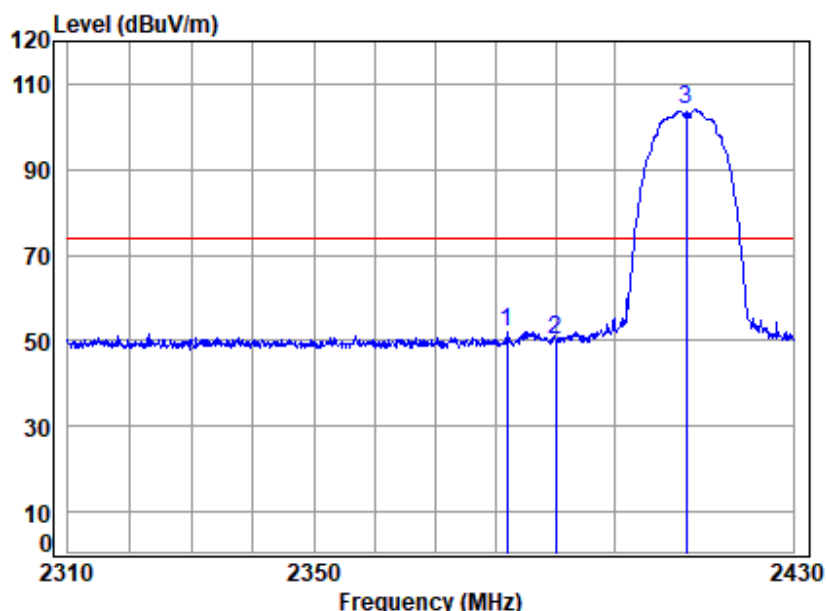
Remark 2: For frequencies above 1GHz, the field strength limits are based on average limits. However, the peak field strength of any emission shall not exceed the maximum permitted average limits specified above by more than 20 dB under any condition of modulation. For the emissions whose peak level is lower than the average limit, only the peak measurement is shown in the report.

Remark 3: Pretest the EUT at antenna 1 and antenna 2, found the antenna 1 which is worst case for 802.11b/g mode;

Pretest the EUT at antenna 1, antenna 2 and MIMO mode, found the MIMO mode which is worst case for 802.11n HT20 and 802.11n HT40 mode;

So, Only the worst test data is recorded in the report.

Test Mode: 19; Polarity: Horizontal; Modulation:802.11b; Bandwidth:20MHz; Channel:Low

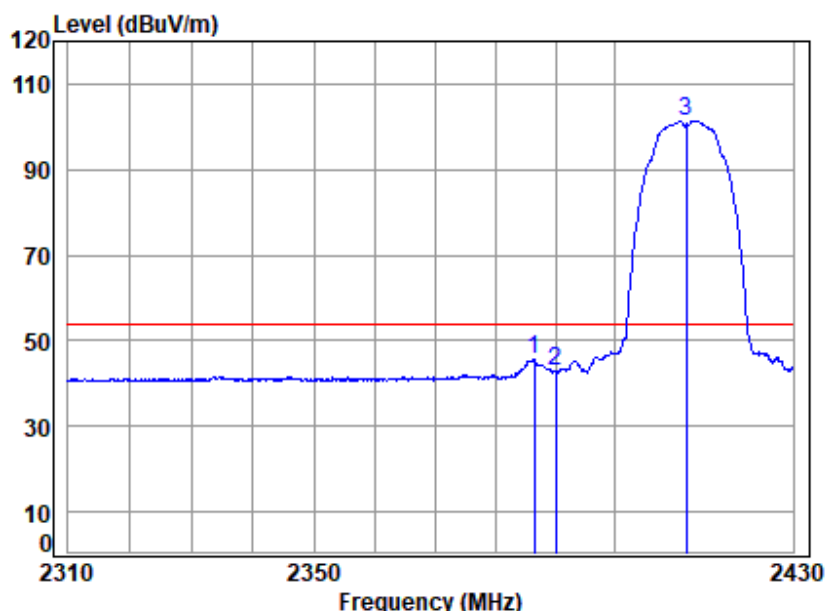


Site : chamber
Condition: 3m HORIZONTAL
Job No : 01383CR
Mode : 2412 Band edge
Note : WIFI 2.4G 11B

	Freq	Cable Loss	Ant Factor	Preamplifier Factor	Read Level	Level	Limit Line	Over Limit	Remark
	MHz	dB	dB/m	dB	dBuV	dBuV/m	dBuV/m	dB	
1	2381.873	4.33	28.50	40.42	59.72	52.13	74.00	-21.87	peak
2	2390.000	4.34	28.52	40.42	57.77	50.21	74.00	-23.79	peak
3 *	2412.000	4.38	28.56	40.43	111.42	103.93	74.00	29.93	peak



Test Mode: 19; Polarity: Horizontal; Modulation:802.11b; Bandwidth:20MHz; Channel:Low

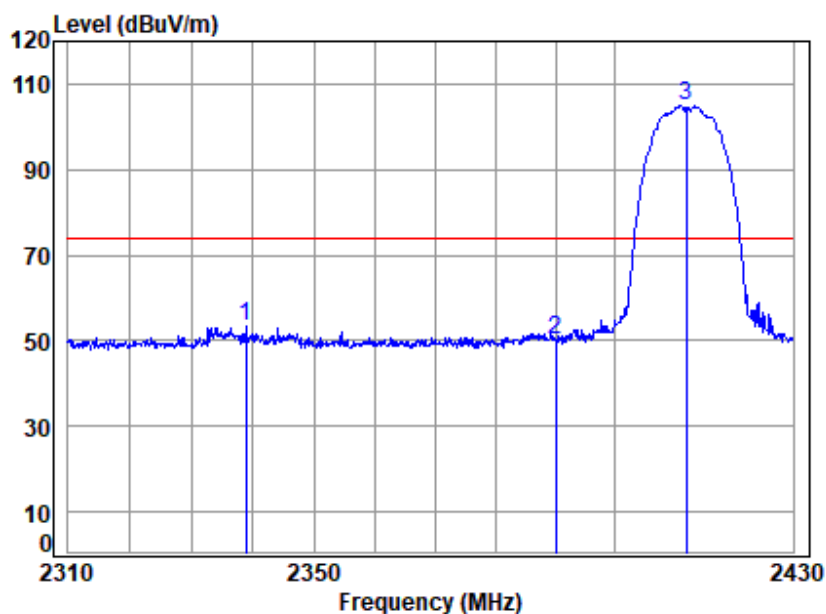


Site : chamber
Condition: 3m HORIZONTAL
Job No : 01383CR
Mode : 2412 Band edge
Note : WIFI 2.4G 11B

	Freq	Cable Loss	Ant Factor	Preamplifier Factor	Read Level	Level	Limit Line	Over Limit	Remark
	MHz	dB	dB/m	dB	dBuV	dBuV/m	dBuV/m	dB	
1	2386.461	4.34	28.51	40.42	53.18	45.61	54.00	-8.39	Average
2	2390.000	4.34	28.52	40.42	50.25	42.69	54.00	-11.31	Average
3 *	2412.000	4.38	28.56	40.43	108.94	101.45	54.00	47.45	Average



Test Mode: 19; Polarity: Vertical; Modulation:802.11b; Bandwidth:20MHz; Channel:Low

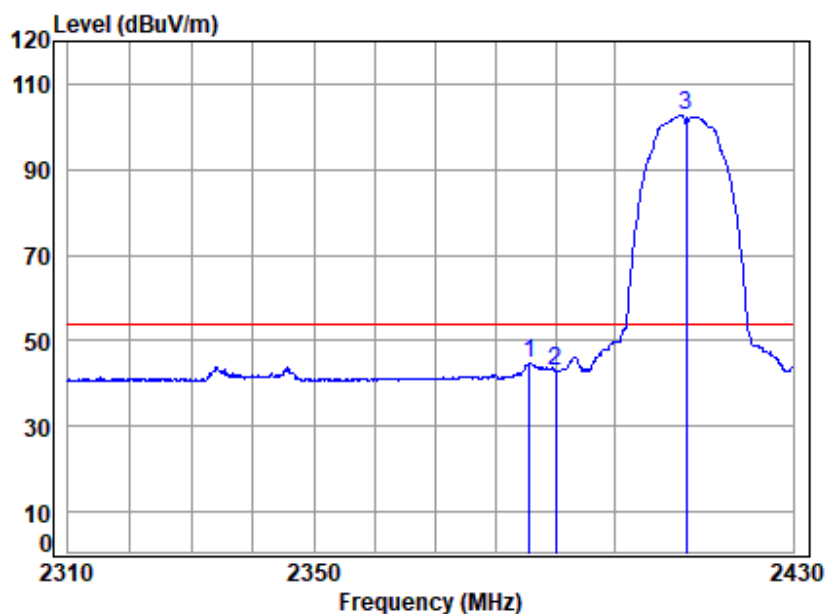


Site : chamber
Condition: 3m VERTICAL
Job No : 01383CR
Mode : 2412 Band edge
Note : WIFI 2.4G 11B

	Freq	Cable Loss	Ant Factor	Preamplifier Factor	Read Level	Level	Limit Line	Over Limit	Remark
	MHz	dB	dB/m	dB	dBuV	dBuV/m	dBuV/m	dB	
1	2338.840	4.26	28.43	40.39	61.08	53.38	74.00	-20.62	Peak
2	2390.000	4.34	28.52	40.42	57.76	50.20	74.00	-23.80	Peak
3 *	2412.000	4.38	28.56	40.43	112.27	104.78	74.00	30.78	Peak



Test Mode: 19; Polarity: Vertical; Modulation:802.11b; Bandwidth:20MHz; Channel:Low

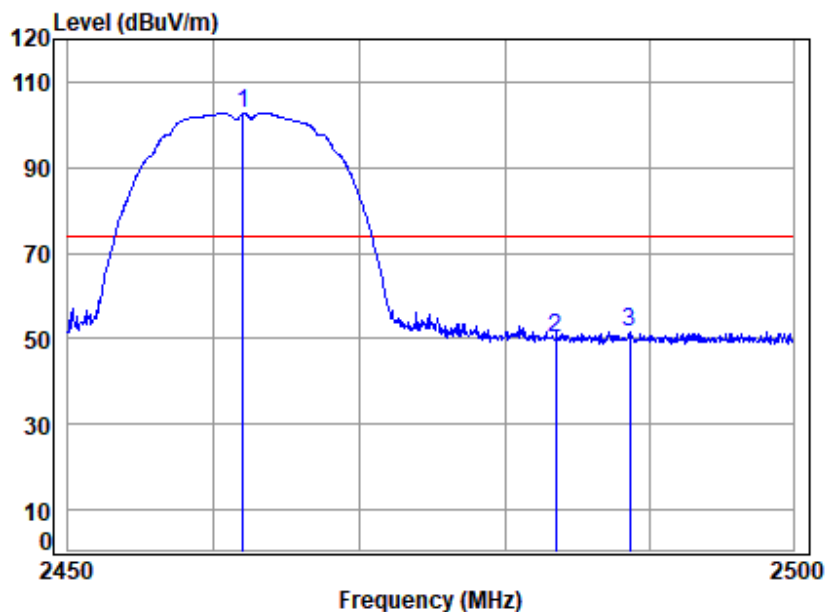


Site : chamber
Condition: 3m VERTICAL
Job No : 01383CR
Mode : 2412 Band edge
Note : WIFI 2.4G 11B

	Freq	Cable Loss	Ant Factor	Preamplifier Factor	Read Level	Level	Limit Line	Over Limit	Remark
	MHz	dB	dB/m	dB	dBuV	dBuV/m	dBuV/m	dB	
1	2385.615	4.34	28.51	40.42	52.37	44.80	54.00	-9.20	Average
2	2390.000	4.34	28.52	40.42	50.41	42.85	54.00	-11.15	Average
3 *	2412.000	4.38	28.56	40.43	110.05	102.56	54.00	48.56	Average



Test Mode: 19; Polarity: Horizontal; Modulation:802.11b; Bandwidth:20MHz; Channel:11

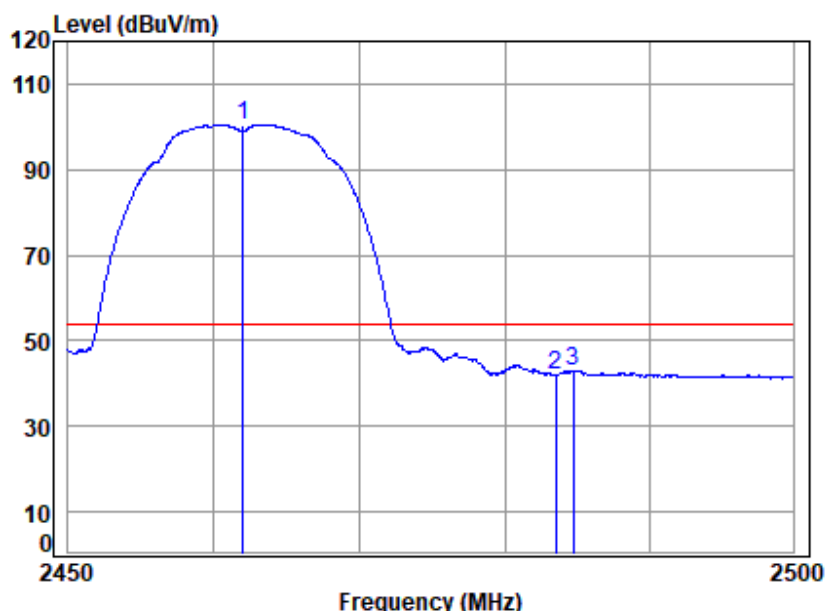


Site : chamber
Condition: 3m HORIZONTAL
Job No : 01383CR
Mode : 2462 Band edge
Note : WIFI 2.4G 11B

	Freq	Cable Loss	Ant Factor	Preamplifier Factor	Read Level	Level	Limit Line	Over Limit	Remark
	MHz	dB	dB/m	dB	dBuV	dBuV/m	dBuV/m	dB	
1 *	2462.000	4.46	28.64	40.46	110.18	102.82	74.00	28.82	peak
2	2483.500	4.49	28.67	40.47	57.34	50.03	74.00	-23.97	peak
3	2488.662	4.50	28.68	40.47	58.98	51.69	74.00	-22.31	peak



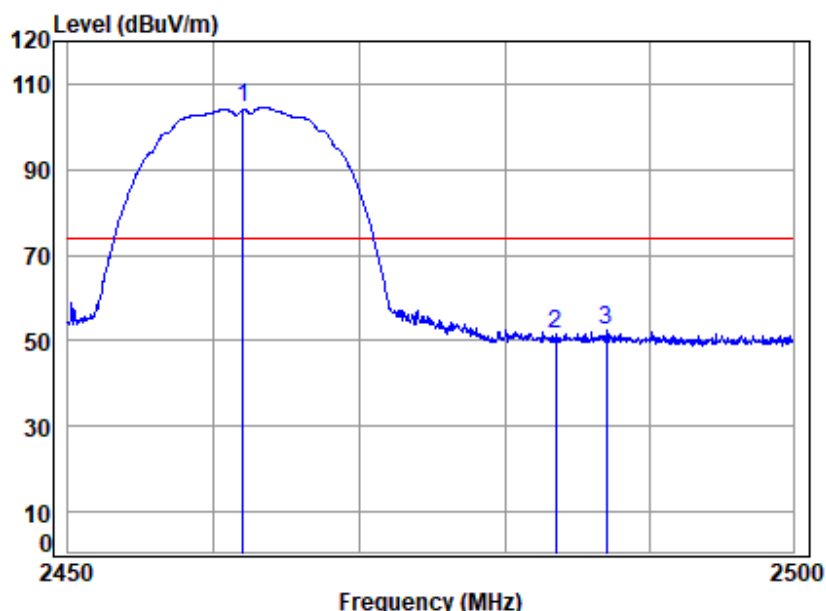
Test Mode: 19; Polarity: Horizontal; Modulation:802.11b; Bandwidth:20MHz; Channel:11



Site : chamber
Condition: 3m HORIZONTAL
Job No : 01383CR
Mode : 2462 Band edge
Note : WIFI 2.4G 11B

	Freq	Cable Loss	Ant Factor	Preamplifier Factor	Read Level	Level	Limit Line	Over Limit	Remark
	MHz	dB	dB/m	dB	dBuV	dBuV/m	dBuV/m	dB	
1 *	2462.000	4.46	28.64	40.46	107.89	100.53	54.00	46.53	Average
2	2483.500	4.49	28.67	40.47	49.29	41.98	54.00	-12.02	Average
3	2484.743	4.50	28.68	40.47	50.32	43.03	54.00	-10.97	Average

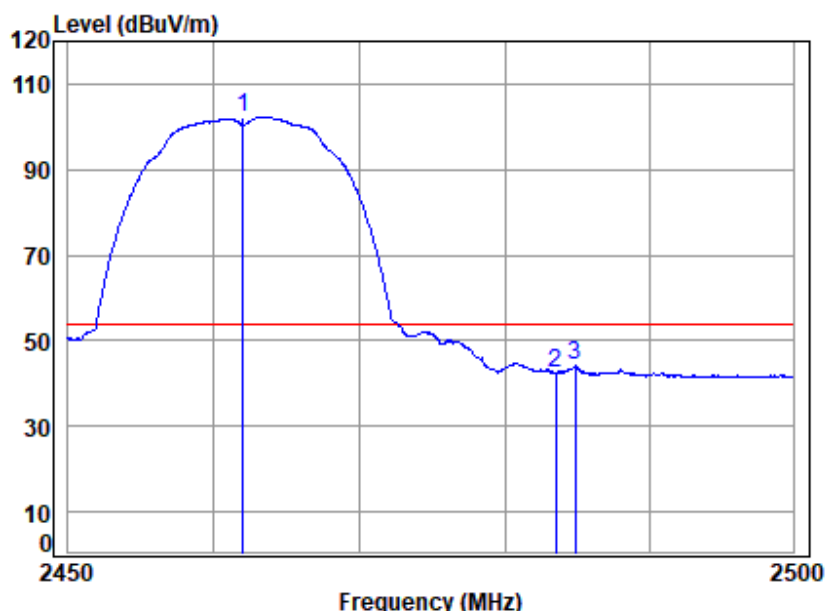
Test Mode: 19; Polarity: Vertical; Modulation:802.11b; Bandwidth:20MHz; Channel:11



Site : chamber
Condition: 3m VERTICAL
Job No : 01383CR
Mode : 2462 Band edge
Note : WIFI 2.4G 11B

	Freq	Cable Loss	Ant Factor	Preamplifier Factor	Read Level	Level	Limit Line	Over Limit	Remark
	MHz	dB	dB/m	dB	dBuV	dBuV/m	dBuV/m	dB	
1 *	2462.000	4.46	28.64	40.46	111.81	104.45	74.00	30.45	Peak
2	2483.500	4.49	28.67	40.47	58.66	51.35	74.00	-22.65	Peak
3	2487.053	4.50	28.68	40.47	59.54	52.25	74.00	-21.75	Peak

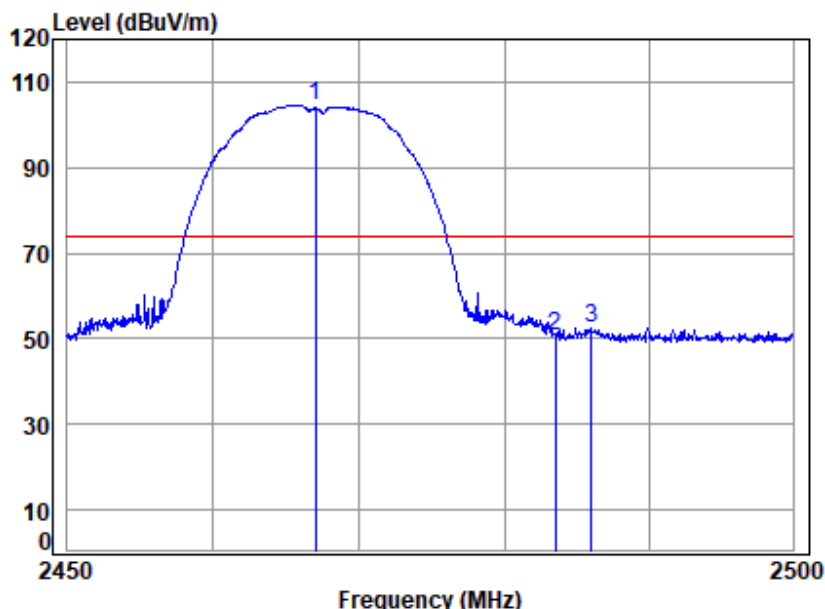
Test Mode: 19; Polarity: Vertical; Modulation:802.11b; Bandwidth:20MHz; Channel:11



Site : chamber
Condition: 3m VERTICAL
Job No : 01383CR
Mode : 2462 Band edge
Note : WIFI 2.4G 11B

	Freq	Cable Loss	Ant Factor	Preamplifier Factor	Read Level	Level	Limit Line	Over Limit	Remark
	MHz	dB	dB/m	dB	dBuV	dBuV/m	dBuV/m	dB	
1 *	2462.000	4.46	28.64	40.46	109.55	102.19	54.00	48.19	Average
2	2483.500	4.49	28.67	40.47	49.86	42.55	54.00	-11.45	Average
3	2484.894	4.50	28.68	40.47	51.37	44.08	54.00	-9.92	Average

Test Mode: 19; Polarity: Horizontal; Modulation:802.11b; Bandwidth:20MHz; Channel:12



Site : chamber
Condition: 3m HORIZONTAL
Job No : 01383CR
Mode : 2467 Band edge
Note : WIFI 2.4G 11B

	Freq	Cable Loss	Ant Factor	Preamplifier Factor	Read Level	Level	Limit Line	Over Limit	Remark
	MHz	dB	dB/m	dB	dBuV	dBuV/m	dBuV/m	dB	
1 *	2467.000	4.47	28.65	40.46	111.90	104.56	74.00	30.56	peak
2	2483.500	4.49	28.67	40.47	58.07	50.76	74.00	-23.24	peak
3	2485.999	4.50	28.68	40.47	59.83	52.54	74.00	-21.46	peak

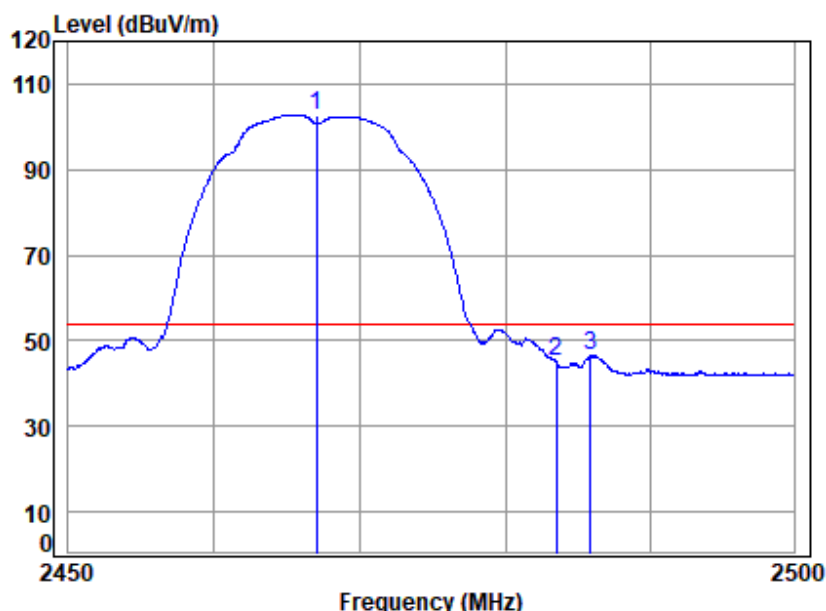


Unless otherwise agreed in writing, this document is issued by the Company subject to its General Conditions of Service printed overleaf, available on request or accessible at <http://www.sgs.com/en/Terms-and-Conditions.aspx> and, for electronic format documents, subject to Terms and Conditions for Electronic Documents at <http://www.sgs.com/en/Terms-and-Conditions/Terms-e-Documents.aspx>. Attention is drawn to the limitation of liability, indemnification and jurisdiction issues defined therein. Any holder of this document is advised that information contained hereon reflects the Company's findings at the time of its intervention only and within the limits of Client's instructions, if any. The Company's sole responsibility is to its Client and this document does not exonerate parties to a transaction from exercising all their rights and obligations under the transaction documents. This document cannot be reproduced except in full, without prior written approval of the Company. Any unauthorized alteration, forgery or falsification of the content or appearance of this document is unlawful and offenders may be prosecuted to the fullest extent of the law. Unless otherwise stated the results shown in this test report refer only to the sample(s) tested and such sample(s) are retained for 30 days only.
Attention: To check the authenticity of testing / inspection report & certificate, please contact us at telephone: (86-755) 8307 1443, or email: CN.Doccheck@sgs.com

SGS-CSTC Standards Technical Services Co., Ltd.
Shenzhen Branch

No.1 Workshop, M-10, Middle Section, Science & Technology Park, Shenzhen, China 518057 t (86-755) 26012053 f (86-755) 26710594 www.sgs.com.cn
中国·深圳·科技园中区M-10栋一号厂房 邮编: 518057 t (86-755) 26012053 f (86-755) 26710594 sgs.china@sgs.com

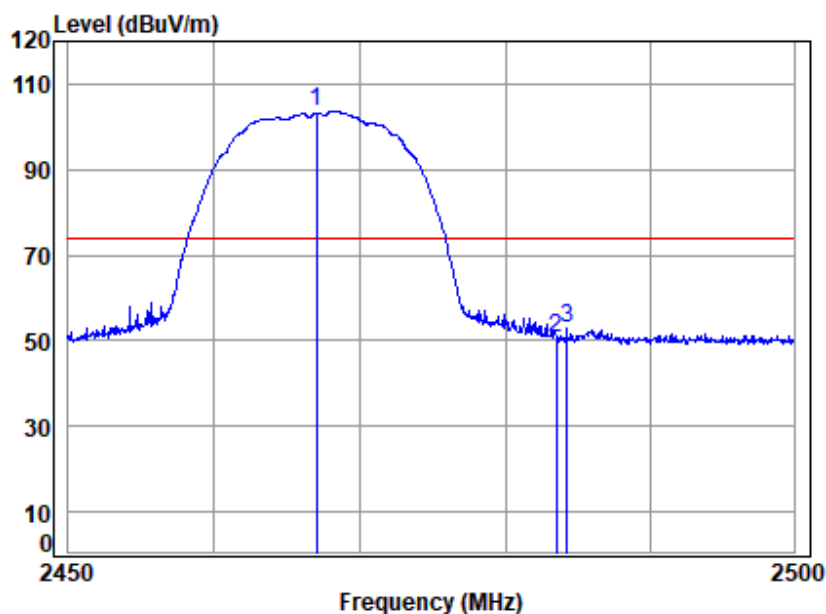
Test Mode: 19; Polarity: Horizontal; Modulation:802.11b; Bandwidth:20MHz; Channel:12



Site : chamber
Condition: 3m HORIZONTAL
Job No : 01383CR
Mode : 2467 Band edge
Note : WIFI 2.4G 11B

	Freq	Cable Loss	Ant Factor	Preamp Factor	Read Level	Level	Limit Line	Over Limit	Remark
	MHz	dB	dB/m	dB	dBuV	dBuV/m	dBuV/m	dB	
1 *	2467.000	4.47	28.65	40.46	110.03	102.69	54.00	48.69	Average
2	2483.500	4.49	28.67	40.47	52.51	45.20	54.00	-8.80	Average
3	2485.898	4.50	28.68	40.47	53.80	46.51	54.00	-7.49	Average

Test Mode: 19; Polarity: Vertical; Modulation:802.11b; Bandwidth:20MHz; Channel:12

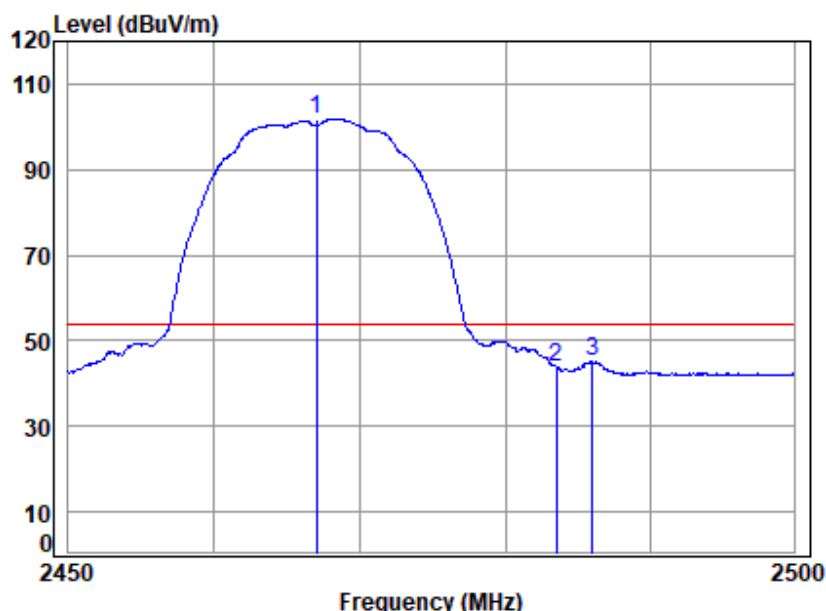


Site : chamber
Condition: 3m VERTICAL
Job No : 01383CR
Mode : 2467 Band edge
Note : WIFI 2.4G 11B

		Cable	Ant	Preamp	Read		Limit	Over	
	Freq	Loss	Factor	Factor	Level	Level	Line	Limit	Remark
	MHz	dB	dB/m	dB	dBuV	dBuV/m	dBuV/m	dB	
1 *	2467.000	4.47	28.65	40.46	111.02	103.68	74.00	29.68	Peak
2	2483.500	4.49	28.67	40.47	57.77	50.46	74.00	-23.54	Peak
3	2484.241	4.50	28.67	40.47	60.13	52.83	74.00	-21.17	Peak



Test Mode: 19; Polarity: Vertical; Modulation:802.11b; Bandwidth:20MHz; Channel:12

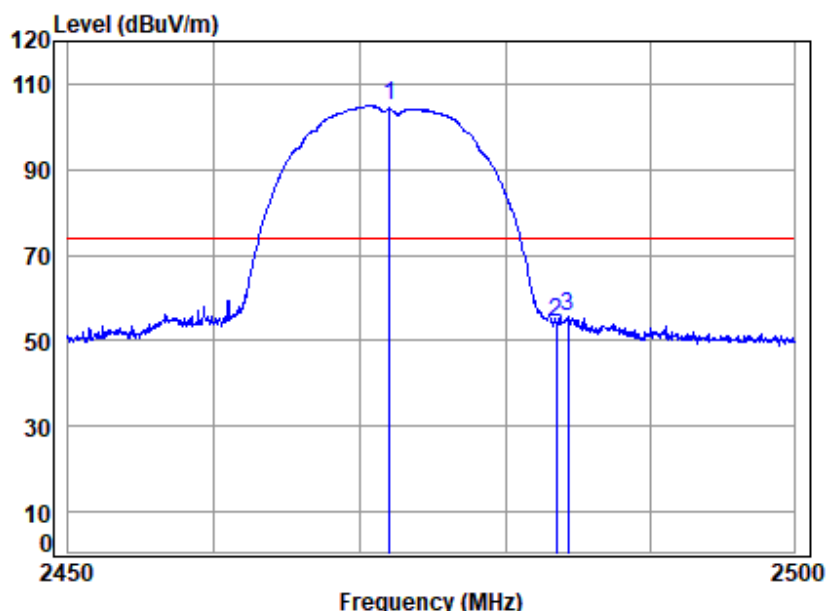


Site : chamber
Condition: 3m VERTICAL
Job No : 01383CR
Mode : 2467 Band edge
Note : WIFI 2.4G 11B

	Freq	Cable Loss	Ant Factor	Preamplifier Factor	Read Level	Level	Limit Line	Over Limit	Remark
	MHz	dB	dB/m	dB	dBuV	dBuV/m	dBuV/m	dB	
1 *	2467.000	4.47	28.65	40.46	109.13	101.79	54.00	47.79	Average
2	2483.500	4.49	28.67	40.47	51.23	43.92	54.00	-10.08	Average
3	2485.999	4.50	28.68	40.47	52.43	45.14	54.00	-8.86	Average



Test Mode: 19; Polarity: Horizontal; Modulation:802.11b; Bandwidth:20MHz; Channel:High



Site : chamber
Condition: 3m HORIZONTAL
Job No : 01383CR
Mode : 2472 Band edge
Note : WIFI 2.4G 11B

	Freq	Cable Loss	Ant Factor	Preamplifier Factor	Read Level	Level	Limit Line	Over Limit	Remark
	MHz	dB	dB/m	dB	dBuV	dBuV/m	dBuV/m	dB	
1 *	2472.000	4.48	28.65	40.46	112.12	104.79	74.00	30.79	peak
2	2483.500	4.49	28.67	40.47	61.49	54.18	74.00	-19.82	peak
3	2484.342	4.50	28.67	40.47	63.03	55.73	74.00	-18.27	peak

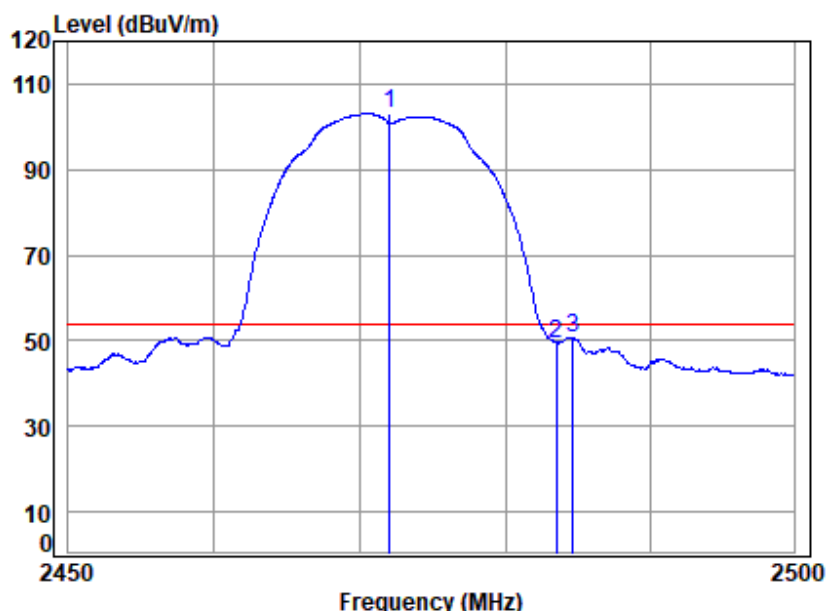


Unless otherwise agreed in writing, this document is issued by the Company subject to its General Conditions of Service printed overleaf, available on request or accessible at <http://www.sgs.com/en/Terms-and-Conditions.aspx> and, for electronic format documents, subject to Terms and Conditions for Electronic Documents at <http://www.sgs.com/en/Terms-and-Conditions/Terms-e-Documents.aspx>. Attention is drawn to the limitation of liability, indemnification and jurisdiction issues defined therein. Any holder of this document is advised that information contained hereon reflects the Company's findings at the time of its intervention only and within the limits of Client's instructions, if any. The Company's sole responsibility is to its Client and this document does not exonerate parties to a transaction from exercising all their rights and obligations under the transaction documents. This document cannot be reproduced except in full, without prior written approval of the Company. Any unauthorized alteration, forgery or falsification of the content or appearance of this document is unlawful and offenders may be prosecuted to the fullest extent of the law. Unless otherwise stated the results shown in this test report refer only to the sample(s) tested and such sample(s) are retained for 30 days only.

Attention: To check the authenticity of testing / inspection report & certificate, please contact us at telephone: (86-755) 8307 1443, or email: CN.Doccheck@sgs.com

No.1 Workshop, M-10, Middle Section, Science & Technology Park, Shenzhen, China 518057 t (86-755) 26012053 f (86-755) 26710594 www.sgs.com.cn
中国·深圳·科技园中区M-10栋一号厂房 邮编: 518057 t (86-755) 26012053 f (86-755) 26710594 sgs.china@sgs.com

Test Mode: 19; Polarity: Horizontal; Modulation:802.11b; Bandwidth:20MHz; Channel:High



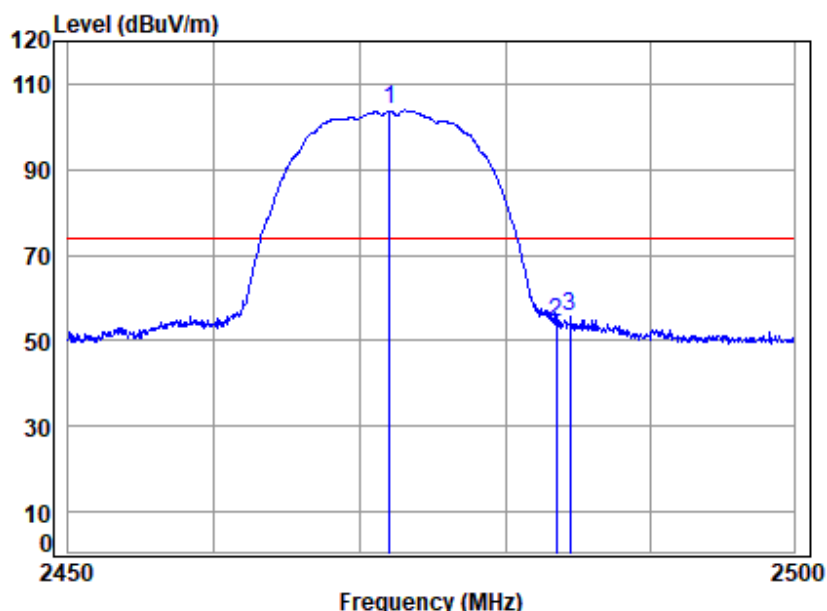
Site : chamber
Condition: 3m HORIZONTAL
Job No : 01383CR
Mode : 2472 Band edge
Note : WIFI 2.4G 11B

	Freq	Cable Loss	Ant Factor	Preamplifier Factor	Read Level	Level	Limit Line	Over Limit	Remark
	MHz	dB	dB/m	dB	dBuV	dBuV/m	dBuV/m	dB	
1 *	2472.000	4.48	28.65	40.46	110.31	102.98	54.00	48.98	Average
2	2483.500	4.49	28.67	40.47	56.78	49.47	54.00	-4.53	Average
3	2484.643	4.50	28.68	40.47	58.07	50.78	54.00	-3.22	Average



Unless otherwise agreed in writing, this document is issued by the Company subject to its General Conditions of Service printed overleaf, available on request or accessible at <http://www.sgs.com/en/Terms-and-Conditions.aspx> and, for electronic format documents, subject to Terms and Conditions for Electronic Documents at <http://www.sgs.com/en/Terms-and-Conditions/Terms-e-Documents.aspx>. Attention is drawn to the limitation of liability, indemnification and jurisdiction issues defined therein. Any holder of this document is advised that information contained hereon reflects the Company's findings at the time of its intervention only and within the limits of Client's instructions, if any. The Company's sole responsibility is to its Client and this document does not exonerate parties to a transaction from exercising all their rights and obligations under the transaction documents. This document cannot be reproduced except in full, without prior written approval of the Company. Any unauthorized alteration, forgery or falsification of the content or appearance of this document is unlawful and offenders may be prosecuted to the fullest extent of the law. Unless otherwise stated the results shown in this test report refer only to the sample(s) tested and such sample(s) are retained for 30 days only.
Attention: To check the authenticity of testing / inspection report & certificate, please contact us at telephone: (86-755) 8307 1443, or email: CN.Doccheck@sgs.com
No.1 Workshop, M-10, Middle Section, Science & Technology Park, Shenzhen, China 518057 t (86-755) 26012053 f (86-755) 26710594 www.sgs.com.cn
中国·深圳·科技园中区M-10栋一号厂房 邮编: 518057 t (86-755) 26012053 f (86-755) 26710594 sgs.china@sgs.com

Test Mode: 19; Polarity: Vertical; Modulation:802.11b; Bandwidth:20MHz; Channel:High



Site : chamber
Condition: 3m VERTICAL
Job No : 01383CR
Mode : 2472 Band edge
Note : WIFI 2.4G 11B

	Freq	Cable Loss	Ant Factor	Preamplifier Factor	Read Level	Level	Limit Line	Over Limit	Remark
	MHz	dB	dB/m	dB	dBuV	dBuV/m	dBuV/m	dB	
1 *	2472.000	4.48	28.65	40.46	111.15	103.82	74.00	29.82	Peak
2	2483.500	4.49	28.67	40.47	61.59	54.28	74.00	-19.72	Peak
3	2484.492	4.50	28.67	40.47	62.92	55.62	74.00	-18.38	Peak

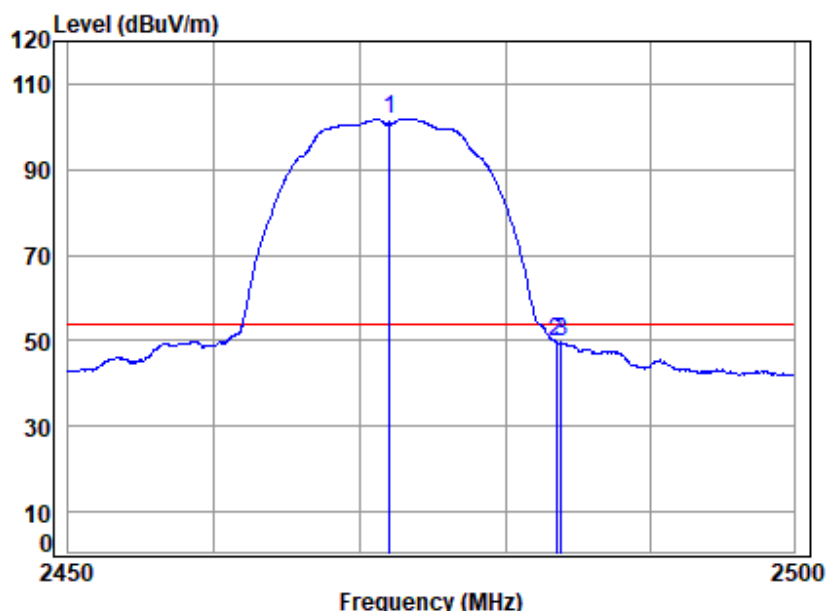


Unless otherwise agreed in writing, this document is issued by the Company subject to its General Conditions of Service printed overleaf, available on request or accessible at <http://www.sgs.com/en/Terms-and-Conditions.aspx> and, for electronic format documents, subject to Terms and Conditions for Electronic Documents at <http://www.sgs.com/en/Terms-and-Conditions/Terms-e-Documents.aspx>. Attention is drawn to the limitation of liability, indemnification and jurisdiction issues defined therein. Any holder of this document is advised that information contained hereon reflects the Company's findings at the time of its intervention only and within the limits of Client's instructions, if any. The Company's sole responsibility is to its Client and this document does not exonerate parties to a transaction from exercising all their rights and obligations under the transaction documents. This document cannot be reproduced except in full, without prior written approval of the Company. Any unauthorized alteration, forgery or falsification of the content or appearance of this document is unlawful and offenders may be prosecuted to the fullest extent of the law. Unless otherwise stated the results shown in this test report refer only to the sample(s) tested and such sample(s) are retained for 30 days only.
Attention: To check the authenticity of testing / inspection report & certificate, please contact us at telephone: (86-755) 8307 1443, or email: CN.Doccheck@sgs.com

SGS-CSTC Standards Technical Services Co., Ltd.
Shenzhen Branch

No.1 Workshop, M-10, Middle Section, Science & Technology Park, Shenzhen, China 518057 t (86-755) 26012053 f (86-755) 26710594 www.sgs.com.cn
中国·深圳·科技园中区M-10栋一号厂房 邮编: 518057 t (86-755) 26012053 f (86-755) 26710594 sgs.china@sgs.com

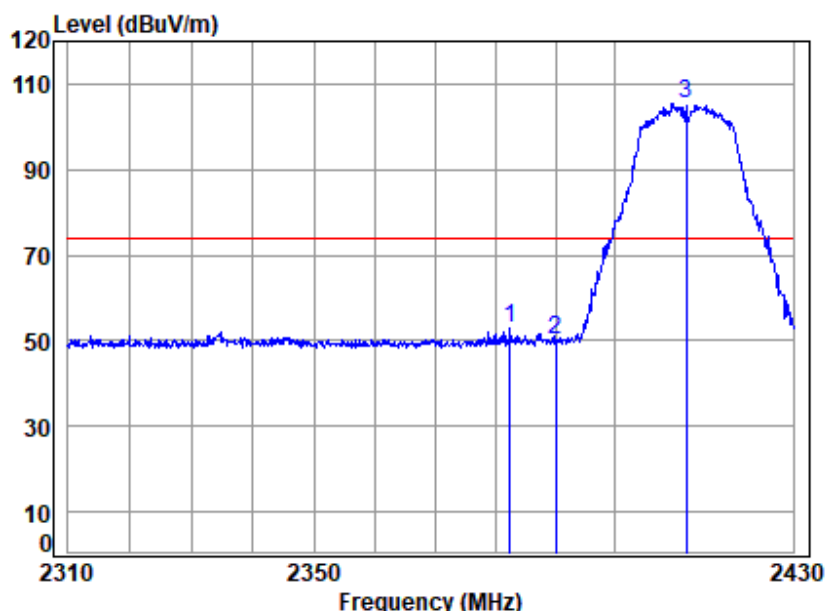
Test Mode: 19; Polarity: Vertical; Modulation:802.11b; Bandwidth:20MHz; Channel:High



Site : chamber
Condition: 3m VERTICAL
Job No : 01383CR
Mode : 2472 Band edge
Note : WIFI 2.4G 11B

	Freq	Cable Loss	Ant Factor	Preamplifier Factor	Read Level	Level	Limit Line	Over Limit	Remark
	MHz	dB	dB/m	dB	dBuV	dBuV/m	dBuV/m	dB	
1 *	2472.000	4.48	28.65	40.46	109.20	101.87	54.00	47.87	Average
2	2483.500	4.49	28.67	40.47	57.02	49.71	54.00	-4.29	Average
3	2483.840	4.49	28.67	40.47	56.82	49.51	54.00	-4.49	Average

Test Mode: 19; Polarity: Horizontal; Modulation:802.11g; Bandwidth:20MHz; Channel:Low

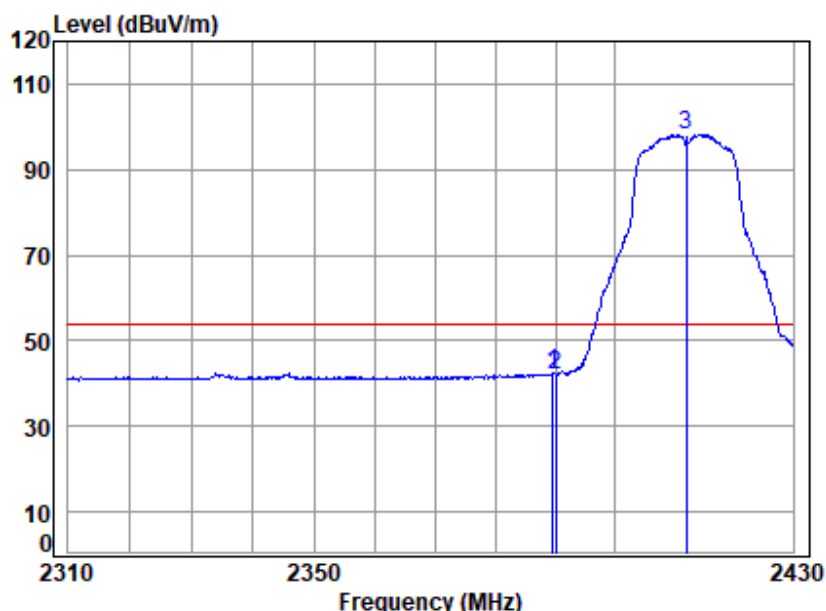


Site : chamber
Condition: 3m HORIZONTAL
Job No : 01383CR
Mode : 2412 Band edge
Note : WIFI 2.4G 11G

	Freq	Cable Loss	Ant Factor	Preamplifier Factor	Read Level	Level	Limit Line	Over Limit	Remark
	MHz	dB	dB/m	dB	dBuV	dBuV/m	dBuV/m	dB	
1	2382.476	4.33	28.51	40.42	60.39	52.81	74.00	-21.19	peak
2	2390.000	4.34	28.52	40.42	57.71	50.15	74.00	-23.85	peak
3 *	2412.000	4.38	28.56	40.43	112.95	105.46	74.00	31.46	peak



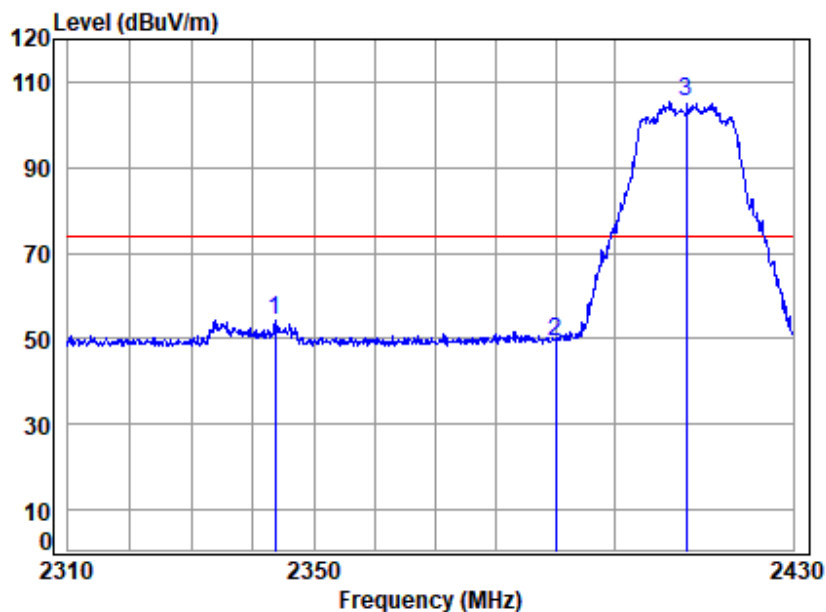
Test Mode: 19; Polarity: Horizontal; Modulation:802.11g; Bandwidth:20MHz; Channel:Low



Site : chamber
Condition: 3m HORIZONTAL
Job No : 01383CR
Mode : 2412 Band edge
Note : WIFI 2.4G 11G

	Freq	Cable Loss	Ant Factor	Preamplifier Factor	Read Level	Level	Limit Line	Over Limit	Remark
	MHz	dB	dB/m	dB	dBuV	dBuV/m	dBuV/m	dB	
1	2389.605	4.34	28.52	40.42	49.87	42.31	54.00	-11.69	Average
2	2390.000	4.34	28.52	40.42	49.50	41.94	54.00	-12.06	Average
3 *	2412.000	4.38	28.56	40.43	105.71	98.22	54.00	44.22	Average

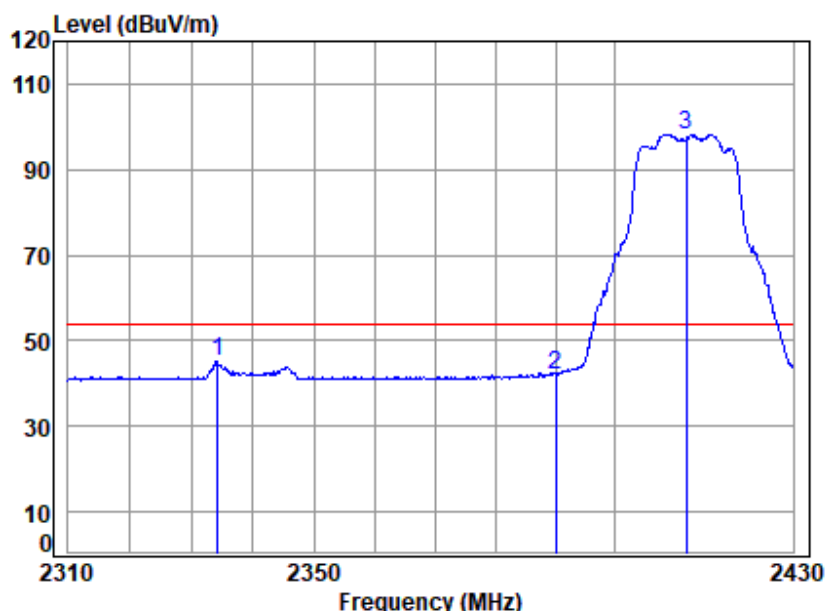
Test Mode: 19; Polarity: Vertical; Modulation:802.11g; Bandwidth:20MHz; Channel:Low



Site : chamber
Condition: 3m VERTICAL
Job No : 01383CR
Mode : 2412 Band edge
Note : WIFI 2.4G 11G

	Freq	Cable Loss	Ant Factor	Preamplifier Factor	Read Level	Level	Limit Line	Over Limit	Remark
	MHz	dB	dB/m	dB	dBuV	dBuV/m	dBuV/m	dB	
1	2343.702	4.27	28.44	40.40	61.99	54.30	74.00	-19.70	Peak
2	2390.000	4.34	28.52	40.42	56.62	49.06	74.00	-24.94	Peak
3 *	2412.000	4.38	28.56	40.43	112.69	105.20	74.00	31.20	Peak

Test Mode: 19; Polarity: Vertical; Modulation:802.11g; Bandwidth:20MHz; Channel:Low

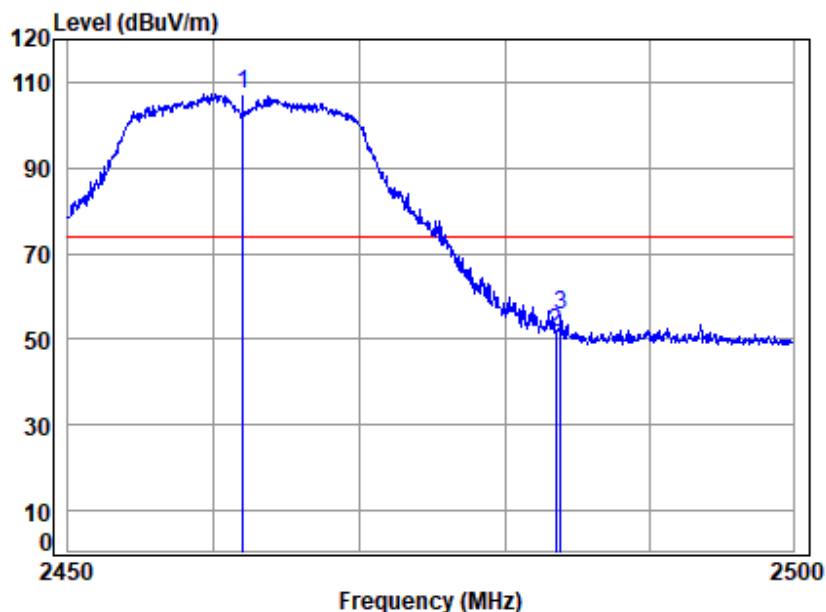


Site : chamber
Condition: 3m VERTICAL
Job No : 01383CR
Mode : 2412 Band edge
Note : WIFI 2.4G 11G

	Freq	Cable Loss	Ant Factor	Preamplifier Factor	Read Level	Level	Limit Line	Over Limit	Remark
	MHz	dB	dB/m	dB	dBuV	dBuV/m	dBuV/m	dB	
1	2334.344	4.25	28.42	40.39	52.80	45.08	54.00	-8.92	Average
2	2390.000	4.34	28.52	40.42	49.62	42.06	54.00	-11.94	Average
3 *	2412.000	4.38	28.56	40.43	105.71	98.22	54.00	44.22	Average



Test Mode: 19; Polarity: Horizontal; Modulation:802.11g; Bandwidth:20MHz; Channel:11

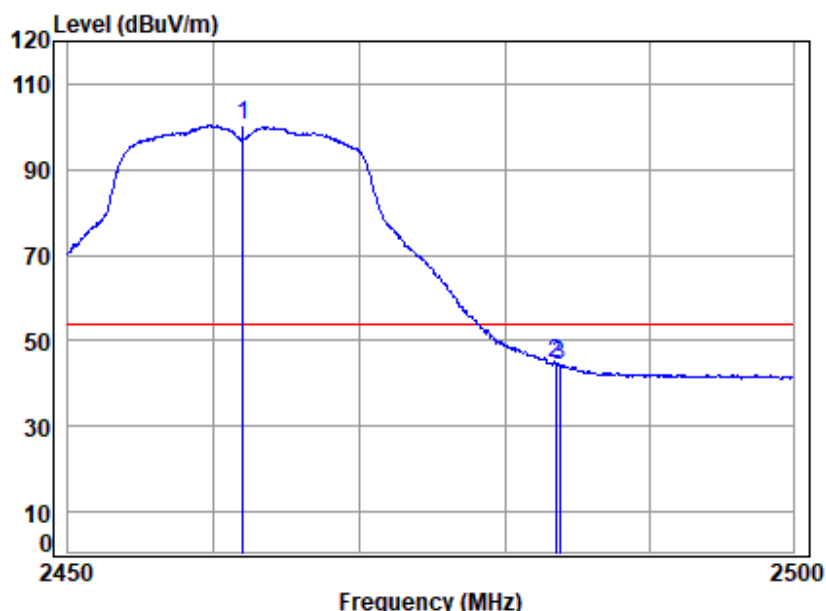


Site : chamber
Condition: 3m HORIZONTAL
Job No : 01383CR
Mode : 2462 Band edge
Note : WIFI 2.4G 11G

	Freq	Cable Loss	Ant Factor	Preamplifier Factor	Read Level	Level	Limit Line	Over Limit	Remark
	MHz	dB	dB/m	dB	dBuV	dBuV/m	dBuV/m	dB	
1 *	2462.000	4.46	28.64	40.46	114.61	107.25	74.00	33.25	peak
2	2483.500	4.49	28.67	40.47	58.74	51.43	74.00	-22.57	peak
3	2483.890	4.49	28.67	40.47	62.79	55.48	74.00	-18.52	peak



Test Mode: 19; Polarity: Horizontal; Modulation:802.11g; Bandwidth:20MHz; Channel:11



Site : chamber
Condition: 3m HORIZONTAL
Job No : 01383CR
Mode : 2462 Band edge
Note : WIFI 2.4G 11G

	Freq	Cable Loss	Ant Factor	Preamplifier Factor	Read Level	Level	Limit Line	Over Limit	Remark
	MHz	dB	dB/m	dB	dBuV	dBuV/m	dBuV/m	dB	
1 *	2462.000	4.46	28.64	40.46	107.79	100.43	54.00	46.43	Average
2	2483.500	4.49	28.67	40.47	52.08	44.77	54.00	-9.23	Average
3	2483.790	4.49	28.67	40.47	51.75	44.44	54.00	-9.56	Average



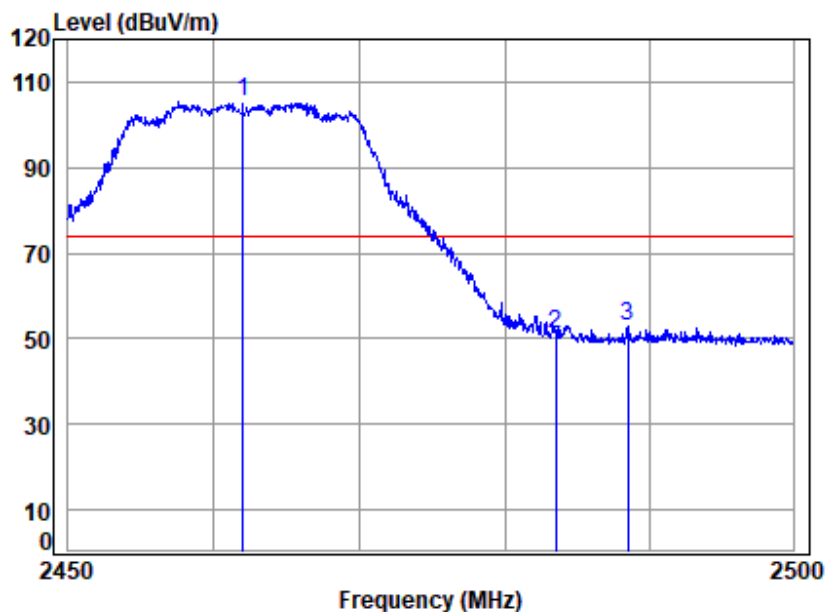
Unless otherwise agreed in writing, this document is issued by the Company subject to its General Conditions of Service printed overleaf, available on request or accessible at <http://www.sgs.com/en/Terms-and-Conditions.aspx> and, for electronic format documents, subject to Terms and Conditions for Electronic Documents at <http://www.sgs.com/en/Terms-and-Conditions/Terms-e-Documents.aspx>. Attention is drawn to the limitation of liability, indemnification and jurisdiction issues defined therein. Any holder of this document is advised that information contained hereon reflects the Company's findings at the time of its intervention only and within the limits of Client's instructions, if any. The Company's sole responsibility is to its Client and this document does not exonerate parties to a transaction from exercising all their rights and obligations under the transaction documents. This document cannot be reproduced except in full, without prior written approval of the Company. Any unauthorized alteration, forgery or falsification of the content or appearance of this document is unlawful and offenders may be prosecuted to the fullest extent of the law. Unless otherwise stated the results shown in this test report refer only to the sample(s) tested and such sample(s) are retained for 30 days only.

Attention: To check the authenticity of testing / inspection report & certificate, please contact us at telephone: (86-755) 8307 1443, or email: CN.Doccheck@sgs.com

SGS-CSTC Standards Technical Services Co., Ltd.
Shenzhen Branch

No.1 Workshop, M-10, Middle Section, Science & Technology Park, Shenzhen, China 518057 t (86-755) 26012053 f (86-755) 26710594 www.sgs.com.cn
中国·深圳·科技园中区M-10栋一号厂房 邮编: 518057 t (86-755) 26012053 f (86-755) 26710594 sgs.china@sgs.com

Test Mode: 19; Polarity: Vertical; Modulation:802.11g; Bandwidth:20MHz; Channel:11

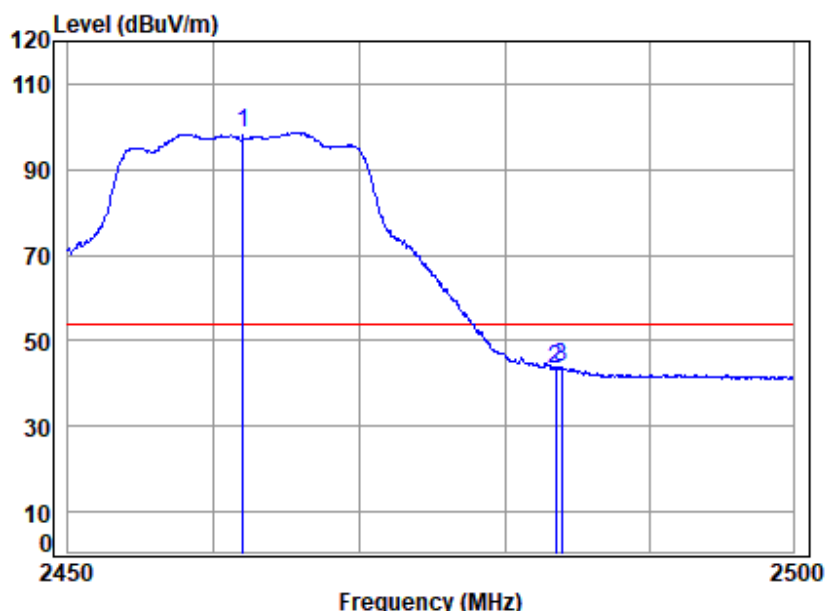


Site : chamber
Condition: 3m VERTICAL
Job No : 01383CR
Mode : 2462 Band edge
Note : WIFI 2.4G 11G

	Cable	Ant	Preamp	Read		Limit	Over	
Freq	Loss	Factor	Factor	Level	Level	Line	Limit	Remark
MHz	dB	dB/m	dB	dBuV	dBuV/m	dBuV/m	dB	
1 * 2462.000	4.46	28.64	40.46	112.90	105.54	74.00	31.54	Peak
2 2483.500	4.49	28.67	40.47	58.38	51.07	74.00	-22.93	Peak
3 2488.511	4.50	28.68	40.47	60.28	52.99	74.00	-21.01	Peak



Test Mode: 19; Polarity: Vertical; Modulation:802.11g; Bandwidth:20MHz; Channel:11



Site : chamber
Condition: 3m VERTICAL
Job No : 01383CR
Mode : 2462 Band edge
Note : WIFI 2.4G 11G

	Freq	Cable Loss	Ant Factor	Preamplifier Factor	Read Level	Level	Limit Line	Over Limit	Remark
	MHz	dB	dB/m	dB	dBuV	dBuV/m	dBuV/m	dB	
1 *	2462.000	4.46	28.64	40.46	106.12	98.76	54.00	44.76	Average
2	2483.500	4.49	28.67	40.47	50.86	43.55	54.00	-10.45	Average
3	2483.940	4.49	28.67	40.47	51.17	43.86	54.00	-10.14	Average



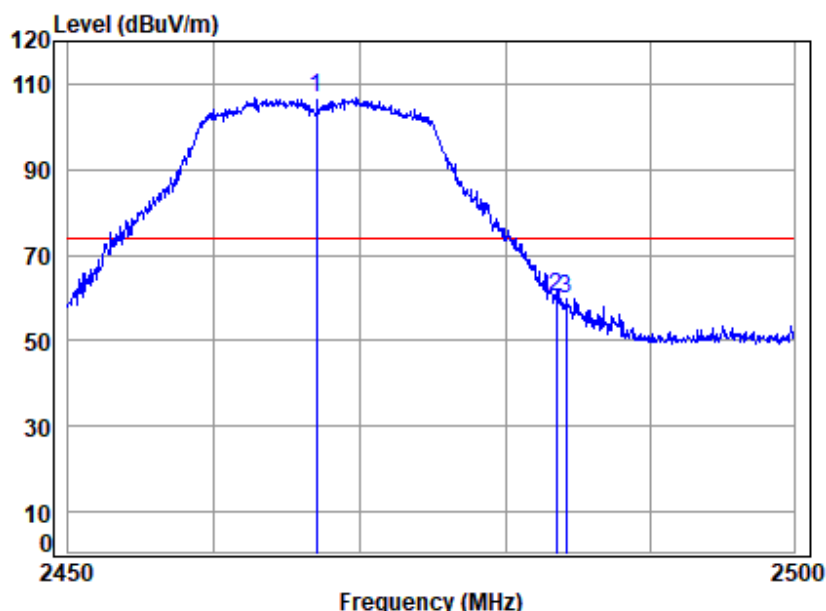
Unless otherwise agreed in writing, this document is issued by the Company subject to its General Conditions of Service printed overleaf, available on request or accessible at <http://www.sgs.com/en/Terms-and-Conditions.aspx> and, for electronic format documents, subject to Terms and Conditions for Electronic Documents at <http://www.sgs.com/en/Terms-and-Conditions/Terms-e-Documents.aspx>. Attention is drawn to the limitation of liability, indemnification and jurisdiction issues defined therein. Any holder of this document is advised that information contained hereon reflects the Company's findings at the time of its intervention only and within the limits of Client's instructions, if any. The Company's sole responsibility is to its Client and this document does not exonerate parties to a transaction from exercising all their rights and obligations under the transaction documents. This document cannot be reproduced except in full, without prior written approval of the Company. Any unauthorized alteration, forgery or falsification of the content or appearance of this document is unlawful and offenders may be prosecuted to the fullest extent of the law. Unless otherwise stated the results shown in this test report refer only to the sample(s) tested and such sample(s) are retained for 30 days only.

Attention: To check the authenticity of testing / inspection report & certificate, please contact us at telephone: (86-755) 8307 1443, or email: CN.Doccheck@sgs.com

SGS-CSTC Standards Technical Services Co., Ltd.
Shenzhen Branch

No.1 Workshop, M-10, Middle Section, Science & Technology Park, Shenzhen, China 518057 t (86-755) 26012053 f (86-755) 26710594 www.sgs.com.cn
中国·深圳·科技园中区M-10栋一号厂房 邮编: 518057 t (86-755) 26012053 f (86-755) 26710594 sgs.china@sgs.com

Test Mode: 19; Polarity: Horizontal; Modulation:802.11g; Bandwidth:20MHz; Channel:12

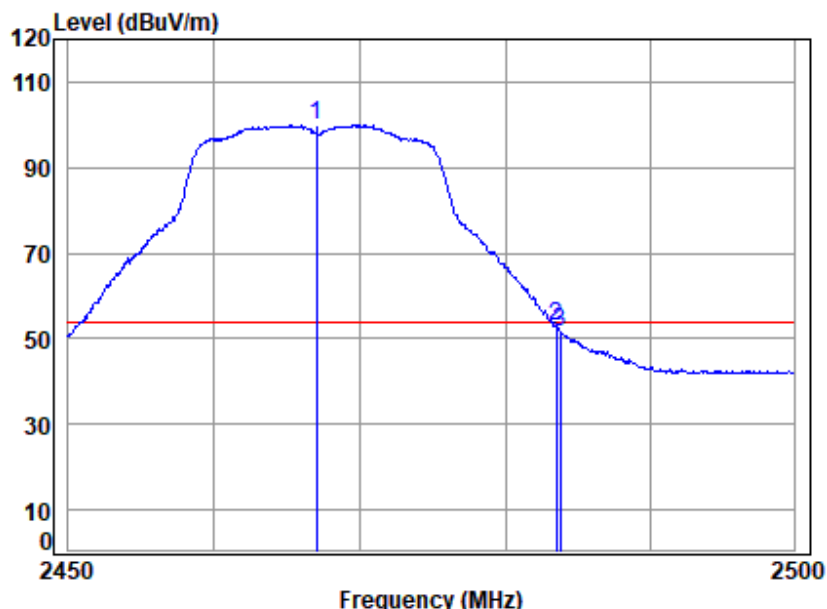


Site : chamber
Condition: 3m HORIZONTAL
Job No : 01383CR
Mode : 2467 Band edge
Note : WIFI 2.4G 11G
: 13

	Freq	Cable Loss	Ant Factor	Preamp Factor	Read Level	Level	Limit Line	Over Limit	Remark
	MHz	dB		dB/m	dB	dBuV	dBuV/m	dBuV/m	dB
1 *	2467.000	4.47	28.65	40.46	114.01	106.67	74.00	32.67	peak
2	2483.500	4.49	28.67	40.47	67.50	60.19	74.00	-13.81	peak
3	2484.191	4.50	28.67	40.47	67.05	59.75	74.00	-14.25	peak



Test Mode: 19; Polarity: Horizontal; Modulation:802.11g; Bandwidth:20MHz; Channel:12

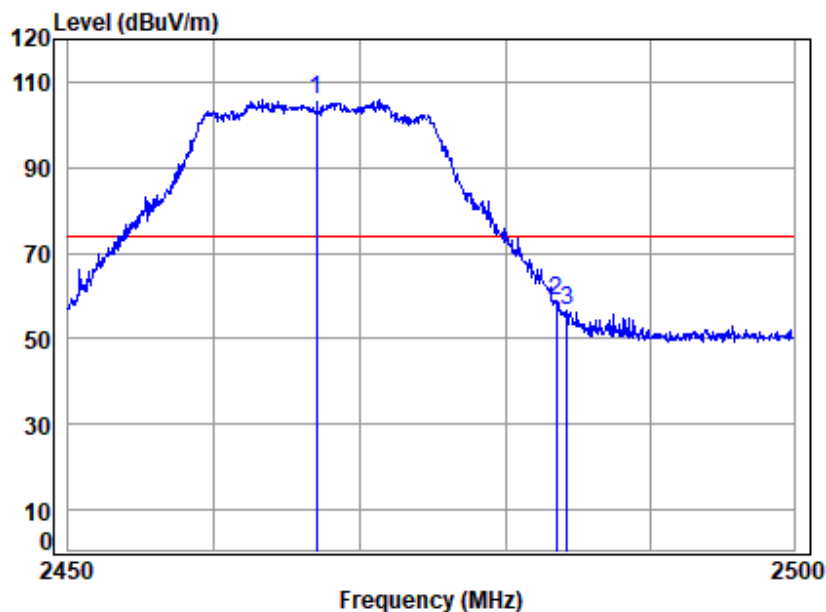


Site : chamber
Condition: 3m HORIZONTAL
Job No : 01383CR
Mode : 2467 Band edge
Note : WIFI 2.4G 11G
: 13

	Freq	Cable Loss	Ant Factor	Preamp Factor	Read Level	Level	Limit Line	Over Limit	Remark
	MHz	dB		dB/m	dB	dBuV	dBuV/m	dBuV/m	dB
1 *	2467.000	4.47	28.65	40.46	107.24	99.90	54.00	45.90	Average
2	2483.500	4.49	28.67	40.47	60.09	52.78	54.00	-1.22	Average
3	2483.790	4.49	28.67	40.47	58.76	51.45	54.00	-2.55	Average



Test Mode: 19; Polarity: Vertical; Modulation:802.11g; Bandwidth:20MHz; Channel:12

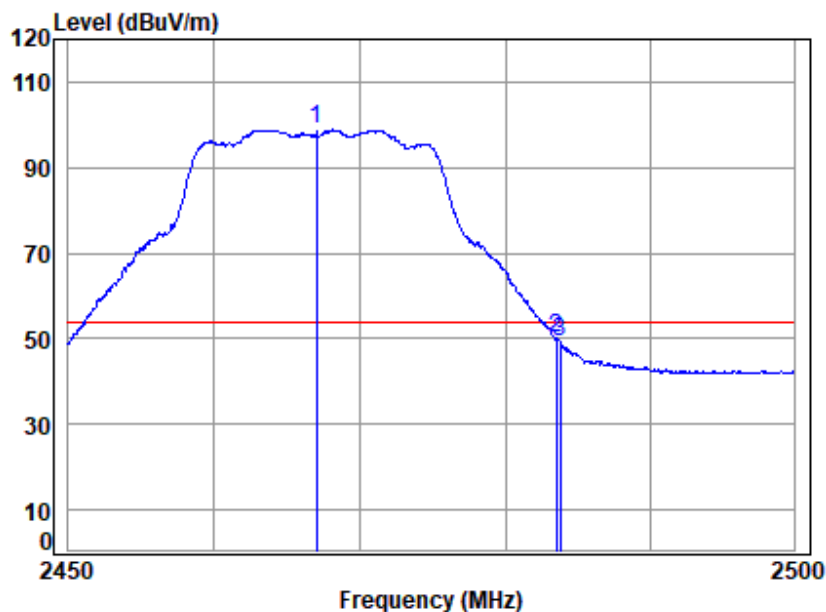


Site : chamber
Condition: 3m VERTICAL
Job No : 01383CR
Mode : 2467 Band edge
Note : WIFI 2.4G 11G
: 13

	Freq	Cable Loss	Ant Factor	Preamp Factor	Read Level	Level	Limit Line	Over Limit	Remark
	MHz	dB		dB/m	dB	dBuV	dBuV/m	dBuV/m	dB
1 *	2467.000	4.47	28.65	40.46	113.29	105.95	74.00	31.95	Peak
2	2483.500	4.49	28.67	40.47	65.97	58.66	74.00	-15.34	Peak
3	2484.292	4.50	28.67	40.47	64.03	56.73	74.00	-17.27	Peak



Test Mode: 19; Polarity: Vertical; Modulation:802.11g; Bandwidth:20MHz; Channel:12

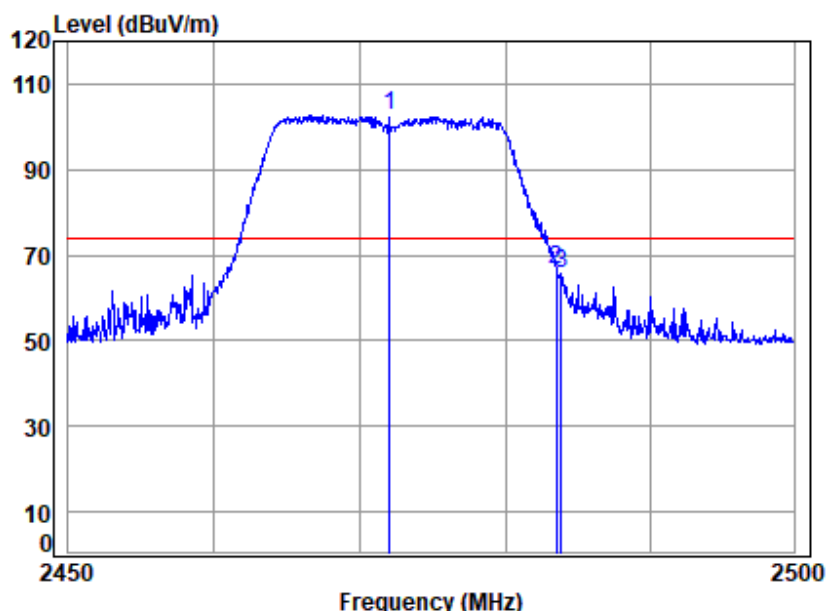


Site : chamber
Condition: 3m VERTICAL
Job No : 01383CR
Mode : 2467 Band edge
Note : WIFI 2.4G 11G
: 13

	Freq	Cable Loss	Ant Factor	Preamp Factor	Read Level	Level	Limit Line	Over Limit	Remark
	MHz	dB		dB/m	dB	dBuV	dBuV/m	dBuV/m	dB
1 *	2467.000	4.47	28.65	40.46	106.14	98.80	54.00	44.80	Average
2	2483.500	4.49	28.67	40.47	57.36	50.05	54.00	-3.95	Average
3	2483.790	4.49	28.67	40.47	56.47	49.16	54.00	-4.84	Average



Test Mode: 19; Polarity: Horizontal; Modulation:802.11g; Bandwidth:20MHz; Channel:High

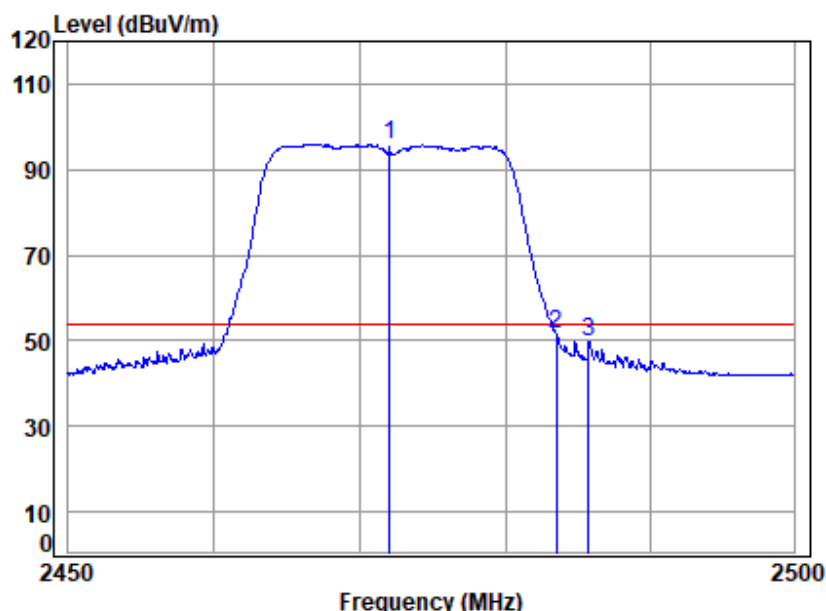


Site : chamber
Condition: 3m HORIZONTAL
Job No : 01383CR
Mode : 2472 Band edge
Note : WIFI 2.4G 11G
: 9.5

		Cable	Ant	Preamp	Read		Limit	Over	
Freq		Loss	Factor	Factor	Level	Level	Line	Limit	Remark
MHz		dB	dB/m	dB	dBuV	dBuV/m	dBuV/m	dB	
1 *	2472.000	4.48	28.65	40.46	109.90	102.57	74.00	28.57	peak
2	2483.500	4.49	28.67	40.47	74.07	66.76	74.00	-7.24	peak
3	2483.840	4.49	28.67	40.47	73.08	65.77	74.00	-8.23	peak



Test Mode: 19; Polarity: Horizontal; Modulation:802.11g; Bandwidth:20MHz; Channel:High

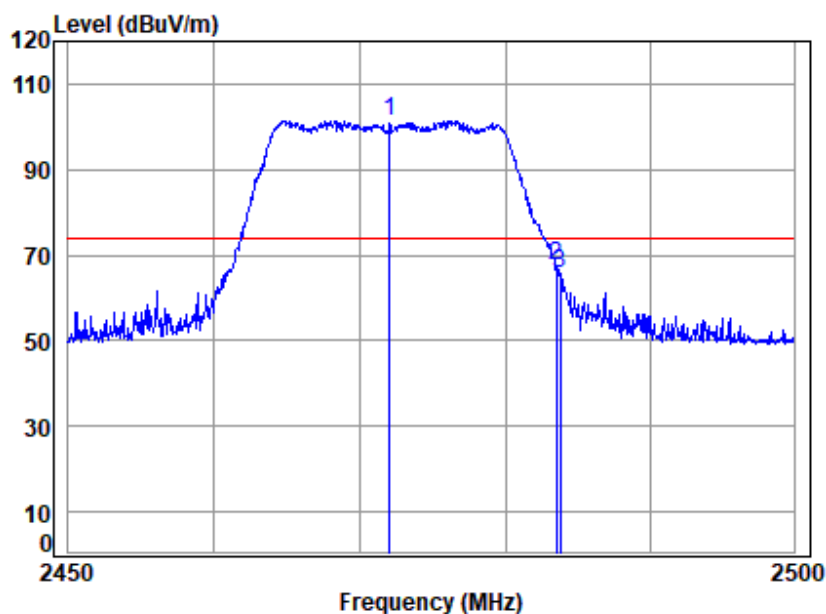


Site : chamber
Condition: 3m HORIZONTAL
Job No : 01383CR
Mode : 2472 Band edge
Note : WIFI 2.4G 11G
: 9.5

		Cable	Ant	Preamp	Read		Limit	Over	
Freq		Loss	Factor	Factor	Level	Level	Line	Limit	Remark
MHz		dB	dB/m	dB	dBuV	dBuV/m	dBuV/m	dB	
1 *	2472.000	4.48	28.65	40.46	103.30	95.97	54.00	41.97	Average
2	2483.500	4.49	28.67	40.47	58.72	51.41	54.00	-2.59	Average
3	2485.747	4.50	28.68	40.47	57.18	49.89	54.00	-4.11	Average



Test Mode: 19; Polarity: Vertical; Modulation:802.11g; Bandwidth:20MHz; Channel:High

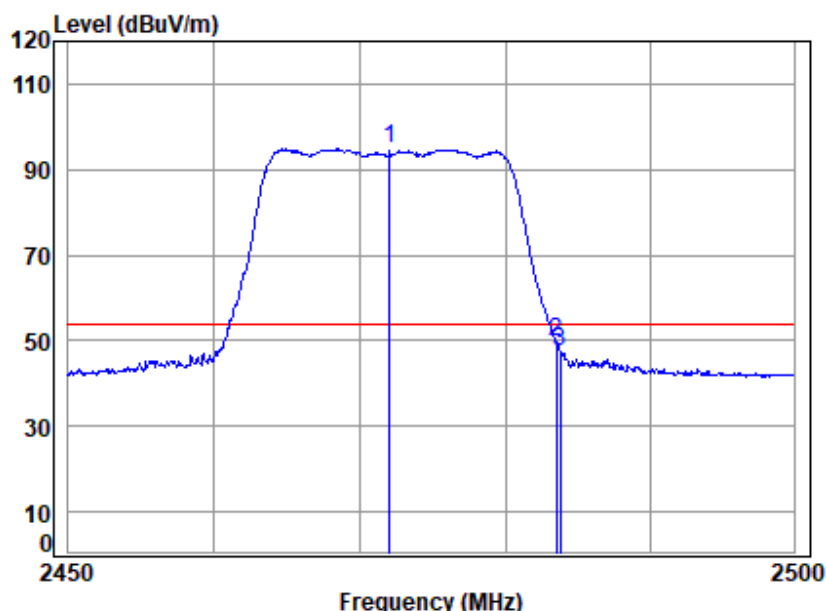


Site : chamber
Condition: 3m VERTICAL
Job No : 01383CR
Mode : 2472 Band edge
Note : WIFI 2.4G 11G
: 9.5

		Cable	Ant	Preamp	Read		Limit	Over	
Freq		Loss	Factor	Factor	Level	Level	Line	Limit	Remark
MHz		dB	dB/m	dB	dBuV	dBuV/m	dBuV/m	dB	
1 *	2472.000	4.48	28.65	40.46	108.76	101.43	74.00	27.43	Peak
2	2483.500	4.49	28.67	40.47	74.99	67.68	74.00	-6.32	Peak
3	2483.790	4.49	28.67	40.47	73.09	65.78	74.00	-8.22	Peak



Test Mode: 19; Polarity: Vertical; Modulation:802.11g; Bandwidth:20MHz; Channel:High

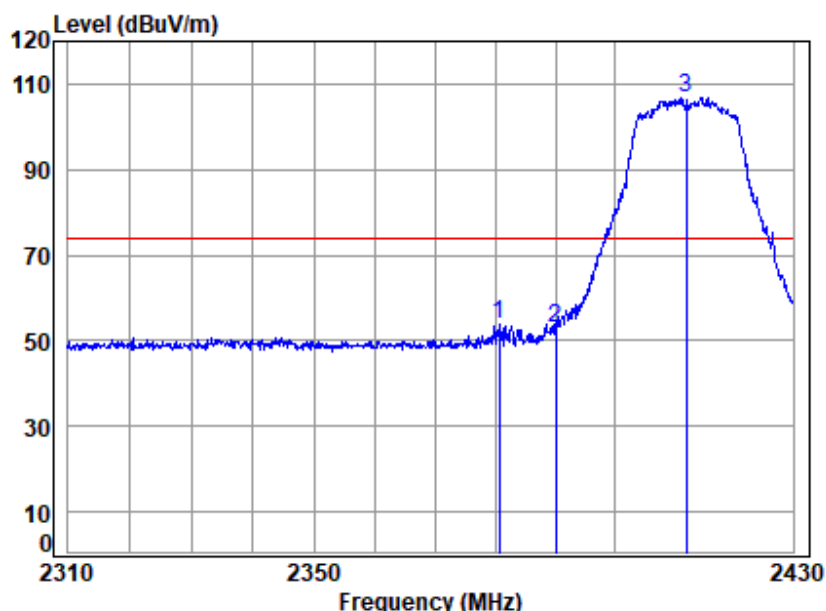


Site : chamber
Condition: 3m VERTICAL
Job No : 01383CR
Mode : 2472 Band edge
Note : WIFI 2.4G 11G
: 9.5

		Cable	Ant	Preamp	Read		Limit	Over	
Freq		Loss	Factor	Factor	Level	Level	Line	Limit	Remark
MHz		dB	dB/m	dB	dBuV	dBuV/m	dBuV/m	dB	
1 *	2472.000	4.48	28.65	40.46	102.21	94.88	54.00	40.88	Average
2	2483.500	4.49	28.67	40.47	56.97	49.66	54.00	-4.34	Average
3	2483.790	4.49	28.67	40.47	54.98	47.67	54.00	-6.33	Average



Test Mode: 19; Polarity: Horizontal; Modulation:802.11n; Bandwidth:20MHz; Channel:Low

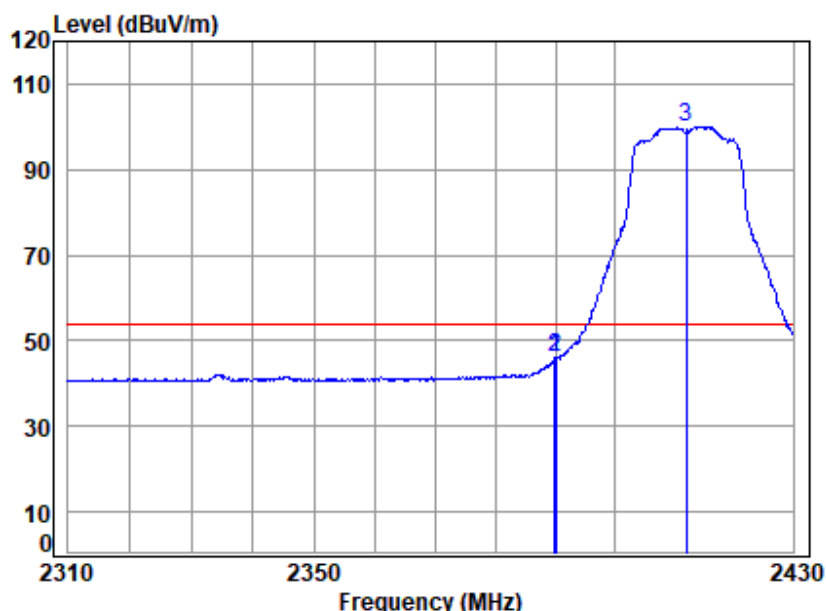


Site : chamber
Condition: 3m HORIZONTAL
Job No : 01383CR
Mode : 2412 Band edge
Note : WIFI 2.4G 11N20

	Freq	Cable Loss	Ant Factor	Preamplifier Factor	Read Level	Level	Limit Line	Over Limit	Remark
	MHz	dB	dB/m	dB	dBuV	dBuV/m	dBuV/m	dB	
1	2380.667	4.33	28.50	40.41	61.51	53.93	74.00	-20.07	peak
2	2390.000	4.34	28.52	40.42	60.35	52.79	74.00	-21.21	peak
3 *	2412.000	4.38	28.56	40.43	114.42	106.93	74.00	32.93	peak



Test Mode: 19; Polarity: Horizontal; Modulation:802.11n; Bandwidth:20MHz; Channel:Low



Site : chamber
Condition: 3m HORIZONTAL
Job No : 01383CR
Mode : 2412 Band edge
Note : WIFI 2.4G 11N20

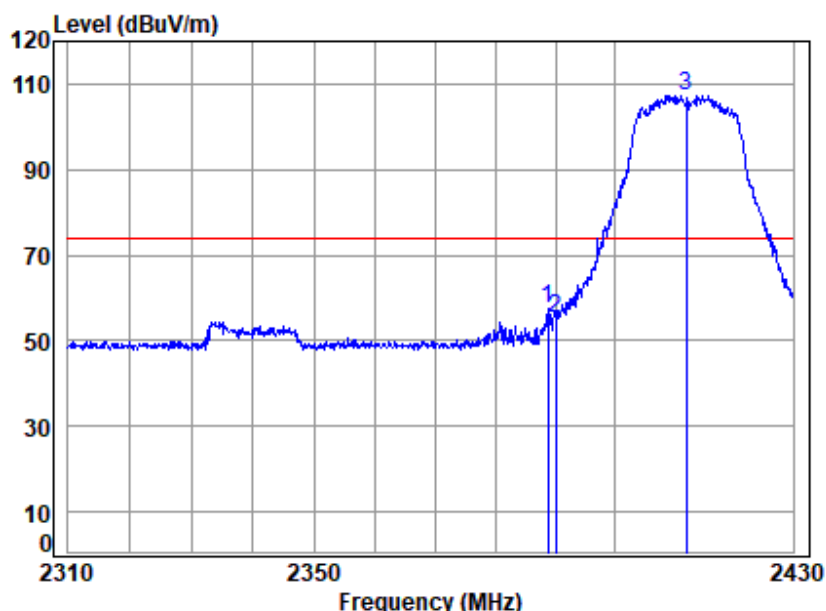
	Freq	Cable Loss	Ant Factor	Preamplifier Factor	Read Level	Level	Limit Line	Over Limit	Remark
	MHz	dB	dB/m	dB	dBuV	dBuV/m	dBuV/m	dB	
1	2389.847	4.34	28.52	40.42	53.73	46.17	54.00	-7.83	Average
2	2390.000	4.34	28.52	40.42	53.44	45.88	54.00	-8.12	Average
3 *	2412.000	4.38	28.56	40.43	107.56	100.07	54.00	46.07	Average



Unless otherwise agreed in writing, this document is issued by the Company subject to its General Conditions of Service printed overleaf, available on request or accessible at <http://www.sgs.com/en/Terms-and-Conditions.aspx> and, for electronic format documents, subject to Terms and Conditions for Electronic Documents at <http://www.sgs.com/en/Terms-and-Conditions/Terms-e-Documents.aspx>. Attention is drawn to the limitation of liability, indemnification and jurisdiction issues defined therein. Any holder of this document is advised that information contained hereon reflects the Company's findings at the time of its intervention only and within the limits of Client's instructions, if any. The Company's sole responsibility is to its Client and this document does not exonerate parties to a transaction from exercising all their rights and obligations under the transaction documents. This document cannot be reproduced except in full, without prior written approval of the Company. Any unauthorized alteration, forgery or falsification of the content or appearance of this document is unlawful and offenders may be prosecuted to the fullest extent of the law. Unless otherwise stated the results shown in this test report refer only to the sample(s) tested and such sample(s) are retained for 30 days only.

Attention: To check the authenticity of testing / inspection report & certificate, please contact us at telephone: (86-755) 8307 1443, or email: CN.Doccheck@sgs.com
No.1 Workshop, M-10, Middle Section, Science & Technology Park, Shenzhen, China 518057 t (86-755) 26012053 f (86-755) 26710594 www.sgs.com.cn
中国·深圳·科技园中区M-10栋一号厂房 邮编: 518057 t (86-755) 26012053 f (86-755) 26710594 sgs.china@sgs.com

Test Mode: 19; Polarity: Vertical; Modulation:802.11n; Bandwidth:20MHz; Channel:Low

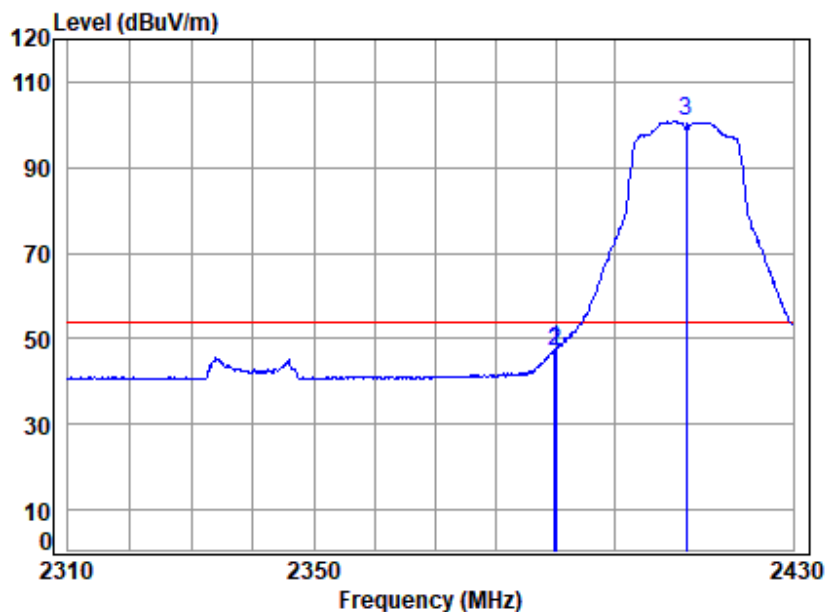


Site : chamber
Condition: 3m VERTICAL
Job No : 01383CR
Mode : 2412 Band edge
Note : WIFI 2.4G 11N20

	Freq	Cable Loss	Ant Factor	Preamplifier	Read Level	Level	Limit Line	Over Limit	Remark
	MHz	dB	dB/m	dB	dBuV	dBuV/m	dBuV/m	dB	
1	2388.758	4.34	28.52	40.42	64.94	57.38	74.00	-16.62	Peak
2	2390.000	4.34	28.52	40.42	62.62	55.06	74.00	-18.94	Peak
3 *	2412.000	4.38	28.56	40.43	114.91	107.42	74.00	33.42	Peak



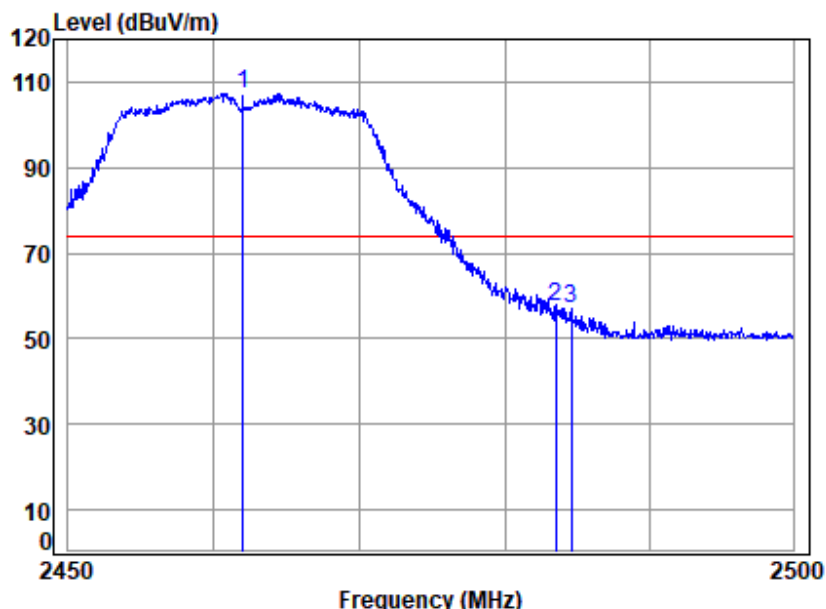
Test Mode: 19; Polarity: Vertical; Modulation:802.11n; Bandwidth:20MHz; Channel:Low



Site : chamber
Condition: 3m VERTICAL
Job No : 01383CR
Mode : 2412 Band edge
Note : WIFI 2.4G 11N20

	Freq	Cable Loss	Ant Factor	Preamplifier Factor	Read Level	Level	Limit Line	Over Limit	Remark
	MHz	dB	dB/m	dB	dBuV	dBuV/m	dBuV/m	dB	
1	2389.847	4.34	28.52	40.42	54.86	47.30	54.00	-6.70	Average
2	2390.000	4.34	28.52	40.42	54.74	47.18	54.00	-6.82	Average
3 *	2412.000	4.38	28.56	40.43	108.41	100.92	54.00	46.92	Average

Test Mode: 19; Polarity: Horizontal; Modulation:802.11n; Bandwidth:20MHz; Channel:11

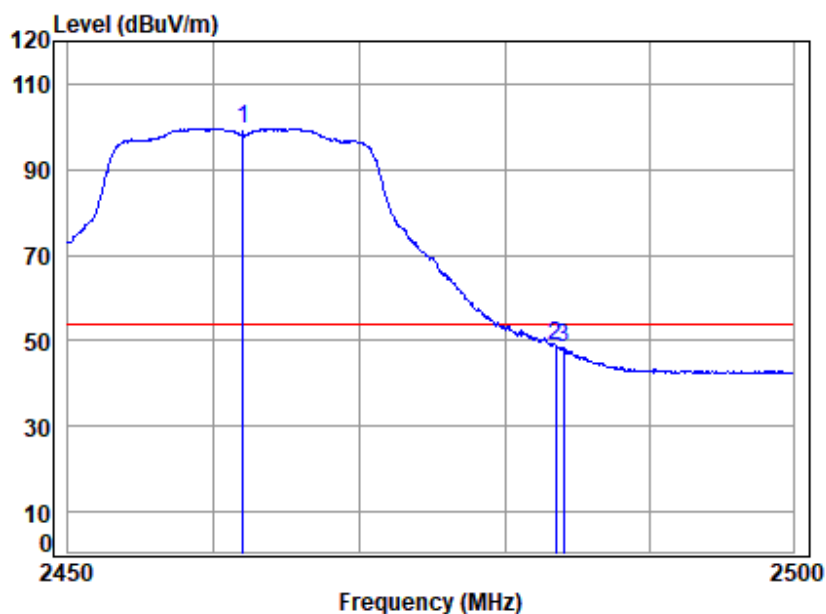


Site : chamber
Condition: 3m HORIZONTAL
Job No : 01383CR
Mode : 2462 Band edge
Note : WIFI 2.4G 11N20

	Freq	Cable Loss	Ant Factor	Preamplifier Factor	Read Level	Level	Limit Line	Over Limit	Remark
	MHz	dB	dB/m	dB	dBuV	dBuV/m	dBuV/m	dB	
1 *	2462.000	4.46	28.64	40.46	114.80	107.44	74.00	33.44	peak
2	2483.500	4.49	28.67	40.47	64.76	57.45	74.00	-16.55	peak
3	2484.593	4.50	28.68	40.47	64.51	57.22	74.00	-16.78	peak



Test Mode: 19; Polarity: Horizontal; Modulation:802.11n; Bandwidth:20MHz; Channel:11



Site : chamber
Condition: 3m HORIZONTAL
Job No : 01383CR
Mode : 2462 Band edge
Note : WIFI 2.4G 11N20

	Freq	Cable Loss	Ant Factor	Preamplifier Factor	Read Level	Level	Limit Line	Over Limit	Remark
	MHz	dB	dB/m	dB	dBuV	dBuV/m	dBuV/m	dB	
1 *	2462.000	4.46	28.64	40.46	106.92	99.56	54.00	45.56	Average
2	2483.500	4.49	28.67	40.47	56.27	48.96	54.00	-5.04	Average
3	2484.091	4.50	28.67	40.47	55.88	48.58	54.00	-5.42	Average

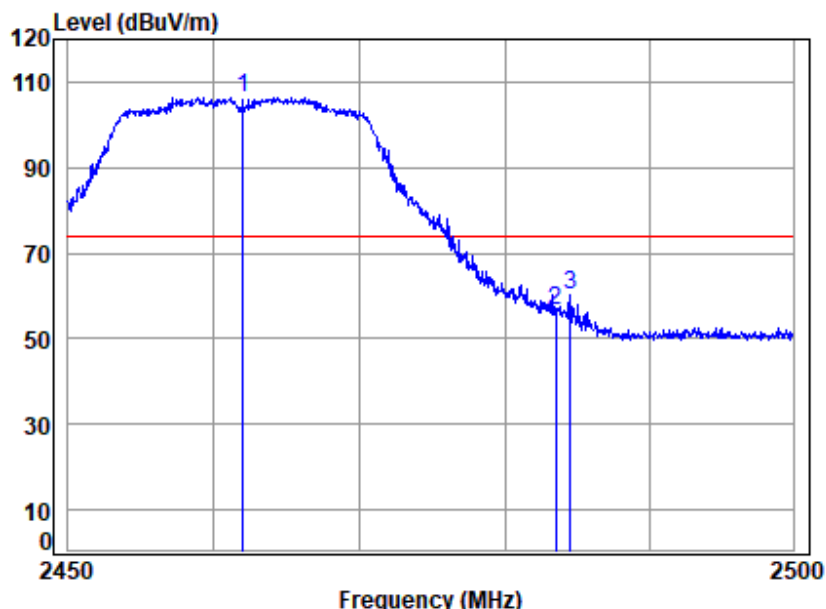


Unless otherwise agreed in writing, this document is issued by the Company subject to its General Conditions of Service printed overleaf, available on request or accessible at <http://www.sgs.com/en/Terms-and-Conditions.aspx> and, for electronic format documents, subject to Terms and Conditions for Electronic Documents at <http://www.sgs.com/en/Terms-and-Conditions/Terms-e-Documents.aspx>. Attention is drawn to the limitation of liability, indemnification and jurisdiction issues defined therein. Any holder of this document is advised that information contained hereon reflects the Company's findings at the time of its intervention only and within the limits of Client's instructions, if any. The Company's sole responsibility is to its Client and this document does not exonerate parties to a transaction from exercising all their rights and obligations under the transaction documents. This document cannot be reproduced except in full, without prior written approval of the Company. Any unauthorized alteration, forgery or falsification of the content or appearance of this document is unlawful and offenders may be prosecuted to the fullest extent of the law. Unless otherwise stated the results shown in this test report refer only to the sample(s) tested and such sample(s) are retained for 30 days only.

Attention: To check the authenticity of testing / inspection report & certificate, please contact us at telephone: (86-755) 8307 1443, or email: CN.Doccheck@sgs.com

SGS-CSTC Standards Technical Services Co., Ltd. Shenzhen Branch
No.1 Workshop, M-10, Middle Section, Science & Technology Park, Shenzhen, China 518057 t (86-755) 26012053 f (86-755) 26710594 www.sgs.com.cn
中国·深圳·科技园中区M-10栋一号厂房 邮编: 518057 t (86-755) 26012053 f (86-755) 26710594 sgs.china@sgs.com

Test Mode: 19; Polarity: Vertical; Modulation:802.11n; Bandwidth:20MHz; Channel:11

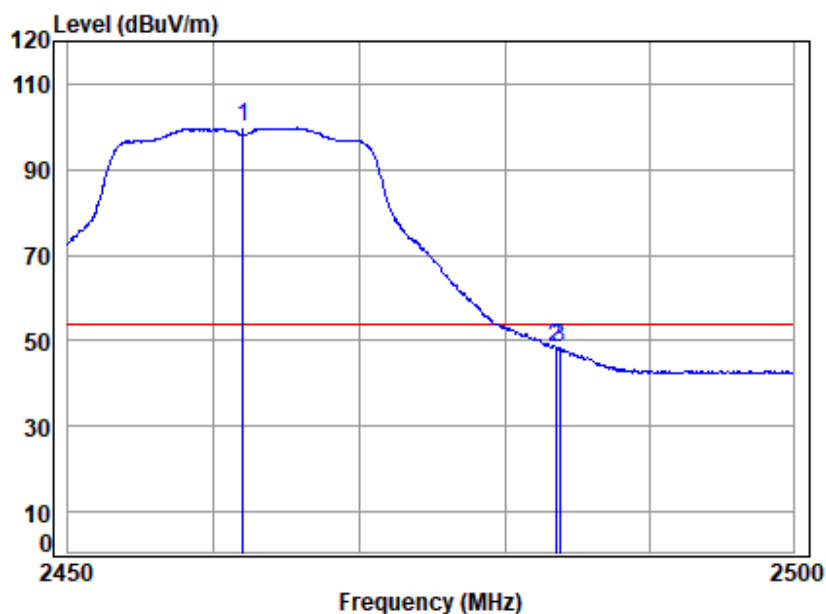


Site : chamber
Condition: 3m VERTICAL
Job No : 01383CR
Mode : 2462 Band edge
Note : WIFI 2.4G 11N20

	Cable	Ant	Preamp	Read		Limit	Over	
Freq	Loss	Factor	Factor	Level	Level	Line	Limit	Remark
MHz	dB	dB/m	dB	dBuV	dBuV/m	dBuV/m	dB	
1 * 2462.000	4.46	28.64	40.46	113.90	106.54	74.00	32.54	Peak
2 2483.500	4.49	28.67	40.47	63.93	56.62	74.00	-17.38	Peak
3 2484.542	4.50	28.67	40.47	67.33	60.03	74.00	-13.97	Peak



Test Mode: 19; Polarity: Vertical; Modulation:802.11n; Bandwidth:20MHz; Channel:11



Site : chamber
Condition: 3m VERTICAL
Job No : 01383CR
Mode : 2462 Band edge
Note : WIFI 2.4G 11N20

	Freq	Cable Loss	Ant Factor	Preamplifier Factor	Read Level	Level	Limit Line	Over Limit	Remark
	MHz	dB	dB/m	dB	dBuV	dBuV/m	dBuV/m	dB	
1 *	2462.000	4.46	28.64	40.46	107.09	99.73	54.00	45.73	Average
2	2483.500	4.49	28.67	40.47	55.77	48.46	54.00	-5.54	Average
3	2483.790	4.49	28.67	40.47	55.83	48.52	54.00	-5.48	Average



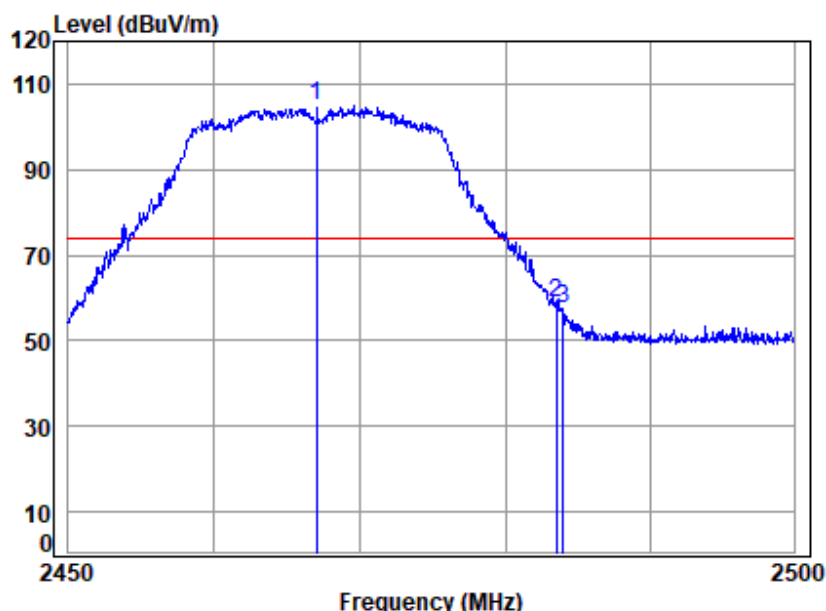
Unless otherwise agreed in writing, this document is issued by the Company subject to its General Conditions of Service printed overleaf, available on request or accessible at <http://www.sgs.com/en/Terms-and-Conditions.aspx> and, for electronic format documents, subject to Terms and Conditions for Electronic Documents at <http://www.sgs.com/en/Terms-and-Conditions/Terms-e-Documents.aspx>. Attention is drawn to the limitation of liability, indemnification and jurisdiction issues defined therein. Any holder of this document is advised that information contained hereon reflects the Company's findings at the time of its intervention only and within the limits of Client's instructions, if any. The Company's sole responsibility is to its Client and this document does not exonerate parties to a transaction from exercising all their rights and obligations under the transaction documents. This document cannot be reproduced except in full, without prior written approval of the Company. Any unauthorized alteration, forgery or falsification of the content or appearance of this document is unlawful and offenders may be prosecuted to the fullest extent of the law. Unless otherwise stated the results shown in this test report refer only to the sample(s) tested and such sample(s) are retained for 30 days only.

Attention: To check the authenticity of testing / inspection report & certificate, please contact us at telephone: (86-755) 8307 1443, or email: CN.Doccheck@sgs.com

SGS-CSTC Standards Technical Services Co., Ltd.
Shenzhen Branch (SGS-CSTC) Laboratory

No.1 Workshop, M-10, Middle Section, Science & Technology Park, Shenzhen, China 518057 t (86-755) 26012053 f (86-755) 26710594 www.sgs.com.cn
中国·深圳·科技园中区M-10栋一号厂房 邮编: 518057 t (86-755) 26012053 f (86-755) 26710594 sgs.china@sgs.com

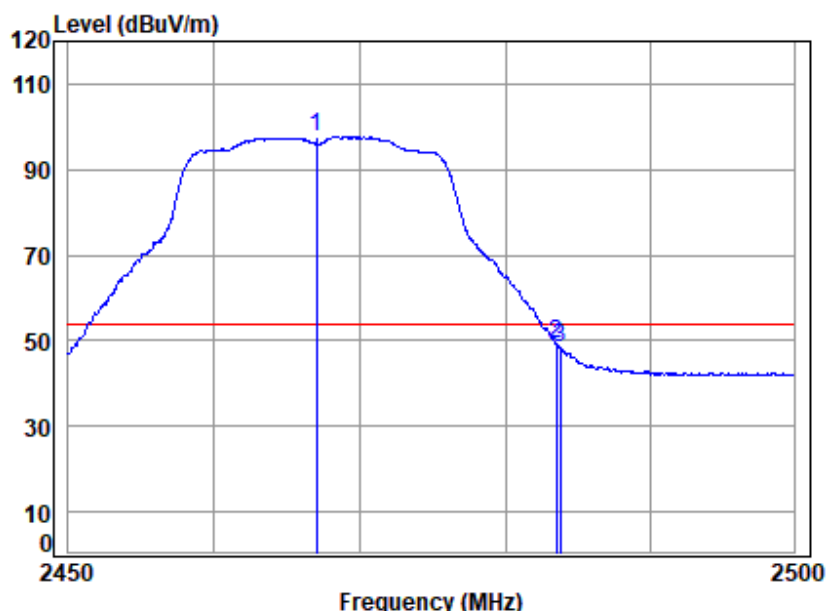
Test Mode: 19; Polarity: Horizontal; Modulation:802.11n; Bandwidth:20MHz; Channel:12



Site : chamber
Condition: 3m HORIZONTAL
Job No : 01383CR
Mode : 2467 Band edge
Note : WIFI 2.4G 11N20
: 13

	Freq	Cable Loss	Ant Factor	Preamp Factor	Read Level	Level	Limit Line	Over Limit	Remark
	MHz	dB		dB/m	dB	dBuV	dBuV/m	dBuV/m	dB
1 *	2467.000	4.47	28.65	40.46	112.17	104.83	74.00	30.83	peak
2	2483.500	4.49	28.67	40.47	66.13	58.82	74.00	-15.18	peak
3	2483.990	4.49	28.67	40.47	64.78	57.47	74.00	-16.53	peak

Test Mode: 19; Polarity: Horizontal; Modulation:802.11n; Bandwidth:20MHz; Channel:12

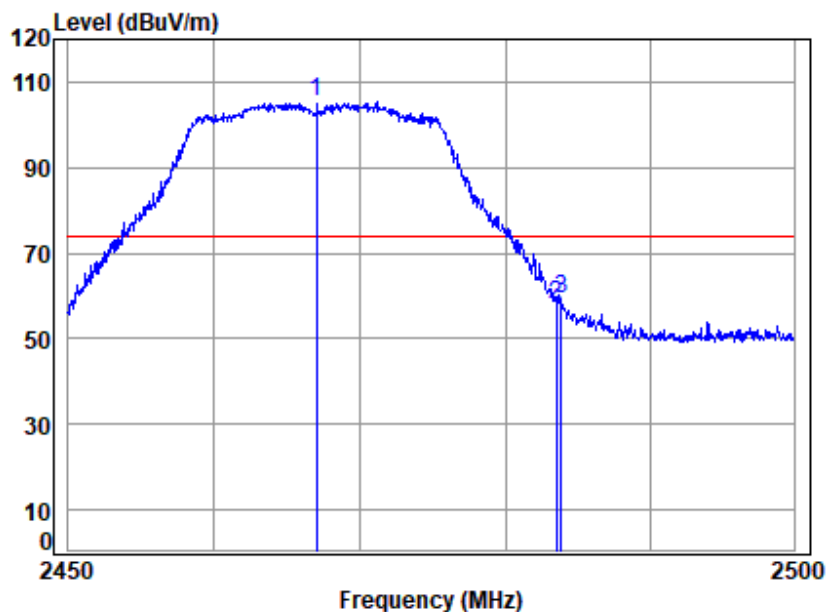


Site : chamber
Condition: 3m HORIZONTAL
Job No : 01383CR
Mode : 2467 Band edge
Note : WIFI 2.4G 11N20
: 13

	Freq	Cable Loss	Ant Factor	Preamp Factor	Read Level	Level	Limit Line	Over Limit	Remark
	MHz	dB		dB/m	dB	dBuV	dBuV/m	dBuV/m	dB
1 *	2467.000	4.47	28.65	40.46	105.00	97.66	54.00	43.66	Average
2	2483.500	4.49	28.67	40.47	56.51	49.20	54.00	-4.80	Average
3	2483.790	4.49	28.67	40.47	55.48	48.17	54.00	-5.83	Average



Test Mode: 19; Polarity: Vertical; Modulation:802.11n; Bandwidth:20MHz; Channel:12

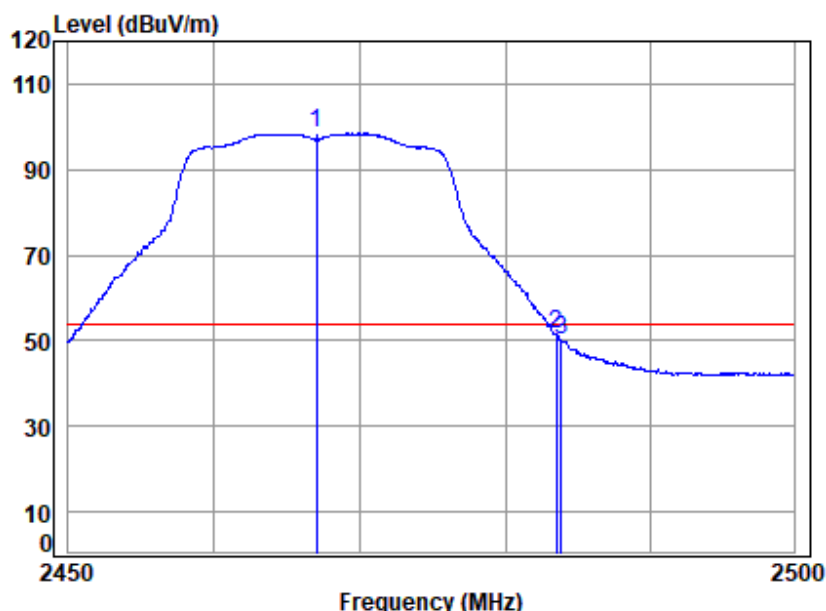


Site : chamber
Condition: 3m VERTICAL
Job No : 01383CR
Mode : 2467 Band edge
Note : WIFI 2.4G 11N20
: 13

	Freq	Cable Loss	Ant Factor	Preamp Factor	Read Level	Level	Limit Line	Over Limit	Remark
	MHz	dB		dB/m	dB	dBuV	dBuV/m	dBuV/m	dB
1 *	2467.000	4.47	28.65	40.46	112.66	105.32	74.00	31.32	Peak
2	2483.500	4.49	28.67	40.47	65.10	57.79	74.00	-16.21	Peak
3	2483.890	4.49	28.67	40.47	66.59	59.28	74.00	-14.72	Peak



Test Mode: 19; Polarity: Vertical; Modulation:802.11n; Bandwidth:20MHz; Channel:12

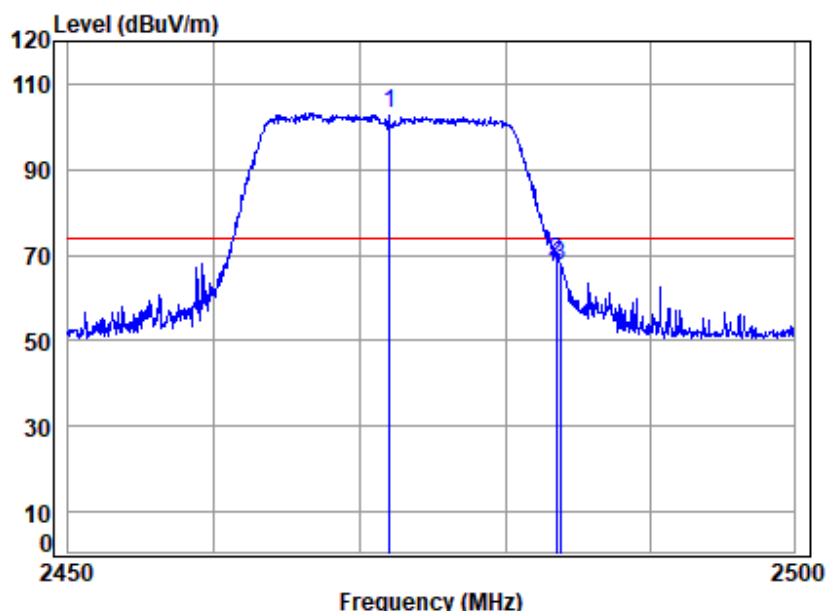


Site : chamber
Condition: 3m VERTICAL
Job No : 01383CR
Mode : 2467 Band edge
Note : WIFI 2.4G 11N20
: 13

	Freq	Cable Loss	Ant Factor	Preamp Factor	Read Level	Level	Limit Line	Over Limit	Remark
	MHz	dB	dB/m	dB	dBuV	dBuV/m	dBuV/m	dB	
1 *	2467.000	4.47	28.65	40.46	105.77	98.43	54.00	44.43	Average
2	2483.500	4.49	28.67	40.47	58.84	51.53	54.00	-2.47	Average
3	2483.840	4.49	28.67	40.47	57.58	50.27	54.00	-3.73	Average



Test Mode: 19; Polarity: Horizontal; Modulation:802.11n; Bandwidth:20MHz; Channel:High

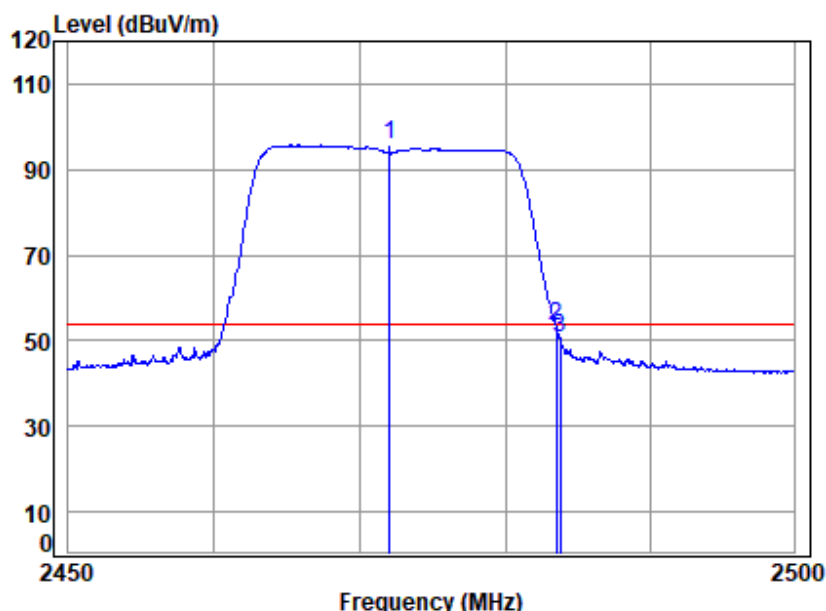


Site : chamber
Condition: 3m HORIZONTAL
Job No : 01383CR
Mode : 2472 Band edge
Note : WIFI 2.4G 11N20
: 9.5

		Cable	Ant	Preamp	Read		Limit	Over	
Freq		Loss	Factor	Factor	Level	Level	Line	Limit	Remark
MHz		dB	dB/m	dB	dBuV	dBuV/m	dBuV/m	dB	
1 *	2472.000	4.48	28.65	40.46	110.64	103.31	74.00	29.31	peak
2	2483.500	4.49	28.67	40.47	75.54	68.23	74.00	-5.77	peak
3	2483.790	4.49	28.67	40.47	74.86	67.55	74.00	-6.45	peak



Test Mode: 19; Polarity: Horizontal; Modulation:802.11n; Bandwidth:20MHz; Channel:High

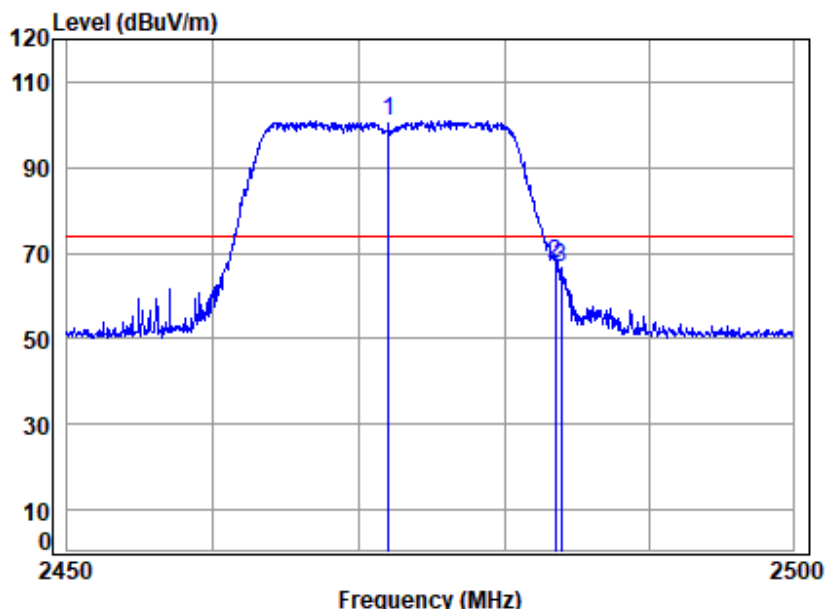


Site : chamber
Condition: 3m HORIZONTAL
Job No : 01383CR
Mode : 2472 Band edge
Note : WIFI 2.4G 11N20
: 9.5

		Cable	Ant	Preamp	Read		Limit	Over	
Freq		Loss	Factor	Factor	Level	Level	Line	Limit	Remark
MHz		dB	dB/m	dB	dBuV	dBuV/m	dBuV/m	dB	
1 *	2472.000	4.48	28.65	40.46	102.99	95.66	54.00	41.66	Average
2	2483.500	4.49	28.67	40.47	60.61	53.30	54.00	-0.70	Average
3	2483.790	4.49	28.67	40.47	58.07	50.76	54.00	-3.24	Average



Test Mode: 19; Polarity: Vertical; Modulation:802.11n; Bandwidth:20MHz; Channel:High

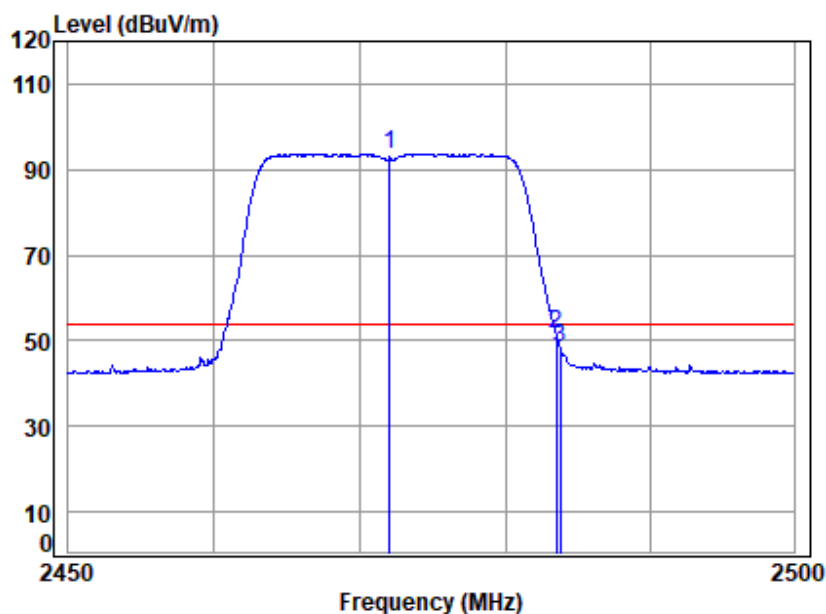


Site : chamber
Condition: 3m VERTICAL
Job No : 01383CR
Mode : 2472 Band edge
Note : WIFI 2.4G 11N20
: 9.5

		Cable	Ant	Preamp	Read		Limit	Over	
Freq		Loss	Factor	Factor	Level	Level	Line	Limit	Remark
MHz		dB	dB/m	dB	dBuV	dBuV/m	dBuV/m	dB	
1 *	2472.000	4.48	28.65	40.46	108.20	100.87	74.00	26.87	Peak
2	2483.500	4.49	28.67	40.47	74.70	67.39	74.00	-6.61	Peak
3	2483.940	4.49	28.67	40.47	73.82	66.51	74.00	-7.49	Peak



Test Mode: 19; Polarity: Vertical; Modulation:802.11n; Bandwidth:20MHz; Channel:High

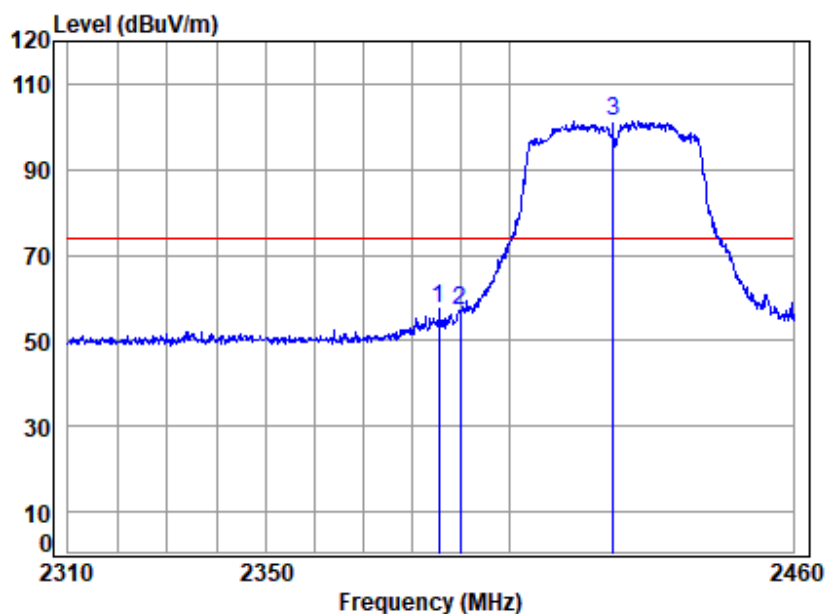


Site : chamber
Condition: 3m VERTICAL
Job No : 01383CR
Mode : 2472 Band edge
Note : WIFI 2.4G 11N20
: 9.5

		Cable	Ant	Preamp	Read		Limit	Over	
Freq		Loss	Factor	Factor	Level	Level	Line	Limit	Remark
MHz		dB	dB/m	dB	dBuV	dBuV/m	dBuV/m	dB	
1 *	2472.000	4.48	28.65	40.46	100.92	93.59	54.00	39.59	Average
2	2483.500	4.49	28.67	40.47	58.95	51.64	54.00	-2.36	Average
3	2483.790	4.49	28.67	40.47	55.84	48.53	54.00	-5.47	Average



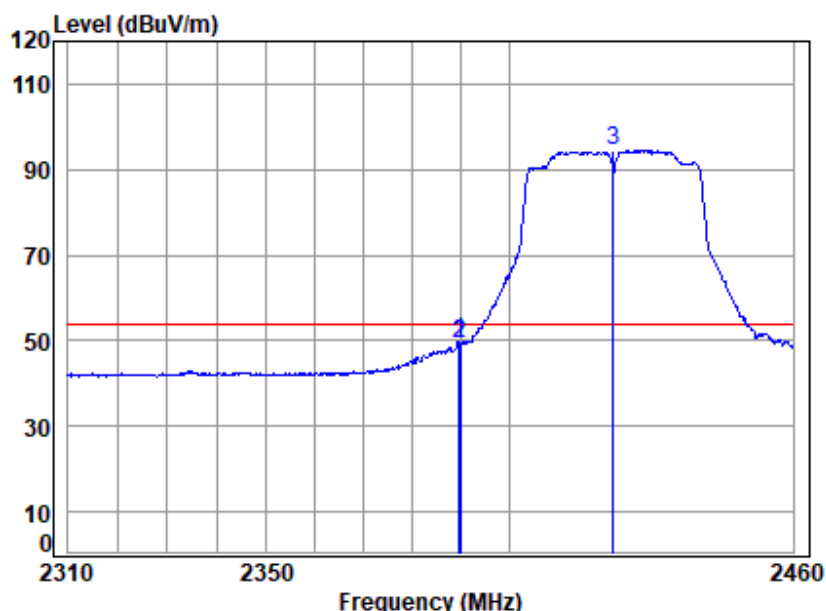
Test Mode: 19; Polarity: Horizontal; Modulation:802.11n; Bandwidth:40MHz; Channel:Low



Site : chamber
Condition: 3m HORIZONTAL
Job No : 01383CR
Mode : 2422 Band edge
Note : WIFI 2.4G 11N40
: 12

	Freq	Cable Loss	Ant Factor	Preamp Factor	Read Level	Level	Limit Line	Over Limit	Remark
	MHz	dB	dB/m	dB	dBuV	dBuV/m	dBuV/m	dB	
1	2385.621	4.34	28.51	40.42	64.93	57.36	74.00	-16.64	peak
2	2390.000	4.34	28.52	40.42	64.65	57.09	74.00	-16.91	peak
3 *	2422.000	4.40	28.57	40.44	108.83	101.36	74.00	27.36	peak

Test Mode: 19; Polarity: Horizontal; Modulation:802.11n; Bandwidth:40MHz; Channel:Low



Site : chamber
Condition: 3m HORIZONTAL
Job No : 01383CR
Mode : 2422 Band edge
Note : WIFI 2.4G 11N40
: 12

	Freq	Cable Loss	Ant Factor	Preamp Factor	Read Level	Level	Limit Line	Over Limit	Remark
	MHz	dB	dB/m	dB	dBuV	dBuV/m	dBuV/m	dB	
1	2389.677	4.34	28.52	40.42	57.12	49.56	54.00	-4.44	Average
2	2390.000	4.34	28.52	40.42	56.91	49.35	54.00	-4.65	Average
3 *	2422.000	4.40	28.57	40.44	101.92	94.45	54.00	40.45	Average

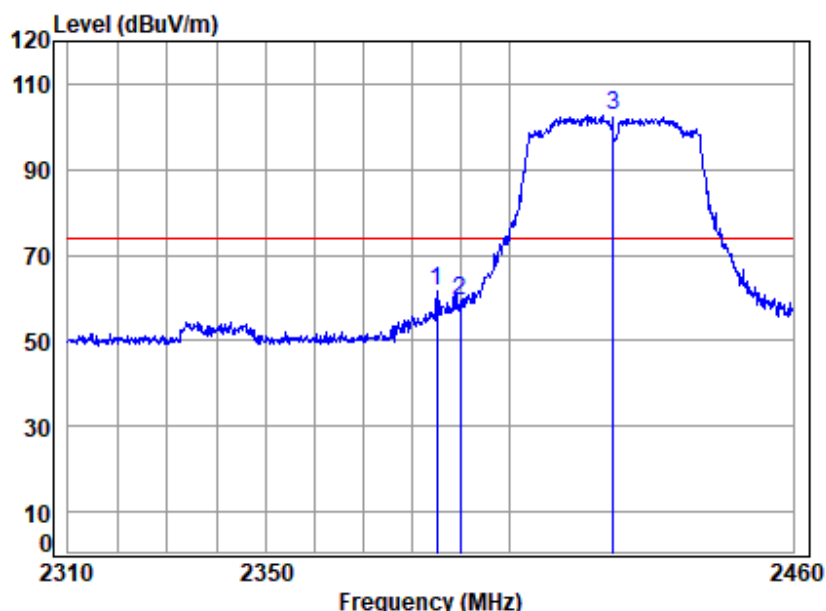


SGS-CSTC Standards Technical Services Co., Ltd.
Shenzhen Branch

Unless otherwise agreed in writing, this document is issued by the Company subject to its General Conditions of Service printed overleaf, available on request or accessible at <http://www.sgs.com/en/Terms-and-Conditions.aspx> and, for electronic format documents, subject to Terms and Conditions for Electronic Documents at <http://www.sgs.com/en/Terms-and-Conditions/Terms-e-Documents.aspx>. Attention is drawn to the limitation of liability, indemnification and jurisdiction issues defined therein. Any holder of this document is advised that information contained hereon reflects the Company's findings at the time of its intervention only and within the limits of Client's instructions, if any. The Company's sole responsibility is to its Client and this document does not exonerate parties to a transaction from exercising all their rights and obligations under the transaction documents. This document cannot be reproduced except in full, without prior written approval of the Company. Any unauthorized alteration, forgery or falsification of the content or appearance of this document is unlawful and offenders may be prosecuted to the fullest extent of the law. Unless otherwise stated the results shown in this test report refer only to the sample(s) tested and such sample(s) are retained for 30 days only.
Attention: To check the authenticity of testing / inspection report & certificate, please contact us at telephone: (86-755) 8307 1443, or email: CN.Doccheck@sgs.com

No.1 Workshop, M-10, Middle Section, Science & Technology Park, Shenzhen, China 518057 t (86-755) 26012053 f (86-755) 26710594 www.sgs.com.cn
中国·深圳·科技园中区M-10栋一号厂房 邮编: 518057 t (86-755) 26012053 f (86-755) 26710594 sgs.china@sgs.com

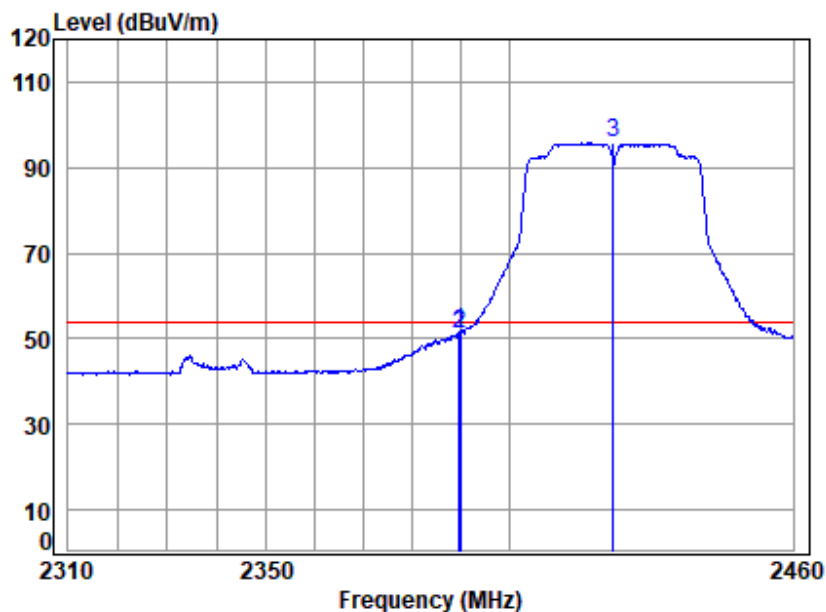
Test Mode: 19; Polarity: Vertical; Modulation:802.11n; Bandwidth:40MHz; Channel:Low



Site : chamber
Condition: 3m VERTICAL
Job No : 01383CR
Mode : 2422 Band edge
Note : WIFI 2.4G 11N40
: 12

	Freq	Cable Loss	Ant Factor	Preamp Factor	Read Level	Level	Limit Line	Over Limit	Remark
	MHz	dB	dB/m	dB	dBuV	dBuV/m	dBuV/m	dB	
1	2385.171	4.34	28.51	40.42	69.21	61.64	74.00	-12.36	Peak
2	2390.000	4.34	28.52	40.42	66.97	59.41	74.00	-14.59	Peak
3 *	2422.000	4.40	28.57	40.44	109.98	102.51	74.00	28.51	Peak

Test Mode: 19; Polarity: Vertical; Modulation:802.11n; Bandwidth:40MHz; Channel:Low

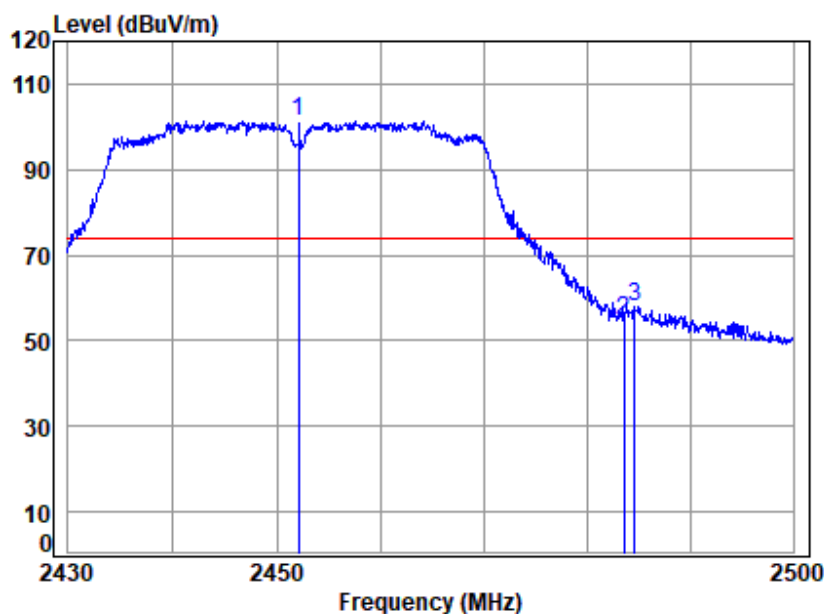


Site : chamber
Condition: 3m VERTICAL
Job No : 01383CR
Mode : 2422 Band edge
Note : WIFI 2.4G 11N40
: 12

	Freq	Cable Loss	Ant Factor	Preamp Factor	Read Level	Level	Limit Line	Over Limit	Remark
	MHz	dB	dB/m	dB	dBuV	dBuV/m	dBuV/m	dB	
1	2389.677	4.34	28.52	40.42	59.15	51.59	54.00	-2.41	Average
2	2390.000	4.34	28.52	40.42	58.80	51.24	54.00	-2.76	Average
3 *	2422.000	4.40	28.57	40.44	103.11	95.64	54.00	41.64	Average



Test Mode: 19; Polarity: Horizontal; Modulation:802.11n; Bandwidth:40MHz; Channel:9

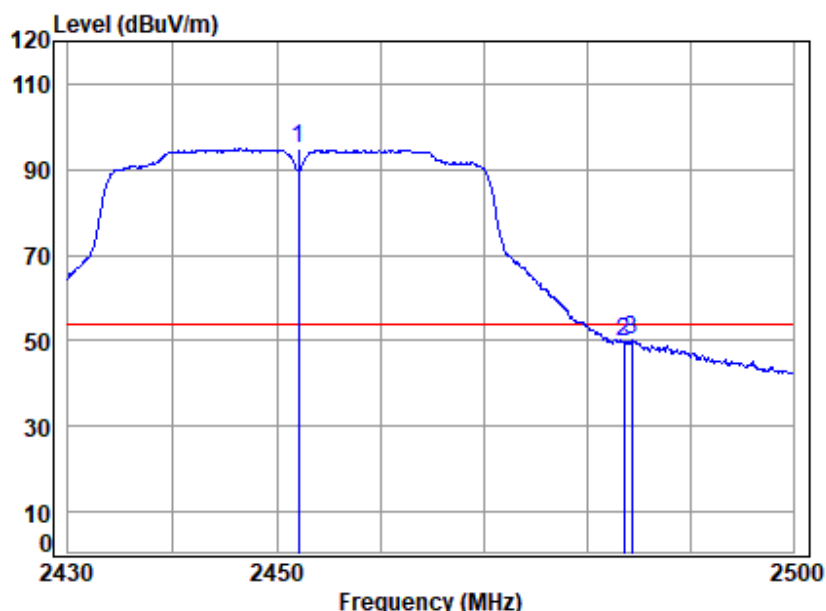


Site : chamber
Condition: 3m HORIZONTAL
Job No : 01383CR
Mode : 2452 Band edge
Note : WIFI 2.4G 11N40
: 10.5

		Cable	Ant	Preamp	Read		Limit	Over	
Freq		Loss	Factor	Factor	Level	Level	Line	Limit	Remark
MHz		dB	dB/m	dB	dBuV	dBuV/m	dBuV/m	dB	
1 *	2452.000	4.44	28.62	40.45	108.86	101.47	74.00	27.47	peak
2	2483.500	4.49	28.67	40.47	62.19	54.88	74.00	-19.12	peak
3	2484.500	4.50	28.67	40.47	65.09	57.79	74.00	-16.21	peak



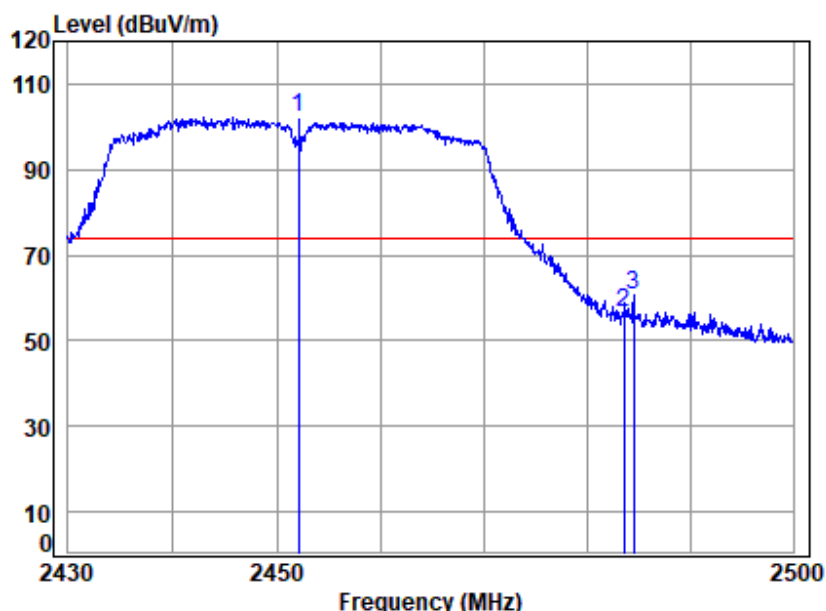
Test Mode: 19; Polarity: Horizontal; Modulation:802.11n; Bandwidth:40MHz; Channel:9



Site : chamber
Condition: 3m HORIZONTAL
Job No : 01383CR
Mode : 2452 Band edge
Note : WIFI 2.4G 11N40
: 10.5

		Cable	Ant	Preamp	Read		Limit	Over	
Freq		Loss	Factor	Factor	Level	Level	Line	Limit	Remark
MHz		dB	dB/m	dB	dBuV	dBuV/m	dBuV/m	dB	
1 *	2452.000	4.44	28.62	40.45	102.24	94.85	54.00	40.85	Average
2	2483.500	4.49	28.67	40.47	57.02	49.71	54.00	-4.29	Average
3	2484.217	4.50	28.67	40.47	57.33	50.03	54.00	-3.97	Average

Test Mode: 19; Polarity: Vertical; Modulation:802.11n; Bandwidth:40MHz; Channel:9

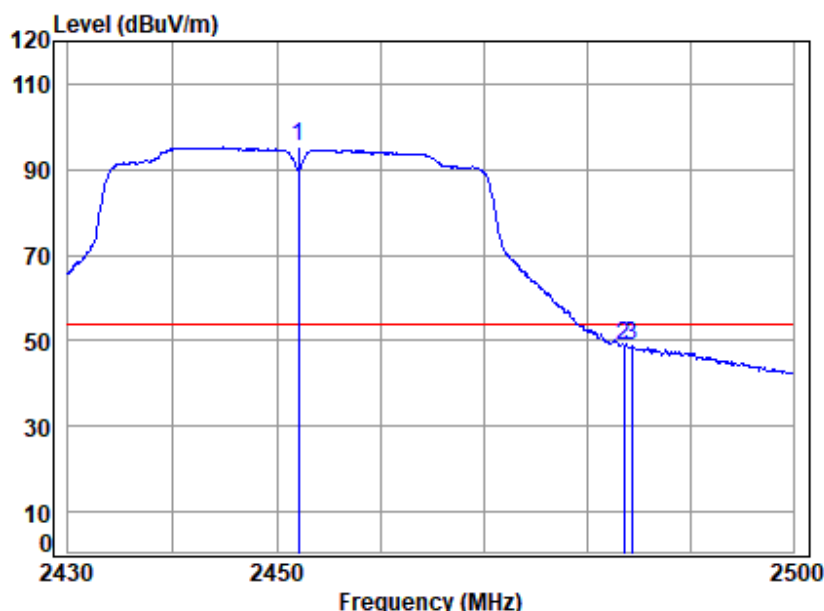


Site : chamber
Condition: 3m VERTICAL
Job No : 01383CR
Mode : 2452 Band edge
Note : WIFI 2.4G 11N40
: 10.5

		Cable	Ant	Preamp	Read		Limit	Over	
Freq		Loss	Factor	Factor	Level	Level	Line	Limit	Remark
MHz		dB	dB/m	dB	dBuV	dBuV/m	dBuV/m	dB	
1 *	2452.000	4.44	28.62	40.45	109.68	102.29	74.00	28.29	Peak
2	2483.500	4.49	28.67	40.47	63.97	56.66	74.00	-17.34	Peak
3	2484.429	4.50	28.67	40.47	67.92	60.62	74.00	-13.38	Peak



Test Mode: 19; Polarity: Vertical; Modulation:802.11n; Bandwidth:40MHz; Channel:9

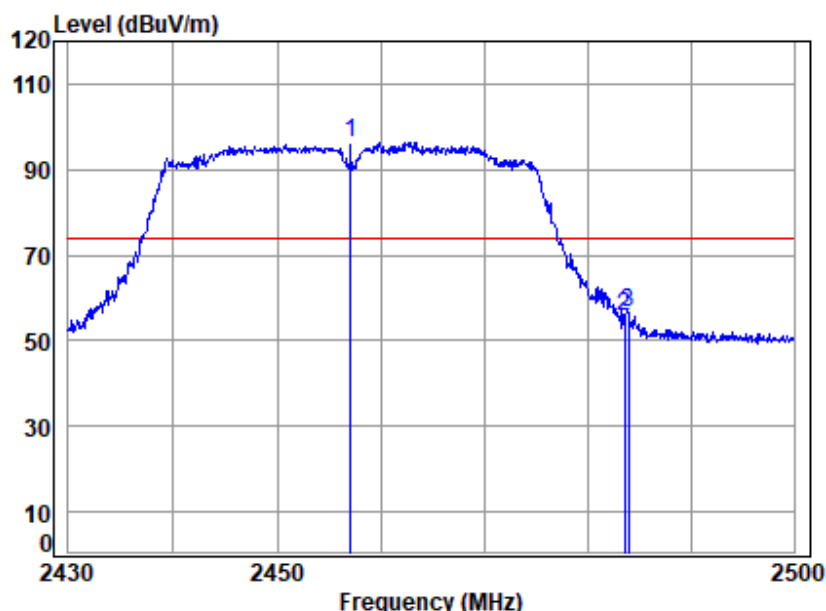


Site : chamber
Condition: 3m VERTICAL
Job No : 01383CR
Mode : 2452 Band edge
Note : WIFI 2.4G 11N40
: 10.5

		Cable	Ant	Preamp	Read		Limit	Over	
Freq		Loss	Factor	Factor	Level	Level	Line	Limit	Remark
MHz		dB	dB/m	dB	dBuV	dBuV/m	dBuV/m	dB	
1 *	2452.000	4.44	28.62	40.45	102.54	95.15	54.00	41.15	Average
2	2483.500	4.49	28.67	40.47	56.33	49.02	54.00	-4.98	Average
3	2484.288	4.50	28.67	40.47	55.94	48.64	54.00	-5.36	Average



Test Mode: 19; Polarity: Horizontal; Modulation:802.11n; Bandwidth:40MHz; Channel:10

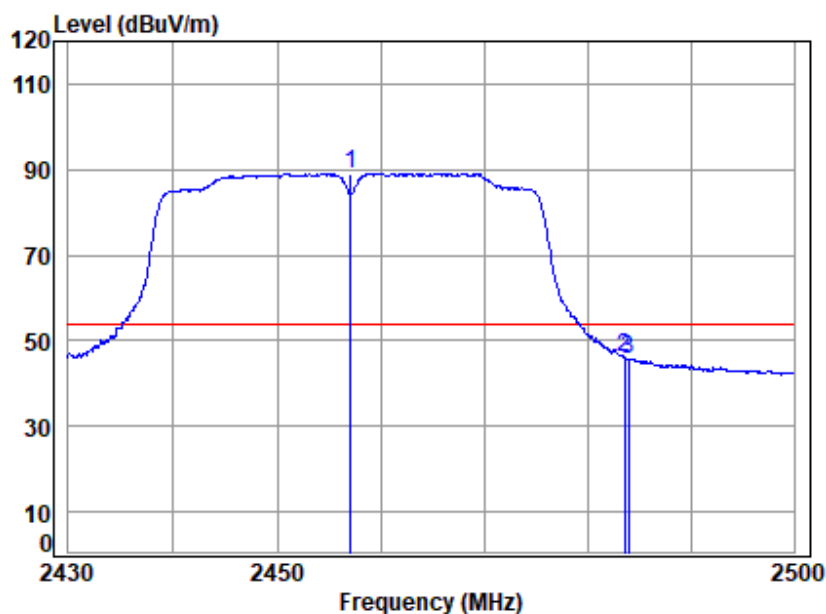


Site : chamber
Condition: 3m HORIZONTAL
Job No : 01383CR
Mode : 2457 Band edge
Note : WIFI 2.4G 11N40
: 6.5

		Cable	Ant	Preamp	Read		Limit	Over	
Freq		Loss	Factor	Factor	Level	Level	Line	Limit	Remark
MHz		dB	dB/m	dB	dBuV	dBuV/m	dBuV/m	dB	
1 *	2457.000	4.45	28.63	40.45	103.79	96.42	74.00	22.42	peak
2	2483.500	4.49	28.67	40.47	62.93	55.62	74.00	-18.38	peak
3	2483.865	4.49	28.67	40.47	64.04	56.73	74.00	-17.27	peak



Test Mode: 19; Polarity: Horizontal; Modulation:802.11n; Bandwidth:40MHz; Channel:10

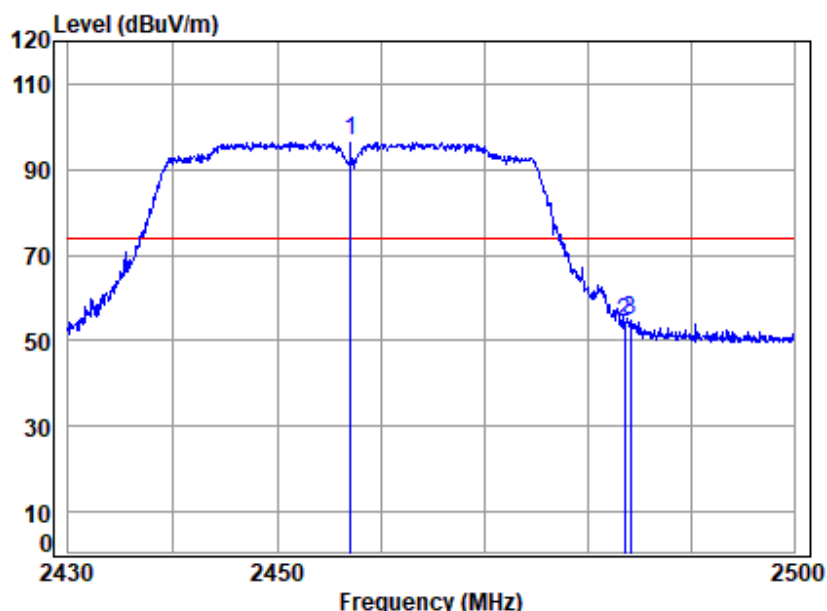


Site : chamber
Condition: 3m HORIZONTAL
Job No : 01383CR
Mode : 2457 Band edge
Note : WIFI 2.4G 11N40
: 6.5

		Cable	Ant	Preamp	Read		Limit	Over	
Freq		Loss	Factor	Factor	Level	Level	Line	Limit	Remark
MHz		dB	dB/m	dB	dBuV	dBuV/m	dBuV/m	dB	
1 *	2457.000	4.45	28.63	40.45	96.56	89.19	54.00	35.19	Average
2	2483.500	4.49	28.67	40.47	53.22	45.91	54.00	-8.09	Average
3	2483.865	4.49	28.67	40.47	52.87	45.56	54.00	-8.44	Average



Test Mode: 19; Polarity: Vertical; Modulation:802.11n; Bandwidth:40MHz; Channel:10

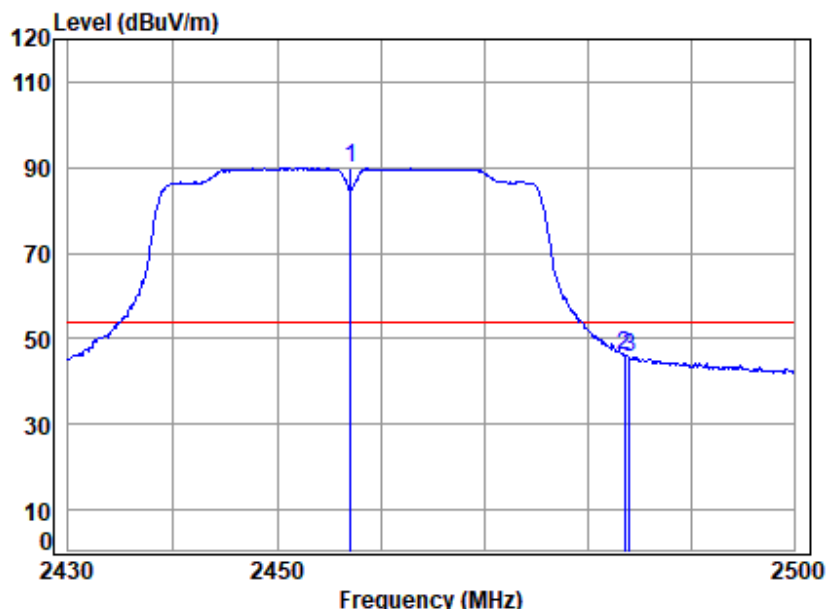


Site : chamber
Condition: 3m VERTICAL
Job No : 01383CR
Mode : 2457 Band edge
Note : WIFI 2.4G 11N40
: 6.5

		Cable	Ant	Preamp	Read		Limit	Over	
Freq		Loss	Factor	Factor	Level	Level	Line	Limit	Remark
MHz		dB	dB/m	dB	dBuV	dBuV/m	dBuV/m	dB	
1 *	2457.000	4.45	28.63	40.45	104.06	96.69	74.00	22.69	Peak
2	2483.500	4.49	28.67	40.47	61.70	54.39	74.00	-19.61	Peak
3	2484.076	4.50	28.67	40.47	62.09	54.79	74.00	-19.21	Peak



Test Mode: 19; Polarity: Vertical; Modulation:802.11n; Bandwidth:40MHz; Channel:10

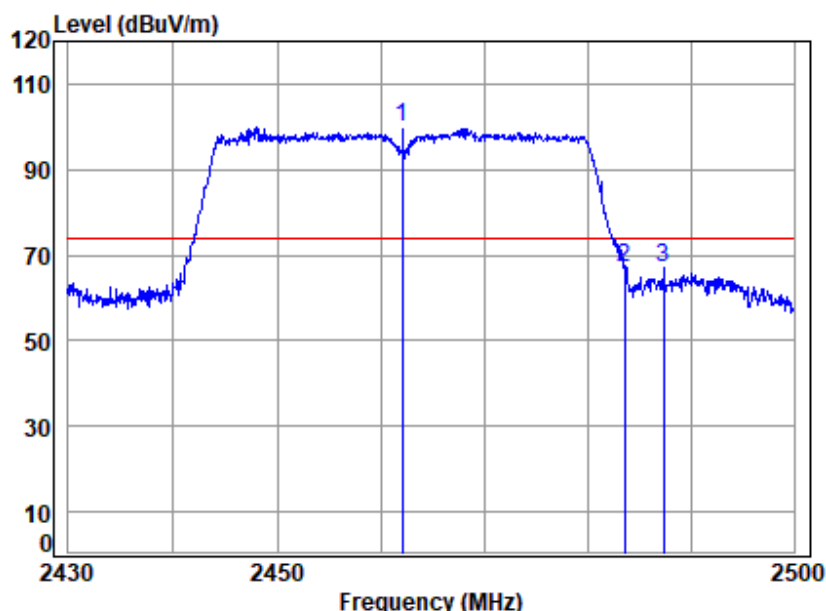


Site : chamber
Condition: 3m VERTICAL
Job No : 01383CR
Mode : 2457 Band edge
Note : WIFI 2.4G 11N40
: 6.5

		Cable	Ant	Preamp	Read		Limit	Over	
Freq		Loss	Factor	Factor	Level	Level	Line	Limit	Remark
MHz		dB	dB/m	dB	dBuV	dBuV/m	dBuV/m	dB	
1 *	2457.000	4.45	28.63	40.45	97.18	89.81	54.00	35.81	Average
2	2483.500	4.49	28.67	40.47	53.42	46.11	54.00	-7.89	Average
3	2483.935	4.49	28.67	40.47	52.97	45.66	54.00	-8.34	Average



Test Mode: 19; Polarity: Horizontal; Modulation:802.11n; Bandwidth:40MHz; Channel:High

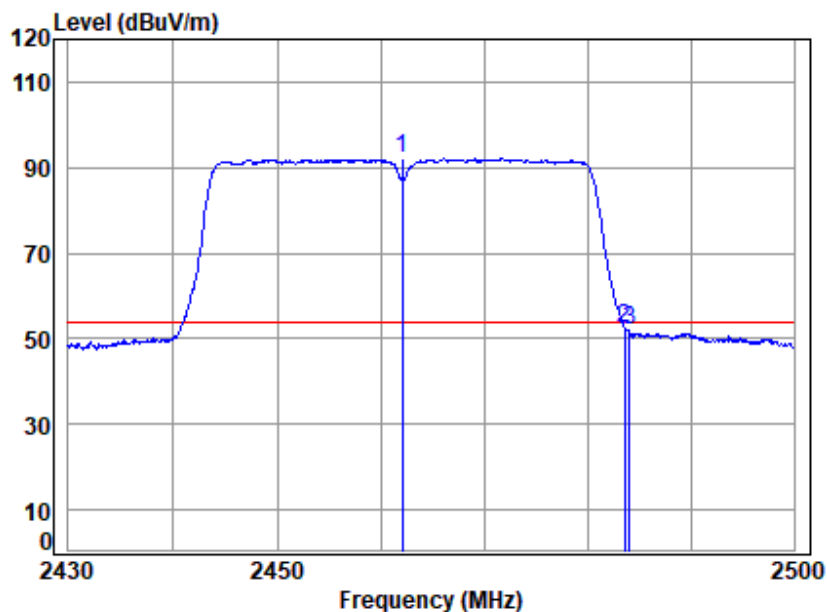


Site : chamber
Condition: 3m HORIZONTAL
Job No : 01383CR
Mode : 2462 Band edge
Note : WIFI 2.4G 11N40
: 6.5

		Cable	Ant	Preamp	Read		Limit	Over	
Freq		Loss	Factor	Factor	Level	Level	Line	Limit	Remark
MHz		dB	dB/m	dB	dBuV	dBuV/m	dBuV/m	dB	
1 *	2462.000	4.46	28.64	40.46	107.08	99.72	74.00	25.72	peak
2	2483.500	4.49	28.67	40.47	74.35	67.04	74.00	-6.96	peak
3	2487.253	4.50	28.68	40.47	74.14	66.85	74.00	-7.15	peak



Test Mode: 19; Polarity: Horizontal; Modulation:802.11n; Bandwidth:40MHz; Channel:High

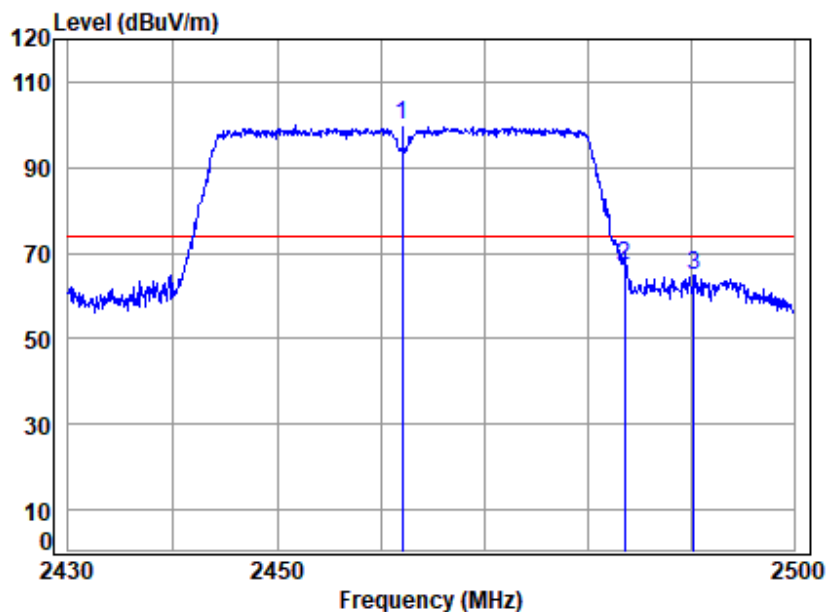


Site : chamber
Condition: 3m HORIZONTAL
Job No : 01383CR
Mode : 2462 Band edge
Note : WIFI 2.4G 11N40
: 6.5

		Cable	Ant	Preamp	Read		Limit	Over	
Freq		Loss	Factor	Factor	Level	Level	Line	Limit	Remark
MHz		dB	dB/m	dB	dBuV	dBuV/m	dBuV/m	dB	
1 *	2462.000	4.46	28.64	40.46	99.58	92.22	54.00	38.22	Average
2	2483.500	4.49	28.67	40.47	59.87	52.56	54.00	-1.44	Average
3	2483.935	4.49	28.67	40.47	59.45	52.14	54.00	-1.86	Average



Test Mode: 19; Polarity: Vertical; Modulation:802.11n; Bandwidth:40MHz; Channel:High

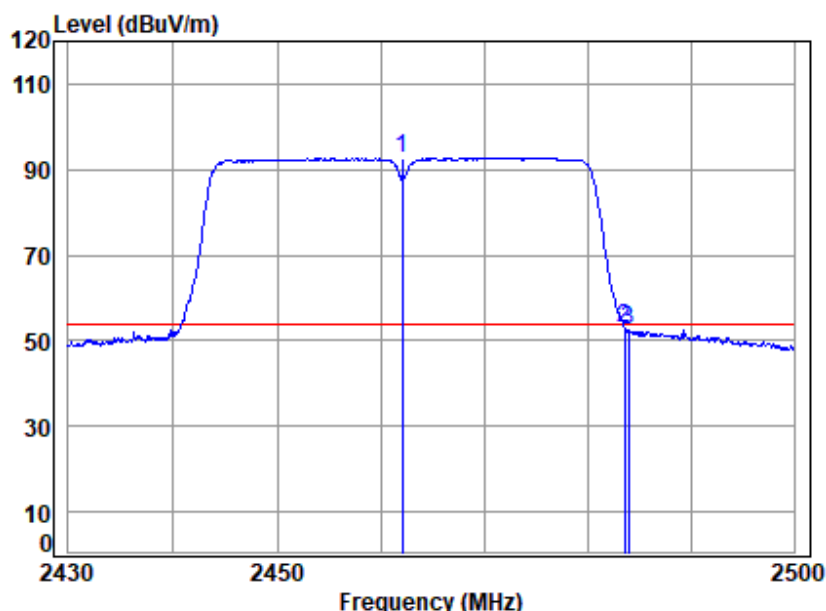


Site : chamber
Condition: 3m VERTICAL
Job No : 01383CR
Mode : 2462 Band edge
Note : WIFI 2.4G 11N40
: 6.5

		Cable	Ant	Preamp	Read		Limit	Over	
Freq		Loss	Factor	Factor	Level	Level	Line	Limit	Remark
MHz		dB	dB/m	dB	dBuV	dBuV/m	dBuV/m	dB	
1 *	2462.000	4.46	28.64	40.46	107.11	99.75	74.00	25.75	Peak
2	2483.500	4.49	28.67	40.47	74.60	67.29	74.00	-6.71	Peak
3	2490.221	4.50	28.68	40.47	72.08	64.79	74.00	-9.21	Peak



Test Mode: 19; Polarity: Vertical; Modulation:802.11n; Bandwidth:40MHz; Channel:High

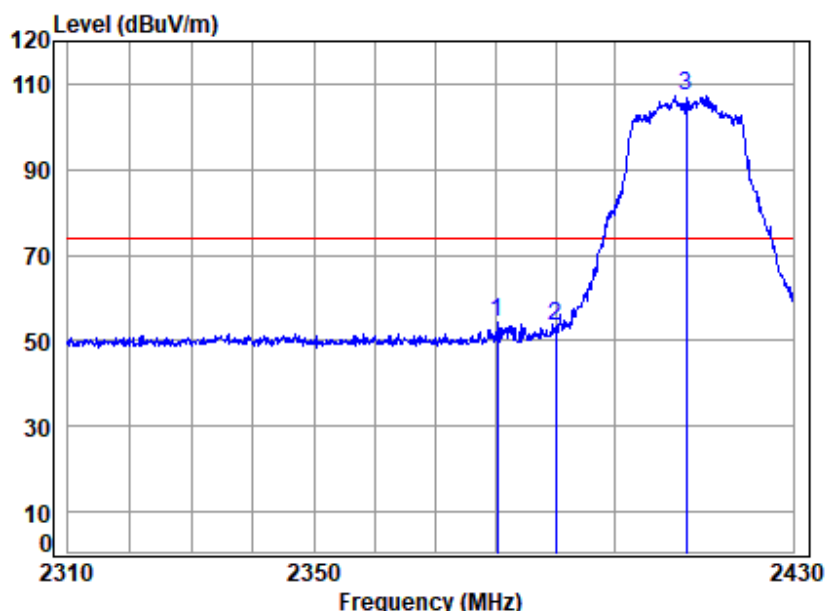


Site : chamber
Condition: 3m VERTICAL
Job No : 01383CR
Mode : 2462 Band edge
Note : WIFI 2.4G 11N40
: 6.5

		Cable	Ant	Preamp	Read		Limit	Over	
Freq		Loss	Factor	Factor	Level	Level	Line	Limit	Remark
MHz		dB	dB/m	dB	dBuV	dBuV/m	dBuV/m	dB	
1 *	2462.000	4.46	28.64	40.46	100.14	92.78	54.00	38.78	Average
2	2483.500	4.49	28.67	40.47	60.43	53.12	54.00	-0.88	Average
3	2483.865	4.49	28.67	40.47	59.76	52.45	54.00	-1.55	Average



Test Mode: 19; Polarity: Horizontal; Modulation: 802.11ax; Bandwidth: 20MHz; Channel: Low



Site : chamber
Condition: 3m HORIZONTAL
Job No : 01383CR
Mode : 2412 Band edge
Note : WIFI 2.4G 11AX20

	Freq	Cable Loss	Ant Factor	Preamplifier Factor	Read Level	Level	Limit Line	Over Limit	Remark
	MHz	dB	dB/m	dB	dBuV	dBuV/m	dBuV/m	dB	
1	2380.305	4.33	28.50	40.41	61.99	54.41	74.00	-19.59	peak
2	2390.000	4.34	28.52	40.42	61.04	53.48	74.00	-20.52	peak
3 *	2412.000	4.38	28.56	40.43	114.73	107.24	74.00	33.24	peak

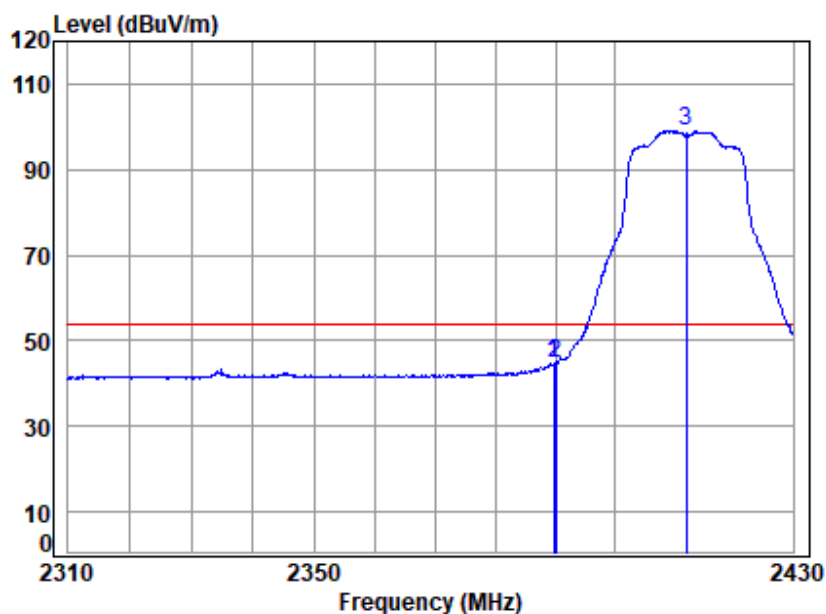


Unless otherwise agreed in writing, this document is issued by the Company subject to its General Conditions of Service printed overleaf, available on request or accessible at <http://www.sgs.com/en/Terms-and-Conditions.aspx> and, for electronic format documents, subject to Terms and Conditions for Electronic Documents at <http://www.sgs.com/en/Terms-and-Conditions/Terms-e-Documents.aspx>. Attention is drawn to the limitation of liability, indemnification and jurisdiction issues defined therein. Any holder of this document is advised that information contained hereon reflects the Company's findings at the time of its intervention only and within the limits of Client's instructions, if any. The Company's sole responsibility is to its Client and this document does not exonerate parties to a transaction from exercising all their rights and obligations under the transaction documents. This document cannot be reproduced except in full, without prior written approval of the Company. Any unauthorized alteration, forgery or falsification of the content or appearance of this document is unlawful and offenders may be prosecuted to the fullest extent of the law. Unless otherwise stated the results shown in this test report refer only to the sample(s) tested and such sample(s) are retained for 30 days only.
Attention: To check the authenticity of testing / inspection report & certificate, please contact us at telephone: (86-755) 8307 1443, or email: CN.Doccheck@sgs.com

SGS-CSTC Standards Technical Services Co., Ltd.
Shenzhen Branch

No.1 Workshop, M-10, Middle Section, Science & Technology Park, Shenzhen, China 518057 t (86-755) 26012053 f (86-755) 26710594 www.sgs.com.cn
中国·深圳·科技园中区M-10栋一号厂房 邮编: 518057 t (86-755) 26012053 f (86-755) 26710594 sgs.china@sgs.com

Test Mode: 19; Polarity: Horizontal; Modulation:802.11ax; Bandwidth:20MHz; Channel:Low

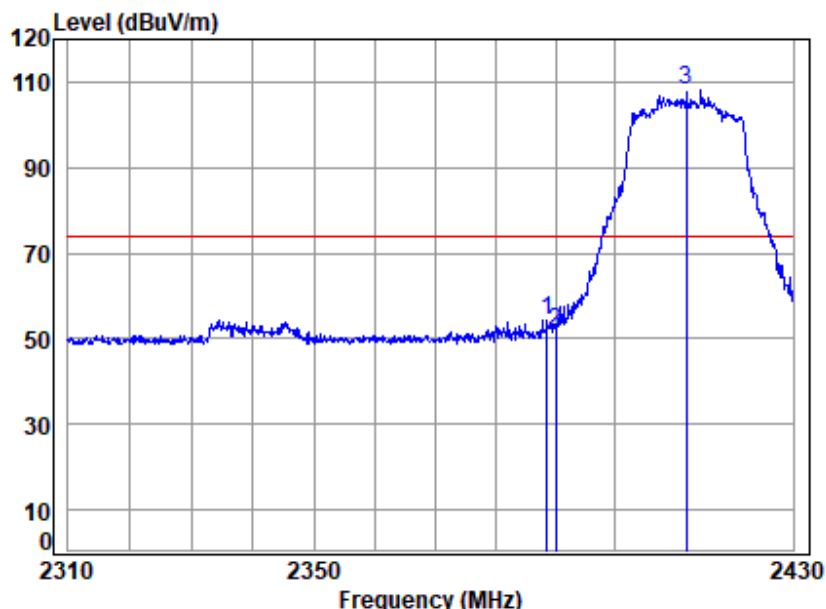


Site : chamber
Condition: 3m HORIZONTAL
Job No : 01383CR
Mode : 2412 Band edge
Note : WIFI 2.4G 11AX20

	Freq	Cable Loss	Ant Factor	Preamplifier Factor	Read Level	Level	Limit Line	Over Limit	Remark
	MHz	dB	dB/m	dB	dBuV	dBuV/m	dBuV/m	dB	
1	2389.726	4.34	28.52	40.42	52.18	44.62	54.00	-9.38	Average
2	2390.000	4.34	28.52	40.42	52.16	44.60	54.00	-9.40	Average
3 *	2412.000	4.38	28.56	40.43	106.63	99.14	54.00	45.14	Average



Test Mode: 19; Polarity: Vertical; Modulation:802.11ax; Bandwidth:20MHz; Channel:Low

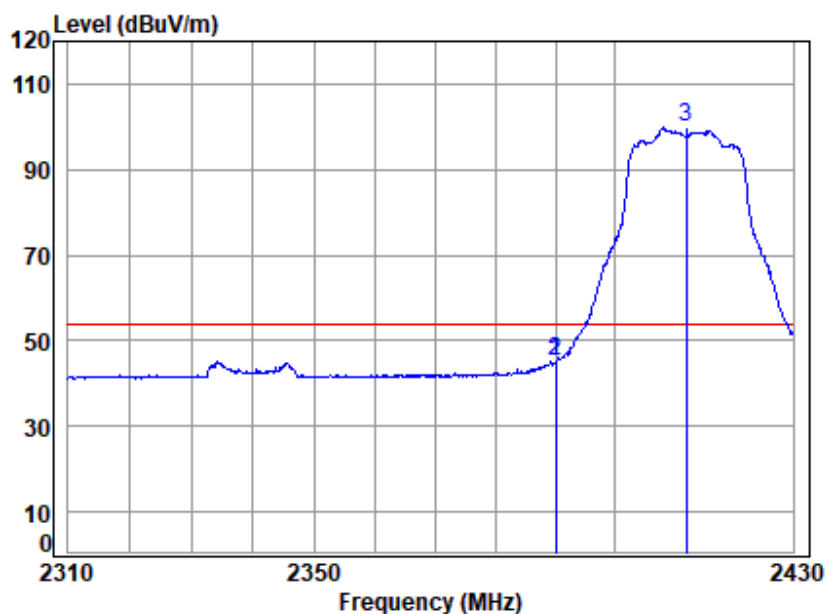


Site : chamber
Condition: 3m VERTICAL
Job No : 01383CR
Mode : 2412 Band edge
Note : WIFI 2.4G 11AX20

	Freq	Cable Loss	Ant Factor	Preamplifier Factor	Read Level	Level	Limit Line	Over Limit	Remark
	MHz	dB	dB/m	dB	dBuV	dBuV/m	dBuV/m	dB	
1	2388.637	4.34	28.52	40.42	62.05	54.49	74.00	-19.51	Peak
2	2390.000	4.34	28.52	40.42	58.97	51.41	74.00	-22.59	Peak
3 *	2412.000	4.38	28.56	40.43	115.51	108.02	74.00	34.02	Peak



Test Mode: 19; Polarity: Vertical; Modulation:802.11ax; Bandwidth:20MHz; Channel:Low



Site : chamber
Condition: 3m VERTICAL
Job No : 01383CR
Mode : 2412 Band edge
Note : WIFI 2.4G 11AX20

	Freq	Cable Loss	Ant Factor	Preamplifier Factor	Read Level	Level	Limit Line	Over Limit	Remark
	MHz	dB	dB/m	dB	dBuV	dBuV/m	dBuV/m	dB	
1	2389.968	4.34	28.52	40.42	52.75	45.19	54.00	-8.81	Average
2	2390.000	4.34	28.52	40.42	52.75	45.19	54.00	-8.81	Average
3 *	2412.000	4.38	28.56	40.43	107.39	99.90	54.00	45.90	Average

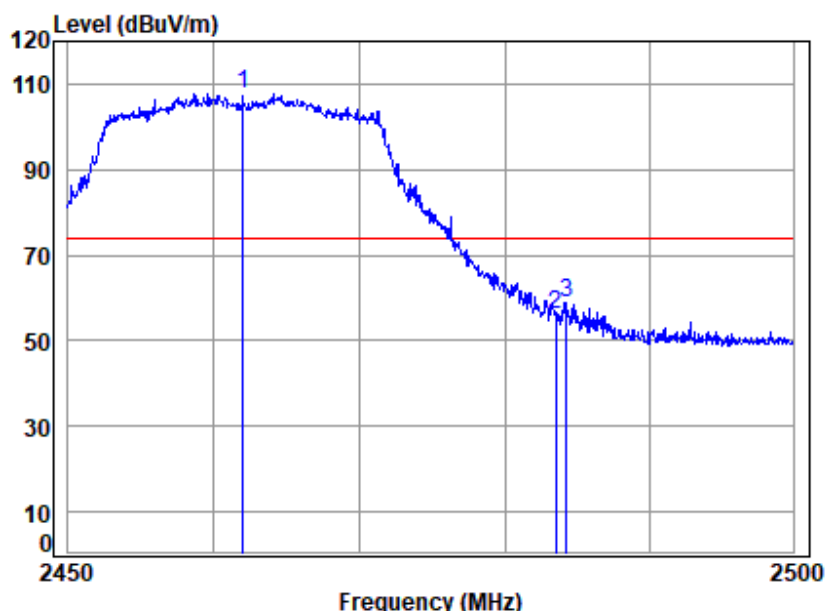


Unless otherwise agreed in writing, this document is issued by the Company subject to its General Conditions of Service printed overleaf, available on request or accessible at <http://www.sgs.com/en/Terms-and-Conditions.aspx> and, for electronic format documents, subject to Terms and Conditions for Electronic Documents at <http://www.sgs.com/en/Terms-and-Conditions/Terms-e-Documents.aspx>. Attention is drawn to the limitation of liability, indemnification and jurisdiction issues defined therein. Any holder of this document is advised that information contained hereon reflects the Company's findings at the time of its intervention only and within the limits of Client's instructions, if any. The Company's sole responsibility is to its Client and this document does not exonerate parties to a transaction from exercising all their rights and obligations under the transaction documents. This document cannot be reproduced except in full, without prior written approval of the Company. Any unauthorized alteration, forgery or falsification of the content or appearance of this document is unlawful and offenders may be prosecuted to the fullest extent of the law. Unless otherwise stated the results shown in this test report refer only to the sample(s) tested and such sample(s) are retained for 30 days only.
Attention: To check the authenticity of testing / inspection report & certificate, please contact us at telephone: (86-755) 8307 1443, or email: CN.Doccheck@sgs.com

SGS-CSTC Standards Technical Services Co., Ltd.
Shenzhen Branch

No.1 Workshop, M-10, Middle Section, Science & Technology Park, Shenzhen, China 518057 t (86-755) 26012053 f (86-755) 26710594 www.sgs.com.cn
中国·深圳·科技园中区M-10栋一号厂房 邮编: 518057 t (86-755) 26012053 f (86-755) 26710594 sgs.china@sgs.com

Test Mode: 19; Polarity: Horizontal; Modulation:802.11ax; Bandwidth:20MHz; Channel:11

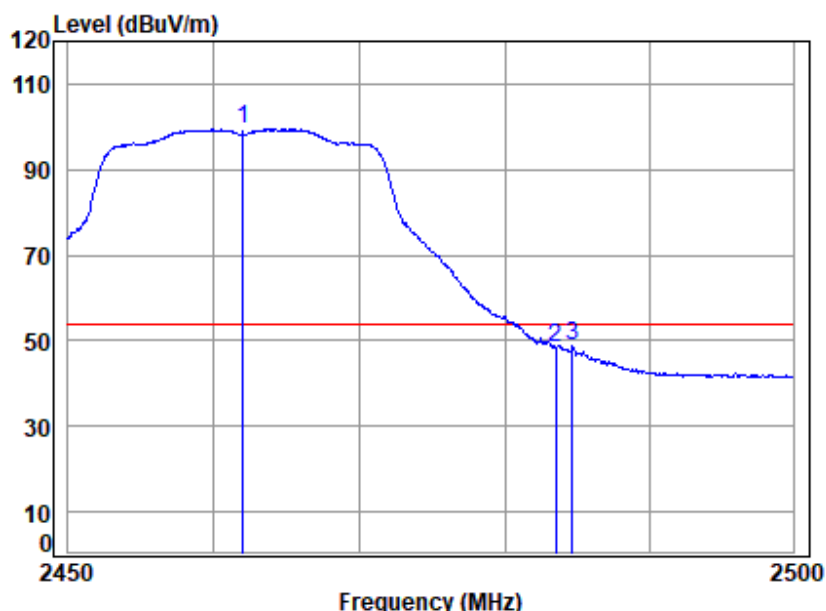


Site : chamber
Condition: 3m HORIZONTAL
Job No : 01383CR
Mode : 2462 Band edge
Note : WIFI 2.4G 11AX20

	Freq	Cable Loss	Ant Factor	Preamplifier Factor	Read Level	Level	Limit Line	Over Limit	Remark
	MHz	dB	dB/m	dB	dBuV	dBuV/m	dBuV/m	dB	
1 *	2462.000	4.46	28.64	40.46	114.90	107.54	74.00	33.54	peak
2	2483.500	4.49	28.67	40.47	63.52	56.21	74.00	-17.79	peak
3	2484.292	4.50	28.67	40.47	66.37	59.07	74.00	-14.93	peak



Test Mode: 19; Polarity: Horizontal; Modulation:802.11ax; Bandwidth:20MHz; Channel:11



Site : chamber
Condition: 3m HORIZONTAL
Job No : 01383CR
Mode : 2462 Band edge
Note : WIFI 2.4G 11AX20

	Freq	Cable Loss	Ant Factor	Preamplifier Factor	Read Level	Level	Limit Line	Over Limit	Remark
	MHz	dB	dB/m	dB	dBuV	dBuV/m	dBuV/m	dB	
1 *	2462.000	4.46	28.64	40.46	107.05	99.69	54.00	45.69	Average
2	2483.500	4.49	28.67	40.47	55.85	48.54	54.00	-5.46	Average
3	2484.693	4.50	28.68	40.47	56.01	48.72	54.00	-5.28	Average



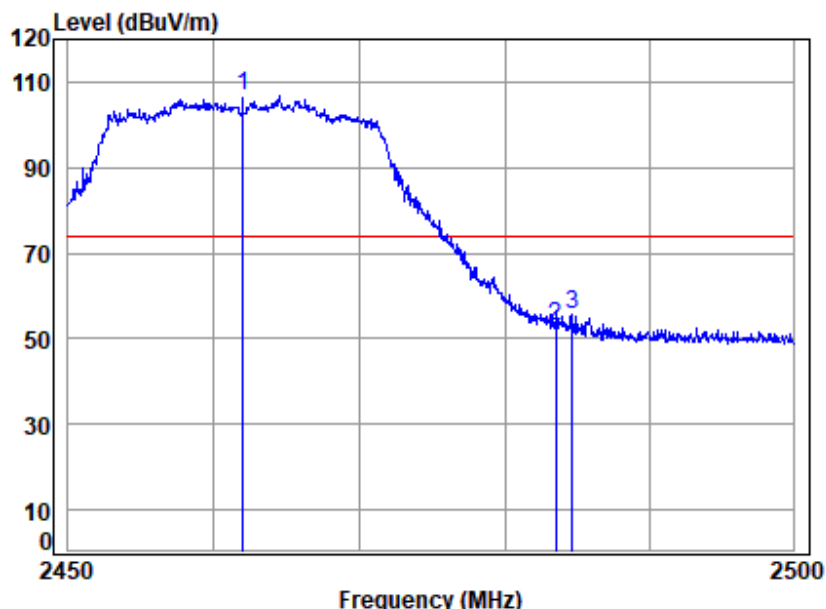
Unless otherwise agreed in writing, this document is issued by the Company subject to its General Conditions of Service printed overleaf, available on request or accessible at <http://www.sgs.com/en/Terms-and-Conditions.aspx> and, for electronic format documents, subject to Terms and Conditions for Electronic Documents at <http://www.sgs.com/en/Terms-and-Conditions/Terms-e-Documents.aspx>. Attention is drawn to the limitation of liability, indemnification and jurisdiction issues defined therein. Any holder of this document is advised that information contained hereon reflects the Company's findings at the time of its intervention only and within the limits of Client's instructions, if any. The Company's sole responsibility is to its Client and this document does not exonerate parties to a transaction from exercising all their rights and obligations under the transaction documents. This document cannot be reproduced except in full, without prior written approval of the Company. Any unauthorized alteration, forgery or falsification of the content or appearance of this document is unlawful and offenders may be prosecuted to the fullest extent of the law. Unless otherwise stated the results shown in this test report refer only to the sample(s) tested and such sample(s) are retained for 30 days only.

Attention: To check the authenticity of testing / inspection report & certificate, please contact us at telephone: (86-755) 8307 1443, or email: CN.Doccheck@sgs.com

SGS-CSTC Standards Technical Services Co., Ltd.
Shenzhen Branch

No.1 Workshop, M-10, Middle Section, Science & Technology Park, Shenzhen, China 518057 t (86-755) 26012053 f (86-755) 26710594 www.sgs.com.cn
中国·深圳·科技园中区M-10栋一号厂房 邮编: 518057 t (86-755) 26012053 f (86-755) 26710594 sgs.china@sgs.com

Test Mode: 19; Polarity: Vertical; Modulation:802.11ax; Bandwidth:20MHz; Channel:11



Site : chamber
Condition: 3m VERTICAL
Job No : 01383CR
Mode : 2462 Band edge
Note : WIFI 2.4G 11AX20

	Freq	Cable Loss	Ant Factor	Preamplifier	Read Level	Level	Limit Line	Over Limit	Remark
	MHz	dB	dB/m	dB	dBuV	dBuV/m	dBuV/m	dB	
1 *	2462.000	4.46	28.64	40.46	114.21	106.85	74.00	32.85	Peak
2	2483.500	4.49	28.67	40.47	60.04	52.73	74.00	-21.27	Peak
3	2484.693	4.50	28.68	40.47	63.07	55.78	74.00	-18.22	Peak

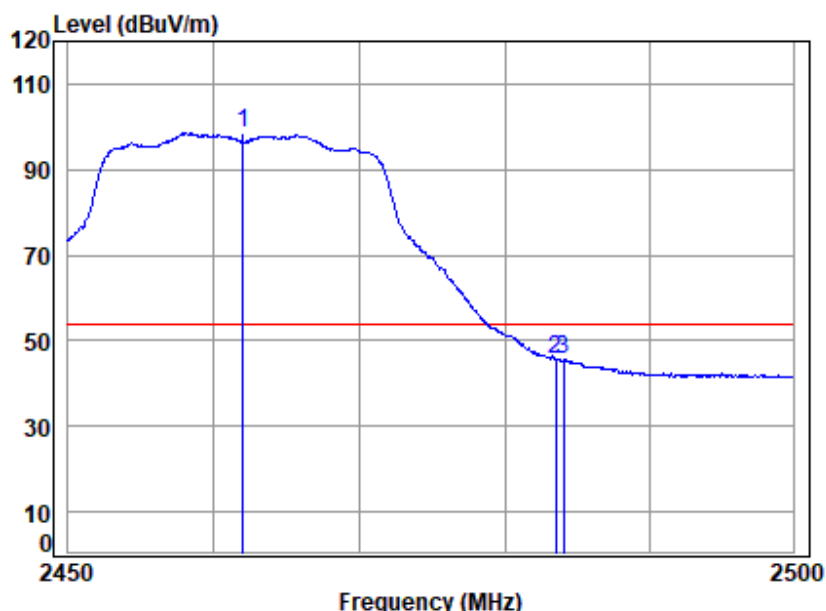


SGS-CSTC Standards Technical Services Co., Ltd.
Shenzhen Branch

Unless otherwise agreed in writing, this document is issued by the Company subject to its General Conditions of Service printed overleaf, available on request or accessible at <http://www.sgs.com/en/Terms-and-Conditions.aspx> and, for electronic format documents, subject to Terms and Conditions for Electronic Documents at <http://www.sgs.com/en/Terms-and-Conditions/Terms-e-Documents.aspx>. Attention is drawn to the limitation of liability, indemnification and jurisdiction issues defined therein. Any holder of this document is advised that information contained hereon reflects the Company's findings at the time of its intervention only and within the limits of Client's instructions, if any. The Company's sole responsibility is to its Client and this document does not exonerate parties to a transaction from exercising all their rights and obligations under the transaction documents. This document cannot be reproduced except in full, without prior written approval of the Company. Any unauthorized alteration, forgery or falsification of the content or appearance of this document is unlawful and offenders may be prosecuted to the fullest extent of the law. Unless otherwise stated the results shown in this test report refer only to the sample(s) tested and such sample(s) are retained for 30 days only.
Attention: To check the authenticity of testing / inspection report & certificate, please contact us at telephone: (86-755) 8307 1443, or email: CN.Doccheck@sgs.com

No.1 Workshop, M-10, Middle Section, Science & Technology Park, Shenzhen, China 518057 t (86-755) 26012053 f (86-755) 26710594 www.sgs.com.cn
中国·深圳·科技园中区M-10栋一号厂房 邮编: 518057 t (86-755) 26012053 f (86-755) 26710594 sgs.china@sgs.com

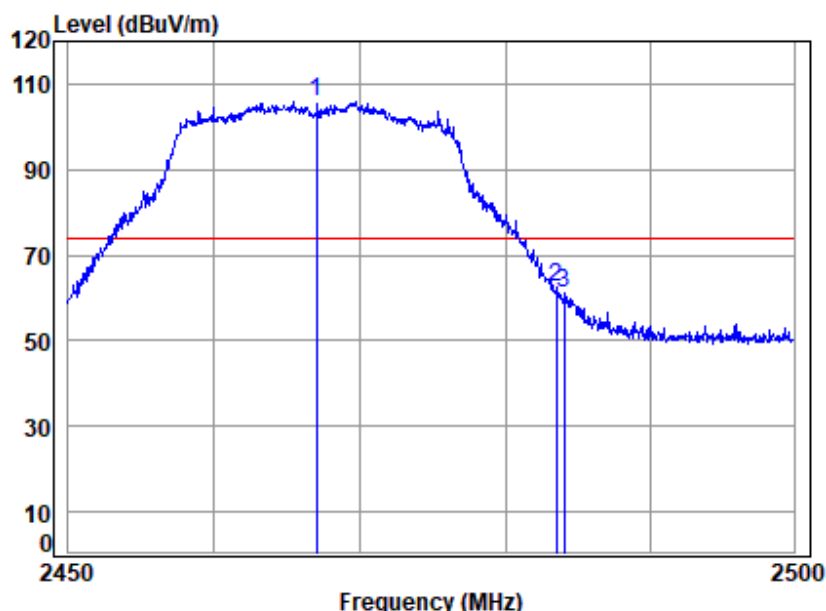
Test Mode: 19; Polarity: Vertical; Modulation:802.11ax; Bandwidth:20MHz; Channel:11



Site : chamber
Condition: 3m VERTICAL
Job No : 01383CR
Mode : 2462 Band edge
Note : WIFI 2.4G 11AX20

	Freq	Cable Loss	Ant Factor	Preamplifier Factor	Read Level	Level	Limit Line	Over Limit	Remark
	MHz	dB	dB/m	dB	dBuV	dBuV/m	dBuV/m	dB	
1 *	2462.000	4.46	28.64	40.46	105.99	98.63	54.00	44.63	Average
2	2483.500	4.49	28.67	40.47	52.93	45.62	54.00	-8.38	Average
3	2484.091	4.50	28.67	40.47	52.98	45.68	54.00	-8.32	Average

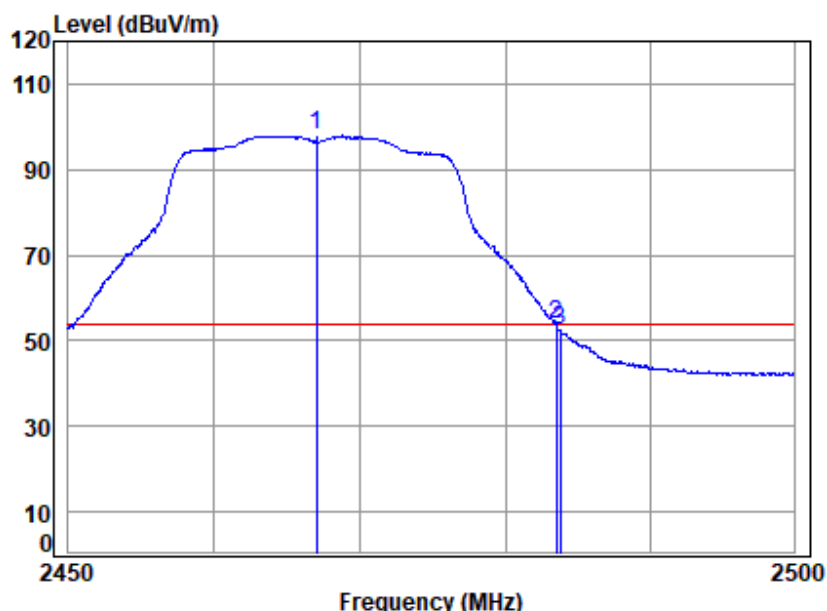
Test Mode: 19; Polarity: Horizontal; Modulation:802.11ax; Bandwidth:20MHz; Channel:12



Site : chamber
Condition: 3m HORIZONTAL
Job No : 01383CR
Mode : 2467 Band edge
Note : WIFI 2.4G 11AX20
: 13

	Freq	Cable Loss	Ant Factor	Preamp Factor	Read Level	Level	Limit Line	Over Limit	Remark
	MHz	dB		dB/m	dB	dBuV	dBuV/m	dBuV/m	dB
1 *	2467.000	4.47	28.65	40.46	113.19	105.85	74.00	31.85	peak
2	2483.500	4.49	28.67	40.47	69.73	62.42	74.00	-11.58	peak
3	2484.041	4.50	28.67	40.47	68.39	61.09	74.00	-12.91	peak

Test Mode: 19; Polarity: Horizontal; Modulation:802.11ax; Bandwidth:20MHz; Channel:12

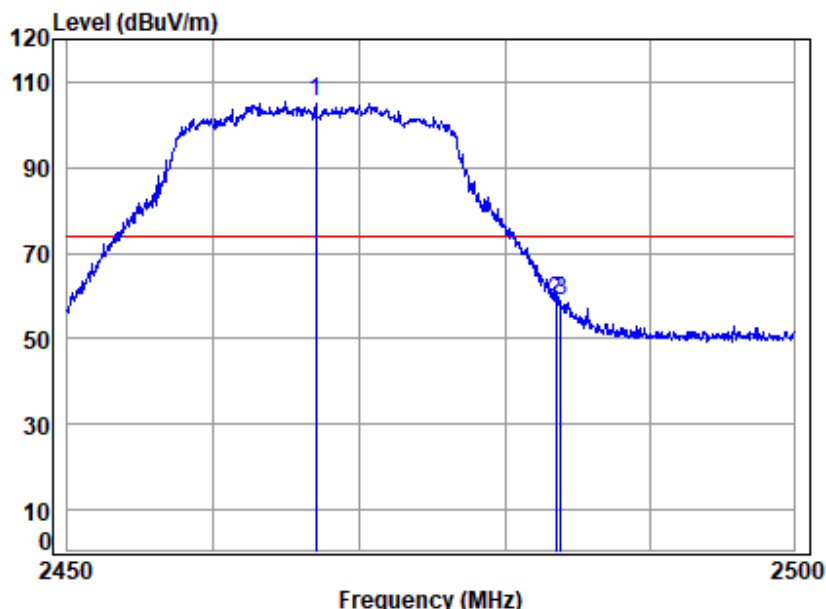


Site : chamber
Condition: 3m HORIZONTAL
Job No : 01383CR
Mode : 2467 Band edge
Note : WIFI 2.4G 11AX20
: 13

	Freq	Cable Loss	Ant Factor	Preamp Factor	Read Level	Level	Limit Line	Over Limit	Remark
	MHz	dB		dB/m	dB	dBuV	dBuV/m	dBuV/m	dB
1 *	2467.000	4.47	28.65	40.46	105.27	97.93	54.00	43.93	Average
2	2483.500	4.49	28.67	40.47	61.05	53.74	54.00	-0.26	Average
3	2483.790	4.49	28.67	40.47	59.58	52.27	54.00	-1.73	Average



Test Mode: 19; Polarity: Vertical; Modulation: 802.11ax; Bandwidth: 20MHz; Channel: 12

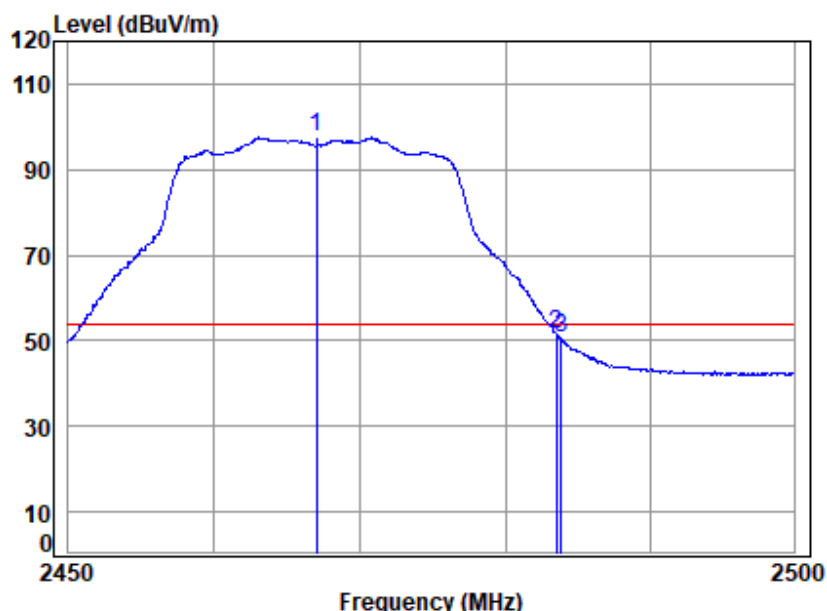


Site : chamber
Condition: 3m VERTICAL
Job No : 01383CR
Mode : 2467 Band edge
Note : WIFI 2.4G 11AX20
: 13

		Cable	Ant	Preamp	Read		Limit	Over	
	Freq	Loss	Factor	Factor	Level	Level	Line	Limit	Remark
	MHz	dB	dB/m	dB	dBuV	dBuV/m	dBuV/m	dB	
1 *	2467.000	4.47	28.65	40.46	112.74	105.40	74.00	31.40	Peak
2	2483.500	4.49	28.67	40.47	66.34	59.03	74.00	-14.97	Peak
3	2483.840	4.49	28.67	40.47	66.00	58.69	74.00	-15.31	Peak



Test Mode: 19; Polarity: Vertical; Modulation:802.11ax; Bandwidth:20MHz; Channel:12

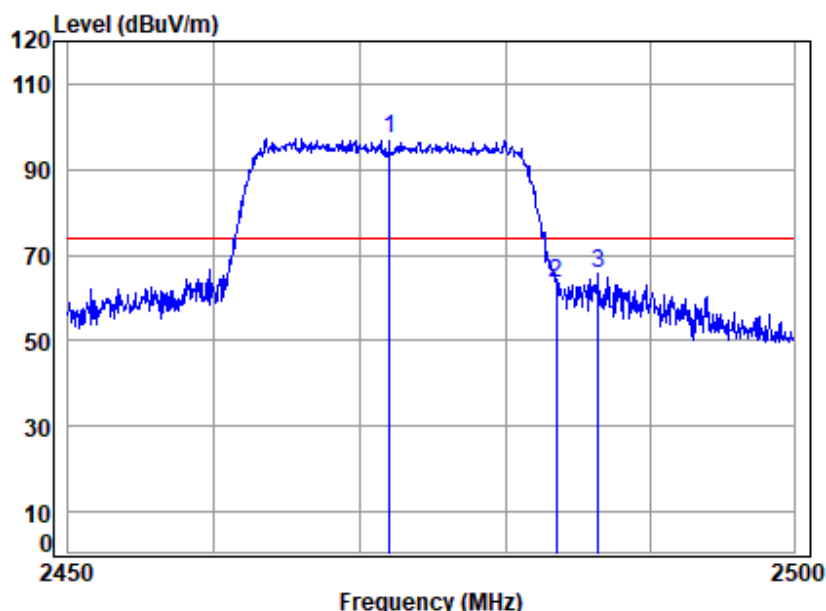


Site : chamber
Condition: 3m VERTICAL
Job No : 01383CR
Mode : 2467 Band edge
Note : WIFI 2.4G 11AX20
: 13

	Freq	Cable Loss	Ant Factor	Preamp Factor	Read Level	Level	Limit Line	Over Limit	Remark
	MHz	dB		dB/m	dB	dBuV	dBuV/m	dBuV/m	dB
1 *	2467.000	4.47	28.65	40.46	104.78	97.44	54.00	43.44	Average
2	2483.500	4.49	28.67	40.47	58.90	51.59	54.00	-2.41	Average
3	2483.890	4.49	28.67	40.47	58.02	50.71	54.00	-3.29	Average



Test Mode: 19; Polarity: Horizontal; Modulation:802.11ax; Bandwidth:20MHz; Channel:High

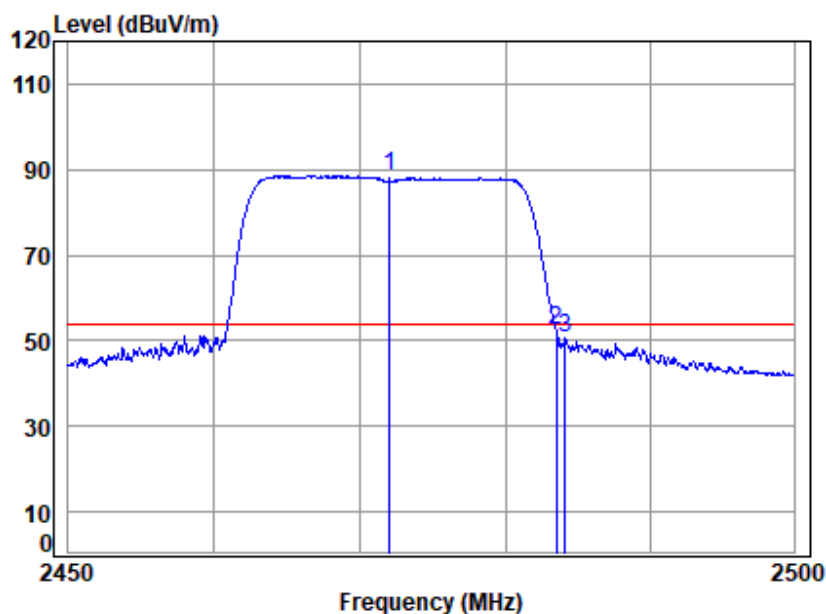


Site : chamber
Condition: 3m HORIZONTAL
Job No : 01383CR
Mode : 2472 Band edge
Note : WIFI 2.4G 11AX20
: 4.5

		Cable	Ant	Preamp	Read		Limit	Over	
Freq		Loss	Factor	Factor	Level	Level	Line	Limit	Remark
MHz		dB	dB/m	dB	dBuV	dBuV/m	dBuV/m	dB	
1 *	2472.000	4.48	28.65	40.46	104.51	97.18	74.00	23.18	peak
2	2483.500	4.49	28.67	40.47	70.80	63.49	74.00	-10.51	peak
3	2486.450	4.50	28.68	40.47	73.12	65.83	74.00	-8.17	peak



Test Mode: 19; Polarity: Horizontal; Modulation:802.11ax; Bandwidth:20MHz; Channel:High

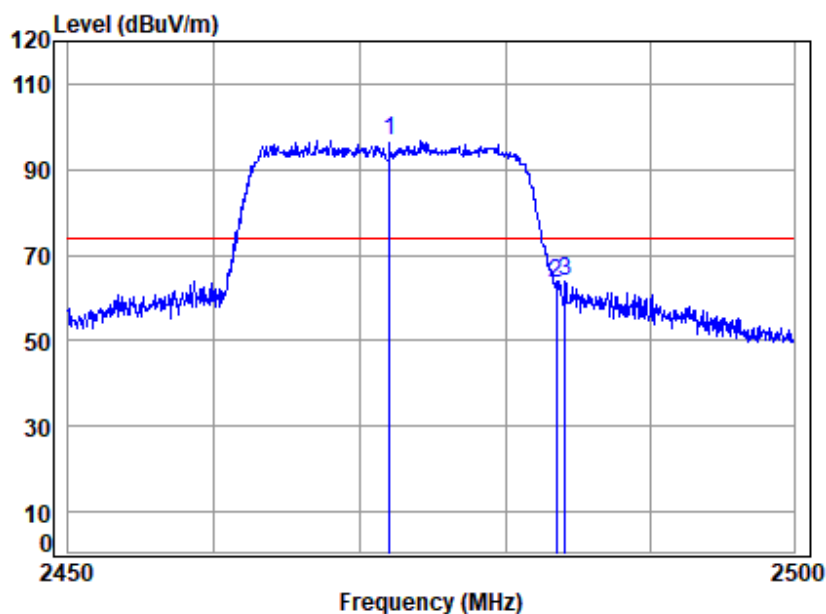


Site : chamber
Condition: 3m HORIZONTAL
Job No : 01383CR
Mode : 2472 Band edge
Note : WIFI 2.4G 11AX20
: 4.5

		Cable	Ant	Preamp	Read		Limit	Over	
Freq		Loss	Factor	Factor	Level	Level	Line	Limit	Remark
MHz		dB	dB/m	dB	dBuV	dBuV/m	dBuV/m	dB	
1 *	2472.000	4.48	28.65	40.46	95.78	88.45	54.00	34.45	Average
2	2483.500	4.49	28.67	40.47	59.84	52.53	54.00	-1.47	Average
3	2484.141	4.50	28.67	40.47	57.76	50.46	54.00	-3.54	Average



Test Mode: 19; Polarity: Vertical; Modulation:802.11ax; Bandwidth:20MHz; Channel:High

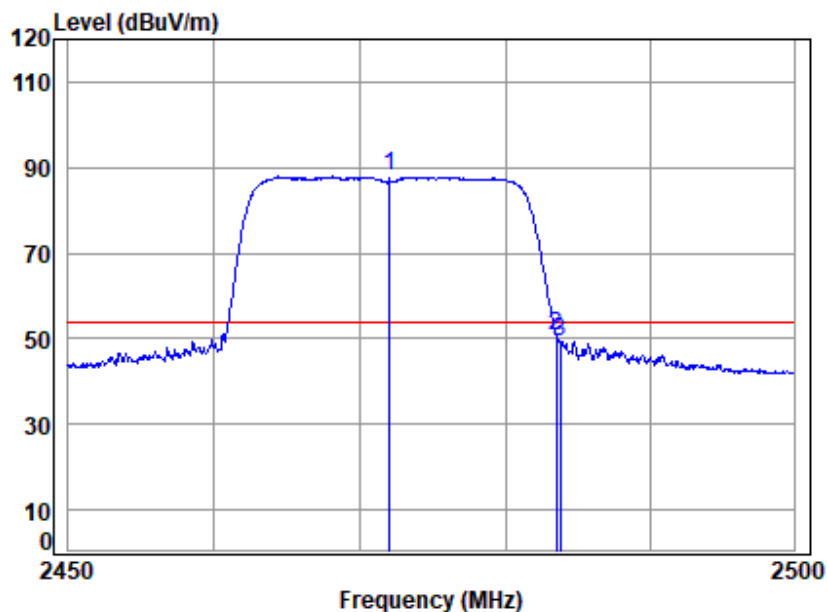


Site : chamber
Condition: 3m VERTICAL
Job No : 01383CR
Mode : 2472 Band edge
Note : WIFI 2.4G 11AX20
: 4.5

		Cable	Ant	Preamp	Read		Limit	Over	
Freq		Loss	Factor	Factor	Level	Level	Line	Limit	Remark
MHz		dB	dB/m	dB	dBuV	dBuV/m	dBuV/m	dB	
1 *	2472.000	4.48	28.65	40.46	104.03	96.70	74.00	22.70	Peak
2	2483.500	4.49	28.67	40.47	70.70	63.39	74.00	-10.61	Peak
3	2484.141	4.50	28.67	40.47	71.08	63.78	74.00	-10.22	Peak



Test Mode: 19; Polarity: Vertical; Modulation:802.11ax; Bandwidth:20MHz; Channel:High

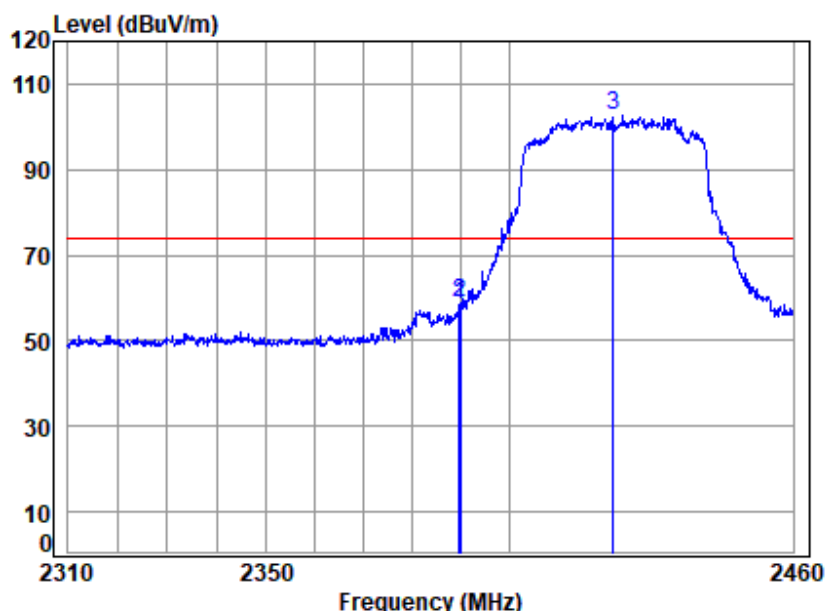


Site : chamber
Condition: 3m VERTICAL
Job No : 01383CR
Mode : 2472 Band edge
Note : WIFI 2.4G 11AX20
: 4.5

		Cable	Ant	Preamp	Read		Limit	Over	
Freq		Loss	Factor	Factor	Level	Level	Line	Limit	Remark
MHz		dB	dB/m	dB	dBuV	dBuV/m	dBuV/m	dB	
1 *	2472.000	4.48	28.65	40.46	95.20	87.87	54.00	33.87	Average
2	2483.500	4.49	28.67	40.47	58.07	50.76	54.00	-3.24	Average
3	2483.790	4.49	28.67	40.47	56.79	49.48	54.00	-4.52	Average



Test Mode: 19; Polarity: Horizontal; Modulation:802.11ax; Bandwidth:40MHz; Channel:Low

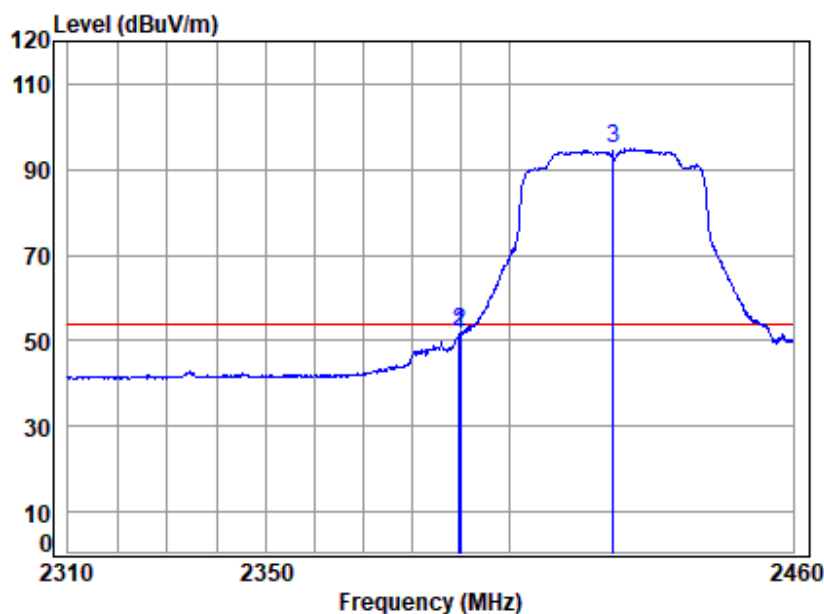


Site : chamber
Condition: 3m HORIZONTAL
Job No : 01383CR
Mode : 2422 Band edge
Note : WIFI 2.4G 11AX40
: 10.5

		Cable	Ant	Preamp	Read		Limit	Over	
Freq		Loss	Factor	Factor	Level	Level	Line	Limit	Remark
MHz		dB	dB/m	dB	dBuV	dBuV/m	dBuV/m	dB	
1	2389.827	4.34	28.52	40.42	65.79	58.23	74.00	-15.77	peak
2	2390.000	4.34	28.52	40.42	66.46	58.90	74.00	-15.10	peak
3 *	2422.000	4.40	28.57	40.44	110.27	102.80	74.00	28.80	peak



Test Mode: 19; Polarity: Horizontal; Modulation:802.11ax; Bandwidth:40MHz; Channel:Low

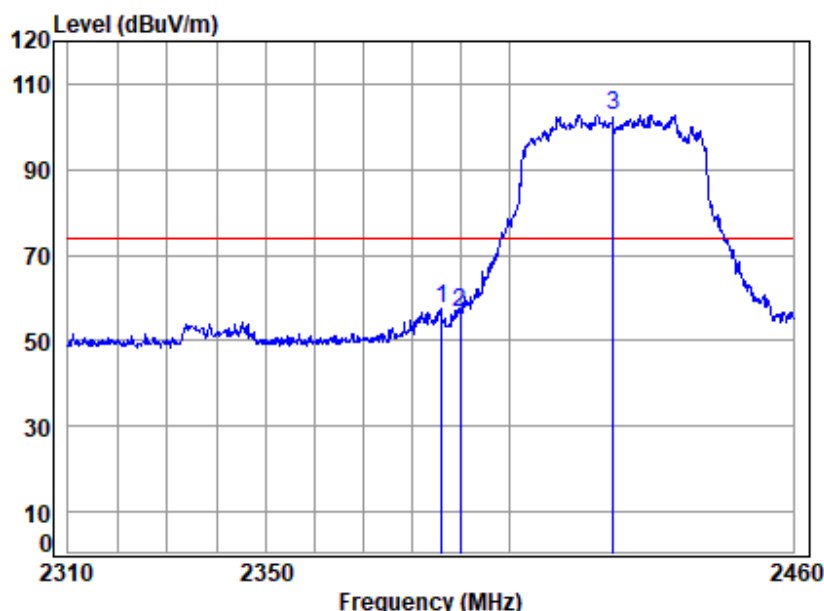


Site : chamber
Condition: 3m HORIZONTAL
Job No : 01383CR
Mode : 2422 Band edge
Note : WIFI 2.4G 11AX40
: 10.5

		Cable	Ant	Preamp	Read		Limit	Over	
Freq		Loss	Factor	Factor	Level	Level	Line	Limit	Remark
MHz		dB	dB/m	dB	dBuV	dBuV/m	dBuV/m	dB	
1	2389.827	4.34	28.52	40.42	59.21	51.65	54.00	-2.35	Average
2	2390.000	4.34	28.52	40.42	59.58	52.02	54.00	-1.98	Average
3 *	2422.000	4.40	28.57	40.44	102.27	94.80	54.00	40.80	Average



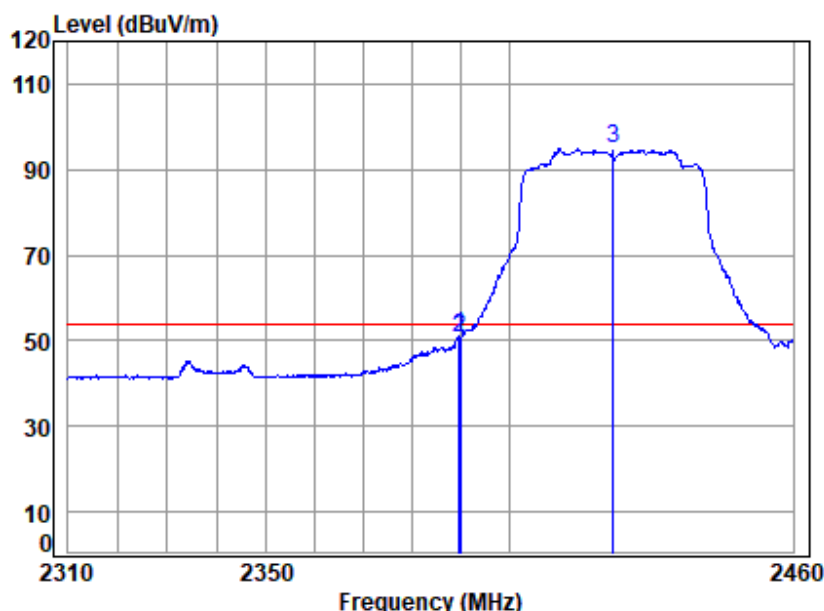
Test Mode: 19; Polarity: Vertical; Modulation:802.11ax; Bandwidth:40MHz; Channel:Low



Site : chamber
Condition: 3m VERTICAL
Job No : 01383CR
Mode : 2422 Band edge
Note : WIFI 2.4G 11AX40
: 10.5

		Cable	Ant	Preamp	Read		Limit	Over	
Freq		Loss	Factor	Factor	Level	Level	Line	Limit	Remark
MHz		dB	dB/m	dB	dBuV	dBuV/m	dBuV/m	dB	
1	2386.071	4.34	28.51	40.42	65.26	57.69	74.00	-16.31	Peak
2	2390.000	4.34	28.52	40.42	64.24	56.68	74.00	-17.32	Peak
3 *	2422.000	4.40	28.57	40.44	110.24	102.77	74.00	28.77	Peak

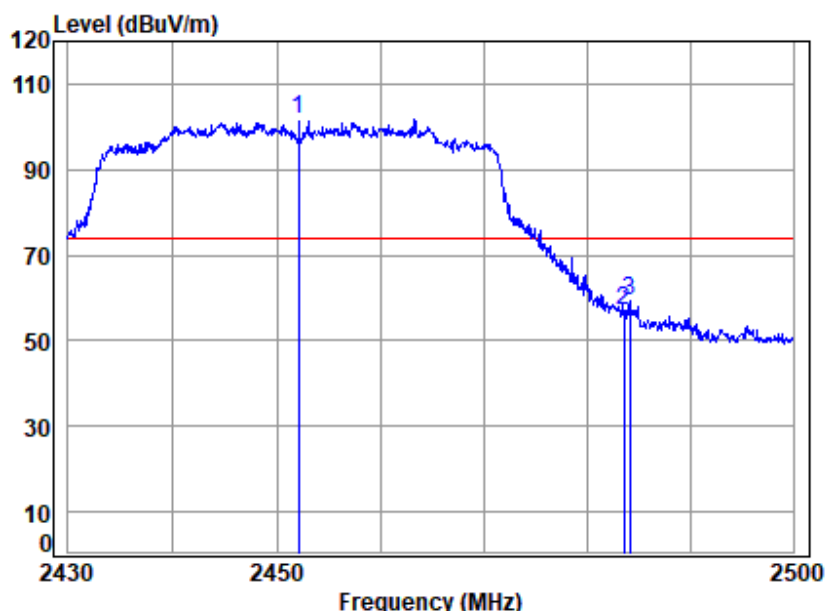
Test Mode: 19; Polarity: Vertical; Modulation:802.11ax; Bandwidth:40MHz; Channel:Low



Site : chamber
Condition: 3m VERTICAL
Job No : 01383CR
Mode : 2422 Band edge
Note : WIFI 2.4G 11AX40
: 10.5

		Cable	Ant	Preamp	Read		Limit	Over	
	Freq	Loss	Factor	Factor	Level	Level	Line	Limit	Remark
	MHz	dB	dB/m	dB	dBuV	dBuV/m	dBuV/m	dB	
1	2389.677	4.34	28.52	40.42	58.44	50.88	54.00	-3.12	Average
2	2390.000	4.34	28.52	40.42	58.43	50.87	54.00	-3.13	Average
3 *	2422.000	4.40	28.57	40.44	102.41	94.94	54.00	40.94	Average

Test Mode: 19; Polarity: Horizontal; Modulation:802.11ax; Bandwidth:40MHz; Channel:9

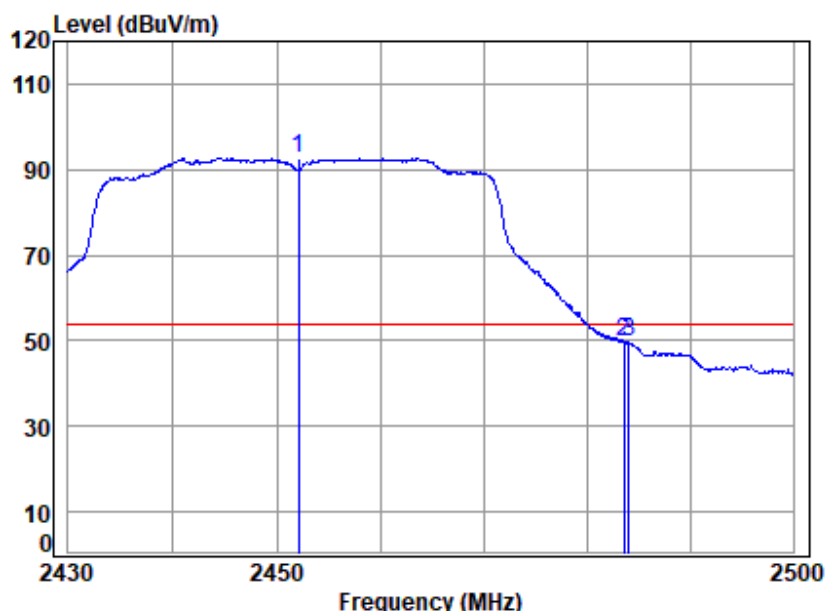


Site : chamber
Condition: 3m HORIZONTAL
Job No : 01383CR
Mode : 2452 Band edge
Note : WIFI 2.4G 11AX40
: 10.5

		Cable	Ant	Preamp	Read		Limit	Over	
Freq		Loss	Factor	Factor	Level	Level	Line	Limit	Remark
MHz		dB	dB/m	dB	dBuV	dBuV/m	dBuV/m	dB	
1 *	2452.000	4.44	28.62	40.45	108.95	101.56	74.00	27.56	peak
2	2483.500	4.49	28.67	40.47	64.15	56.84	74.00	-17.16	peak
3	2484.076	4.50	28.67	40.47	66.46	59.16	74.00	-14.84	peak



Test Mode: 19; Polarity: Horizontal; Modulation:802.11ax; Bandwidth:40MHz; Channel:9

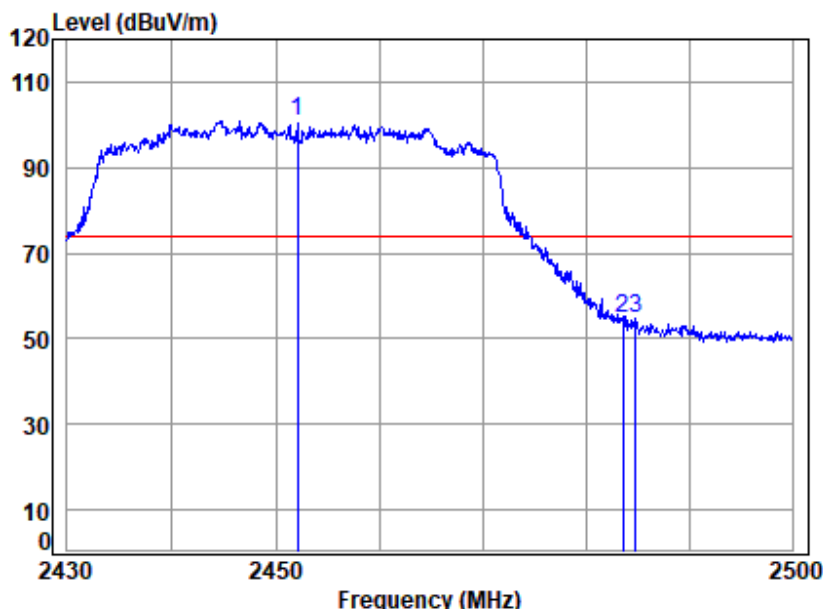


Site : chamber
Condition: 3m HORIZONTAL
Job No : 01383CR
Mode : 2452 Band edge
Note : WIFI 2.4G 11AX40
: 10.5

		Cable	Ant	Preamp	Read		Limit	Over	
Freq		Loss	Factor	Factor	Level	Level	Line	Limit	Remark
MHz		dB	dB/m	dB	dBuV	dBuV/m	dBuV/m	dB	
1 *	2452.000	4.44	28.62	40.45	100.17	92.78	54.00	38.78	Average
2	2483.500	4.49	28.67	40.47	56.82	49.51	54.00	-4.49	Average
3	2483.935	4.49	28.67	40.47	56.94	49.63	54.00	-4.37	Average



Test Mode: 19; Polarity: Vertical; Modulation:802.11ax; Bandwidth:40MHz; Channel:9



Site : chamber
Condition: 3m VERTICAL
Job No : 01383CR
Mode : 2452 Band edge
Note : WIFI 2.4G 11AX40
: 10.5

		Cable	Ant	Preamp	Read		Limit	Over	
Freq		Loss	Factor	Factor	Level	Level	Line	Limit	Remark
MHz		dB	dB/m	dB	dBuV	dBuV/m	dBuV/m	dB	
1 *	2452.000	4.44	28.62	40.45	108.14	100.75	74.00	26.75	Peak
2	2483.500	4.49	28.67	40.47	62.27	54.96	74.00	-19.04	Peak
3	2484.711	4.50	28.68	40.47	61.87	54.58	74.00	-19.42	Peak

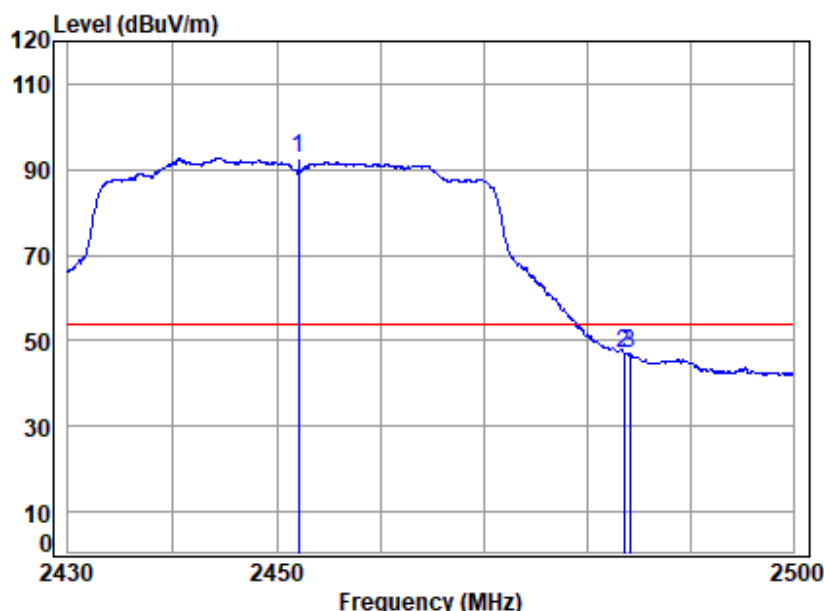


Unless otherwise agreed in writing, this document is issued by the Company subject to its General Conditions of Service printed overleaf, available on request or accessible at <http://www.sgs.com/en/Terms-and-Conditions.aspx> and, for electronic format documents, subject to Terms and Conditions for Electronic Documents at <http://www.sgs.com/en/Terms-and-Conditions/Terms-e-Documents.aspx>. Attention is drawn to the limitation of liability, indemnification and jurisdiction issues defined therein. Any holder of this document is advised that information contained hereon reflects the Company's findings at the time of its intervention only and within the limits of Client's instructions, if any. The Company's sole responsibility is to its Client and this document does not exonerate parties to a transaction from exercising all their rights and obligations under the transaction documents. This document cannot be reproduced except in full, without prior written approval of the Company. Any unauthorized alteration, forgery or falsification of the content or appearance of this document is unlawful and offenders may be prosecuted to the fullest extent of the law. Unless otherwise stated the results shown in this test report refer only to the sample(s) tested and such sample(s) are retained for 30 days only.
Attention: To check the authenticity of testing / inspection report & certificate, please contact us at telephone: (86-755) 8307 1443, or email: CN.Doccheck@sgs.com

SGS-CSTC Standards Technical Services Co., Ltd.
Shenzhen Branch

No.1 Workshop, M-10, Middle Section, Science & Technology Park, Shenzhen, China 518057 t (86-755) 26012053 f (86-755) 26710594 www.sgs.com.cn
中国·深圳·科技园中区M-10栋一号厂房 邮编: 518057 t (86-755) 26012053 f (86-755) 26710594 sgs.china@sgs.com

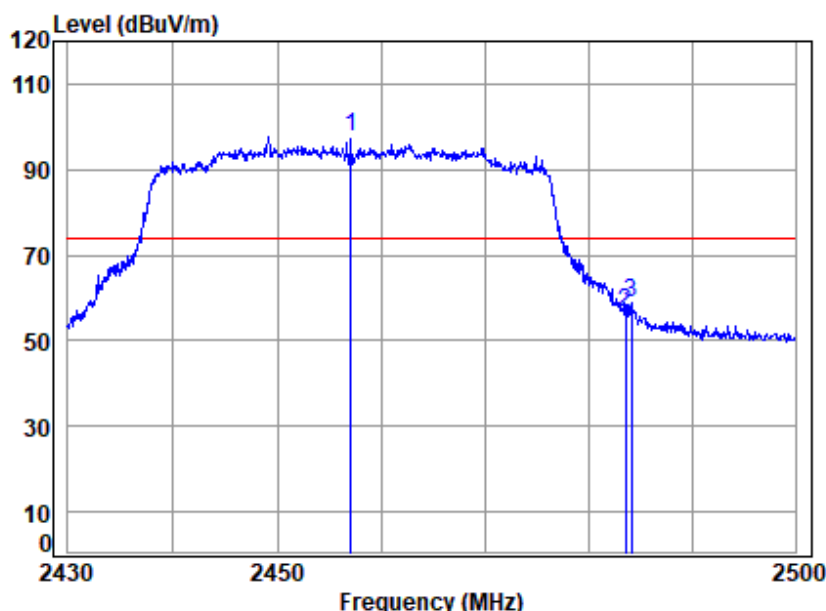
Test Mode: 19; Polarity: Vertical; Modulation:802.11ax; Bandwidth:40MHz; Channel:9



Site : chamber
Condition: 3m VERTICAL
Job No : 01383CR
Mode : 2452 Band edge
Note : WIFI 2.4G 11AX40
: 10.5

		Cable	Ant	Preamp	Read		Limit	Over	
Freq		Loss	Factor	Factor	Level	Level	Line	Limit	Remark
MHz		dB	dB/m	dB	dBuV	dBuV/m	dBuV/m	dB	
1 *	2452.000	4.44	28.62	40.45	100.20	92.81	54.00	38.81	Average
2	2483.500	4.49	28.67	40.47	54.41	47.10	54.00	-6.90	Average
3	2484.076	4.50	28.67	40.47	54.52	47.22	54.00	-6.78	Average

Test Mode: 19; Polarity: Horizontal; Modulation:802.11ax; Bandwidth:40MHz; Channel:10

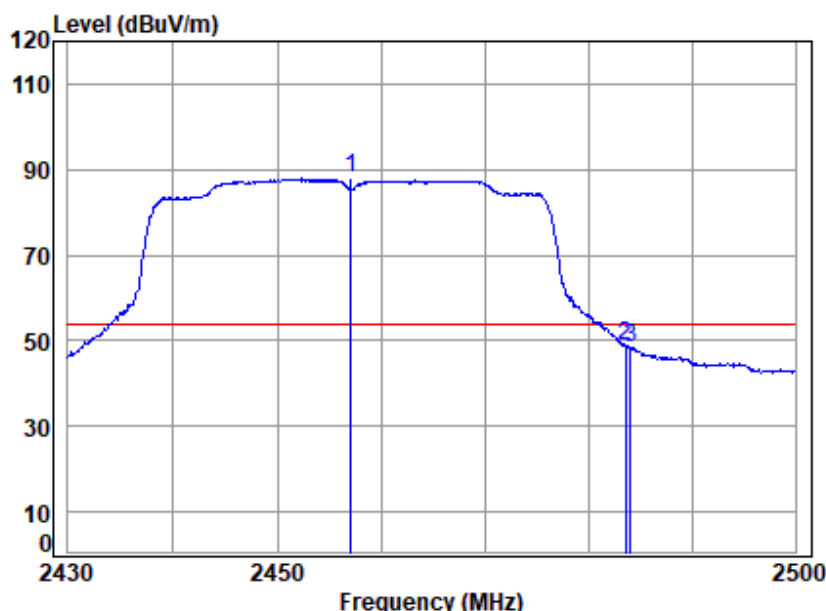


Site : chamber
Condition: 3m HORIZONTAL
Job No : 01383CR
Mode : 2457 Band edge
Note : WIFI 2.4G 11AX40
: 4.5

		Cable	Ant	Preamp	Read		Limit	Over	
Freq		Loss	Factor	Factor	Level	Level	Line	Limit	Remark
MHz		dB	dB/m	dB	dBuV	dBuV/m	dBuV/m	dB	
1 *	2457.000	4.45	28.63	40.45	104.82	97.45	74.00	23.45	peak
2	2483.500	4.49	28.67	40.47	64.00	56.69	74.00	-17.31	peak
3	2484.076	4.50	28.67	40.47	66.00	58.70	74.00	-15.30	peak



Test Mode: 19; Polarity: Horizontal; Modulation:802.11ax; Bandwidth:40MHz; Channel:10

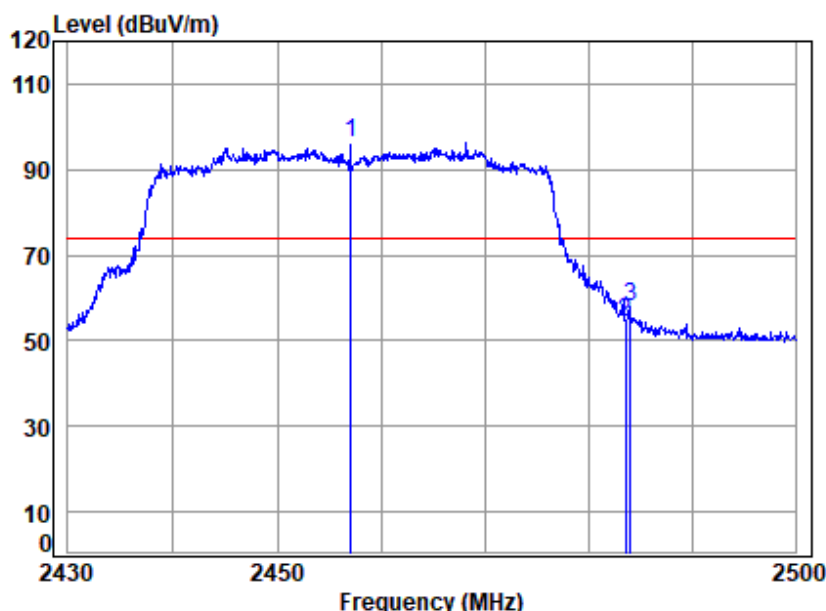


Site : chamber
Condition: 3m HORIZONTAL
Job No : 01383CR
Mode : 2457 Band edge
Note : WIFI 2.4G 11AX40
: 4.5

		Cable	Ant	Preamp	Read		Limit	Over	
Freq		Loss	Factor	Factor	Level	Level	Line	Limit	Remark
MHz		dB	dB/m	dB	dBuV	dBuV/m	dBuV/m	dB	
1 *	2457.000	4.45	28.63	40.45	95.24	87.87	54.00	33.87	Average
2	2483.500	4.49	28.67	40.47	56.29	48.98	54.00	-5.02	Average
3	2483.935	4.49	28.67	40.47	55.86	48.55	54.00	-5.45	Average



Test Mode: 19; Polarity: Vertical; Modulation:802.11ax; Bandwidth:40MHz; Channel:10

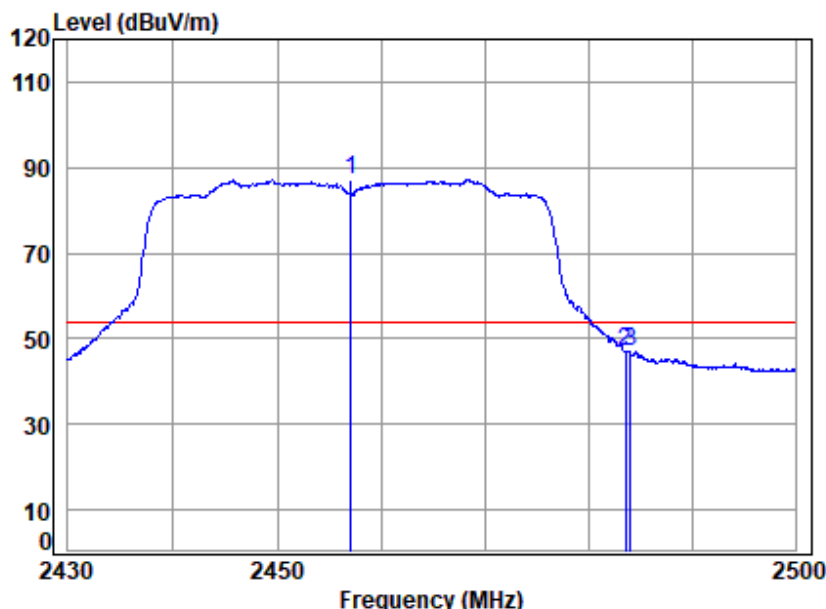


Site : chamber
Condition: 3m VERTICAL
Job No : 01383CR
Mode : 2457 Band edge
Note : WIFI 2.4G 11AX40
: 4.5

		Cable	Ant	Preamp	Read		Limit	Over	
Freq		Loss	Factor	Factor	Level	Level	Line	Limit	Remark
MHz		dB	dB/m	dB	dBuV	dBuV/m	dBuV/m	dB	
1 *	2457.000	4.45	28.63	40.45	103.71	96.34	74.00	22.34	Peak
2	2483.500	4.49	28.67	40.47	61.83	54.52	74.00	-19.48	Peak
3	2483.935	4.49	28.67	40.47	65.42	58.11	74.00	-15.89	Peak



Test Mode: 19; Polarity: Vertical; Modulation:802.11ax; Bandwidth:40MHz; Channel:10

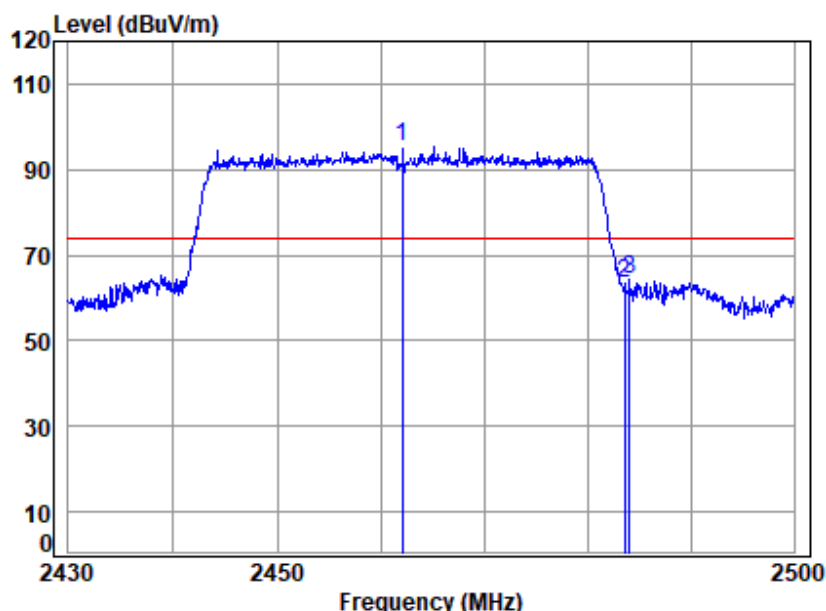


Site : chamber
Condition: 3m VERTICAL
Job No : 01383CR
Mode : 2457 Band edge
Note : WIFI 2.4G 11AX40
: 4.5

		Cable	Ant	Preamp	Read	Limit	Over	
Freq	Loss	Factor	Factor	Level	Level	Line	Limit	Remark
MHz	dB	dB/m	dB	dBuV	dBuV/m	dBuV/m	dB	
1 * 2457.000	4.45	28.63	40.45	94.59	87.22	54.00	33.22	Average
2 2483.500	4.49	28.67	40.47	54.37	47.06	54.00	-6.94	Average
3 2483.935	4.49	28.67	40.47	54.34	47.03	54.00	-6.97	Average



Test Mode: 19; Polarity: Horizontal; Modulation:802.11ax; Bandwidth:40MHz; Channel:High

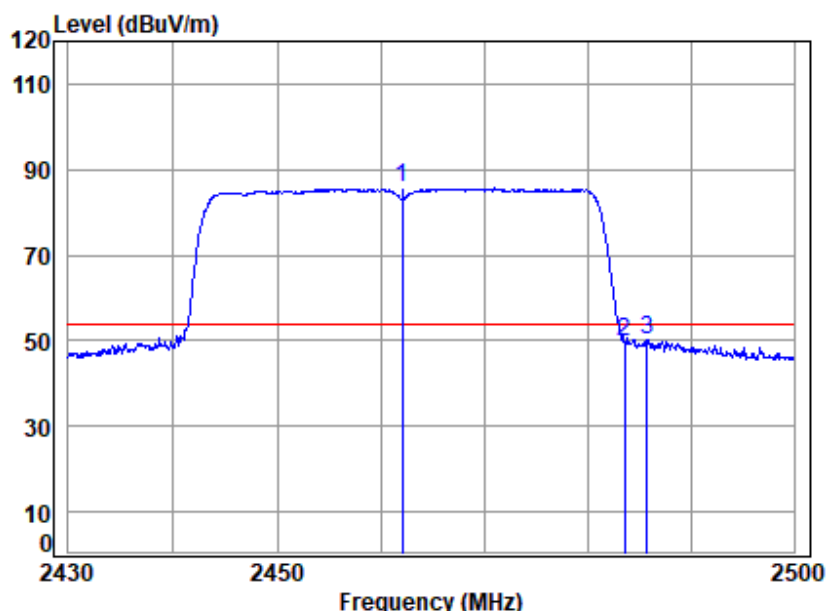


Site : chamber
Condition: 3m HORIZONTAL
Job No : 01383CR
Mode : 2462 Band edge
Note : WIFI 2.4G 11AX40
: 4.5

		Cable	Ant	Preamp	Read		Limit	Over	
Freq		Loss	Factor	Factor	Level	Level	Line	Limit	Remark
MHz		dB	dB/m	dB	dBuV	dBuV/m	dBuV/m	dB	
1 *	2462.000	4.46	28.64	40.46	102.91	95.55	74.00	21.55	peak
2	2483.500	4.49	28.67	40.47	70.56	63.25	74.00	-10.75	peak
3	2483.935	4.49	28.67	40.47	71.69	64.38	74.00	-9.62	peak



Test Mode: 19; Polarity: Horizontal; Modulation:802.11ax; Bandwidth:40MHz; Channel:High

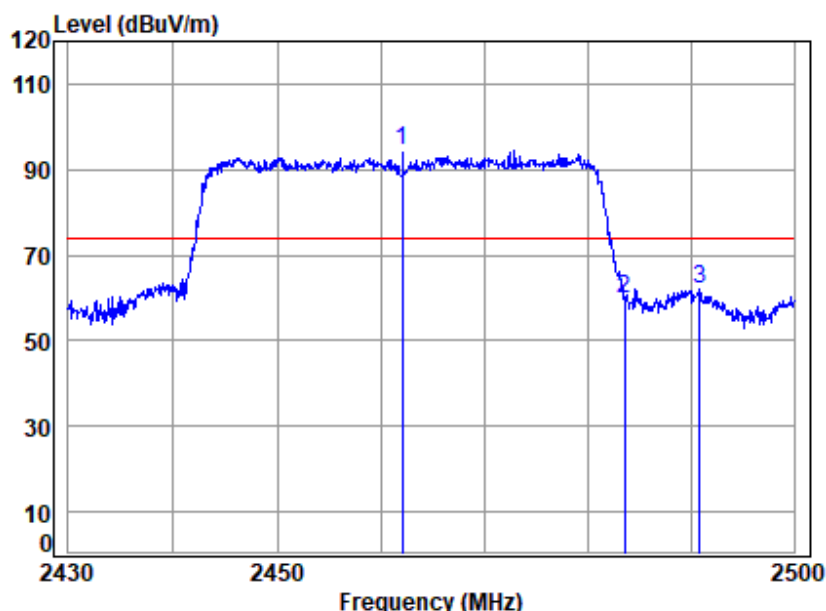


Site : chamber
Condition: 3m HORIZONTAL
Job No : 01383CR
Mode : 2462 Band edge
Note : WIFI 2.4G 11AX40
: 4.5

		Cable	Ant	Preamp	Read		Limit	Over	
Freq		Loss	Factor	Factor	Level	Level	Line	Limit	Remark
MHz		dB	dB/m	dB	dBuV	dBuV/m	dBuV/m	dB	
1 *	2462.000	4.46	28.64	40.46	93.01	85.65	54.00	31.65	Average
2	2483.500	4.49	28.67	40.47	57.14	49.83	54.00	-4.17	Average
3	2485.699	4.50	28.68	40.47	57.70	50.41	54.00	-3.59	Average



Test Mode: 19; Polarity: Vertical; Modulation:802.11ax; Bandwidth:40MHz; Channel:High

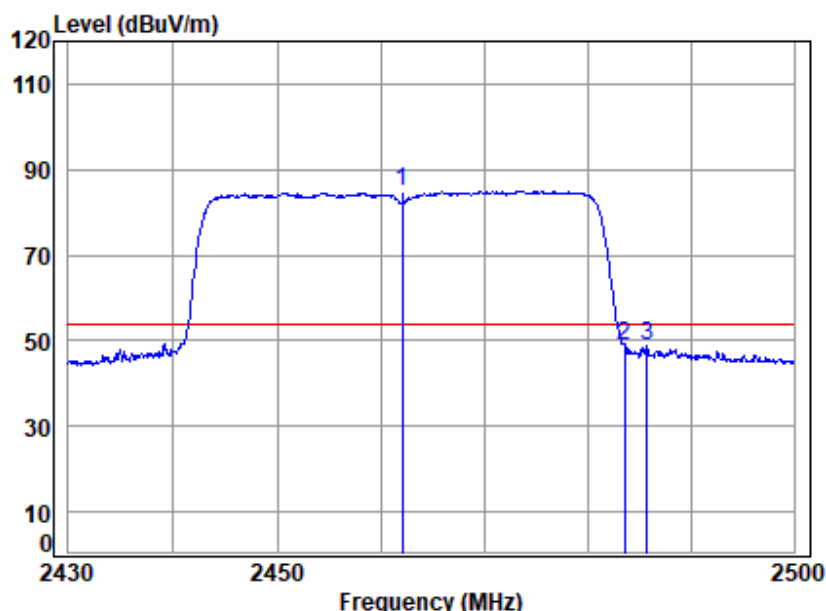


Site : chamber
Condition: 3m VERTICAL
Job No : 01383CR
Mode : 2462 Band edge
Note : WIFI 2.4G 11AX40
: 4.5

		Cable	Ant	Preamp	Read		Limit	Over	
Freq		Loss	Factor	Factor	Level	Level	Line	Limit	Remark
MHz		dB	dB/m	dB	dBuV	dBuV/m	dBuV/m	dB	
1 *	2462.000	4.46	28.64	40.46	101.94	94.58	74.00	20.58	Peak
2	2483.500	4.49	28.67	40.47	67.20	59.89	74.00	-14.11	Peak
3	2490.787	4.51	28.69	40.47	69.13	61.86	74.00	-12.14	Peak



Test Mode: 19; Polarity: Vertical; Modulation:802.11ax; Bandwidth:40MHz; Channel:High



Site : chamber
Condition: 3m VERTICAL
Job No : 01383CR
Mode : 2462 Band edge
Note : WIFI 2.4G 11AX40
: 4.5

		Cable	Ant	Preamp	Read		Limit	Over	
	Freq	Loss	Factor	Factor	Level	Level	Line	Limit	Remark
	MHz	dB	dB/m	dB	dBuV	dBuV/m	dBuV/m	dB	
1 *	2462.000	4.46	28.64	40.46	92.22	84.86	54.00	30.86	Average
2	2483.500	4.49	28.67	40.47	56.29	48.98	54.00	-5.02	Average
3	2485.699	4.50	28.68	40.47	56.07	48.78	54.00	-5.22	Average



7.2 Radiated Spurious Emissions

Test Requirement 47 CFR Part 15, Subpart C 15.205 & 15.209
Test Method: ANSI C63.10 (2013) Section 6.4,6.5,6.6
Measurement Distance: 3m
Limit:

Frequency(MHz)	Field strength(microvolts/meter)	Measurement distance(meters)
0.009-0.490	2400/F(kHz)	300
0.490-1.705	24000/F(kHz)	30
1.705-30.0	30	30
30-88	100	3
88-216	150	3
216-960	200	3
Above 960	500	3

Remark: The emission limits shown in the above table are based on measurements employing a CISPR quasi-peak detector except for the frequency bands 9-90kHz, 110-490kHz and above 1000 MHz. Radiated emission limits in these three bands are based on measurements employing an average detector, the peak field strength of any emission shall not exceed the maximum permitted average limits specified above by more than 20 dB under any condition of modulation.

7.2.1 E.U.T. Operation

Operating Environment:
Temperature: 22.6 °C Humidity: 52.8 % RH Atmospheric Pressure: 1010 mbar

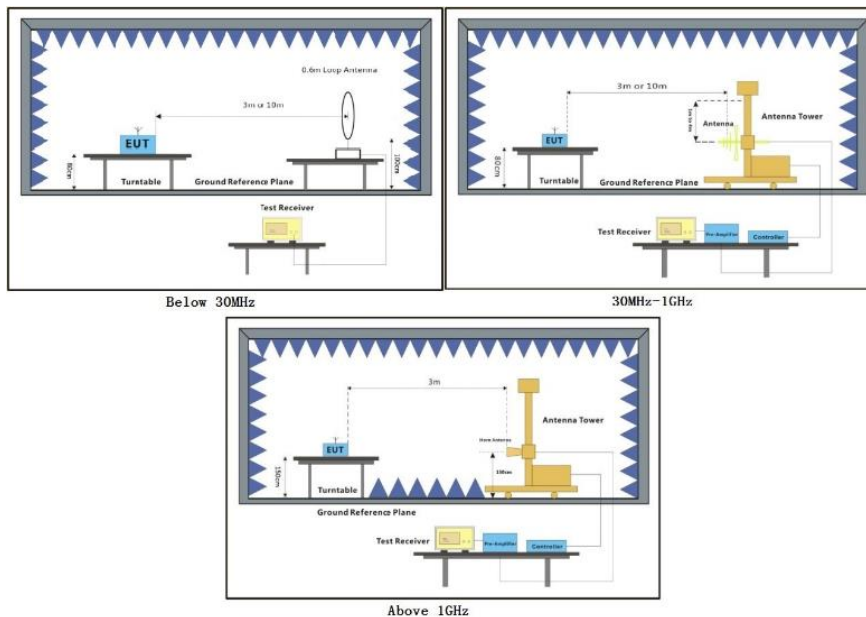
7.2.2 Test Mode Description

Pre-scan / Final test	Mode Code	Description
Pre-scan	18	TX mode_Keep the EUT in continuously transmitting mode with all modulation types. All data rates for each modulation type have been tested and found the data rate @ 1Mbps is the worst case of IEEE 802.11b; data rate @ 6Mbps is the worst case of IEEE 802.11g; data rate @ HT0/HT8 is the worst case of IEEE 802.11n(HT20); data rate @ HT0/HT8 is the worst case of IEEE 802.11n(HT40); data rate @ HE0 is the worst case of IEEE 802.11ax(HT20); data rate @ HE0 is the worst case of IEEE 802.11ax(HT40). Only the data of worst case is recorded in the report.
Final test	19	Charge + TX mode_Keep the EUT in charging and continuously transmitting mode with all modulation types. All data rates for each modulation type have been tested and found the data rate @ 1Mbps is the worst case of IEEE 802.11b; data rate @ 6Mbps is the worst case of IEEE 802.11g; data rate @ HT0/HT8 is the worst case of IEEE 802.11n(HT20); data rate @ HT0/HT8 is the worst case of IEEE 802.11n(HT40); data rate @ HE0 is the worst case of IEEE 802.11ax(HT20); data rate @ HE0 is the worst case of IEEE 802.11ax(HT40). Only the data of worst case is recorded in the report.



Unless otherwise agreed in writing, this document is issued by the Company subject to its General Conditions of Service printed overleaf, available on request or accessible at <http://www.sgs.com/en/Terms-and-Conditions.aspx> and, for electronic format documents, subject to Terms and Conditions for Electronic Documents at <http://www.sgs.com/en/Terms-and-Conditions/Terms-e-Documents.aspx>. Attention is drawn to the limitation of liability, indemnification and jurisdiction issues defined therein. Any holder of this document is advised that information contained hereon reflects the Company's findings at the time of its intervention only and within the limits of Client's instructions, if any. The Company's sole responsibility is to its Client and this document does not exonerate parties to a transaction from exercising all their rights and obligations under the transaction documents. This document cannot be reproduced except in full, without prior written approval of the Company. Any unauthorized alteration, forgery or falsification of the content or appearance of this document is unlawful and offenders may be prosecuted to the fullest extent of the law. Unless otherwise stated the results shown in this test report refer only to the sample(s) tested and such sample(s) are retained for 30 days only.
Attention: To check the authenticity of testing / inspection report & certificate, please contact us at telephone: (86-755) 8307 1443, or email: CN.Doccheck@sgs.com
No.1 Workshop, M-10, Middle Section, Science & Technology Park, Shenzhen, China 518057 t (86-755) 26012053 f (86-755) 26710594 www.sgs.com.cn
中国·深圳·科技园中区M-10栋一号厂房 邮编: 518057 t (86-755) 26012053 f (86-755) 26710594 sgs.china@sgs.com

7.2.3 Test Setup Diagram



7.2.4 Measurement Procedure and Data

- a. For below 1GHz, the EUT was placed on the top of a rotating table 0.8 meters above the ground at a 3 or 10 meter semi-anechoic chamber. The table was rotated 360 degrees to determine the position of the highest radiation.
- b. For above 1GHz, the EUT was placed on the top of a rotating table 1.5 meters above the ground at a 3 meter fully-anechoic chamber. The table was rotated 360 degrees to determine the position of the highest radiation.
- c. The EUT was set 3 or 10 meters away from the interference-receiving antenna, which was mounted on the top of a variable-height antenna tower.
- d. The antenna height is varied from one meter to four meters above the ground to determine the maximum value of the field strength. Both horizontal and vertical polarizations of the antenna are set to make the measurement.
- e. For each suspected emission, the EUT was arranged to its worst case and then the antenna was tuned to heights from 1 meter to 4 meters (for the test frequency of below 30MHz, the antenna was tuned to heights 1 meter) and the rotatable table was turned from 0 degrees to 360 degrees to find the maximum reading.
- f. The test-receiver system was set to Peak Detect Function and Specified Bandwidth with Maximum Hold Mode.
- g. If the emission level of the EUT in peak mode was 10dB lower than the limit specified, then testing could be stopped and the peak values of the EUT would be reported. Otherwise the emissions that did not have 10dB margin would be re-tested one by one using peak, quasi-peak or average method as specified and then reported in a data sheet.
- h. Test the EUT in the lowest channel, the middle channel, the Highest channel.
- i. The radiation measurements are performed in X, Y, Z axis positioning for Transmitting mode, and found the X axis positioning which it is the worst case.
- j. Repeat above procedures until all frequencies measured was complete.

Remark:

1) For emission below 1GHz, through pre-scan found the worst case is the lowest channel. Only the worst case is recorded in the report.

2) The field strength is calculated by adding the Antenna Factor, Cable Factor & Preamplifier. The basic equation with a sample calculation is as follows:

Final Test Level = Receiver Reading + Antenna Factor + Cable Factor - Preamplifier Factor

3) Scan from 9kHz to 25GHz, the disturbance above 18GHz and below 30MHz was very low. The points marked on above plots are the highest emissions could be found when testing, so only above points had been displayed. The amplitude of spurious emissions from the radiator which are attenuated more than 20dB below the limit need not be reported.

4) For frequencies above 1GHz, the field strength limits are based on average limits. However, the peak field strength of any emission shall not exceed the maximum permitted average limits specified above by more than 20 dB under any condition of modulation. For the emissions whose peak level is lower than the average limit, only the peak measurement is shown in the report.

5) Pretest the EUT at antenna 1 and antenna 2, found the antenna 1 which is worst case for 802.11b/g mode;

Pretest the EUT at antenna 1, antenna 2 and MIMO mode, found the MIMO mode which is worst case for 802.11n HT20 and 802.11n HT40 mode;

So, Only the worst test data is recorded in the report.

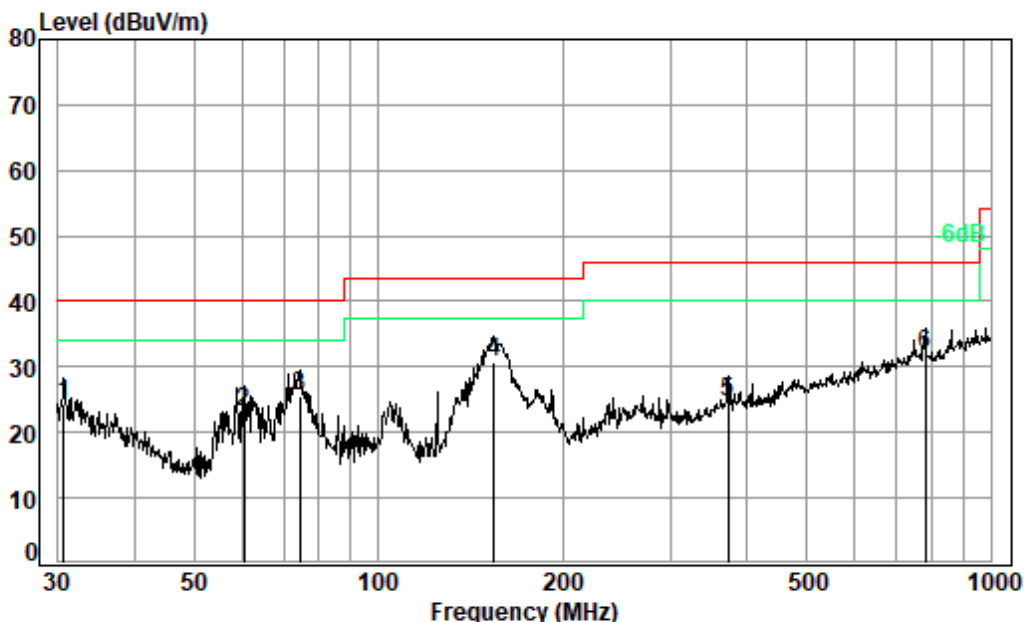


Unless otherwise agreed in writing, this document is issued by the Company subject to its General Conditions of Service printed overleaf, available on request or accessible at <http://www.sgs.com/en/Terms-and-Conditions.aspx> and, for electronic format documents, subject to Terms and Conditions for Electronic Documents at <http://www.sgs.com/en/Terms-and-Conditions/Terms-e-Documents.aspx>. Attention is drawn to the limitation of liability, indemnification and jurisdiction issues defined therein. Any holder of this document is advised that information contained hereon reflects the Company's findings at the time of its intervention only and within the limits of Client's instructions, if any. The Company's sole responsibility is to its Client and this document does not exonerate parties to a transaction from exercising all their rights and obligations under the transaction documents. This document cannot be reproduced except in full, without prior written approval of the Company. Any unauthorized alteration, forgery or falsification of the content or appearance of this document is unlawful and offenders may be prosecuted to the fullest extent of the law. Unless otherwise stated the results shown in this test report refer only to the sample(s) tested and such sample(s) are retained for 30 days only.
Attention: To check the authenticity of testing / inspection report & certificate, please contact us at telephone: (86-755) 8307 1443, or email: CN.Doccheck@sgs.com

SGS-CSTC Standards Technical Services Co., Ltd.
Shenzhen Branch

No.1 Workshop, M-10, Middle Section, Science & Technology Park, Shenzhen, China 518057 t (86-755) 26012053 f (86-755) 26710594 www.sgsgroup.com.cn
中国·深圳·科技园中区M-10栋一号厂房 邮编: 518057 t (86-755) 26012053 f (86-755) 26710594 sgs.china@sgs.com

Test Mode: 19; Polarity: Horizontal; Modulation:802.11b; Bandwidth:20MHz; Channel:Low



Condition: 3m HORIZONTAL

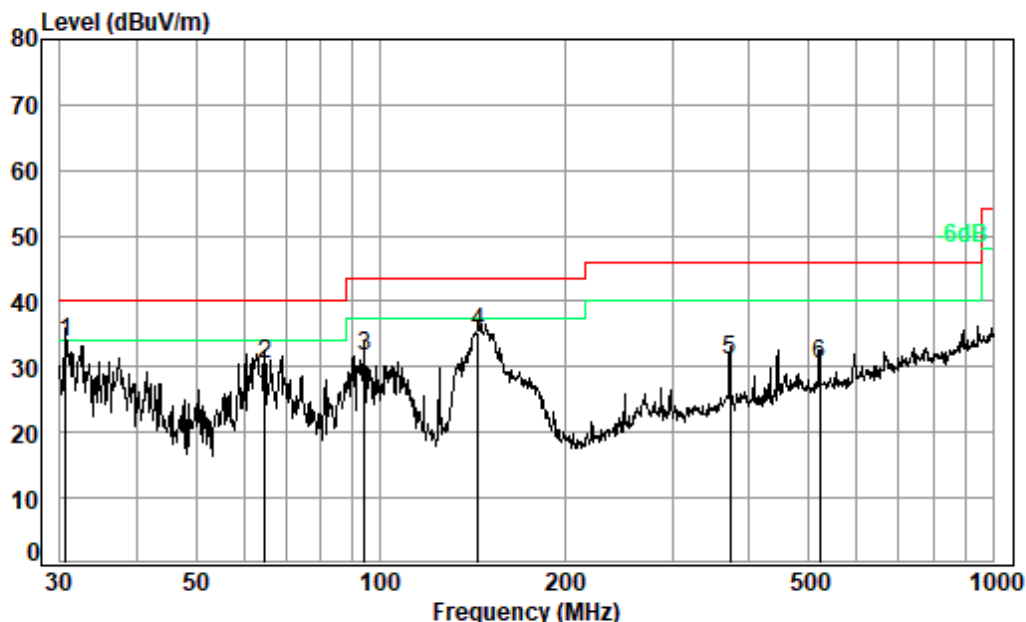
Job No. : 01383CR

Test Mode: 19

	Freq	Cable Loss	Ant Factor	Preamp Factor	Read Level	Level	Limit Line	Over Limit	Remark
	MHz	dB	dB/m	dB	dBuV	dBuV/m	dBuV/m	dB	
1	30.64	0.61	22.51	27.73	28.80	24.19	40.00	-15.81	QP
2	60.28	0.80	12.83	27.66	37.12	23.09	40.00	-16.91	QP
3	74.40	0.98	12.40	27.64	39.87	25.61	40.00	-14.39	QP
4 pp	154.28	1.16	15.01	27.32	41.94	30.79	43.50	-12.71	QP
5	372.00	2.22	22.20	27.26	27.41	24.57	46.00	-21.43	QP
6	782.35	3.23	28.05	27.76	28.50	32.02	46.00	-13.98	QP



Test Mode: 19; Polarity: Vertical; Modulation:802.11b; Bandwidth:20MHz; Channel:Low



Condition: 3m VERTICAL

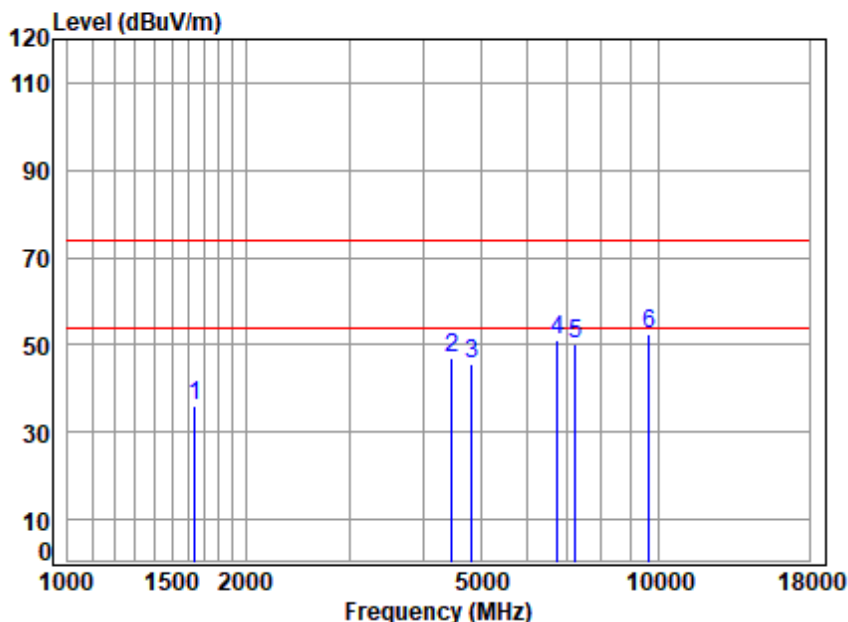
Job No. : 01383CR

Test Mode: 19

		Cable	Ant	Preamp	Read		Limit	Over	
	Freq	Loss	Factor	Factor	Level	Level	Line	Limit	Remark
	MHz	dB	dB/m	dB	dBuV	dBuV/m	dBuV/m	dB	
1	pp	30.64	0.61	22.51	27.73	38.50	33.89	40.00	-6.11 QP
2		64.89	0.80	12.74	27.66	44.63	30.51	40.00	-9.49 QP
3		94.43	1.21	13.56	27.62	44.62	31.77	43.50	-11.73 QP
4		144.33	1.15	13.97	27.36	47.43	35.19	43.50	-8.31 QP
5		372.00	2.22	22.20	27.26	33.87	31.03	46.00	-14.97 QP
6		520.89	2.54	24.61	27.87	31.27	30.55	46.00	-15.45 QP



Test Mode: 19; Polarity: Horizontal; Modulation:802.11b; Bandwidth:20MHz; Channel:Low

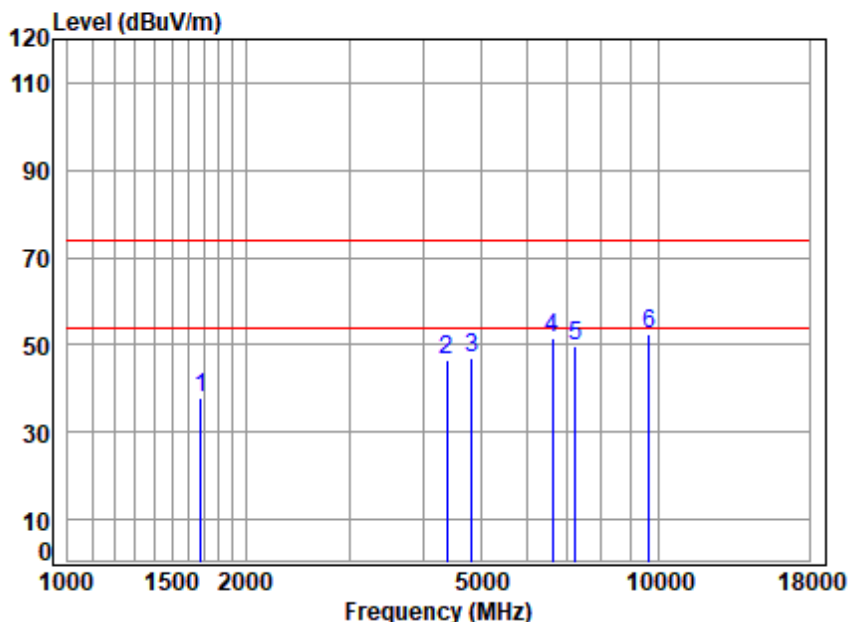


Site : chamber
Condition: 3m HORIZONTAL
Job No : 01383CR
Mode : 2412 TX RSE
Note : 2.4G WIFI 11B

	Freq	Cable Loss	Ant Factor	Preamp Factor	Read Level	Level	Limit Line	Over Limit	Remark
	MHz	dB	dB/m	dB	dBuV	dBuV/m	dBuV/m	dB	
1	1639.274	3.38	26.42	40.03	46.35	36.12	74.00	-37.88	peak
2	4469.214	6.73	33.55	41.85	48.38	46.81	74.00	-27.19	peak
3	4824.000	7.12	34.00	42.16	46.83	45.79	74.00	-28.21	peak
4	6737.207	8.41	35.75	41.87	48.62	50.91	74.00	-23.09	peak
5	7236.000	8.77	36.09	41.48	46.71	50.09	74.00	-23.91	peak
6	9648.000	10.79	37.69	37.69	41.70	52.49	74.00	-21.51	peak



Test Mode: 19; Polarity: Vertical; Modulation:802.11b; Bandwidth:20MHz; Channel:Low



Site : chamber

Condition: 3m VERTICAL

Job No : 01383CR

Mode : 2412 TX RSE

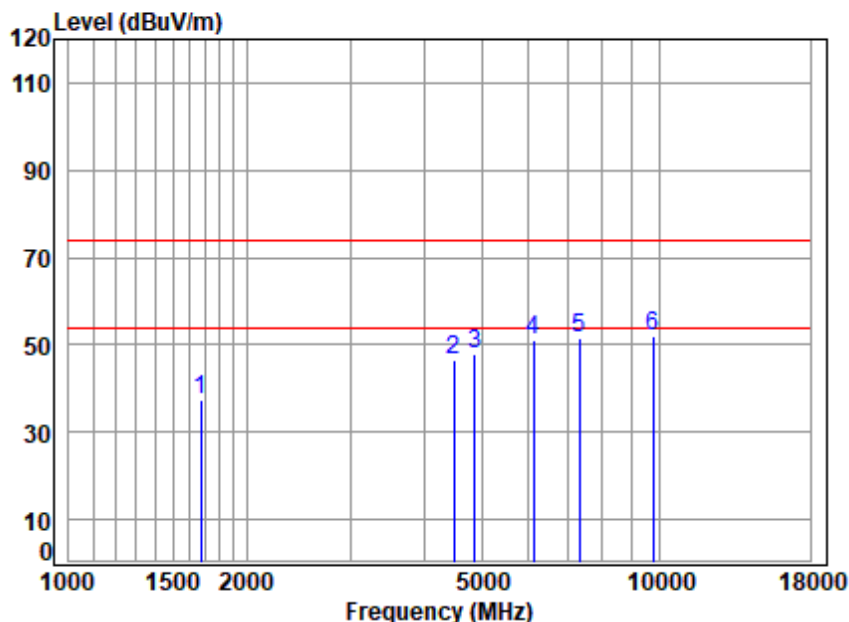
Note : 2.4G WIFI 11B

	Freq	Cable Loss	Ant Factor	Preamp Factor	Read Level	Level	Limit	Over	Remark
	MHz	dB	dB/m	dB	dBuV	dBuV/m	dBuV/m	dB	
1	1677.621	3.41	26.58	40.05	47.74	37.68	74.00	-36.32	peak
2	4379.699	6.65	33.39	41.77	48.05	46.32	74.00	-27.68	peak
3	4824.000	7.12	34.00	42.16	48.26	47.22	74.00	-26.78	peak
4	6621.375	8.34	35.67	41.95	49.52	51.58	74.00	-22.42	peak
5	7236.000	8.77	36.09	41.48	46.50	49.88	74.00	-24.12	peak
6	9648.000	10.79	37.69	37.69	41.67	52.46	74.00	-21.54	peak



Unless otherwise agreed in writing, this document is issued by the Company subject to its General Conditions of Service printed overleaf, available on request or accessible at <http://www.sgs.com/en/Terms-and-Conditions.aspx> and, for electronic format documents, subject to Terms and Conditions for Electronic Documents at <http://www.sgs.com/en/Terms-and-Conditions/Terms-e-Documents.aspx>. Attention is drawn to the limitation of liability, indemnification and jurisdiction issues defined therein. Any holder of this document is advised that information contained hereon reflects the Company's findings at the time of its intervention only and within the limits of Client's instructions, if any. The Company's sole responsibility is to its Client and this document does not exonerate parties to a transaction from exercising all their rights and obligations under the transaction documents. This document cannot be reproduced except in full, without prior written approval of the Company. Any unauthorized alteration, forgery or falsification of the content or appearance of this document is unlawful and offenders may be prosecuted to the fullest extent of the law. Unless otherwise stated the results shown in this test report refer only to the sample(s) tested and such sample(s) are retained for 30 days only.

Test Mode: 19; Polarity: Horizontal; Modulation:802.11b; Bandwidth:20MHz; Channel:middle

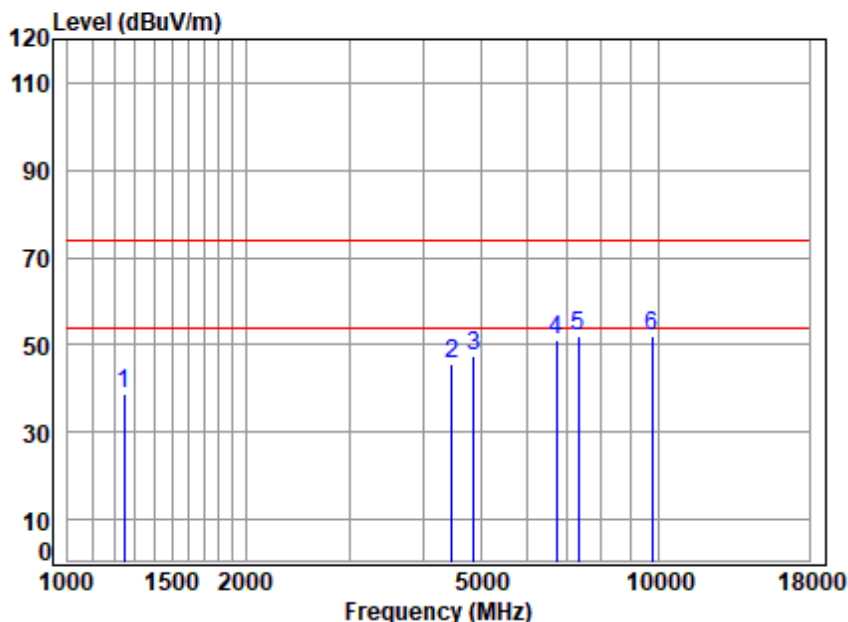


Site : chamber
Condition: 3m HORIZONTAL
Job No : 01383CR
Mode : 2437 TX RSE
Note : 2.4G WIFI 11B

	Freq	Cable Loss	Ant Factor	Preamp Factor	Read Level	Level	Limit Line	Over Limit	Remark
	MHz	dB	dB/m	dB	dBuV	dBuV/m	dBuV/m	dB	
1	1672.779	3.41	26.56	40.05	47.53	37.45	74.00	-36.55	peak
2	4495.125	6.76	33.59	41.87	48.18	46.66	74.00	-27.34	peak
3	4874.000	7.17	34.05	42.20	48.83	47.85	74.00	-26.15	peak
4	6124.292	8.27	35.23	42.31	50.12	51.31	74.00	-22.69	peak
5	7311.000	8.84	36.15	41.41	48.09	51.67	74.00	-22.33	peak
6	9748.000	10.76	37.75	37.52	40.99	51.98	74.00	-22.02	peak



Test Mode: 19; Polarity: Vertical; Modulation:802.11b; Bandwidth:20MHz; Channel:middle



Site : chamber

Condition: 3m VERTICAL

Job No : 01383CR

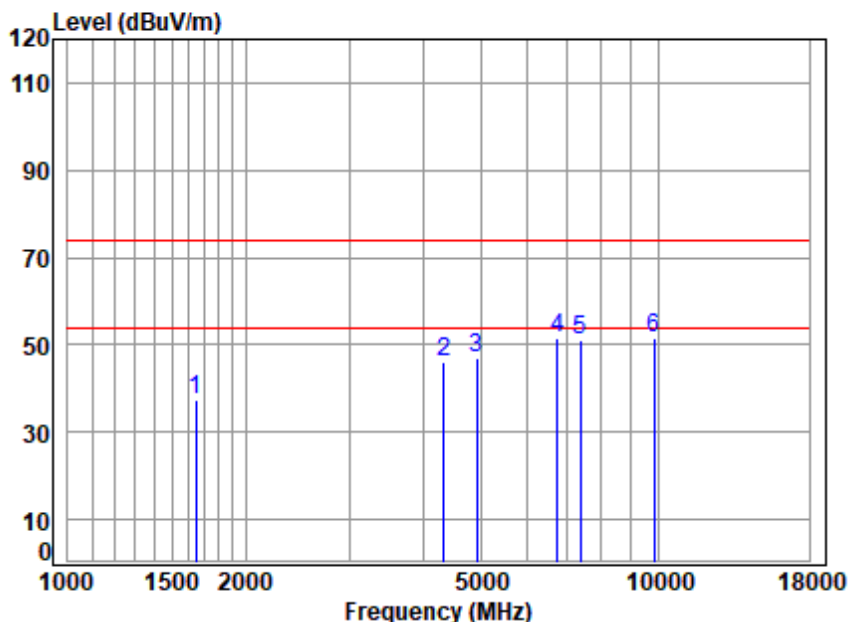
Mode : 2437 TX RSE

Note : 2.4G WIFI 11B

	Freq	Cable Loss	Ant Factor	Preamp Factor	Read Level	Level	Limit Line	Over Limit	Remark
	MHz	dB	dB/m	dB	dBuV	dBuV/m	dBuV/m	dB	
1	1245.663	2.85	24.79	39.79	50.82	38.67	74.00	-35.33	peak
2	4469.214	6.73	33.55	41.85	47.13	45.56	74.00	-28.44	peak
3	4874.000	7.17	34.05	42.20	48.36	47.38	74.00	-26.62	peak
4	6717.762	8.40	35.73	41.89	49.07	51.31	74.00	-22.69	peak
5	7311.000	8.84	36.15	41.41	48.31	51.89	74.00	-22.11	peak
6	9748.000	10.76	37.75	37.52	40.85	51.84	74.00	-22.16	peak



Test Mode: 19; Polarity: Horizontal; Modulation:802.11b; Bandwidth:20MHz; Channel:11

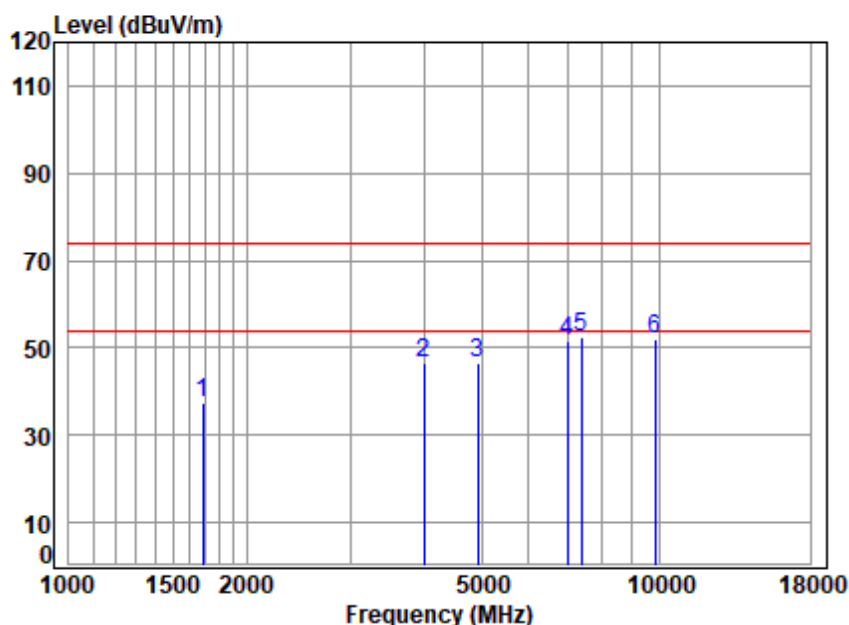


Site : chamber
Condition: 3m HORIZONTAL
Job No : 01383CR
Mode : 2462 TX RSE
Note : 2.4G WIFI 11B

	Freq	Cable Loss	Ant Factor	Preamp Factor	Read Level	Level	Limit	Over Limit	Remark
	MHz	dB	dB/m	dB	dBuV	dBuV/m	dBuV/m	dB	
1	1648.778	3.39	26.46	40.03	47.45	37.27	74.00	-36.73	peak
2	4341.886	6.61	33.33	41.73	47.89	46.10	74.00	-27.90	peak
3	4924.000	7.22	34.11	42.24	47.82	46.91	74.00	-27.09	peak
4	6756.708	8.42	35.76	41.86	49.26	51.58	74.00	-22.42	peak
5	7386.000	8.91	36.21	41.34	47.45	51.23	74.00	-22.77	peak
6	9848.000	10.73	37.81	37.35	40.39	51.58	74.00	-22.42	peak



Test Mode: 19; Polarity: Vertical; Modulation:802.11b; Bandwidth:20MHz; Channel:11



Site : chamber

Condition: 3m VERTICAL

Job No : 01383CR

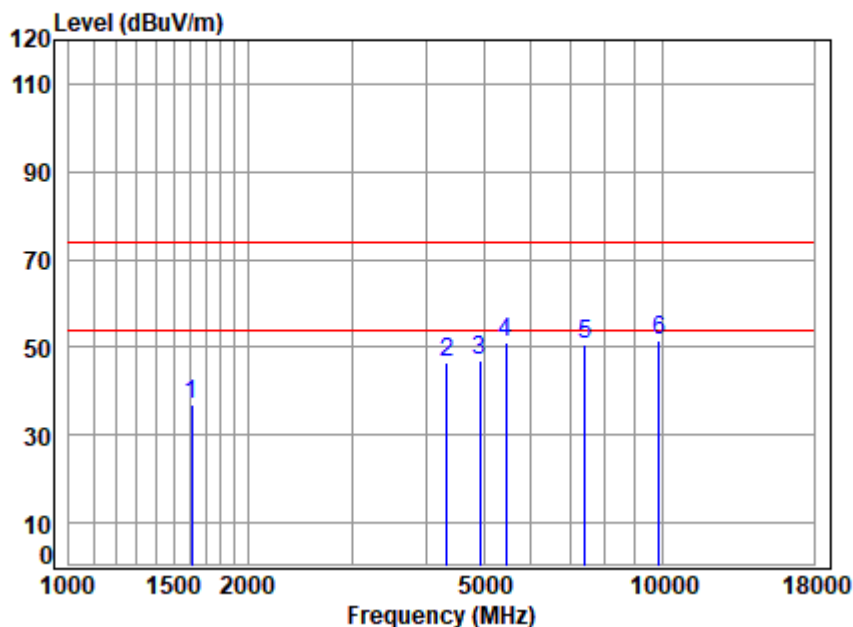
Mode : 2462 TX RSE

Note : 2.4G WIFI 11B

	Freq	Cable Loss	Ant Factor	Preamp Factor	Read Level	Level	Limit Line	Over Limit	Remark
	MHz	dB	dB/m	dB	dBuV	dBuV/m	dBuV/m	dB	
1	1687.347	3.42	26.62	40.05	47.24	37.23	74.00	-36.77	peak
2	3992.781	6.27	32.69	41.40	48.94	46.50	74.00	-27.50	peak
3	4924.000	7.22	34.11	42.24	47.48	46.57	74.00	-27.43	peak
4	6995.172	8.54	35.90	41.70	49.03	51.77	74.00	-22.23	peak
5	7386.000	8.91	36.21	41.34	48.61	52.39	74.00	-21.61	peak
6	9848.000	10.73	37.81	37.35	40.60	51.79	74.00	-22.21	peak



Test Mode: 19; Polarity: Horizontal; Modulation:802.11b; Bandwidth:20MHz; Channel:12

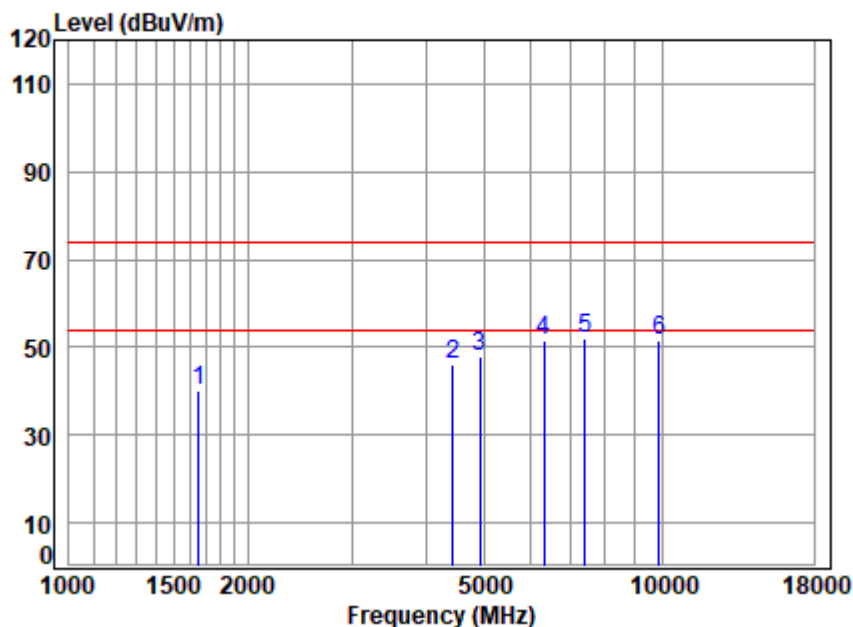


Site : chamber
Condition: 3m HORIZONTAL
Job No : 01383CR
Mode : 2467 TX RSE
Note : 2.4G WIFI 11B

	Freq	Cable Loss	Ant Factor	Preamp Factor	Read Level	Level	Limit Line	Over Limit	Remark
	MHz	dB	dB/m	dB	dBuV	dBuV/m	dBuV/m	dB	
1	1611.091	3.36	26.30	40.01	47.28	36.93	74.00	-37.07	peak
2	4341.886	6.61	33.33	41.73	48.51	46.72	74.00	-27.28	peak
3	4934.000	7.23	34.12	42.25	47.86	46.96	74.00	-27.04	peak
4	5439.885	8.08	34.55	42.35	50.87	51.15	74.00	-22.85	peak
5	7401.000	8.92	36.22	41.32	46.78	50.60	74.00	-23.40	peak
6	9868.000	10.73	37.82	37.32	40.41	51.64	74.00	-22.36	peak



Test Mode: 19; Polarity: Vertical; Modulation:802.11b; Bandwidth:20MHz; Channel:12



Site : chamber

Condition: 3m VERTICAL

Job No : 01383CR

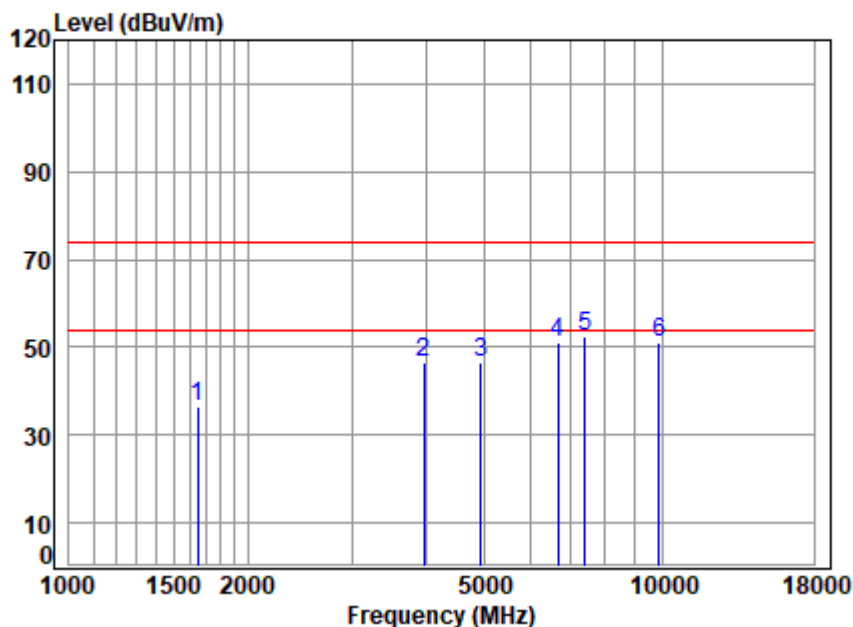
Mode : 2467 TX RSE

Note : 2.4G WIFI 11B

	Freq	Cable Loss	Ant Factor	Preamp Factor	Read Level	Level	Limit Line	Over Limit	Remark
	MHz	dB	dB/m	dB	dBuV	dBuV/m	dBuV/m	dB	
1	1653.550	3.39	26.48	40.04	50.14	39.97	74.00	-34.03	peak
2	4443.453	6.71	33.50	41.82	47.86	46.25	74.00	-27.75	peak
3	4934.000	7.23	34.12	42.25	48.94	48.04	74.00	-25.96	peak
4	6322.136	8.27	35.43	42.16	50.04	51.58	74.00	-22.42	peak
5	7401.000	8.92	36.22	41.32	48.26	52.08	74.00	-21.92	peak
6	9868.000	10.73	37.82	37.32	40.46	51.69	74.00	-22.31	peak



Test Mode: 19; Polarity: Horizontal; Modulation:802.11b; Bandwidth:20MHz; Channel:High

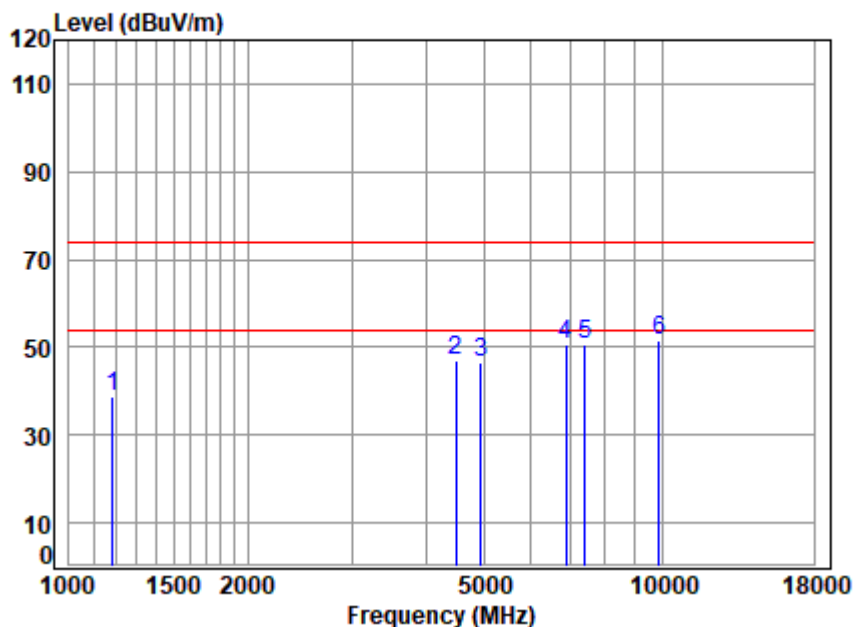


Site : chamber
Condition: 3m HORIZONTAL
Job No : 01383CR
Mode : 2472 TX RSE
Note : 2.4G WIFI 11B

	Freq	Cable Loss	Ant Factor	Preamp Factor	Read Level	Level	Limit Line	Over Limit	Remark
	MHz	dB	dB/m	dB	dBuV	dBuV/m	dBuV/m	dB	
1	1648.778	3.39	26.46	40.03	46.88	36.70	74.00	-37.30	peak
2	3969.767	6.24	32.64	41.38	49.10	46.60	74.00	-27.40	peak
3	4944.000	7.24	34.14	42.25	47.63	46.76	74.00	-27.24	peak
4	6659.763	8.37	35.70	41.93	48.95	51.09	74.00	-22.91	peak
5	7416.000	8.93	36.23	41.31	48.41	52.26	74.00	-21.74	peak
6	9888.000	10.72	37.83	37.29	39.95	51.21	74.00	-22.79	peak



Test Mode: 19; Polarity: Vertical; Modulation:802.11b; Bandwidth:20MHz; Channel:High



Site : chamber

Condition: 3m VERTICAL

Job No : 01383CR

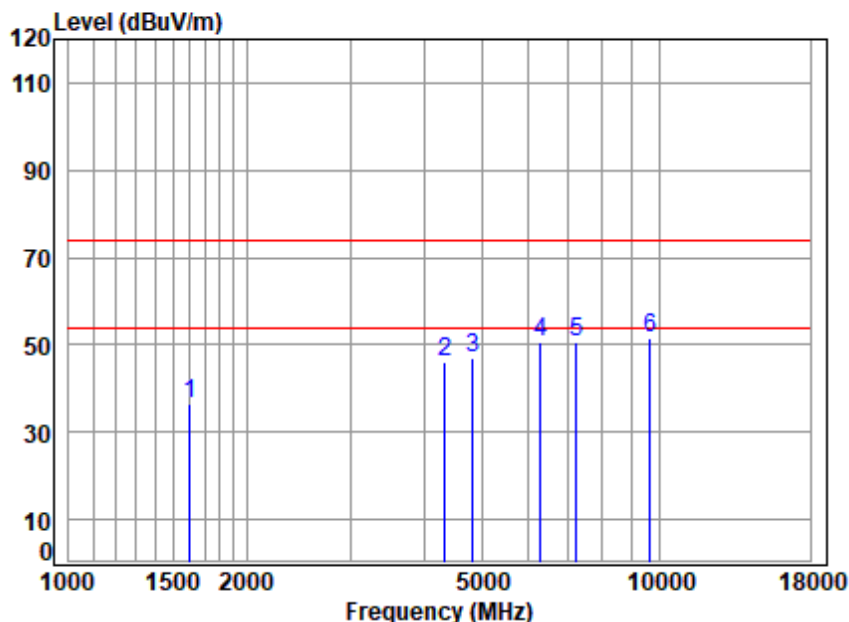
Mode : 2472 TX RSE

Note : 2.4G WIFI 11B

	Freq	Cable Loss	Ant Factor	Preamp Factor	Read Level	Level	Limit Line	Over Limit	Remark
	MHz	dB	dB/m	dB	dBuV	dBuV/m	dBuV/m	dB	
1	1185.936	2.74	24.53	39.75	51.36	38.88	74.00	-35.12	peak
2	4482.150	6.74	33.57	41.86	48.64	47.09	74.00	-26.91	peak
3	4944.000	7.24	34.14	42.25	47.33	46.46	74.00	-27.54	peak
4	6874.906	8.48	35.83	41.78	48.10	50.63	74.00	-23.37	peak
5	7416.000	8.93	36.23	41.31	46.87	50.72	74.00	-23.28	peak
6	9888.000	10.72	37.83	37.29	40.08	51.34	74.00	-22.66	peak



Test Mode: 19; Polarity: Horizontal; Modulation:802.11g; Bandwidth:20MHz; Channel:Low

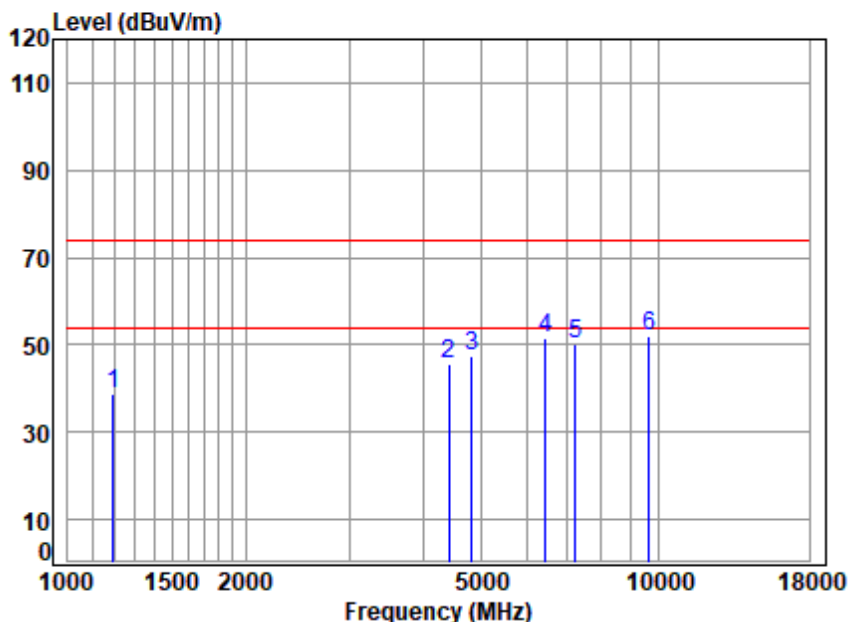


Site : chamber
Condition: 3m HORIZONTAL
Job No : 01383CR
Mode : 2412 TX RSE
Note : 2.4G WIFI 11G

	Freq	Cable Loss	Ant Factor	Preamp Factor	Read Level	Level	Limit Line	Over Limit	Remark
	MHz	dB	dB/m	dB	dBuV	dBuV/m	dBuV/m	dB	
1	1601.804	3.35	26.26	40.01	46.75	36.35	74.00	-37.65	peak
2	4329.354	6.60	33.30	41.72	47.87	46.05	74.00	-27.95	peak
3	4824.000	7.12	34.00	42.16	47.90	46.86	74.00	-27.14	peak
4	6303.890	8.27	35.41	42.18	49.22	50.72	74.00	-23.28	peak
5	7236.000	8.77	36.09	41.48	47.35	50.73	74.00	-23.27	peak
6	9648.000	10.79	37.69	37.69	40.93	51.72	74.00	-22.28	peak



Test Mode: 19; Polarity: Vertical; Modulation:802.11g; Bandwidth:20MHz; Channel:Low



Site : chamber

Condition: 3m VERTICAL

Job No : 01383CR

Mode : 2412 TX RSE

Note : 2.4G WIFI 11G

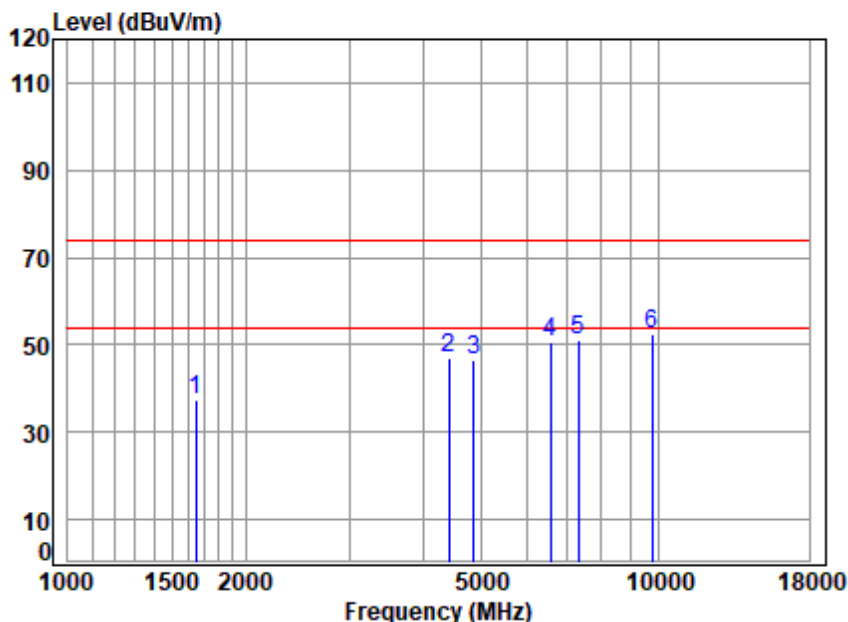
	Freq	Cable Loss	Ant Factor	Preamp Factor	Read Level	Level	Limit	Over	Remark
	MHz	dB	dB/m	dB	dBuV	dBuV/m	dBuV/m	dB	
1	1192.811	2.75	24.56	39.75	51.42	38.98	74.00	-35.02	peak
2	4417.841	6.68	33.46	41.80	47.25	45.59	74.00	-28.41	peak
3	4824.000	7.12	34.00	42.16	48.63	47.59	74.00	-26.41	peak
4	6432.732	8.28	35.54	42.08	49.90	51.64	74.00	-22.36	peak
5	7236.000	8.77	36.09	41.48	46.62	50.00	74.00	-24.00	peak
6	9648.000	10.79	37.69	37.69	41.39	52.18	74.00	-21.82	peak



Unless otherwise agreed in writing, this document is issued by the Company subject to its General Conditions of Service printed overleaf, available on request or accessible at <http://www.sgs.com/en/Terms-and-Conditions.aspx> and, for electronic format documents, subject to Terms and Conditions for Electronic Documents at <http://www.sgs.com/en/Terms-and-Conditions/Terms-e-Documents.aspx>. Attention is drawn to the limitation of liability, indemnification and jurisdiction issues defined therein. Any holder of this document is advised that information contained hereon reflects the Company's findings at the time of its intervention only and within the limits of Client's instructions, if any. The Company's sole responsibility is to its Client and this document does not exonerate parties to a transaction from exercising all their rights and obligations under the transaction documents. This document cannot be reproduced except in full, without prior written approval of the Company. Any unauthorized alteration, forgery or falsification of the content or appearance of this document is unlawful and offenders may be prosecuted to the fullest extent of the law. Unless otherwise stated the results shown in this test report refer only to the sample(s) tested and such sample(s) are retained for 30 days only.

Attention: To check the authenticity of testing / inspection report & certificate, please contact us at telephone: (86-755) 8307 1443, or email: CN.Doccheck@sgs.com

Test Mode: 19; Polarity: Horizontal; Modulation:802.11g; Bandwidth:20MHz; Channel:middle

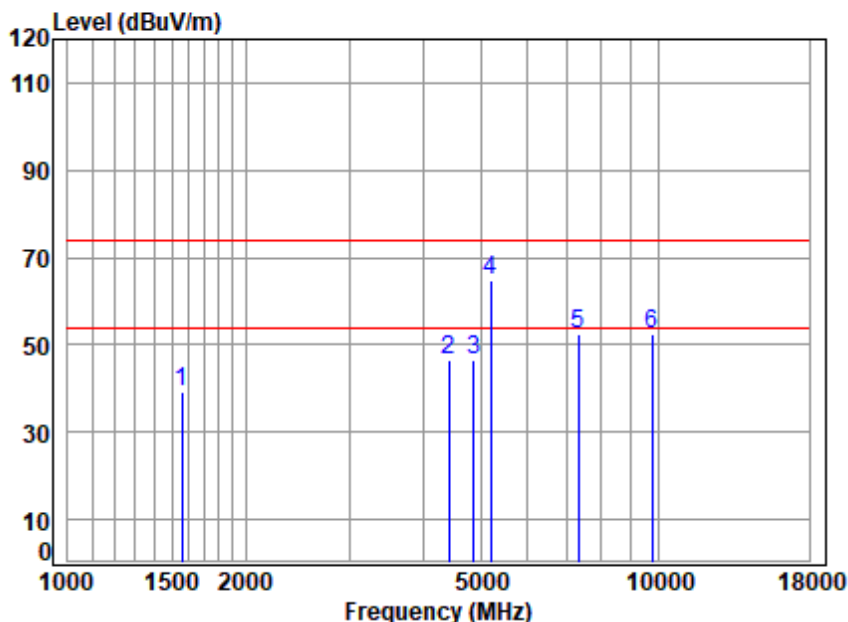


Site : chamber
Condition: 3m HORIZONTAL
Job No : 01383CR
Mode : 2437 TX RSE
Note : 2.4G WIFI 11G

	Freq	Cable Loss	Ant Factor	Preamp Factor	Read Level	Level	Limit Line	Over Limit	Remark
	MHz	dB	dB/m	dB	dBuV	dBuV/m	dBuV/m	dB	
1	1648.778	3.39	26.46	40.03	47.75	37.57	74.00	-36.43	peak
2	4417.841	6.68	33.46	41.80	48.85	47.19	74.00	-26.81	peak
3	4874.000	7.17	34.05	42.20	47.73	46.75	74.00	-27.25	peak
4	6564.209	8.31	35.64	41.99	48.88	50.84	74.00	-23.16	peak
5	7311.000	8.84	36.15	41.41	47.41	50.99	74.00	-23.01	peak
6	9748.000	10.76	37.75	37.52	41.40	52.39	74.00	-21.61	peak



Test Mode: 19; Polarity: Vertical; Modulation:802.11g; Bandwidth:20MHz; Channel:middle



Site : chamber

Condition: 3m VERTICAL

Job No : 01383CR

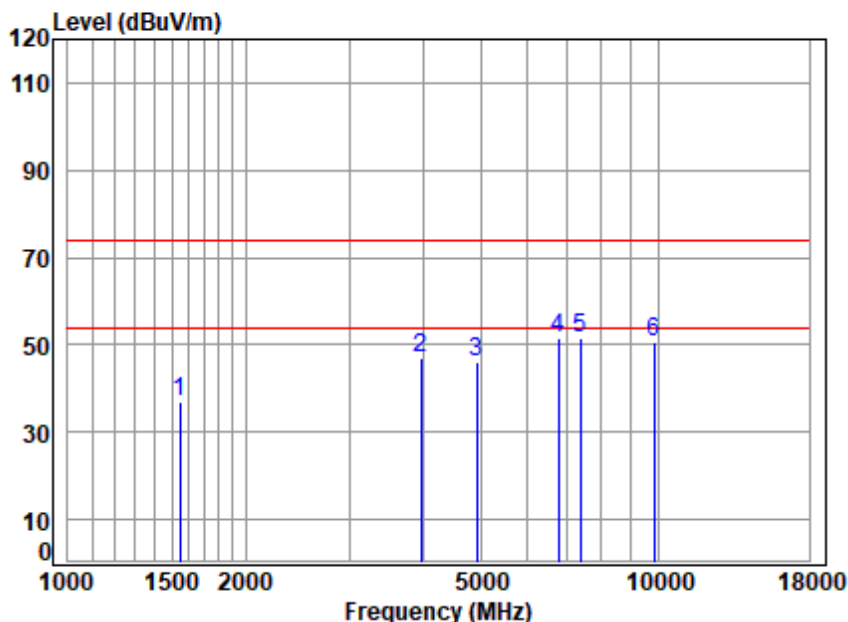
Mode : 2437 TX RSE

Note : 2.4G WIFI 11G

	Freq	Cable Loss	Ant Factor	Preamp Factor	Read Level	Level	Limit	Over	Remark
	MHz	dB	dB/m	dB	dBuV	dBuV/m	dBuV/m	dB	
1	1560.673	3.31	26.08	39.99	49.88	39.28	74.00	-34.72	peak
2	4417.841	6.68	33.46	41.80	48.17	46.51	74.00	-27.49	peak
3	4874.000	7.17	34.05	42.20	47.52	46.54	74.00	-27.46	peak
4	5194.041	7.65	34.36	42.32	65.20	64.89	74.00	-9.11	peak
5	7311.000	8.84	36.15	41.41	48.70	52.28	74.00	-21.72	peak
6	9748.000	10.76	37.75	37.52	41.31	52.30	74.00	-21.70	peak



Test Mode: 19; Polarity: Horizontal; Modulation:802.11g; Bandwidth:20MHz; Channel:11

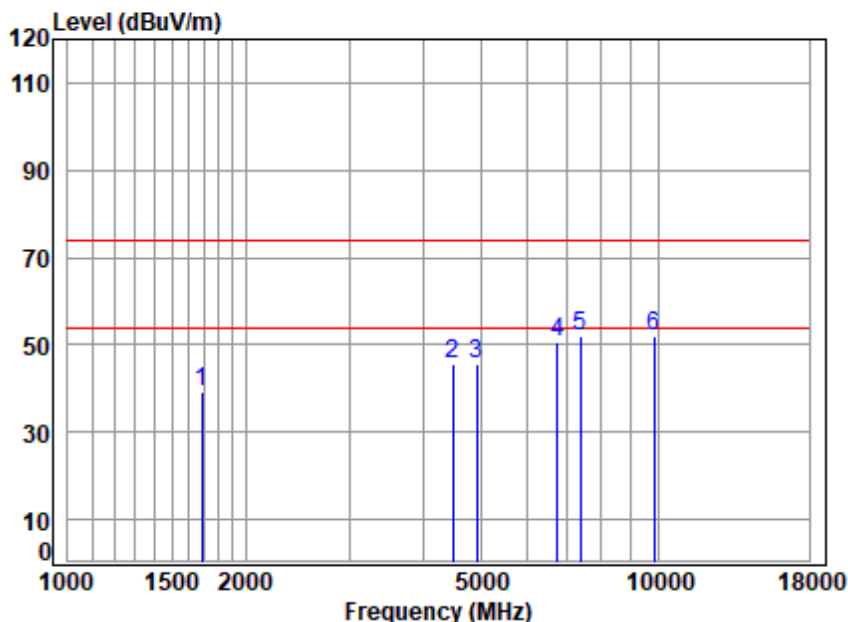


Site : chamber
Condition: 3m HORIZONTAL
Job No : 01383CR
Mode : 2462 TX RSE
Note : 2.4G WIFI 11G

	Freq	Cable Loss	Ant Factor	Preamp Factor	Read Level	Level	Limit	Over Limit	Remark
	MHz	dB	dB/m	dB	dBuV	dBuV/m	dBuV/m	dB	
1	1547.199	3.30	26.02	39.98	47.55	36.89	74.00	-37.11	peak
2	3958.309	6.22	32.62	41.37	49.33	46.80	74.00	-27.20	peak
3	4924.000	7.22	34.11	42.24	47.14	46.23	74.00	-27.77	peak
4	6776.265	8.43	35.77	41.85	49.05	51.40	74.00	-22.60	peak
5	7386.000	8.91	36.21	41.34	47.99	51.77	74.00	-22.23	peak
6	9848.000	10.73	37.81	37.35	39.59	50.78	74.00	-23.22	peak



Test Mode: 19; Polarity: Vertical; Modulation:802.11g; Bandwidth:20MHz; Channel:11



Site : chamber

Condition: 3m VERTICAL

Job No : 01383CR

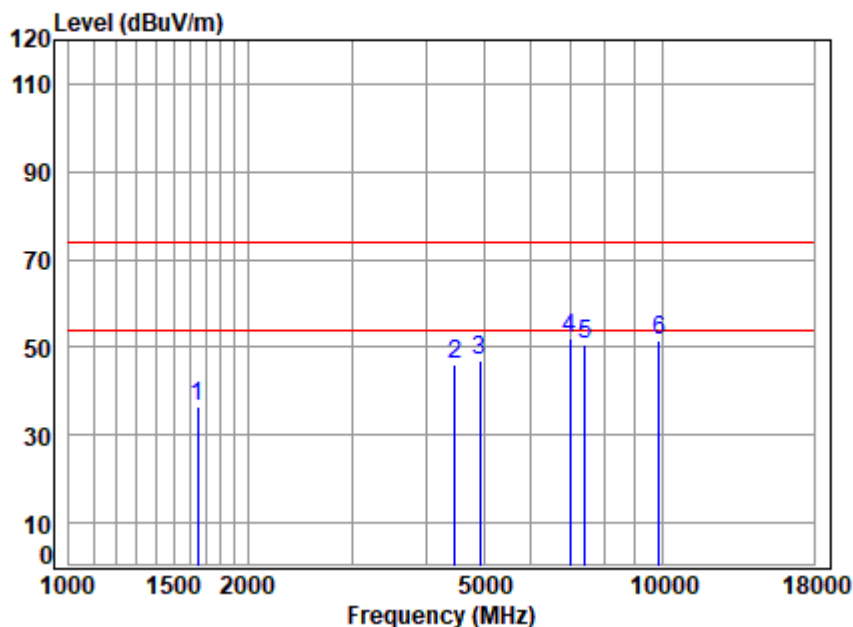
Mode : 2462 TX RSE

Note : 2.4G WIFI 11G

	Freq	Cable Loss	Ant Factor	Preamp Factor	Read Level	Level	Limit Line	Over Limit	Remark
	MHz	dB	dB/m	dB	dBuV	dBuV/m	dBuV/m	dB	
1	1687.347	3.42	26.62	40.05	49.35	39.34	74.00	-34.66	peak
2	4495.125	6.76	33.59	41.87	47.38	45.86	74.00	-28.14	peak
3	4924.000	7.22	34.11	42.24	46.53	45.62	74.00	-28.38	peak
4	6756.708	8.42	35.76	41.86	48.44	50.76	74.00	-23.24	peak
5	7386.000	8.91	36.21	41.34	48.05	51.83	74.00	-22.17	peak
6	9848.000	10.73	37.81	37.35	40.62	51.81	74.00	-22.19	peak



Test Mode: 19; Polarity: Horizontal; Modulation:802.11g; Bandwidth:20MHz; Channel:12

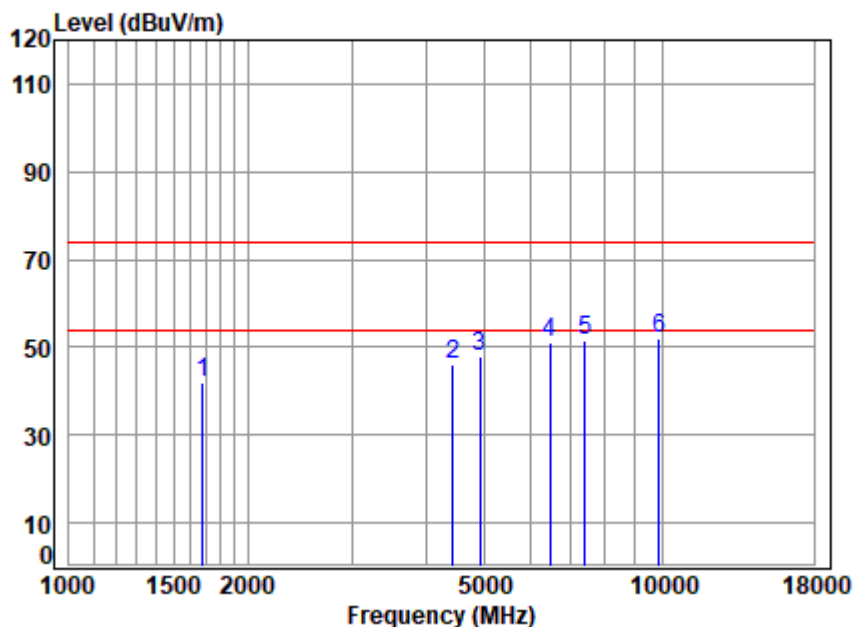


Site : chamber
Condition: 3m HORIZONTAL
Job No : 01383CR
Mode : 2467 TX RSE
Note : 2.4G WIFI 11G

	Freq	Cable Loss	Ant Factor	Preamp Factor	Read Level	Level	Limit Line	Over Limit	Remark
	MHz	dB	dB/m	dB	dBuV	dBuV/m	dBuV/m	dB	
1	1648.778	3.39	26.46	40.03	46.91	36.73	74.00	-37.27	peak
2	4469.214	6.73	33.55	41.85	47.70	46.13	74.00	-27.87	peak
3	4934.000	7.23	34.12	42.25	48.00	47.10	74.00	-26.90	peak
4	6974.982	8.53	35.89	41.72	49.30	52.00	74.00	-22.00	peak
5	7401.000	8.92	36.22	41.32	46.90	50.72	74.00	-23.28	peak
6	9868.000	10.73	37.82	37.32	40.15	51.38	74.00	-22.62	peak



Test Mode: 19; Polarity: Vertical; Modulation:802.11g; Bandwidth:20MHz; Channel:12



Site : chamber

Condition: 3m VERTICAL

Job No : 01383CR

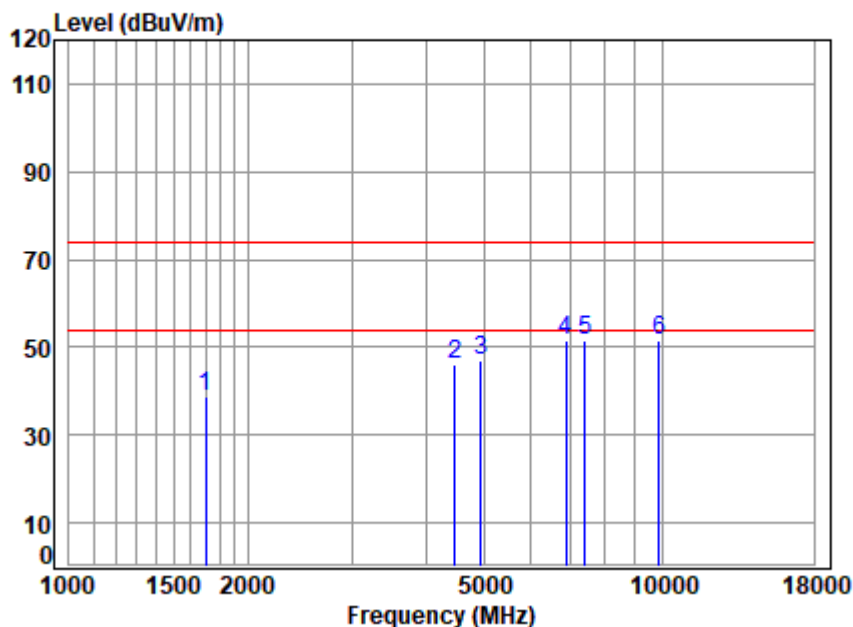
Mode : 2467 TX RSE

Note : 2.4G WIFI 11G

	Freq	Cable Loss	Ant Factor	Preamp Factor	Read Level	Level	Limit Line	Over Limit	Remark
	MHz	dB	dB/m	dB	dBuV	dBuV/m	dBuV/m	dB	
1	1677.621	3.41	26.58	40.05	52.24	42.18	74.00	-31.82	peak
2	4430.628	6.70	33.48	41.81	47.63	46.00	74.00	-28.00	peak
3	4934.000	7.23	34.12	42.25	48.58	47.68	74.00	-26.32	peak
4	6470.026	8.28	35.57	42.06	49.16	50.95	74.00	-23.05	peak
5	7401.000	8.92	36.22	41.32	47.82	51.64	74.00	-22.36	peak
6	9868.000	10.73	37.82	37.32	40.95	52.18	74.00	-21.82	peak



Test Mode: 19; Polarity: Horizontal; Modulation:802.11g; Bandwidth:20MHz; Channel:High

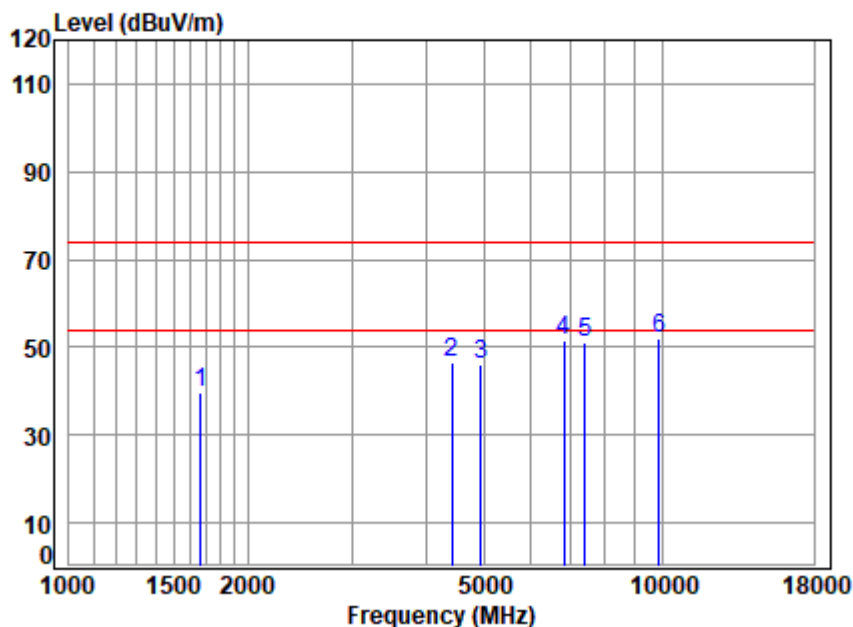


Site : chamber
Condition: 3m HORIZONTAL
Job No : 01383CR
Mode : 2472 TX RSE
Note : 2.4G WIFI 11G

	Freq	Cable Loss	Ant Factor	Preamp Factor	Read Level	Level	Limit Line	Over Limit	Remark
	MHz	dB	dB/m	dB	dBuV	dBuV/m	dBuV/m	dB	
1	1697.129	3.43	26.66	40.06	48.68	38.71	74.00	-35.29	peak
2	4469.214	6.73	33.55	41.85	47.86	46.29	74.00	-27.71	peak
3	4944.000	7.24	34.14	42.25	47.96	47.09	74.00	-26.91	peak
4	6874.906	8.48	35.83	41.78	48.86	51.39	74.00	-22.61	peak
5	7416.000	8.93	36.23	41.31	47.51	51.36	74.00	-22.64	peak
6	9888.000	10.72	37.83	37.29	40.35	51.61	74.00	-22.39	peak



Test Mode: 19; Polarity: Vertical; Modulation:802.11g; Bandwidth:20MHz; Channel:High



Site : chamber

Condition: 3m VERTICAL

Job No : 01383CR

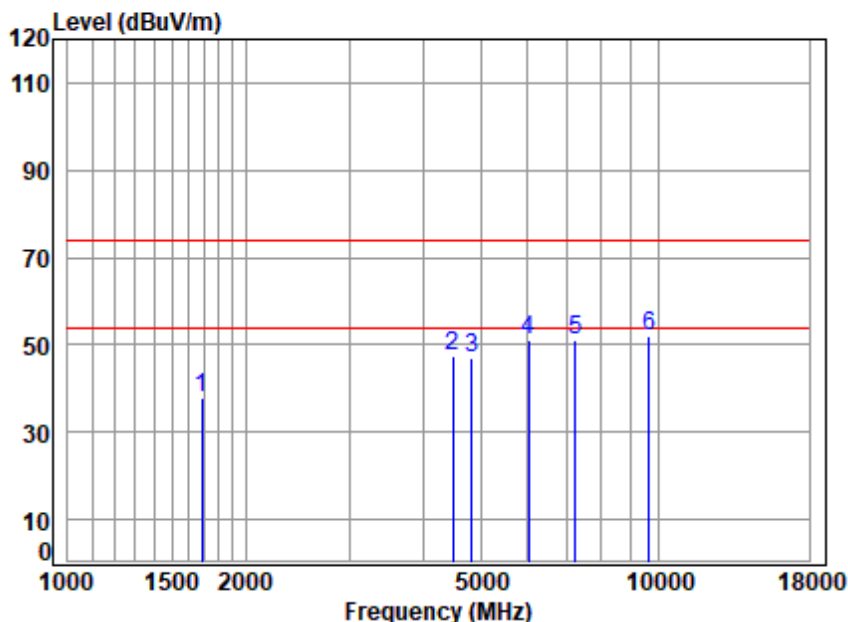
Mode : 2472 TX RSE

Note : 2.4G WIFI 11G

	Freq	Cable Loss	Ant Factor	Preamp Factor	Read Level	Level	Limit Line	Over Limit	Remark
	MHz	dB	dB/m	dB	dBuV	dBuV/m	dBuV/m	dB	
1	1667.951	3.40	26.54	40.04	49.60	39.50	74.00	-34.50	peak
2	4417.841	6.68	33.46	41.80	48.14	46.48	74.00	-27.52	peak
3	4944.000	7.24	34.14	42.25	47.09	46.22	74.00	-27.78	peak
4	6835.278	8.46	35.80	41.81	49.29	51.74	74.00	-22.26	peak
5	7416.000	8.93	36.23	41.31	47.19	51.04	74.00	-22.96	peak
6	9888.000	10.72	37.83	37.29	40.86	52.12	74.00	-21.88	peak



Test Mode: 19; Polarity: Horizontal; Modulation:802.11n; Bandwidth:20MHz; Channel:Low



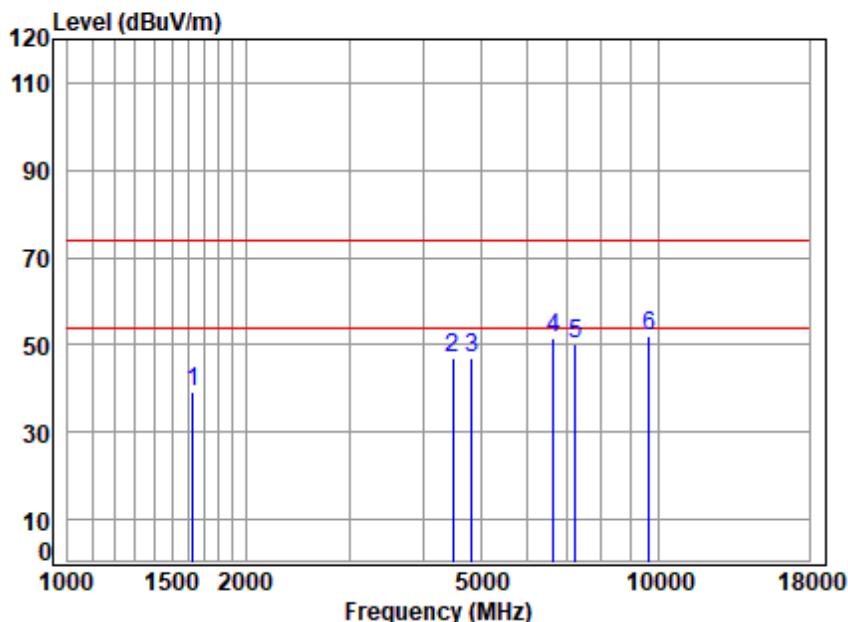
Site : chamber
Condition: 3m HORIZONTAL
Job No : 01383CR
Mode : 2412 TX RSE
Note : 2.4G WIFI 11N 20

		Cable	Ant	Preamp	Read		Limit	Over	
	Freq	Loss	Factor	Factor	Level	Level	Line	Limit	Remark
	MHz	dB	dB/m	dB	dBuV	dBuV/m	dBuV/m	dB	
1	1687.347	3.42	26.62	40.05	47.73	37.72	74.00	-36.28	peak
2	4482.150	6.74	33.57	41.86	48.82	47.27	74.00	-26.73	peak
3	4824.000	7.12	34.00	42.16	47.89	46.85	74.00	-27.15	peak
4	6036.421	8.26	35.14	42.37	50.23	51.26	74.00	-22.74	peak
5	7236.000	8.77	36.09	41.48	47.51	50.89	74.00	-23.11	peak
6	9648.000	10.79	37.69	37.69	41.34	52.13	74.00	-21.87	peak



Unless otherwise agreed in writing, this document is issued by the Company subject to its General Conditions of Service printed overleaf, available on request or accessible at <http://www.sgs.com/en/Terms-and-Conditions.aspx> and, for electronic format documents, subject to Terms and Conditions for Electronic Documents at <http://www.sgs.com/en/Terms-and-Conditions/Terms-e-Documents.aspx>. Attention is drawn to the limitation of liability, indemnification and jurisdiction issues defined therein. Any holder of this document is advised that information contained hereon reflects the Company's findings at the time of its intervention only and within the limits of Client's instructions, if any. The Company's sole responsibility is to its Client and this document does not exonerate parties to a transaction from exercising all their rights and obligations under the transaction documents. This document cannot be reproduced except in full, without prior written approval of the Company. Any unauthorized alteration, forgery or falsification of the content or appearance of this document is unlawful and offenders may be prosecuted to the fullest extent of the law. Unless otherwise stated the results shown in this test report refer only to the sample(s) tested and such sample(s) are retained for 30 days only.

Test Mode: 19; Polarity: Vertical; Modulation:802.11n; Bandwidth:20MHz; Channel:Low

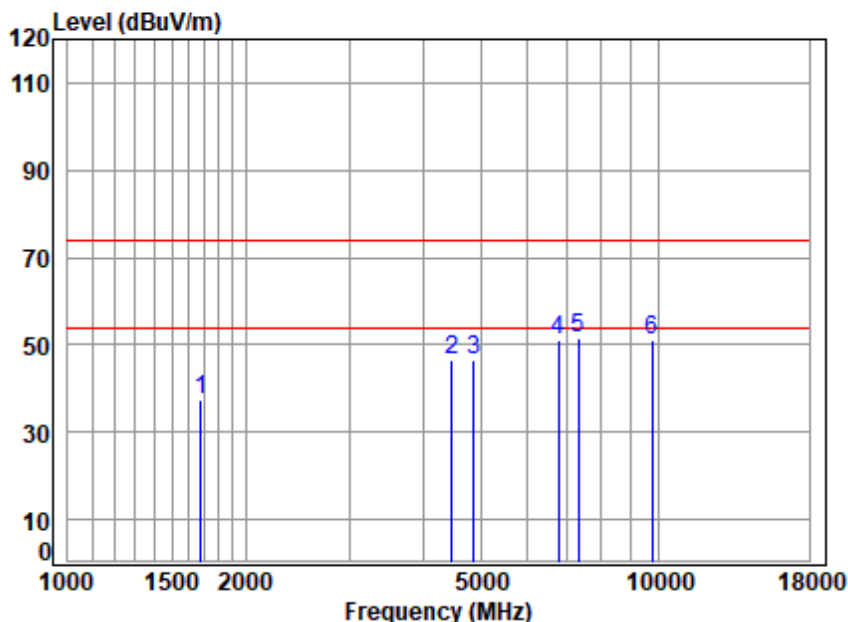


Site : chamber
Condition: 3m VERTICAL
Job No : 01383CR
Mode : 2412 TX RSE
Note : 2.4G WIFI 11N 20

	Freq	Cable Loss	Ant Factor	Preamp Factor	Read Level	Level	Limit Line	Over Limit	Remark
	MHz	dB	dB/m	dB	dBuV	dBuV/m	dBuV/m	dB	
1	1629.825	3.37	26.38	40.02	49.56	39.29	74.00	-34.71	peak
2	4482.150	6.74	33.57	41.86	48.64	47.09	74.00	-26.91	peak
3	4824.000	7.12	34.00	42.16	48.15	47.11	74.00	-26.89	peak
4	6640.542	8.36	35.69	41.94	49.31	51.42	74.00	-22.58	peak
5	7236.000	8.77	36.09	41.48	46.79	50.17	74.00	-23.83	peak
6	9648.000	10.79	37.69	37.69	41.35	52.14	74.00	-21.86	peak



Test Mode: 19; Polarity: Horizontal; Modulation:802.11n; Bandwidth:20MHz; Channel:middle

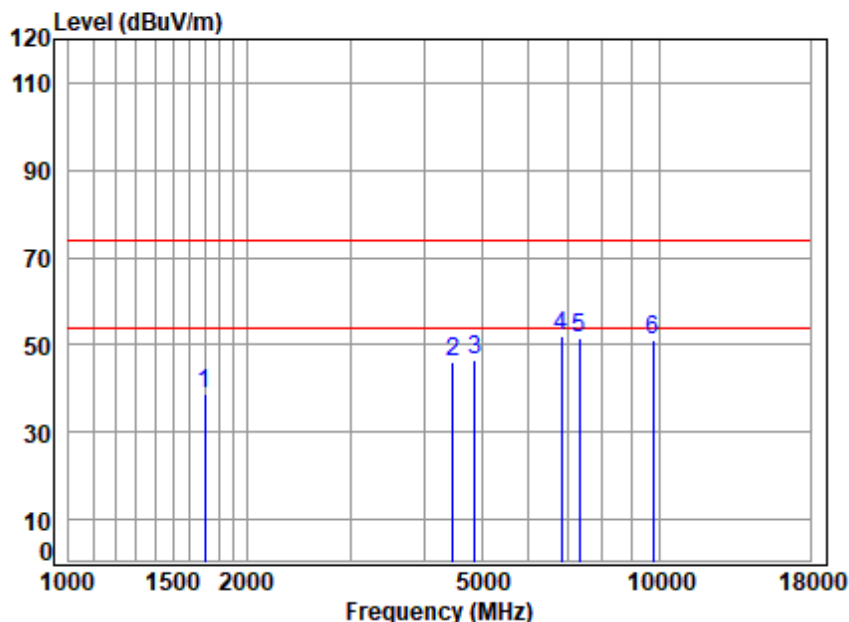


Site : chamber
Condition: 3m HORIZONTAL
Job No : 01383CR
Mode : 2437 TX RSE
Note : 2.4G WIFI 11N 20

	Freq	Cable Loss	Ant Factor	Preamp Factor	Read Level	Level	Limit Line	Over Limit	Remark
	MHz	dB	dB/m	dB	dBuV	dBuV/m	dBuV/m	dB	
1	1677.621	3.41	26.58	40.05	47.36	37.30	74.00	-36.70	peak
2	4469.214	6.73	33.55	41.85	48.09	46.52	74.00	-27.48	peak
3	4874.000	7.17	34.05	42.20	47.53	46.55	74.00	-27.45	peak
4	6776.265	8.43	35.77	41.85	48.86	51.21	74.00	-22.79	peak
5	7311.000	8.84	36.15	41.41	47.87	51.45	74.00	-22.55	peak
6	9748.000	10.76	37.75	37.52	40.29	51.28	74.00	-22.72	peak



Test Mode: 19; Polarity: Vertical; Modulation:802.11n; Bandwidth:20MHz; Channel:middle



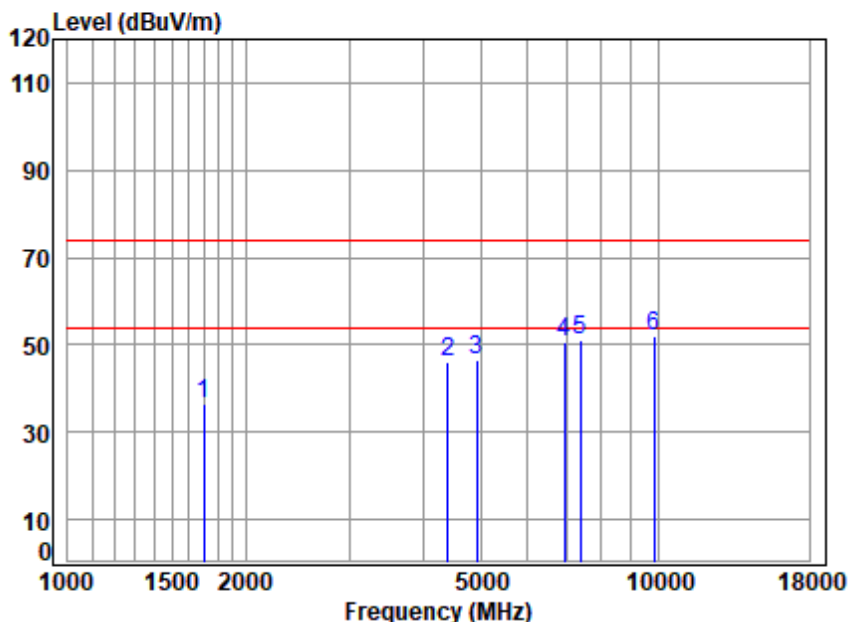
Site : chamber
Condition: 3m VERTICAL
Job No : 01383CR
Mode : 2437 TX RSE
Note : 2.4G WIFI 11N 20

	Freq	Cable Loss	Ant Factor	Preamp Factor	Read Level	Level	Limit Line	Over Limit	Remark
	MHz	dB	dB/m	dB	dBuV	dBuV/m	dBuV/m	dB	
1	1702.042	3.43	26.68	40.06	48.72	38.77	74.00	-35.23	peak
2	4469.214	6.73	33.55	41.85	47.87	46.30	74.00	-27.70	peak
3	4874.000	7.17	34.05	42.20	47.57	46.59	74.00	-27.41	peak
4	6815.551	8.45	35.79	41.82	49.41	51.83	74.00	-22.17	peak
5	7311.000	8.84	36.15	41.41	47.80	51.38	74.00	-22.62	peak
6	9748.000	10.76	37.75	37.52	40.18	51.17	74.00	-22.83	peak



Unless otherwise agreed in writing, this document is issued by the Company subject to its General Conditions of Service printed overleaf, available on request or accessible at <http://www.sgs.com/en/Terms-and-Conditions.aspx> and, for electronic format documents, subject to Terms and Conditions for Electronic Documents at <http://www.sgs.com/en/Terms-and-Conditions/Terms-e-Documents.aspx>. Attention is drawn to the limitation of liability, indemnification and jurisdiction issues defined therein. Any holder of this document is advised that information contained hereon reflects the Company's findings at the time of its intervention only and within the limits of Client's instructions, if any. The Company's sole responsibility is to its Client and this document does not exonerate parties to a transaction from exercising all their rights and obligations under the transaction documents. This document cannot be reproduced except in full, without prior written approval of the Company. Any unauthorized alteration, forgery or falsification of the content or appearance of this document is unlawful and offenders may be prosecuted to the fullest extent of the law. Unless otherwise stated the results shown in this test report refer only to the sample(s) tested and such sample(s) are retained for 30 days only.

Test Mode: 19; Polarity: Horizontal; Modulation:802.11n; Bandwidth:20MHz; Channel:11

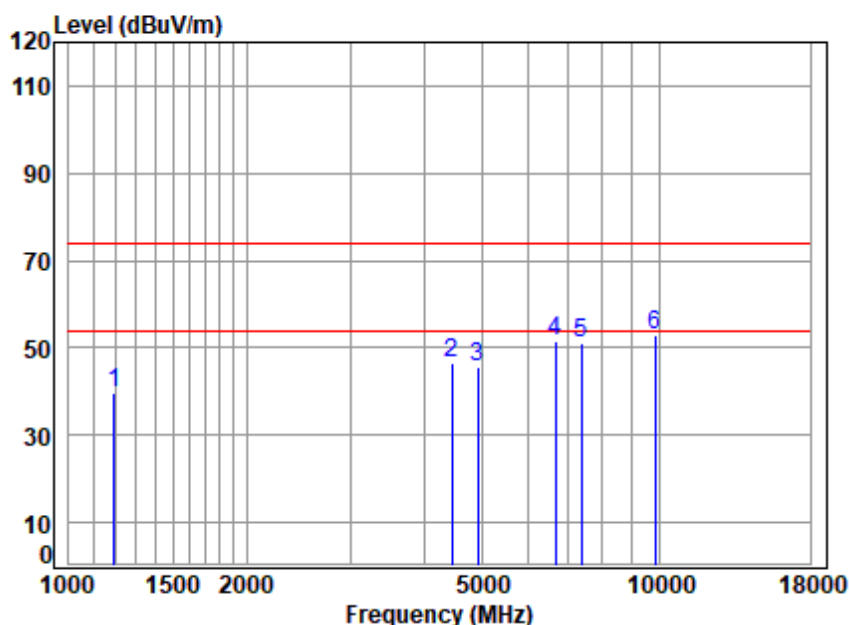


Site : chamber
Condition: 3m HORIZONTAL
Job No : 01383CR
Mode : 2462 TX RSE
Note : 2.4G WIFI 11N 20

	Freq	Cable Loss	Ant Factor	Preamp Factor	Read Level	Level	Limit Line	Over Limit	Remark
	MHz	dB	dB/m	dB	dBuV	dBuV/m	dBuV/m	dB	
1	1702.042	3.43	26.68	40.06	46.65	36.70	74.00	-37.30	peak
2	4405.090	6.67	33.44	41.79	47.85	46.17	74.00	-27.83	peak
3	4924.000	7.22	34.11	42.24	47.35	46.44	74.00	-27.56	peak
4	6934.778	8.51	35.86	41.74	48.22	50.85	74.00	-23.15	peak
5	7386.000	8.91	36.21	41.34	47.38	51.16	74.00	-22.84	peak
6	9848.000	10.73	37.81	37.35	40.80	51.99	74.00	-22.01	peak



Test Mode: 19; Polarity: Vertical; Modulation:802.11n; Bandwidth:20MHz; Channel:11

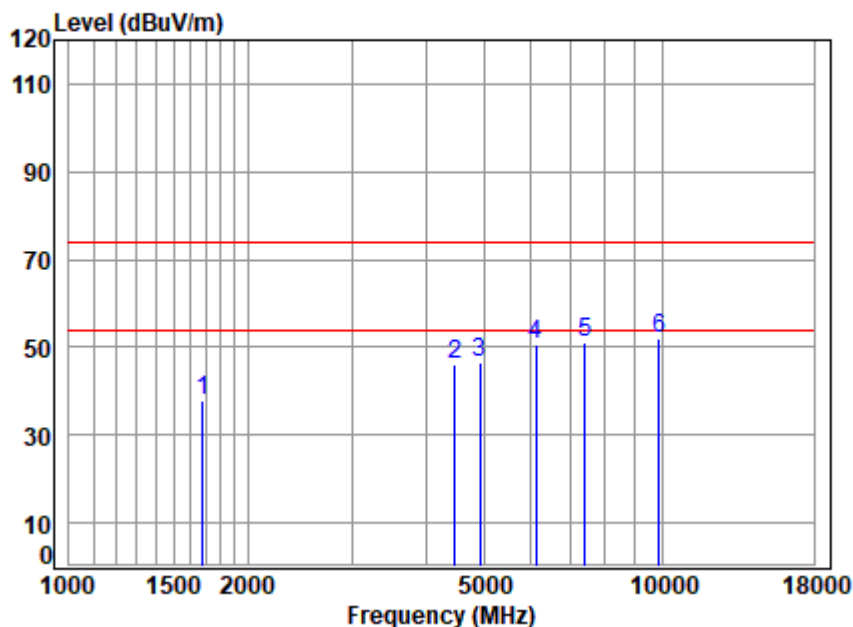


Site : chamber
Condition: 3m VERTICAL
Job No : 01383CR
Mode : 2462 TX RSE
Note : 2.4G WIFI 11N 20

	Freq	Cable Loss	Ant Factor	Preamp Factor	Read Level	Level	Limit Line	Over Limit	Remark
	MHz	dB	dB/m	dB	dBuV	dBuV/m	dBuV/m	dB	
1	1192.811	2.75	24.56	39.75	52.01	39.57	74.00	-34.43	peak
2	4456.315	6.72	33.53	41.84	48.31	46.72	74.00	-27.28	peak
3	4924.000	7.22	34.11	42.24	46.71	45.80	74.00	-28.20	peak
4	6659.763	8.37	35.70	41.93	49.60	51.74	74.00	-22.26	peak
5	7386.000	8.91	36.21	41.34	47.30	51.08	74.00	-22.92	peak
6	9848.000	10.73	37.81	37.35	41.61	52.80	74.00	-21.20	peak



Test Mode: 19; Polarity: Horizontal; Modulation:802.11n; Bandwidth:20MHz; Channel:12

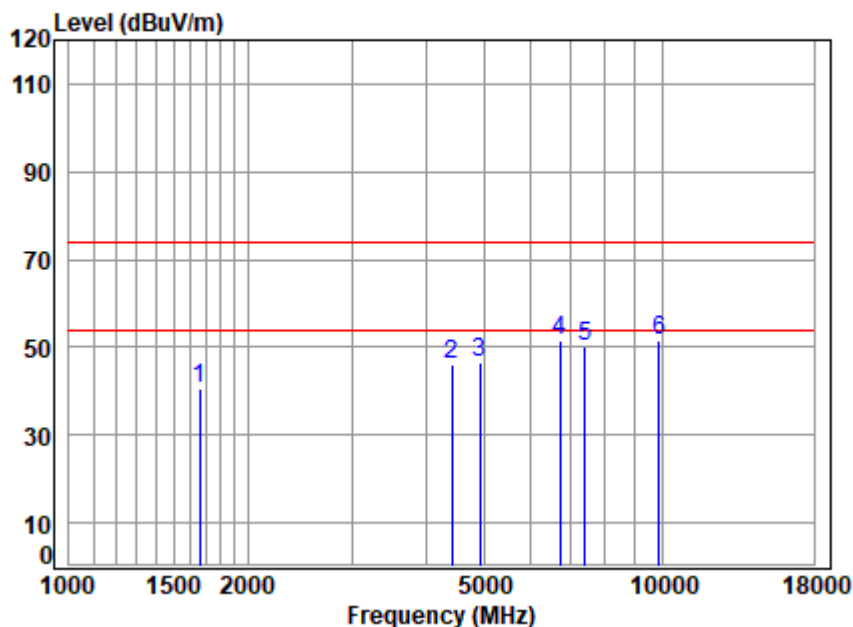


Site : chamber
Condition: 3m HORIZONTAL
Job No : 01383CR
Mode : 2467 TX RSE
Note : 2.4G WIFI 11N 20

	Freq	Cable Loss	Ant Factor	Preamp Factor	Read Level	Level	Limit Line	Over Limit	Remark
	MHz	dB	dB/m	dB	dBuV	dBuV/m	dBuV/m	dB	
1	1677.621	3.41	26.58	40.05	47.82	37.76	74.00	-36.24	peak
2	4469.214	6.73	33.55	41.85	47.60	46.03	74.00	-27.97	peak
3	4934.000	7.23	34.12	42.25	47.42	46.52	74.00	-27.48	peak
4	6124.292	8.27	35.23	42.31	49.52	50.71	74.00	-23.29	peak
5	7401.000	8.92	36.22	41.32	47.27	51.09	74.00	-22.91	peak
6	9868.000	10.73	37.82	37.32	40.98	52.21	74.00	-21.79	peak



Test Mode: 19; Polarity: Vertical; Modulation:802.11n; Bandwidth:20MHz; Channel:12

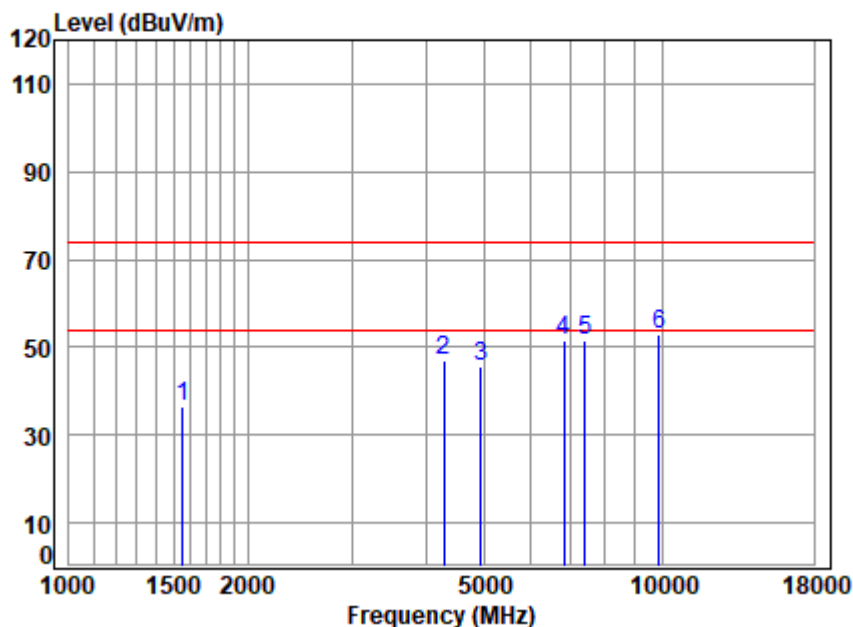


Site : chamber
Condition: 3m VERTICAL
Job No : 01383CR
Mode : 2467 TX RSE
Note : 2.4G WIFI 11N 20

	Freq	Cable Loss	Ant Factor	Preamp Factor	Read Level	Level	Limit Line	Over Limit	Remark
	MHz	dB	dB/m	dB	dBuV	dBuV/m	dBuV/m	dB	
1	1658.337	3.40	26.50	40.04	50.55	40.41	74.00	-33.59	peak
2	4417.841	6.68	33.46	41.80	47.91	46.25	74.00	-27.75	peak
3	4934.000	7.23	34.12	42.25	47.45	46.55	74.00	-27.45	peak
4	6717.762	8.40	35.73	41.89	49.23	51.47	74.00	-22.53	peak
5	7401.000	8.92	36.22	41.32	46.46	50.28	74.00	-23.72	peak
6	9868.000	10.73	37.82	37.32	40.53	51.76	74.00	-22.24	peak



Test Mode: 19; Polarity: Horizontal; Modulation:802.11n; Bandwidth:20MHz; Channel:High

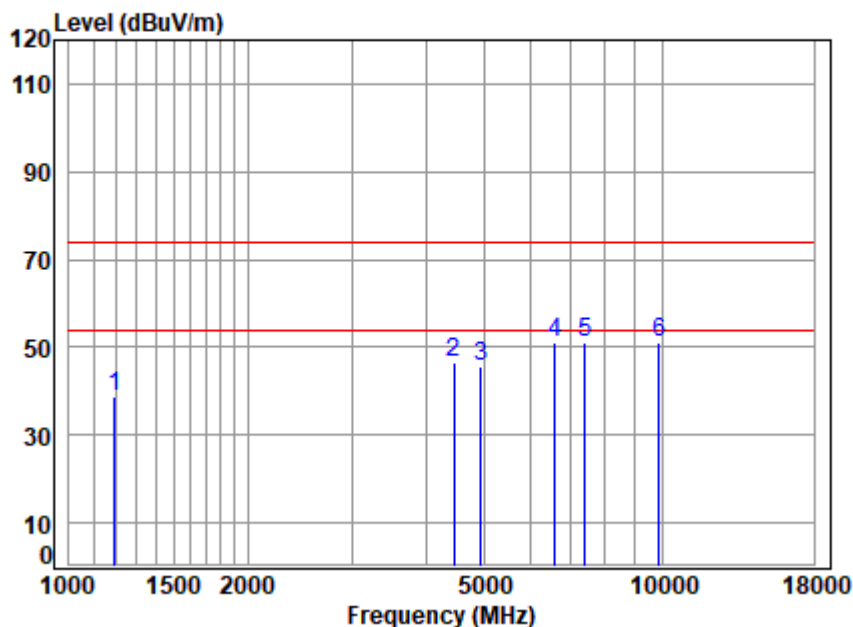


Site : chamber
Condition: 3m HORIZONTAL
Job No : 01383CR
Mode : 2472 TX RSE
Note : 2.4G WIFI 11N 20

	Freq	Cable Loss	Ant Factor	Preamp Factor	Read Level	Level	Limit Line	Over Limit	Remark
	MHz	dB	dB/m	dB	dBuV	dBuV/m	dBuV/m	dB	
1	1556.169	3.31	26.06	39.98	47.08	36.47	74.00	-37.53	peak
2	4279.589	6.56	33.22	41.67	48.72	46.83	74.00	-27.17	peak
3	4944.000	7.24	34.14	42.25	46.53	45.66	74.00	-28.34	peak
4	6815.551	8.45	35.79	41.82	49.30	51.72	74.00	-22.28	peak
5	7416.000	8.93	36.23	41.31	47.57	51.42	74.00	-22.58	peak
6	9888.000	10.72	37.83	37.29	41.67	52.93	74.00	-21.07	peak



Test Mode: 19; Polarity: Vertical; Modulation:802.11n; Bandwidth:20MHz; Channel:High

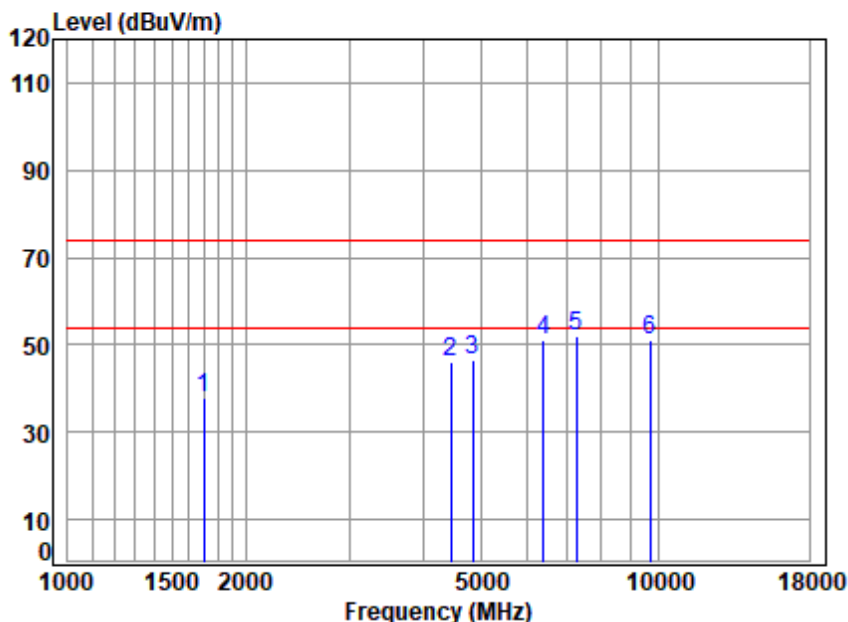


Site : chamber
Condition: 3m VERTICAL
Job No : 01383CR
Mode : 2472 TX RSE
Note : 2.4G WIFI 11N 20

	Freq	Cable Loss	Ant Factor	Preamp Factor	Read Level	Level	Limit Line	Over Limit	Remark
	MHz	dB	dB/m	dB	dBuV	dBuV/m	dBuV/m	dB	
1	1192.811	2.75	24.56	39.75	51.45	39.01	74.00	-34.99	peak
2	4456.315	6.72	33.53	41.84	48.10	46.51	74.00	-27.49	peak
3	4944.000	7.24	34.14	42.25	46.53	45.66	74.00	-28.34	peak
4	6583.209	8.32	35.65	41.98	49.15	51.14	74.00	-22.86	peak
5	7416.000	8.93	36.23	41.31	47.33	51.18	74.00	-22.82	peak
6	9888.000	10.72	37.83	37.29	39.68	50.94	74.00	-23.06	peak



Test Mode: 19; Polarity: Horizontal; Modulation:802.11n; Bandwidth:40MHz; Channel:Low



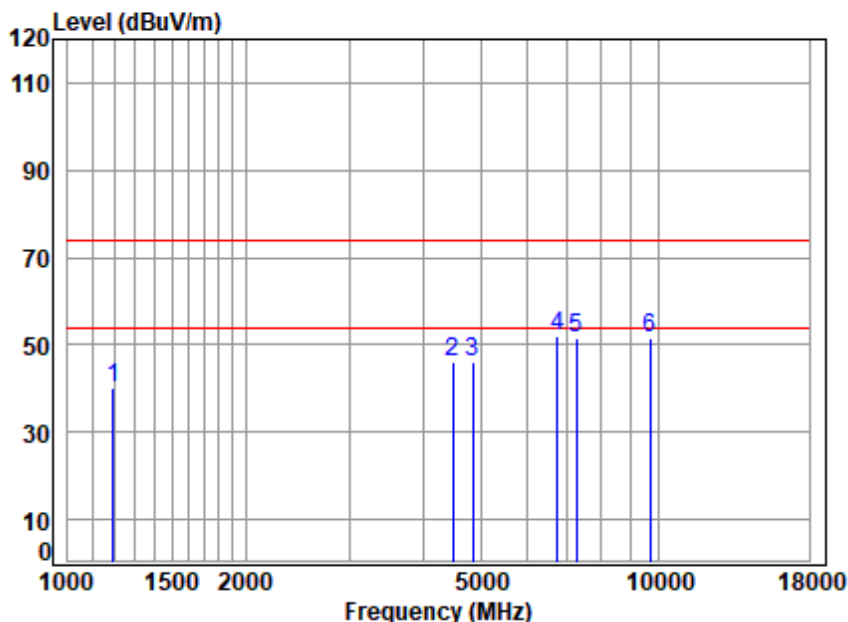
Site : chamber
Condition: 3m HORIZONTAL
Job No : 01383CR
Mode : 2422 TX RSE
Note : 2.4G WIFI 11N 40

	Freq	Cable Loss	Ant Factor	Preamp Factor	Read Level	Level	Limit	Over Limit	Remark
	MHz	dB	dB/m	dB	dBuV	dBuV/m	dBuV/m	dB	
1	1697.129	3.43	26.66	40.06	47.98	38.01	74.00	-35.99	peak
2	4456.315	6.72	33.53	41.84	47.73	46.14	74.00	-27.86	peak
3	4844.000	7.14	34.02	42.17	47.44	46.43	74.00	-27.57	peak
4	6395.654	8.28	35.50	42.11	49.29	50.96	74.00	-23.04	peak
5	7266.000	8.79	36.12	41.45	48.44	51.90	74.00	-22.10	peak
6	9688.000	10.78	37.71	37.63	40.27	51.13	74.00	-22.87	peak



Unless otherwise agreed in writing, this document is issued by the Company subject to its General Conditions of Service printed overleaf, available on request or accessible at <http://www.sgs.com/en/Terms-and-Conditions.aspx> and, for electronic format documents, subject to Terms and Conditions for Electronic Documents at <http://www.sgs.com/en/Terms-and-Conditions/Terms-e-Documents.aspx>. Attention is drawn to the limitation of liability, indemnification and jurisdiction issues defined therein. Any holder of this document is advised that information contained hereon reflects the Company's findings at the time of its intervention only and within the limits of Client's instructions, if any. The Company's sole responsibility is to its Client and this document does not exonerate parties to a transaction from exercising all their rights and obligations under the transaction documents. This document cannot be reproduced except in full, without prior written approval of the Company. Any unauthorized alteration, forgery or falsification of the content or appearance of this document is unlawful and offenders may be prosecuted to the fullest extent of the law. Unless otherwise stated the results shown in this test report refer only to the sample(s) tested and such sample(s) are retained for 30 days only.

Test Mode: 19; Polarity: Vertical; Modulation:802.11n; Bandwidth:40MHz; Channel:Low

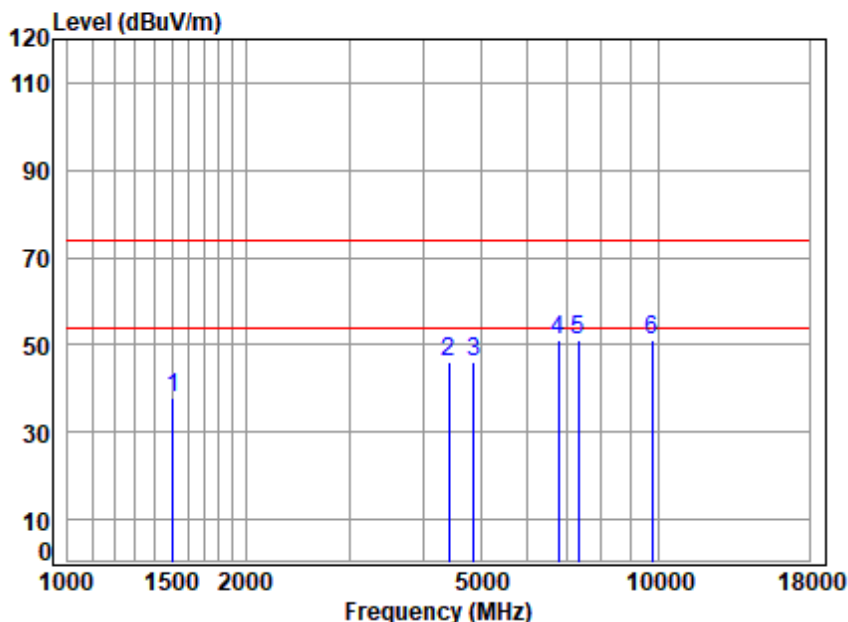


Site : chamber
Condition: 3m VERTICAL
Job No : 01383CR
Mode : 2422 TX RSE
Note : 2.4G WIFI 11N 40

	Freq	Cable Loss	Ant Factor	Preamp Factor	Read Level	Level	Limit	Over	Remark
	MHz	dB	dB/m	dB	dBuV	dBuV/m	dBuV/m	dB	
1	1192.811	2.75	24.56	39.75	52.40	39.96	74.00	-34.04	peak
2	4482.150	6.74	33.57	41.86	47.68	46.13	74.00	-27.87	peak
3	4844.000	7.14	34.02	42.17	47.03	46.02	74.00	-27.98	peak
4	6756.708	8.42	35.76	41.86	49.52	51.84	74.00	-22.16	peak
5	7266.000	8.79	36.12	41.45	47.99	51.45	74.00	-22.55	peak
6	9688.000	10.78	37.71	37.63	40.50	51.36	74.00	-22.64	peak



Test Mode: 19; Polarity: Horizontal; Modulation:802.11n; Bandwidth:40MHz; Channel:middle

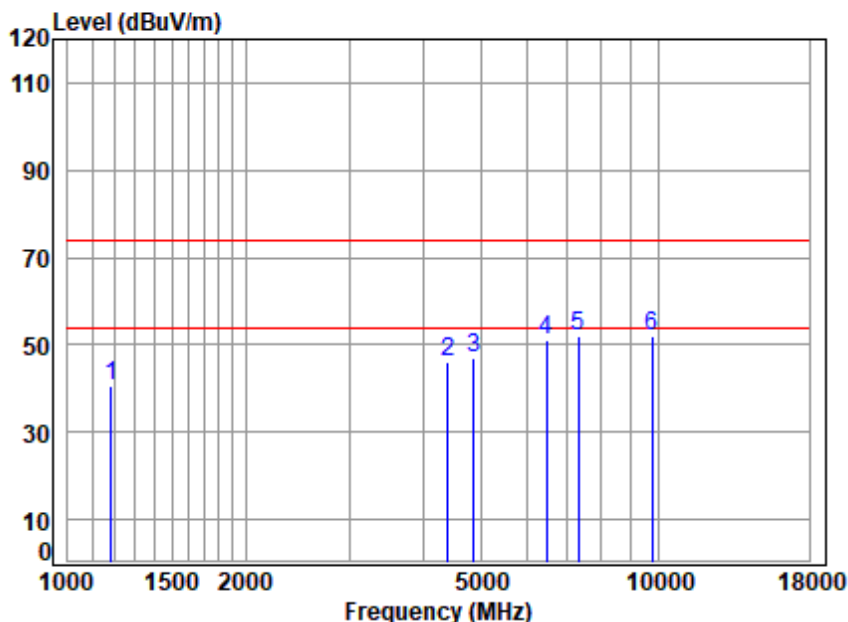


Site : chamber
Condition: 3m HORIZONTAL
Job No : 01383CR
Mode : 2437 TX RSE
Note : 2.4G WIFI 11N 40

	Freq	Cable Loss	Ant Factor	Preamp Factor	Read Level	Level	Limit	Over Limit	Remark
	MHz	dB	dB/m	dB	dBuV	dBuV/m	dBuV/m	dB	
1	1507.470	3.27	25.83	39.96	48.95	38.09	74.00	-35.91	peak
2	4417.841	6.68	33.46	41.80	47.95	46.29	74.00	-27.71	peak
3	4874.000	7.17	34.05	42.20	47.11	46.13	74.00	-27.87	peak
4	6776.265	8.43	35.77	41.85	48.83	51.18	74.00	-22.82	peak
5	7311.000	8.84	36.15	41.41	47.52	51.10	74.00	-22.90	peak
6	9748.000	10.76	37.75	37.52	40.29	51.28	74.00	-22.72	peak



Test Mode: 19; Polarity: Vertical; Modulation:802.11n; Bandwidth:40MHz; Channel:middle

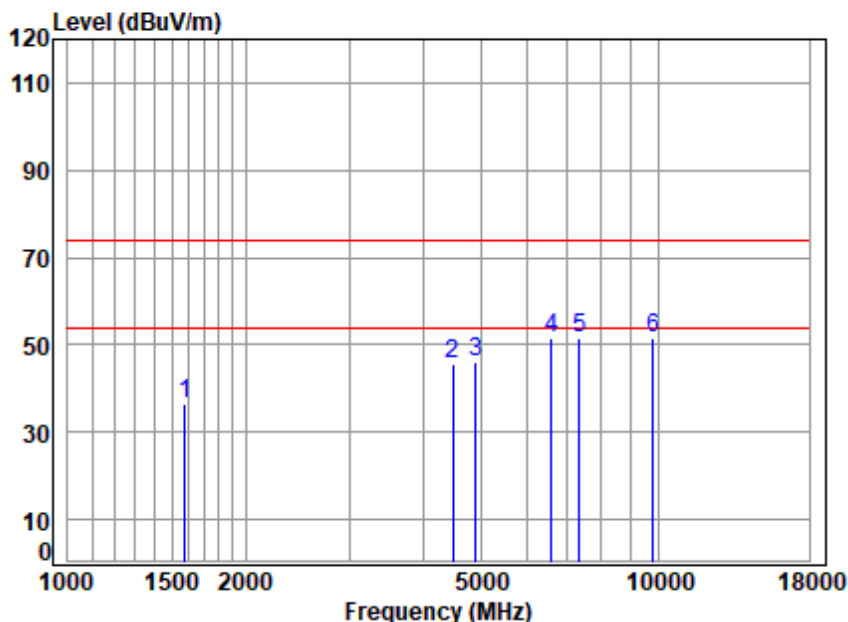


Site : chamber
Condition: 3m VERTICAL
Job No : 01383CR
Mode : 2437 TX RSE
Note : 2.4G WIFI 11N 40

	Freq	Cable Loss	Ant Factor	Preamp Factor	Read Level	Level	Limit Line	Over Limit	Remark
	MHz	dB	dB/m	dB	dBuV	dBuV/m	dBuV/m	dB	
1	1185.936	2.74	24.53	39.75	53.15	40.67	74.00	-33.33	peak
2	4405.090	6.67	33.44	41.79	47.68	46.00	74.00	-28.00	peak
3	4874.000	7.17	34.05	42.20	47.99	47.01	74.00	-26.99	peak
4	6470.026	8.28	35.57	42.06	49.13	50.92	74.00	-23.08	peak
5	7311.000	8.84	36.15	41.41	48.66	52.24	74.00	-21.76	peak
6	9748.000	10.76	37.75	37.52	40.95	51.94	74.00	-22.06	peak



Test Mode: 19; Polarity: Horizontal; Modulation:802.11n; Bandwidth:40MHz; Channel:9



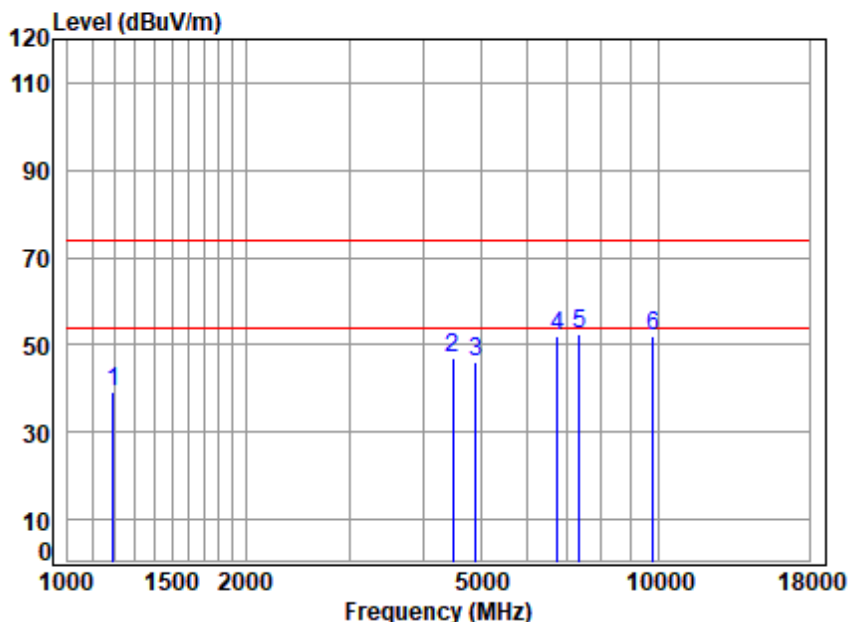
Site : chamber
Condition: 3m HORIZONTAL
Job No : 01383CR
Mode : 2452 TX RSE
Note : 2.4G WIFI 11N 40

	Freq	Cable Loss	Ant Factor	Preamp Factor	Read Level	Level	Limit Line	Over Limit	Remark
	MHz	dB	dB/m	dB	dBuV	dBuV/m	dBuV/m	dB	
1	1578.822	3.33	26.16	40.00	47.05	36.54	74.00	-37.46	peak
2	4482.150	6.74	33.57	41.86	47.29	45.74	74.00	-28.26	peak
3	4904.000	7.20	34.09	42.22	47.15	46.22	74.00	-27.78	peak
4	6602.265	8.33	35.66	41.97	49.46	51.48	74.00	-22.52	peak
5	7356.000	8.88	36.19	41.37	47.63	51.33	74.00	-22.67	peak
6	9808.000	10.75	37.79	37.42	40.41	51.53	74.00	-22.47	peak



Unless otherwise agreed in writing, this document is issued by the Company subject to its General Conditions of Service printed overleaf, available on request or accessible at <http://www.sgs.com/en/Terms-and-Conditions.aspx> and, for electronic format documents, subject to Terms and Conditions for Electronic Documents at <http://www.sgs.com/en/Terms-and-Conditions/Terms-e-Documents.aspx>. Attention is drawn to the limitation of liability, indemnification and jurisdiction issues defined therein. Any holder of this document is advised that information contained hereon reflects the Company's findings at the time of its intervention only and within the limits of Client's instructions, if any. The Company's sole responsibility is to its Client and this document does not exonerate parties to a transaction from exercising all their rights and obligations under the transaction documents. This document cannot be reproduced except in full, without prior written approval of the Company. Any unauthorized alteration, forgery or falsification of the content or appearance of this document is unlawful and offenders may be prosecuted to the fullest extent of the law. Unless otherwise stated the results shown in this test report refer only to the sample(s) tested and such sample(s) are retained for 30 days only.
Attention: To check the authenticity of testing / inspection report & certificate, please contact us at telephone: (86-755) 8307 1443, or email: CN.Doccheck@sgs.com

Test Mode: 19; Polarity: Vertical; Modulation:802.11n; Bandwidth:40MHz; Channel:9

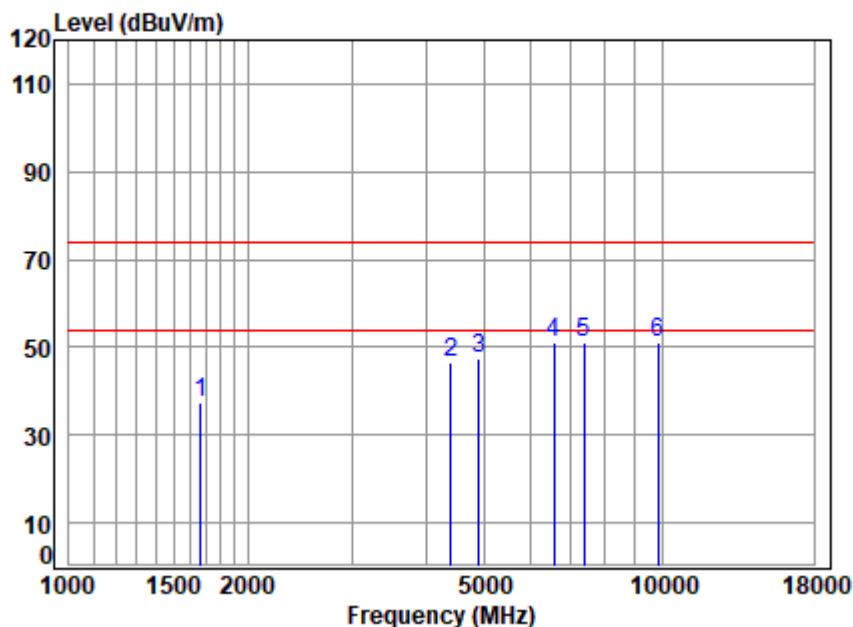


Site : chamber
Condition: 3m VERTICAL
Job No : 01383CR
Mode : 2452 TX RSE
Note : 2.4G WIFI 11N 40

	Freq	Cable Loss	Ant Factor	Preamp Factor	Read Level	Level	Limit Line	Over Limit	Remark
	MHz	dB	dB/m	dB	dBuV	dBuV/m	dBuV/m	dB	
1	1192.811	2.75	24.56	39.75	51.70	39.26	74.00	-34.74	peak
2	4482.150	6.74	33.57	41.86	48.46	46.91	74.00	-27.09	peak
3	4904.000	7.20	34.09	42.22	47.15	46.22	74.00	-27.78	peak
4	6756.708	8.42	35.76	41.86	49.58	51.90	74.00	-22.10	peak
5	7356.000	8.88	36.19	41.37	48.83	52.53	74.00	-21.47	peak
6	9808.000	10.75	37.79	37.42	40.93	52.05	74.00	-21.95	peak



Test Mode: 19; Polarity: Horizontal; Modulation:802.11n; Bandwidth:40MHz; Channel:10

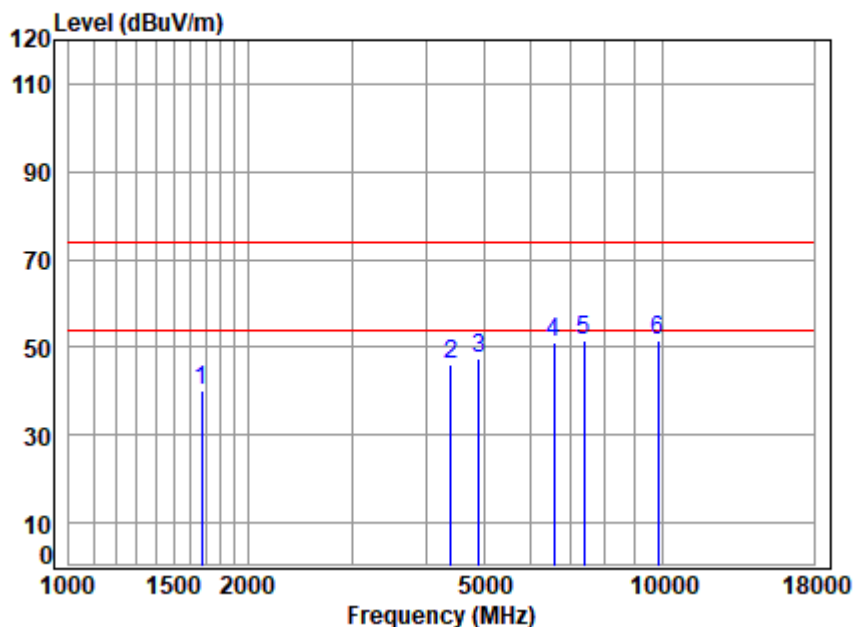


Site : chamber
Condition: 3m HORIZONTAL
Job No : 01383CR
Mode : 2457 TX RSE
Note : 2.4G WIFI 11N 40

	Freq	Cable Loss	Ant Factor	Preamp Factor	Read Level	Level	Limit Line	Over Limit	Remark
	MHz	dB	dB/m	dB	dBuV	dBuV/m	dBuV/m	dB	
1	1667.951	3.40	26.54	40.04	47.53	37.43	74.00	-36.57	peak
2	4405.090	6.67	33.44	41.79	48.02	46.34	74.00	-27.66	peak
3	4914.000	7.21	34.10	42.23	48.19	47.27	74.00	-26.73	peak
4	6564.209	8.31	35.64	41.99	48.93	50.89	74.00	-23.11	peak
5	7371.000	8.89	36.20	41.35	47.21	50.95	74.00	-23.05	peak
6	9828.000	10.74	37.80	37.39	40.08	51.23	74.00	-22.77	peak



Test Mode: 19; Polarity: Vertical; Modulation:802.11n; Bandwidth:40MHz; Channel:10

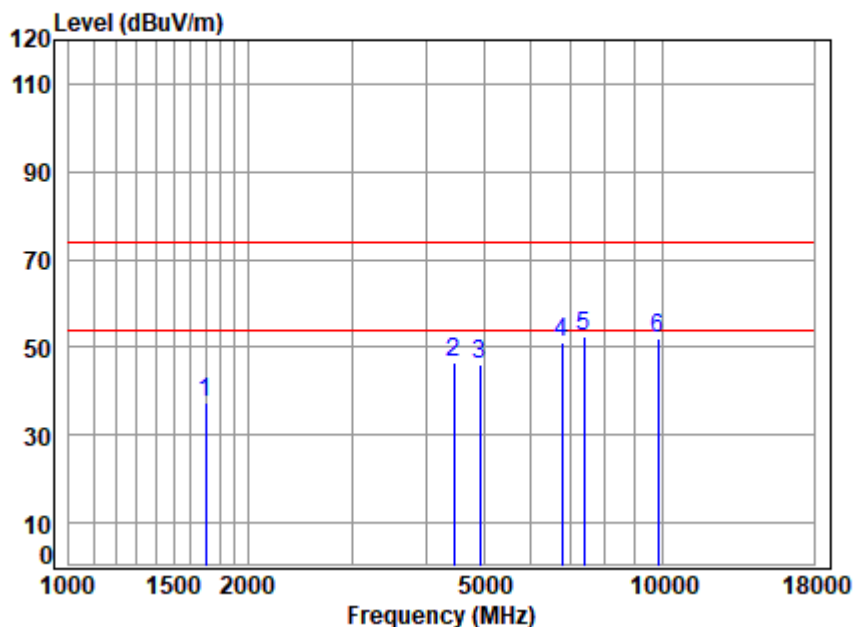


Site : chamber
Condition: 3m VERTICAL
Job No : 01383CR
Mode : 2457 TX RSE
Note : 2.4G WIFI 11N 40

	Freq	Cable Loss	Ant Factor	Preamp Factor	Read Level	Level	Limit Line	Over Limit	Remark
	MHz	dB	dB/m	dB	dBuV	dBuV/m	dBuV/m	dB	
1	1672.779	3.41	26.56	40.05	50.36	40.28	74.00	-33.72	peak
2	4405.090	6.67	33.44	41.79	47.69	46.01	74.00	-27.99	peak
3	4914.000	7.21	34.10	42.23	48.26	47.34	74.00	-26.66	peak
4	6564.209	8.31	35.64	41.99	49.08	51.04	74.00	-22.96	peak
5	7371.000	8.89	36.20	41.35	47.95	51.69	74.00	-22.31	peak
6	9828.000	10.74	37.80	37.39	40.48	51.63	74.00	-22.37	peak



Test Mode: 19; Polarity: Horizontal; Modulation:802.11n; Bandwidth:40MHz; Channel:High

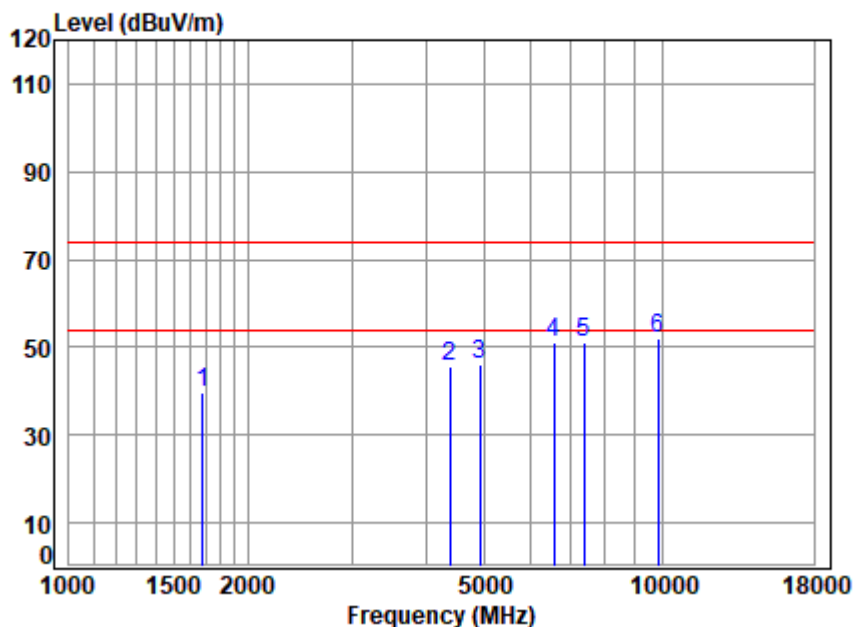


Site : chamber
Condition: 3m HORIZONTAL
Job No : 01383CR
Mode : 2462 TX RSE
Note : 2.4G WIFI 11N 40

	Freq	Cable Loss	Ant Factor	Preamp Factor	Read Level	Level	Limit Line	Over Limit	Remark
	MHz	dB	dB/m	dB	dBuV	dBuV/m	dBuV/m	dB	
1	1697.129	3.43	26.66	40.06	47.56	37.59	74.00	-36.41	peak
2	4456.315	6.72	33.53	41.84	48.08	46.49	74.00	-27.51	peak
3	4924.000	7.22	34.11	42.24	47.18	46.27	74.00	-27.73	peak
4	6776.265	8.43	35.77	41.85	48.77	51.12	74.00	-22.88	peak
5	7386.000	8.91	36.21	41.34	48.61	52.39	74.00	-21.61	peak
6	9848.000	10.73	37.81	37.35	40.98	52.17	74.00	-21.83	peak



Test Mode: 19; Polarity: Vertical; Modulation:802.11n; Bandwidth:40MHz; Channel:High

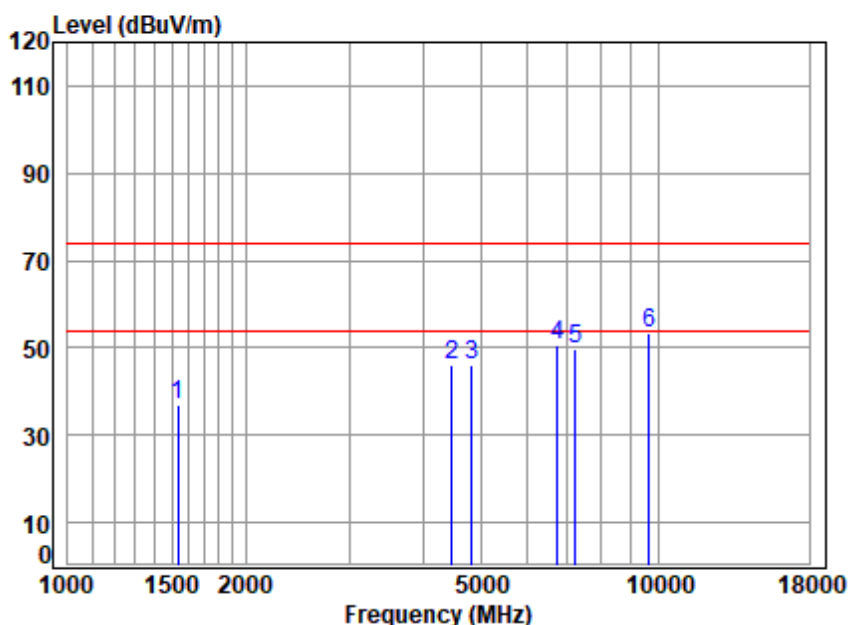


Site : chamber
Condition: 3m VERTICAL
Job No : 01383CR
Mode : 2462 TX RSE
Note : 2.4G WIFI 11N 40

	Freq	Cable Loss	Ant Factor	Preamp Factor	Read Level	Level	Limit Line	Over Limit	Remark
	MHz	dB	dB/m	dB	dBuV	dBuV/m	dBuV/m	dB	
1	1677.621	3.41	26.58	40.05	49.81	39.75	74.00	-34.25	peak
2	4392.376	6.66	33.42	41.78	47.55	45.85	74.00	-28.15	peak
3	4924.000	7.22	34.11	42.24	46.83	45.92	74.00	-28.08	peak
4	6564.209	8.31	35.64	41.99	49.18	51.14	74.00	-22.86	peak
5	7386.000	8.91	36.21	41.34	47.35	51.13	74.00	-22.87	peak
6	9848.000	10.73	37.81	37.35	40.95	52.14	74.00	-21.86	peak



Test Mode: 19; Polarity: Horizontal; Modulation:802.11ax; Bandwidth:20MHz; Channel:Low

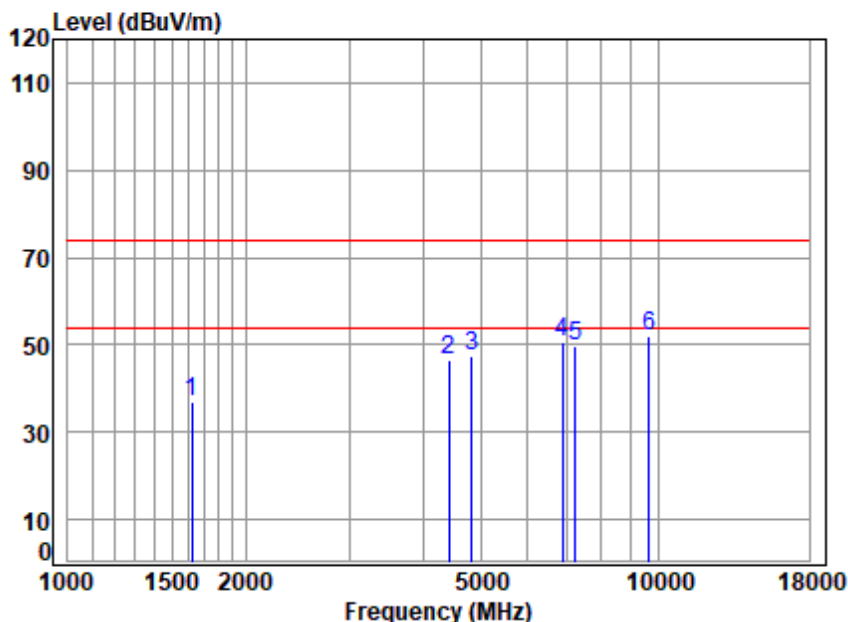


Site : chamber
Condition: 3m HORIZONTAL
Job No : 01383CR
Mode : 2412 TX RSE
Note : 2.4G WIFI 11AX 20

	Freq	Cable Loss	Ant Factor	Preamp Factor	Read Level	Level	Limit	Over Limit	Remark
	MHz	dB	dB/m	dB	dBuV	dBuV/m	dBuV/m	dB	
1	1538.281	3.29	25.98	39.97	47.49	36.79	74.00	-37.21	peak
2	4469.214	6.73	33.55	41.85	47.75	46.18	74.00	-27.82	peak
3	4824.000	7.12	34.00	42.16	47.21	46.17	74.00	-27.83	peak
4	6756.708	8.42	35.76	41.86	48.54	50.86	74.00	-23.14	peak
5	7236.000	8.77	36.09	41.48	46.28	49.66	74.00	-24.34	peak
6	9648.000	10.79	37.69	37.69	42.50	53.29	74.00	-20.71	peak



Test Mode: 19; Polarity: Vertical; Modulation:802.11ax; Bandwidth:20MHz; Channel:Low

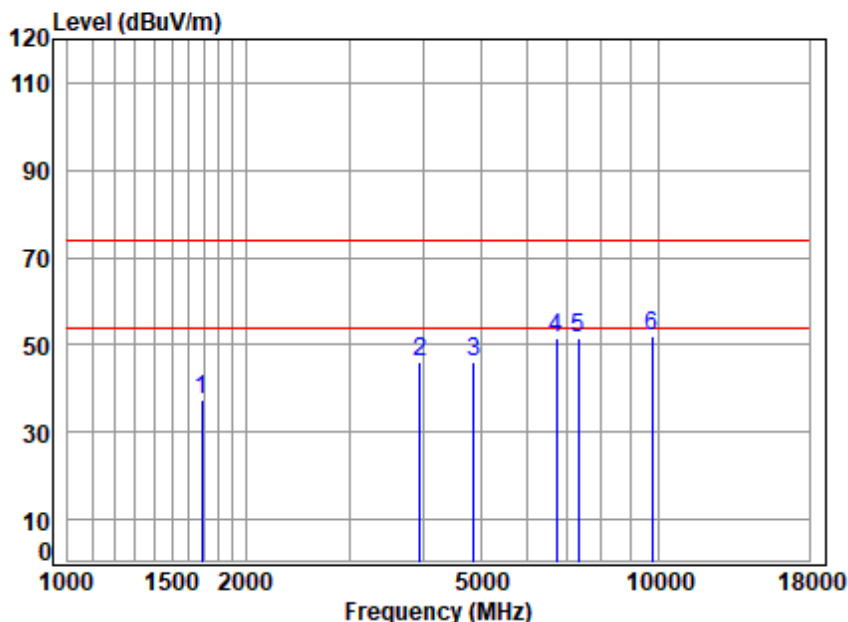


Site : chamber
Condition: 3m VERTICAL
Job No : 01383CR
Mode : 2412 TX RSE
Note : 2.4G WIFI 11AX 20

	Freq	Cable Loss	Ant Factor	Preamp Factor	Read Level	Level	Limit Line	Over Limit	Remark
	MHz	dB	dB/m	dB	dBuV	dBuV/m	dBuV/m	dB	
1	1620.431	3.36	26.34	40.02	47.50	37.18	74.00	-36.82	peak
2	4417.841	6.68	33.46	41.80	48.12	46.46	74.00	-27.54	peak
3	4824.000	7.12	34.00	42.16	48.66	47.62	74.00	-26.38	peak
4	6874.906	8.48	35.83	41.78	48.13	50.66	74.00	-23.34	peak
5	7236.000	8.77	36.09	41.48	46.31	49.69	74.00	-24.31	peak
6	9648.000	10.79	37.69	37.69	41.42	52.21	74.00	-21.79	peak



Test Mode: 19; Polarity: Horizontal; Modulation:802.11ax; Bandwidth:20MHz; Channel:Middle

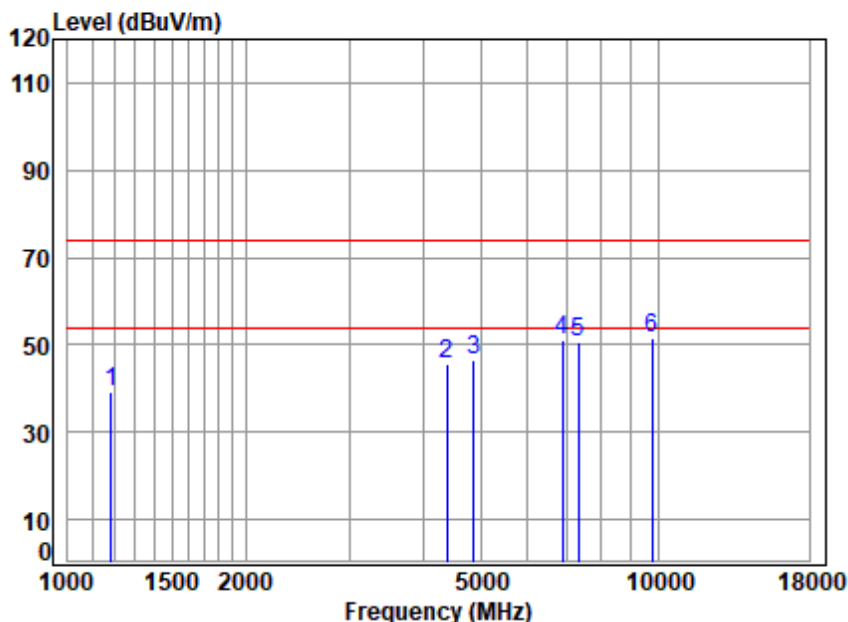


Site : chamber
Condition: 3m HORIZONTAL
Job No : 01383CR
Mode : 2437 TX RSE
Note : 2.4G WIFI 11AX 20

	Freq	Cable Loss	Ant Factor	Preamp Factor	Read Level	Level	Limit Line	Over Limit	Remark
	MHz	dB	dB/m	dB	dBuV	dBuV/m	dBuV/m	dB	
1	1687.347	3.42	26.62	40.05	47.49	37.48	74.00	-36.52	peak
2	3946.885	6.20	32.60	41.37	48.45	45.88	74.00	-28.12	peak
3	4874.000	7.17	34.05	42.20	46.89	45.91	74.00	-28.09	peak
4	6717.762	8.40	35.73	41.89	49.38	51.62	74.00	-22.38	peak
5	7311.000	8.84	36.15	41.41	47.88	51.46	74.00	-22.54	peak
6	9748.000	10.76	37.75	37.52	41.16	52.15	74.00	-21.85	peak



Test Mode: 19; Polarity: Vertical; Modulation:802.11ax; Bandwidth:20MHz; Channel:Middle



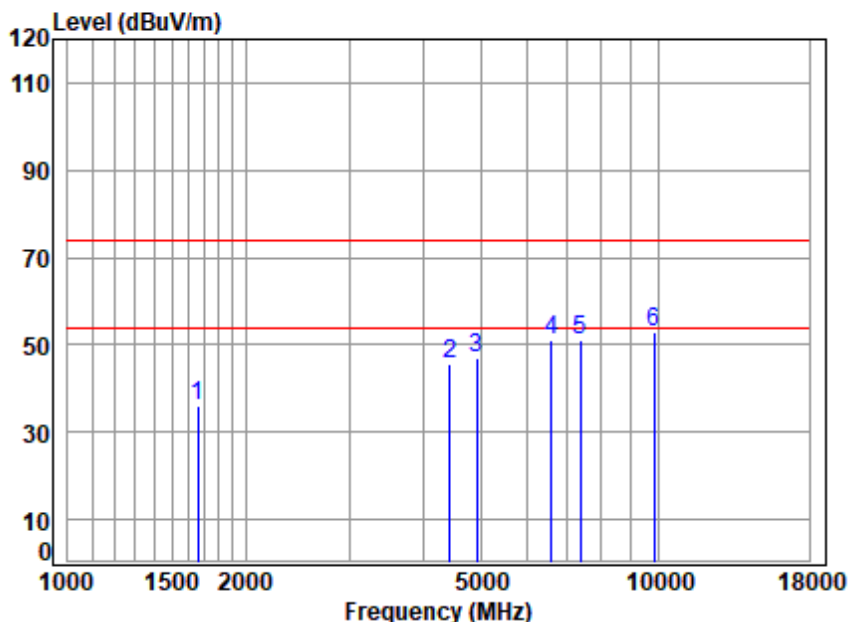
Site : chamber
Condition: 3m VERTICAL
Job No : 01383CR
Mode : 2437 TX RSE
Note : 2.4G WIFI 11AX 20

		Cable	Ant	Preamp	Read		Limit	Over	
	Freq	Loss	Factor	Factor	Level	Level	Line	Limit	Remark
	MHz	dB	dB/m	dB	dBuV	dBuV/m	dBuV/m	dB	
1	1185.936	2.74	24.53	39.75	51.82	39.34	74.00	-34.66	peak
2	4392.376	6.66	33.42	41.78	47.55	45.85	74.00	-28.15	peak
3	4874.000	7.17	34.05	42.20	47.42	46.44	74.00	-27.56	peak
4	6874.906	8.48	35.83	41.78	48.49	51.02	74.00	-22.98	peak
5	7311.000	8.84	36.15	41.41	47.25	50.83	74.00	-23.17	peak
6	9748.000	10.76	37.75	37.52	40.45	51.44	74.00	-22.56	peak



Unless otherwise agreed in writing, this document is issued by the Company subject to its General Conditions of Service printed overleaf, available on request or accessible at <http://www.sgs.com/en/Terms-and-Conditions.aspx> and, for electronic format documents, subject to Terms and Conditions for Electronic Documents at <http://www.sgs.com/en/Terms-and-Conditions/Terms-e-Documents.aspx>. Attention is drawn to the limitation of liability, indemnification and jurisdiction issues defined therein. Any holder of this document is advised that information contained hereon reflects the Company's findings at the time of its intervention only and within the limits of Client's instructions, if any. The Company's sole responsibility is to its Client and this document does not exonerate parties to a transaction from exercising all their rights and obligations under the transaction documents. This document cannot be reproduced except in full, without prior written approval of the Company. Any unauthorized alteration, forgery or falsification of the content or appearance of this document is unlawful and offenders may be prosecuted to the fullest extent of the law. Unless otherwise stated the results shown in this test report refer only to the sample(s) tested and such sample(s) are retained for 30 days only.

Test Mode: 19; Polarity: Horizontal; Modulation:802.11ax; Bandwidth:20MHz; Channel:11

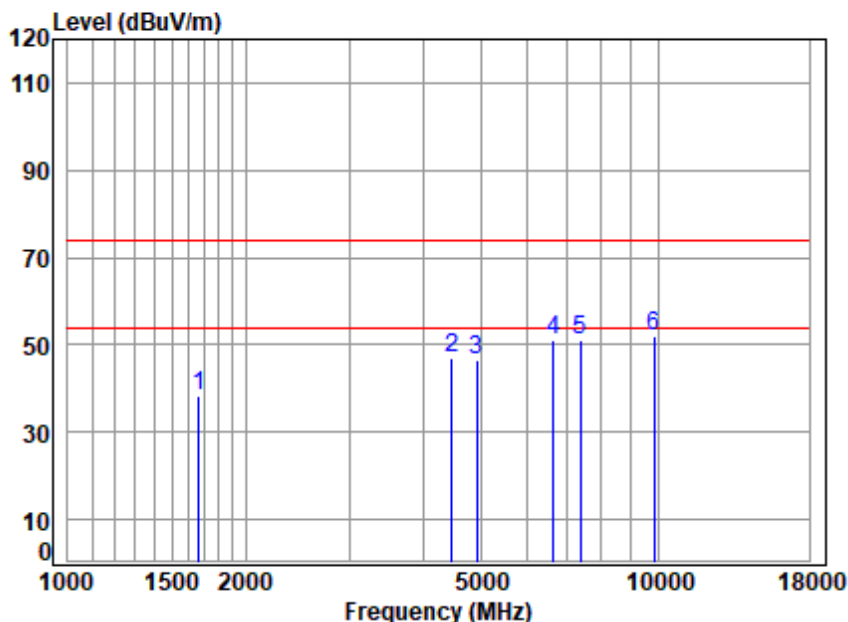


Site : chamber
Condition: 3m HORIZONTAL
Job No : 01383CR
Mode : 2462 TX RSE
Note : 2.4G WIFI 11AX 20

	Freq	Cable Loss	Ant Factor	Preamp Factor	Read Level	Level	Limit Line	Over Limit	Remark
	MHz	dB	dB/m	dB	dBuV	dBuV/m	dBuV/m	dB	
1	1658.337	3.40	26.50	40.04	46.19	36.05	74.00	-37.95	peak
2	4430.628	6.70	33.48	41.81	47.35	45.72	74.00	-28.28	peak
3	4924.000	7.22	34.11	42.24	47.91	47.00	74.00	-27.00	peak
4	6583.209	8.32	35.65	41.98	49.06	51.05	74.00	-22.95	peak
5	7386.000	8.91	36.21	41.34	47.20	50.98	74.00	-23.02	peak
6	9848.000	10.73	37.81	37.35	41.68	52.87	74.00	-21.13	peak



Test Mode: 19; Polarity: Vertical; Modulation:802.11ax; Bandwidth:20MHz; Channel:11

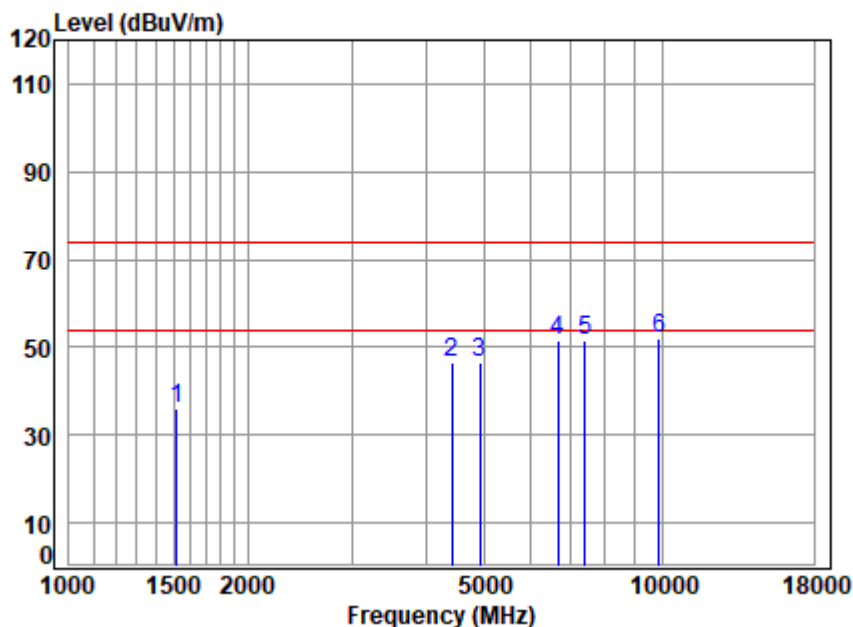


Site : chamber
Condition: 3m VERTICAL
Job No : 01383CR
Mode : 2462 TX RSE
Note : 2.4G WIFI 11AX 20

	Freq	Cable Loss	Ant Factor	Preamp Factor	Read Level	Level	Limit Line	Over Limit	Remark
	MHz	dB	dB/m	dB	dBuV	dBuV/m	dBuV/m	dB	
1	1667.951	3.40	26.54	40.04	48.27	38.17	74.00	-35.83	peak
2	4469.214	6.73	33.55	41.85	48.67	47.10	74.00	-26.90	peak
3	4924.000	7.22	34.11	42.24	47.56	46.65	74.00	-27.35	peak
4	6640.542	8.36	35.69	41.94	49.07	51.18	74.00	-22.82	peak
5	7386.000	8.91	36.21	41.34	47.23	51.01	74.00	-22.99	peak
6	9848.000	10.73	37.81	37.35	40.68	51.87	74.00	-22.13	peak



Test Mode: 19; Polarity: Horizontal; Modulation:802.11ax; Bandwidth:20MHz; Channel:12

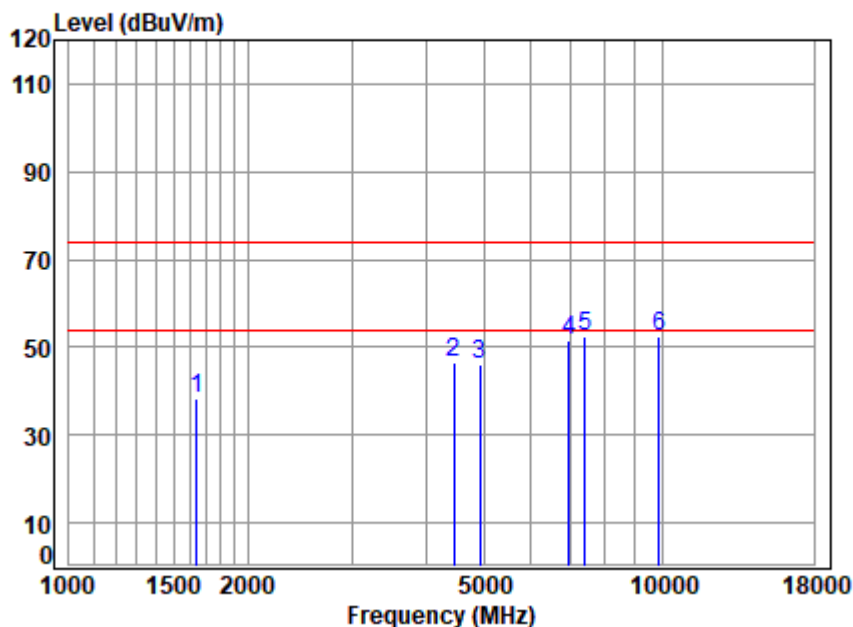


Site : chamber
Condition: 3m HORIZONTAL
Job No : 01383CR
Mode : 2467 TX RSE
Note : 2.4G WIFI 11AX 20

	Freq	Cable Loss	Ant Factor	Preamp Factor	Read Level	Level	Limit Line	Over Limit	Remark
	MHz	dB	dB/m	dB	dBuV	dBuV/m	dBuV/m	dB	
1	1516.210	3.27	25.87	39.96	46.85	36.03	74.00	-37.97	peak
2	4417.841	6.68	33.46	41.80	48.01	46.35	74.00	-27.65	peak
3	4934.000	7.23	34.12	42.25	47.25	46.35	74.00	-27.65	peak
4	6679.040	8.38	35.71	41.91	49.16	51.34	74.00	-22.66	peak
5	7401.000	8.92	36.22	41.32	47.56	51.38	74.00	-22.62	peak
6	9868.000	10.73	37.82	37.32	40.83	52.06	74.00	-21.94	peak



Test Mode: 19; Polarity: Vertical; Modulation:802.11ax; Bandwidth:20MHz; Channel:12

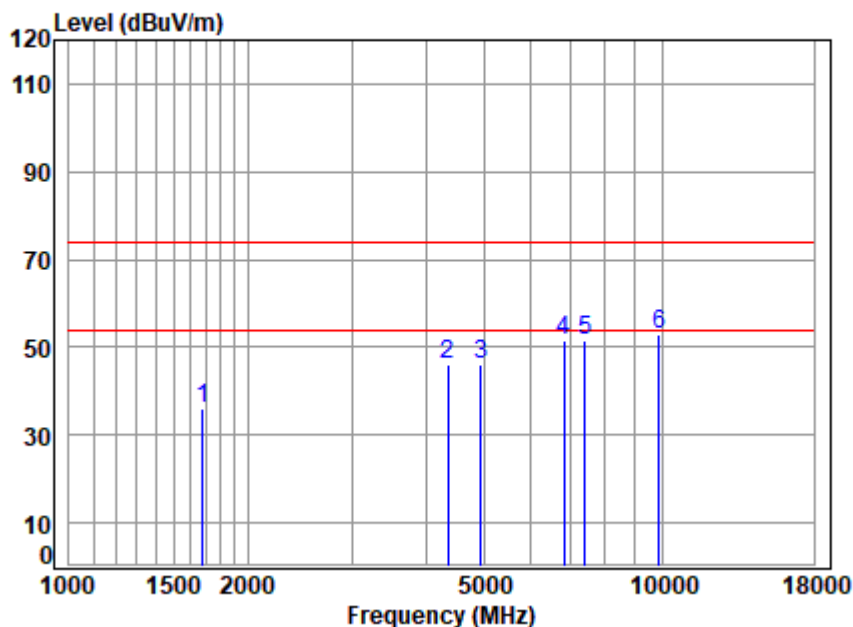


Site : chamber
Condition: 3m VERTICAL
Job No : 01383CR
Mode : 2467 TX RSE
Note : 2.4G WIFI 11AX 20

	Freq	Cable Loss	Ant Factor	Preamp Factor	Read Level	Level	Limit Line	Over Limit	Remark
	MHz	dB	dB/m	dB	dBuV	dBuV/m	dBuV/m	dB	
1	1639.274	3.38	26.42	40.03	48.54	38.31	74.00	-35.69	peak
2	4456.315	6.72	33.53	41.84	48.14	46.55	74.00	-27.45	peak
3	4934.000	7.23	34.12	42.25	47.04	46.14	74.00	-27.86	peak
4	6954.852	8.52	35.87	41.73	48.86	51.52	74.00	-22.48	peak
5	7401.000	8.92	36.22	41.32	48.57	52.39	74.00	-21.61	peak
6	9868.000	10.73	37.82	37.32	41.19	52.42	74.00	-21.58	peak



Test Mode: 19; Polarity: Horizontal; Modulation:802.11ax; Bandwidth:20MHz; Channel:High

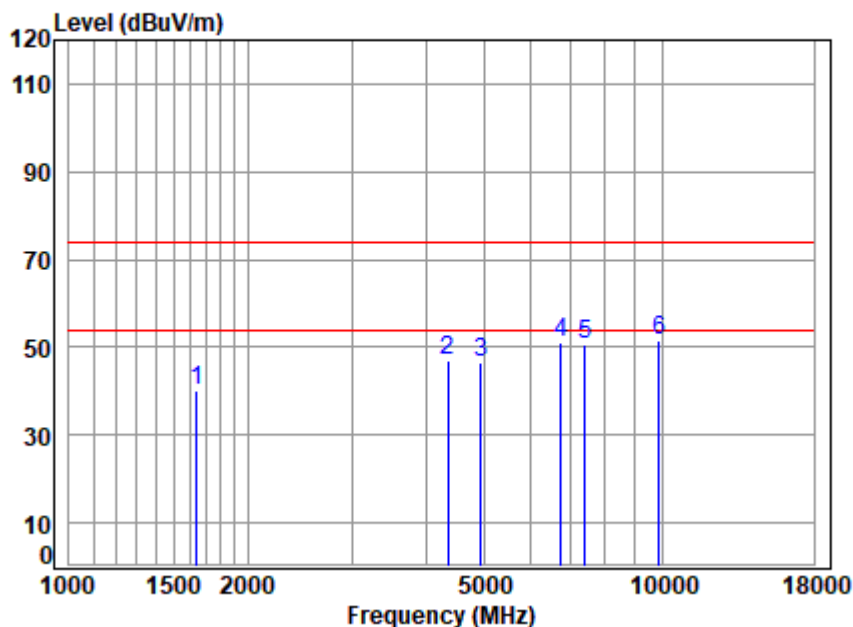


Site : chamber
Condition: 3m HORIZONTAL
Job No : 01383CR
Mode : 2472 TX RSE
Note : 2.4G WIFI 11AX 20

	Freq	Cable Loss	Ant Factor	Preamp Factor	Read Level	Level	Limit Line	Over Limit	Remark
	MHz	dB	dB/m	dB	dBuV	dBuV/m	dBuV/m	dB	
1	1682.477	3.42	26.60	40.05	45.92	35.89	74.00	-38.11	peak
2	4354.454	6.63	33.35	41.74	48.05	46.29	74.00	-27.71	peak
3	4944.000	7.24	34.14	42.25	46.73	45.86	74.00	-28.14	peak
4	6835.278	8.46	35.80	41.81	49.14	51.59	74.00	-22.41	peak
5	7416.000	8.93	36.23	41.31	47.75	51.60	74.00	-22.40	peak
6	9888.000	10.72	37.83	37.29	41.86	53.12	74.00	-20.88	peak



Test Mode: 19; Polarity: Vertical; Modulation:802.11ax; Bandwidth:20MHz; Channel:High

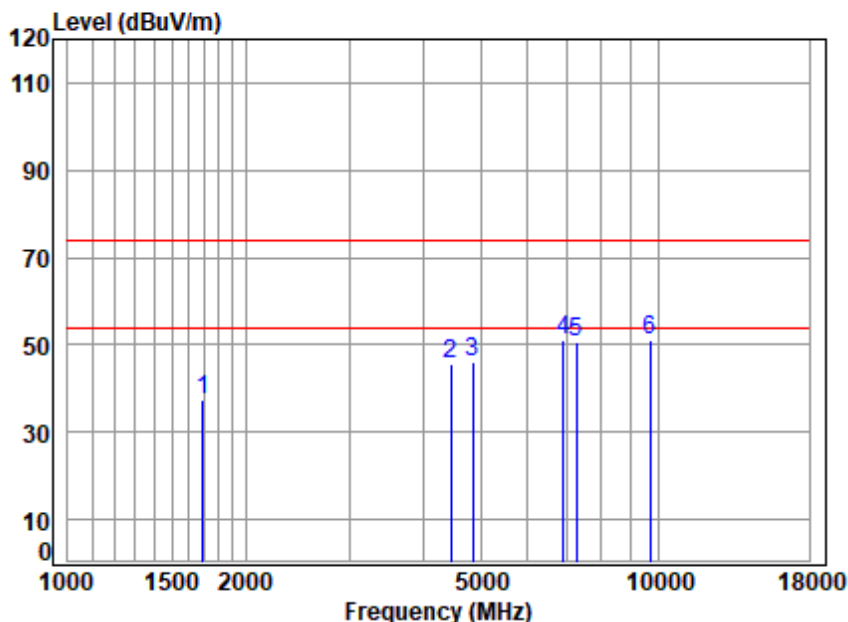


Site : chamber
Condition: 3m VERTICAL
Job No : 01383CR
Mode : 2472 TX RSE
Note : 2.4G WIFI 11AX 20

	Freq	Cable Loss	Ant Factor	Preamp Factor	Read Level	Level	Limit Line	Over Limit	Remark
	MHz	dB	dB/m	dB	dBuV	dBuV/m	dBuV/m	dB	
1	1644.019	3.38	26.44	40.03	50.27	40.06	74.00	-33.94	peak
2	4354.454	6.63	33.35	41.74	48.89	47.13	74.00	-26.87	peak
3	4944.000	7.24	34.14	42.25	47.46	46.59	74.00	-27.41	peak
4	6756.708	8.42	35.76	41.86	48.95	51.27	74.00	-22.73	peak
5	7416.000	8.93	36.23	41.31	47.00	50.85	74.00	-23.15	peak
6	9888.000	10.72	37.83	37.29	40.47	51.73	74.00	-22.27	peak



Test Mode: 19; Polarity: Horizontal; Modulation:802.11ax; Bandwidth:40MHz; Channel:Low



Site : chamber
Condition: 3m HORIZONTAL
Job No : 01383CR
Mode : 2422 TX RSE
Note : 2.4G WIFI 11AX 40

	Cable	Ant	Preamp	Read	Limit	Over	
Freq	Loss	Factor	Factor	Level	Level	Line	Limit
MHz	dB	dB/m	dB	dBuV	dBuV/m	dBuV/m	dB
1	1692.231	3.42	26.64	40.06	47.28	37.28	74.00
2	4456.315	6.72	33.53	41.84	47.42	45.83	74.00
3	4844.000	7.14	34.02	42.17	47.31	46.30	74.00
4	6894.806	8.49	35.84	41.77	48.49	51.05	74.00
5	7266.000	8.79	36.12	41.45	47.07	50.53	74.00
6	9688.000	10.78	37.71	37.63	40.28	51.14	74.00

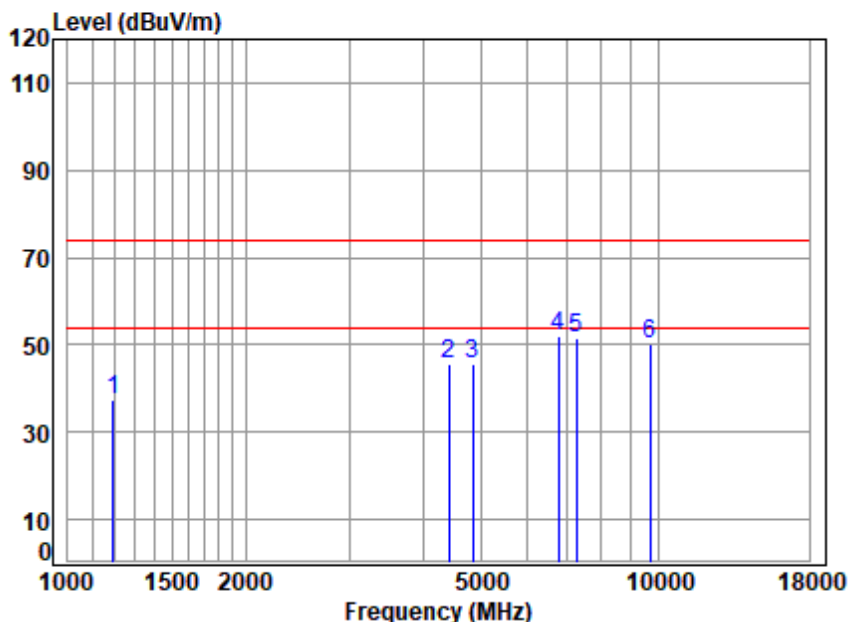


Unless otherwise agreed in writing, this document is issued by the Company subject to its General Conditions of Service printed overleaf, available on request or accessible at <http://www.sgs.com/en/Terms-and-Conditions.aspx> and, for electronic format documents, subject to Terms and Conditions for Electronic Documents at <http://www.sgs.com/en/Terms-and-Conditions/Terms-e-Documents.aspx>. Attention is drawn to the limitation of liability, indemnification and jurisdiction issues defined therein. Any holder of this document is advised that information contained hereon reflects the Company's findings at the time of its intervention only and within the limits of Client's instructions, if any. The Company's sole responsibility is to its Client and this document does not exonerate parties to a transaction from exercising all their rights and obligations under the transaction documents. This document cannot be reproduced except in full, without prior written approval of the Company. Any unauthorized alteration, forgery or falsification of the content or appearance of this document is unlawful and offenders may be prosecuted to the fullest extent of the law. Unless otherwise stated the results shown in this test report refer only to the sample(s) tested and such sample(s) are retained for 30 days only.

Attention: To check the authenticity of testing / inspection report and certificate, please contact us at telephone: (86-755) 8307 1443, or email: CN.Doccheck@sgs.com

No.1 Workshop, M-10, Middle Section, Science & Technology Park, Shenzhen, China 518057 t (86-755) 26012053 f (86-755) 26710594 www.sgs.com.cn
中国·深圳·科技园中区M-10栋一号厂房 邮编: 518057 t (86-755) 26012053 f (86-755) 26710594 sgs.china@sgs.com

Test Mode: 19; Polarity: Vertical; Modulation:802.11ax; Bandwidth:40MHz; Channel:Low



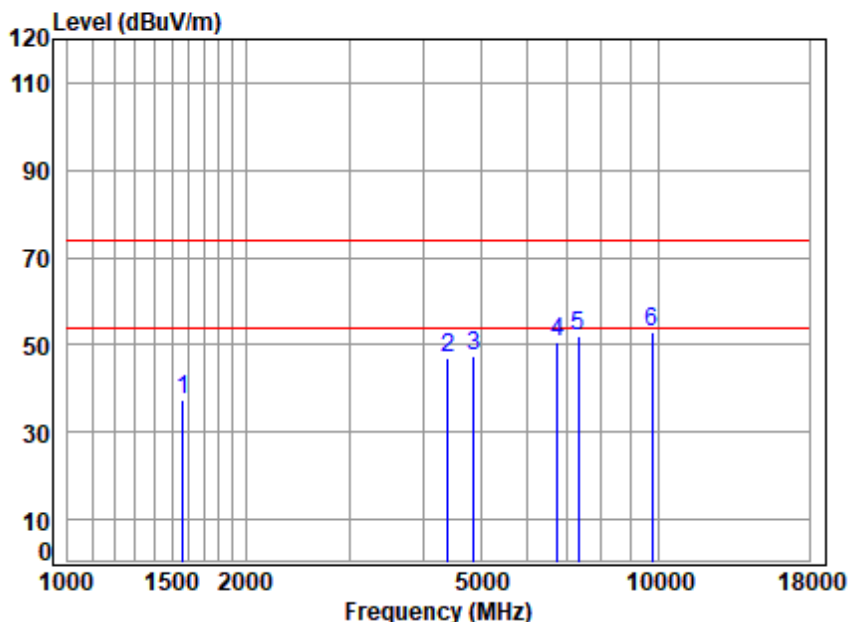
Site : chamber
Condition: 3m VERTICAL
Job No : 01383CR
Mode : 2422 TX RSE
Note : 2.4G WIFI 11AX 40

	Freq	Cable Loss	Ant Factor	Preamp Factor	Read Level	Level	Limit Line	Over Limit	Remark
	MHz	dB	dB/m	dB	dBuV	dBuV/m	dBuV/m	dB	
1	1192.811	2.75	24.56	39.75	49.84	37.40	74.00	-36.60	peak
2	4417.841	6.68	33.46	41.80	47.36	45.70	74.00	-28.30	peak
3	4844.000	7.14	34.02	42.17	46.75	45.74	74.00	-28.26	peak
4	6776.265	8.43	35.77	41.85	49.62	51.97	74.00	-22.03	peak
5	7266.000	8.79	36.12	41.45	47.89	51.35	74.00	-22.65	peak
6	9688.000	10.78	37.71	37.63	39.36	50.22	74.00	-23.78	peak



Unless otherwise agreed in writing, this document is issued by the Company subject to its General Conditions of Service printed overleaf, available on request or accessible at <http://www.sgs.com/en/Terms-and-Conditions.aspx> and, for electronic format documents, subject to Terms and Conditions for Electronic Documents at <http://www.sgs.com/en/Terms-and-Conditions/Terms-e-Documents.aspx>. Attention is drawn to the limitation of liability, indemnification and jurisdiction issues defined therein. Any holder of this document is advised that information contained hereon reflects the Company's findings at the time of its intervention only and within the limits of Client's instructions, if any. The Company's sole responsibility is to its Client and this document does not exonerate parties to a transaction from exercising all their rights and obligations under the transaction documents. This document cannot be reproduced except in full, without prior written approval of the Company. Any unauthorized alteration, forgery or falsification of the content or appearance of this document is unlawful and offenders may be prosecuted to the fullest extent of the law. Unless otherwise stated the results shown in this test report refer only to the sample(s) tested and such sample(s) are retained for 30 days only.

Test Mode: 19; Polarity: Horizontal; Modulation:802.11ax; Bandwidth:40MHz; Channel:Middle

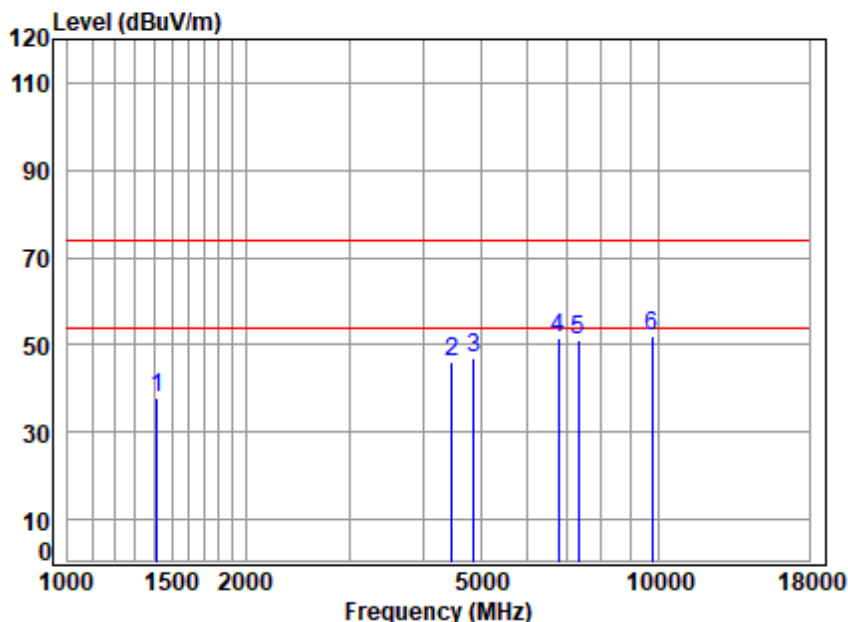


Site : chamber
Condition: 3m HORIZONTAL
Job No : 01383CR
Mode : 2437 TX RSE
Note : 2.4G WIFI 11AX 40

	Freq	Cable Loss	Ant Factor	Preamp Factor	Read Level	Level	Limit Line	Over Limit	Remark
	MHz	dB	dB/m	dB	dBuV	dBuV/m	dBuV/m	dB	
1	1569.721	3.32	26.12	39.99	48.03	37.48	74.00	-36.52	peak
2	4405.090	6.67	33.44	41.79	48.77	47.09	74.00	-26.91	peak
3	4874.000	7.17	34.05	42.20	48.23	47.25	74.00	-26.75	peak
4	6756.708	8.42	35.76	41.86	48.47	50.79	74.00	-23.21	peak
5	7311.000	8.84	36.15	41.41	48.62	52.20	74.00	-21.80	peak
6	9748.000	10.76	37.75	37.52	41.91	52.90	74.00	-21.10	peak



Test Mode: 19; Polarity: Vertical; Modulation:802.11ax; Bandwidth:40MHz; Channel:Middle



Site : chamber
Condition: 3m VERTICAL
Job No : 01383CR
Mode : 2437 TX RSE
Note : 2.4G WIFI 11AX 40

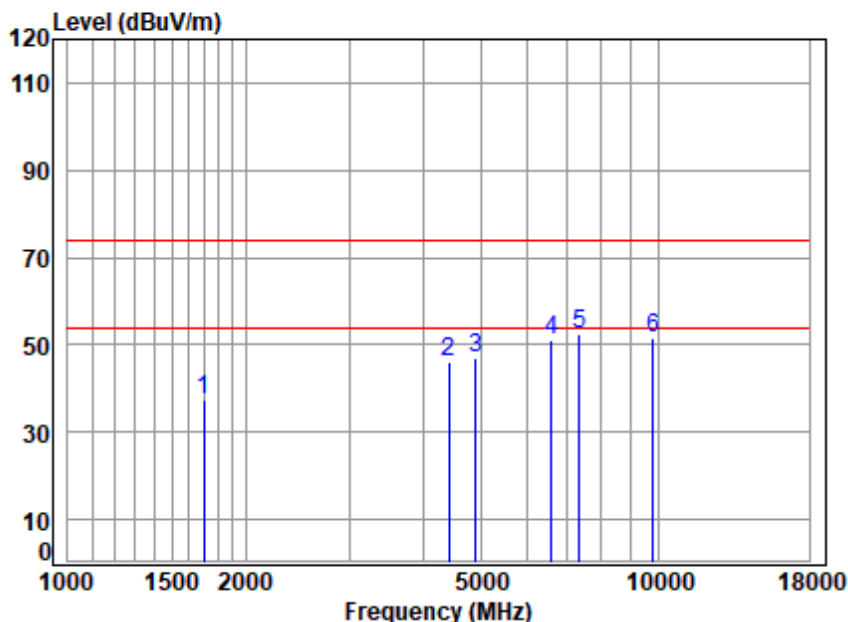
	Freq	Cable Loss	Ant Factor	Preamp Factor	Read Level	Level	Limit	Over Limit	Remark
	MHz	dB	dB/m	dB	dBuV	dBuV/m	dBuV/m	dB	
1	1414.597	3.13	25.48	39.90	49.34	38.05	74.00	-35.95	peak
2	4469.214	6.73	33.55	41.85	47.76	46.19	74.00	-27.81	peak
3	4874.000	7.17	34.05	42.20	48.16	47.18	74.00	-26.82	peak
4	6776.265	8.43	35.77	41.85	49.01	51.36	74.00	-22.64	peak
5	7311.000	8.84	36.15	41.41	47.33	50.91	74.00	-23.09	peak
6	9748.000	10.76	37.75	37.52	41.14	52.13	74.00	-21.87	peak



Unless otherwise agreed in writing, this document is issued by the Company subject to its General Conditions of Service printed overleaf, available on request or accessible at <http://www.sgs.com/en/Terms-and-Conditions.aspx> and, for electronic format documents, subject to Terms and Conditions for Electronic Documents at <http://www.sgs.com/en/Terms-and-Conditions/Terms-e-Documents.aspx>. Attention is drawn to the limitation of liability, indemnification and jurisdiction issues defined therein. Any holder of this document is advised that information contained hereon reflects the Company's findings at the time of its intervention only and within the limits of Client's instructions, if any. The Company's sole responsibility is to its Client and this document does not exonerate parties to a transaction from exercising all their rights and obligations under the transaction documents. This document cannot be reproduced except in full, without prior written approval of the Company. Any unauthorized alteration, forgery or falsification of the content or appearance of this document is unlawful and offenders may be prosecuted to the fullest extent of the law. Unless otherwise stated the results shown in this test report refer only to the sample(s) tested and such sample(s) are retained for 30 days only.

Attention: To check the authenticity of testing / inspection report & certificate, please contact us at telephone: (86-755) 8307 1443, or email: CN.Doccheck@sgs.com

Test Mode: 19; Polarity: Horizontal; Modulation:802.11ax; Bandwidth:40MHz; Channel:9

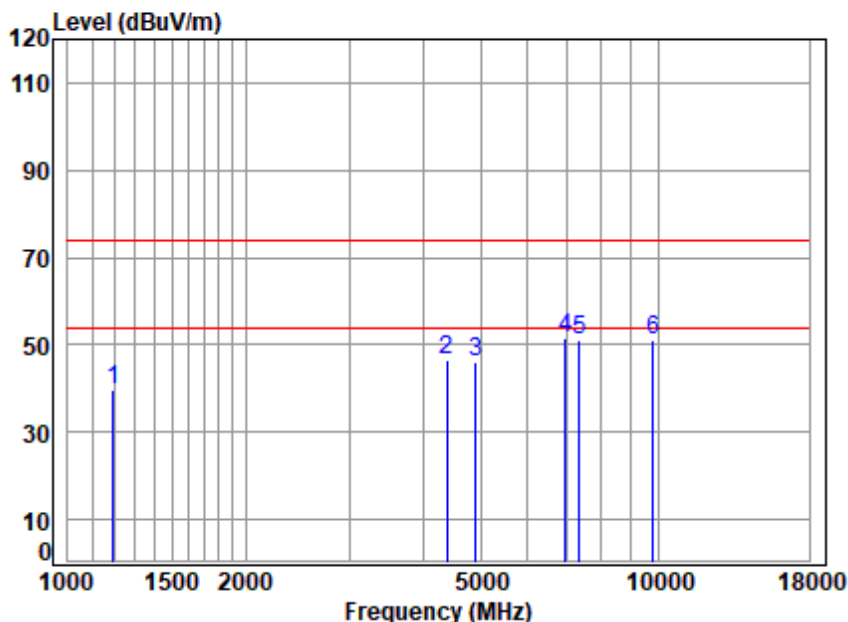


Site : chamber
Condition: 3m HORIZONTAL
Job No : 01383CR
Mode : 2452 TX RSE
Note : 2.4G WIFI 11AX 40

	Freq	Cable Loss	Ant Factor	Preamp Factor	Read Level	Level	Limit Line	Over Limit	Remark
	MHz	dB	dB/m	dB	dBuV	dBuV/m	dBuV/m	dB	
1	1697.129	3.43	26.66	40.06	47.32	37.35	74.00	-36.65	peak
2	4417.841	6.68	33.46	41.80	47.97	46.31	74.00	-27.69	peak
3	4904.000	7.20	34.09	42.22	47.78	46.85	74.00	-27.15	peak
4	6583.209	8.32	35.65	41.98	49.15	51.14	74.00	-22.86	peak
5	7356.000	8.88	36.19	41.37	48.54	52.24	74.00	-21.76	peak
6	9808.000	10.75	37.79	37.42	40.28	51.40	74.00	-22.60	peak



Test Mode: 19; Polarity: Vertical; Modulation:802.11ax; Bandwidth:40MHz; Channel:9



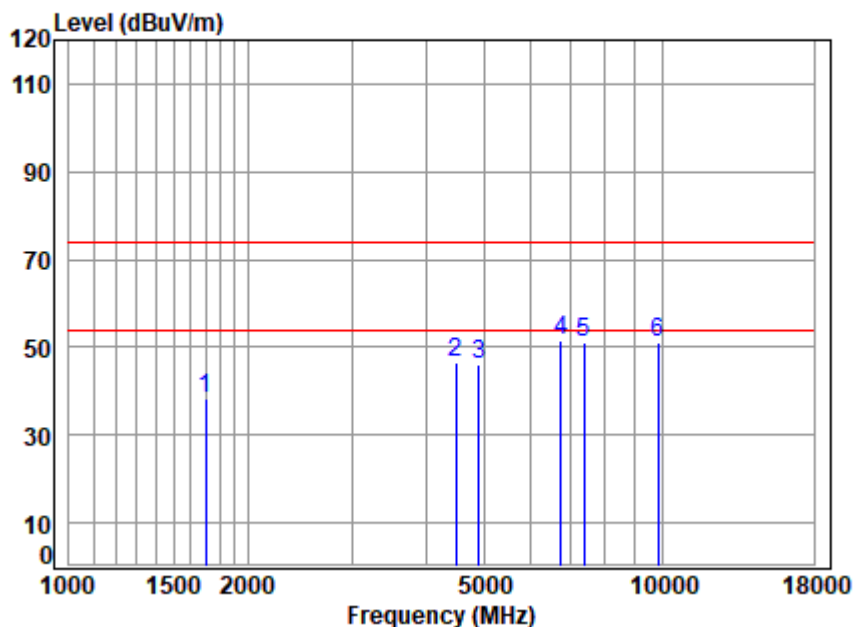
Site : chamber
Condition: 3m VERTICAL
Job No : 01383CR
Mode : 2452 TX RSE
Note : 2.4G WIFI 11AX 40

		Cable	Ant	Preamp	Read		Limit	Over	
	Freq	Loss	Factor	Factor	Level	Level	Line	Limit	Remark
	MHz	dB	dB/m	dB	dBuV	dBuV/m	dBuV/m	dB	
1	1192.811	2.75	24.56	39.75	52.07	39.63	74.00	-34.37	peak
2	4392.376	6.66	33.42	41.78	48.09	46.39	74.00	-27.61	peak
3	4904.000	7.20	34.09	42.22	47.03	46.10	74.00	-27.90	peak
4	6954.852	8.52	35.87	41.73	48.77	51.43	74.00	-22.57	peak
5	7356.000	8.88	36.19	41.37	47.22	50.92	74.00	-23.08	peak
6	9808.000	10.75	37.79	37.42	39.90	51.02	74.00	-22.98	peak



Unless otherwise agreed in writing, this document is issued by the Company subject to its General Conditions of Service printed overleaf, available on request or accessible at <http://www.sgs.com/en/Terms-and-Conditions.aspx> and, for electronic format documents, subject to Terms and Conditions for Electronic Documents at <http://www.sgs.com/en/Terms-and-Conditions/Terms-e-Documents.aspx>. Attention is drawn to the limitation of liability, indemnification and jurisdiction issues defined therein. Any holder of this document is advised that information contained hereon reflects the Company's findings at the time of its intervention only and within the limits of Client's instructions, if any. The Company's sole responsibility is to its Client and this document does not exonerate parties to a transaction from exercising all their rights and obligations under the transaction documents. This document cannot be reproduced except in full, without prior written approval of the Company. Any unauthorized alteration, forgery or falsification of the content or appearance of this document is unlawful and offenders may be prosecuted to the fullest extent of the law. Unless otherwise stated the results shown in this test report refer only to the sample(s) tested and such sample(s) are retained for 30 days only.

Test Mode: 19; Polarity: Horizontal; Modulation:802.11ax; Bandwidth:40MHz; Channel:10

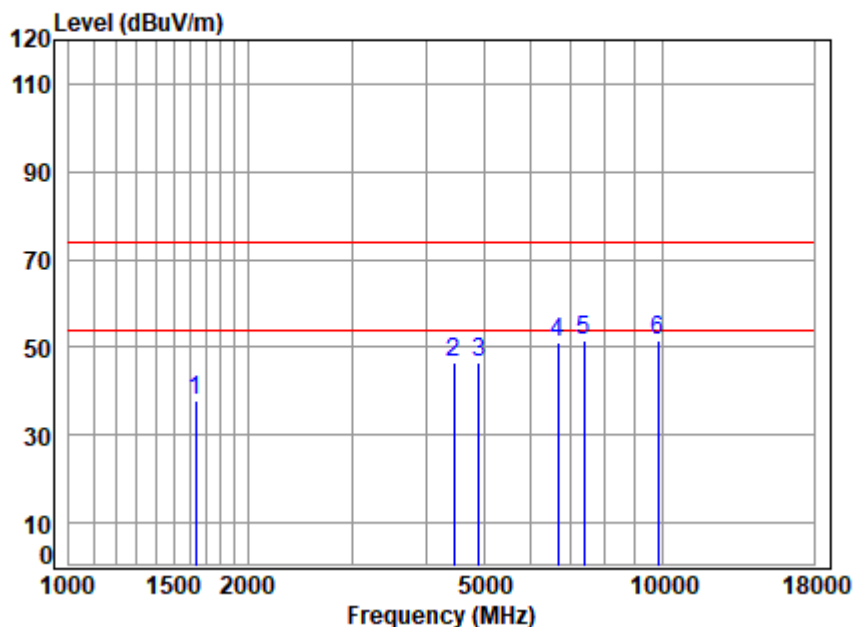


Site : chamber
Condition: 3m HORIZONTAL
Job No : 01383CR
Mode : 2457 TX RSE
Note : 2.4G WIFI 11AX 40

	Freq	Cable Loss	Ant Factor	Preamplifier Factor	Read Level	Level	Limit Line	Over Limit	Remark
	MHz	dB	dB/m	dB	dBuV	dBuV/m	dBuV/m	dB	
1	1702.042	3.43	26.68	40.06	48.18	38.23	74.00	-35.77	peak
2	4482.150	6.74	33.57	41.86	47.90	46.35	74.00	-27.65	peak
3	4914.000	7.21	34.10	42.23	47.23	46.31	74.00	-27.69	peak
4	6756.708	8.42	35.76	41.86	49.42	51.74	74.00	-22.26	peak
5	7371.000	8.89	36.20	41.35	47.36	51.10	74.00	-22.90	peak
6	9828.000	10.74	37.80	37.39	39.96	51.11	74.00	-22.89	peak



Test Mode: 19; Polarity: Vertical; Modulation:802.11ax; Bandwidth:40MHz; Channel:10

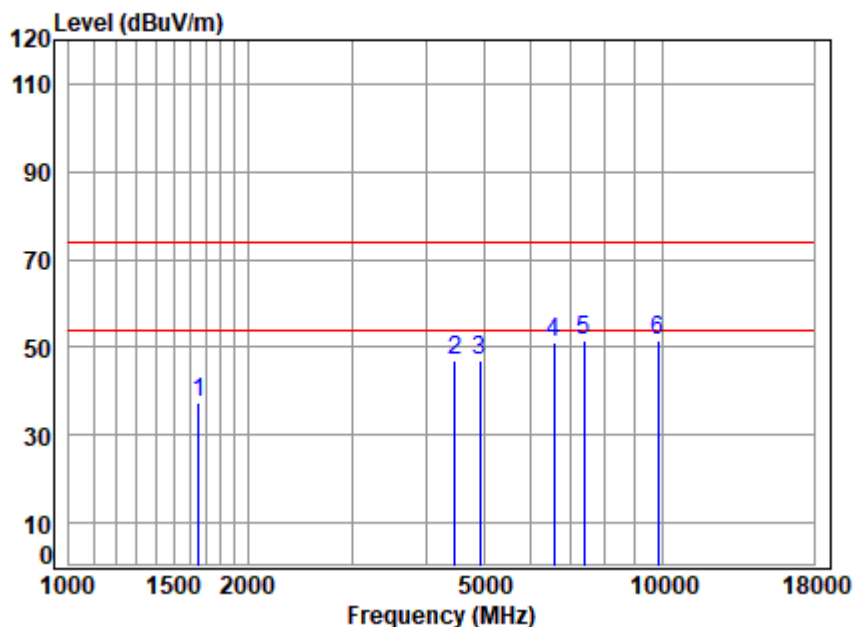


Site : chamber
Condition: 3m VERTICAL
Job No : 01383CR
Mode : 2457 TX RSE
Note : 2.4G WIFI 11AX 40

	Freq	Cable Loss	Ant Factor	Preamp Factor	Read Level	Level	Limit Line	Over Limit	Remark
	MHz	dB	dB/m	dB	dBuV	dBuV/m	dBuV/m	dB	
1	1634.543	3.38	26.40	40.03	48.24	37.99	74.00	-36.01	peak
2	4456.315	6.72	33.53	41.84	47.93	46.34	74.00	-27.66	peak
3	4914.000	7.21	34.10	42.23	47.42	46.50	74.00	-27.50	peak
4	6679.040	8.38	35.71	41.91	48.96	51.14	74.00	-22.86	peak
5	7371.000	8.89	36.20	41.35	47.77	51.51	74.00	-22.49	peak
6	9828.000	10.74	37.80	37.39	40.18	51.33	74.00	-22.67	peak



Test Mode: 19; Polarity: Horizontal; Modulation:802.11ax; Bandwidth:40MHz; Channel:High

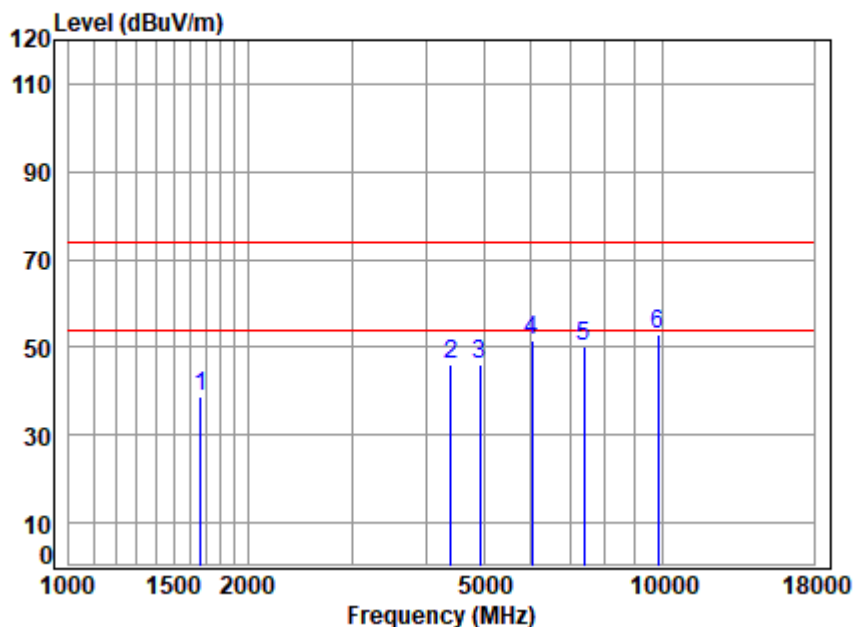


Site : chamber
Condition: 3m HORIZONTAL
Job No : 01383CR
Mode : 2462 TX RSE
Note : 2.4G WIFI 11AX 40

	Freq	Cable Loss	Ant Factor	Preamp Factor	Read Level	Level	Limit Line	Over Limit	Remark
	MHz	dB	dB/m	dB	dBuV	dBuV/m	dBuV/m	dB	
1	1653.550	3.39	26.48	40.04	47.64	37.47	74.00	-36.53	peak
2	4469.214	6.73	33.55	41.85	48.62	47.05	74.00	-26.95	peak
3	4924.000	7.22	34.11	42.24	47.86	46.95	74.00	-27.05	peak
4	6564.209	8.31	35.64	41.99	49.29	51.25	74.00	-22.75	peak
5	7386.000	8.91	36.21	41.34	47.71	51.49	74.00	-22.51	peak
6	9848.000	10.73	37.81	37.35	40.14	51.33	74.00	-22.67	peak



Test Mode: 19; Polarity: Vertical; Modulation:802.11ax; Bandwidth:40MHz; Channel:High



Site : chamber
Condition: 3m VERTICAL
Job No : 01383CR
Mode : 2462 TX RSE
Note : 2.4G WIFI 11AX 40

	Freq	Cable Loss	Ant Factor	Preamp Factor	Read Level	Level	Limit Line	Over Limit	Remark
	MHz	dB	dB/m	dB	dBuV	dBuV/m	dBuV/m	dB	
1	1667.951	3.40	26.54	40.04	48.97	38.87	74.00	-35.13	peak
2	4405.090	6.67	33.44	41.79	47.66	45.98	74.00	-28.02	peak
3	4924.000	7.22	34.11	42.24	46.94	46.03	74.00	-27.97	peak
4	6018.999	8.26	35.12	42.39	50.52	51.51	74.00	-22.49	peak
5	7386.000	8.91	36.21	41.34	46.40	50.18	74.00	-23.82	peak
6	9848.000	10.73	37.81	37.35	41.78	52.97	74.00	-21.03	peak



8 Emission Test Results

8.1 Conducted Emissions at AC Power Line (150kHz-30MHz)

Test Requirement: 47 CFR Part 15, Subpart C 15.247

Test Method: ANSI C63.10 (2013) Section 6.2

Limit:

Frequency of emission(MHz)	Conducted limit(dBμV)	
	Quasi-peak	Average
0.15-0.5	66 to 56*	56 to 46*
0.5-5	56	46
5-30	60	50

*Decreases with the logarithm of the frequency.

Detector: Peak for pre-scan (9kHz resolution bandwidth) 0.15M to 30MHz

8.1.1 E.U.T. Operation

Operating Environment:

Temperature: 25 °C

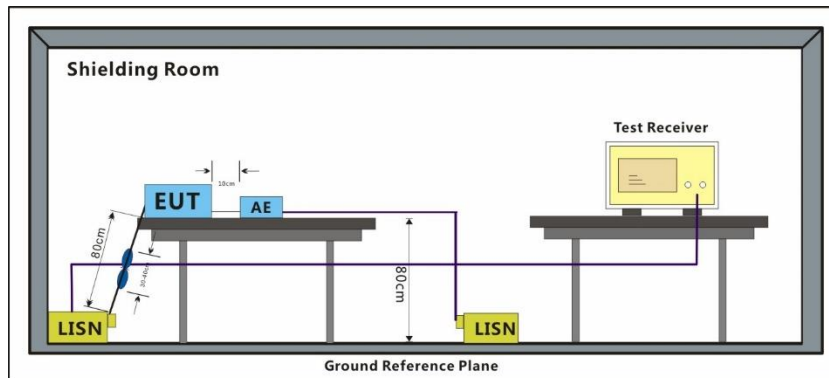
Humidity: 55 % RH

Atmospheric Pressure: 1010 mbar

8.1.2 Test Mode Description

Pre-scan / Final test	Mode Code	Description
Final test	19	Charge + TX mode_Keep the EUT in charging and continuously transmitting mode with all modulation types. All data rates for each modulation type have been tested and found the data rate @ 1Mbps is the worst case of IEEE 802.11b; data rate @ 6Mbps is the worst case of IEEE 802.11g; data rate @ HT0/HT8 is the worst case of IEEE 802.11n(HT20); data rate @ HT0/HT8 is the worst case of IEEE 802.11n(HT40); data rate @ HE0 is the worst case of IEEE 802.11ax(HT20); data rate @ HE0 is the worst case of IEEE 802.11ax(HT40). Only the data of worst case is recorded in the report.

8.1.3 Test Setup Diagram



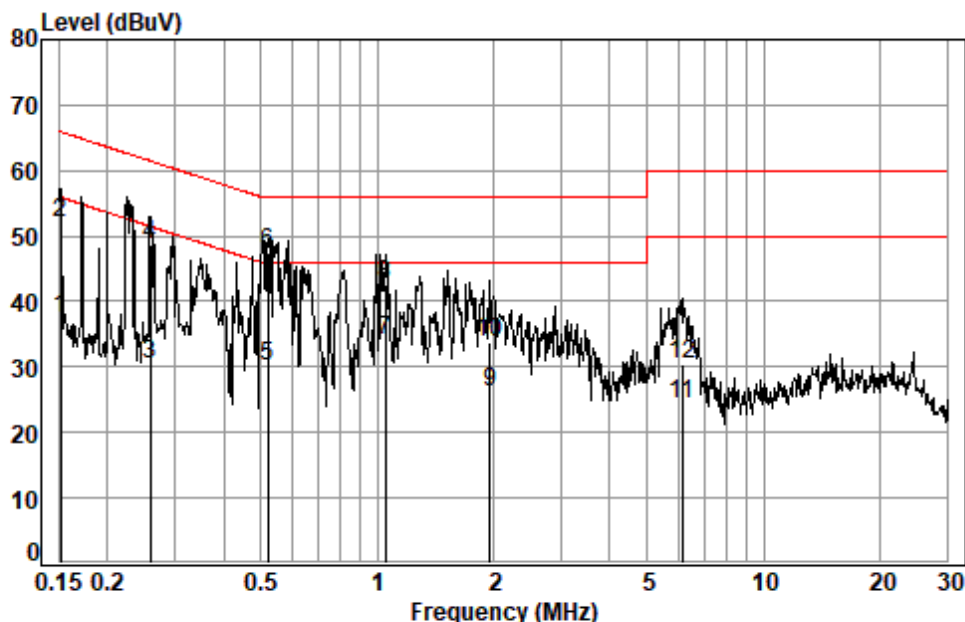
8.1.4 Measurement Procedure and Data

- 1) The mains terminal disturbance voltage test was conducted in a shielded room.
- 2) The EUT was connected to AC power source through a LISN 1 (Line Impedance Stabilization Network) which provides a 50ohm/50μH + 5ohm linear impedance. The power cables of all other units of the EUT were connected to a second LISN 2, which was bonded to the ground reference plane in the same way as the LISN 1 for the unit being measured. A multiple socket outlet strip was used to connect multiple power cables to a single LISN provided the rating of the LISN was not exceeded.
- 3) The tabletop EUT was placed upon a non-metallic table 0.8m above the ground reference plane. And for floor-standing arrangement, the EUT was placed on the horizontal ground reference plane.
- 4) The test was performed with a vertical ground reference plane. The rear of the EUT shall be 0.4 m from the vertical ground reference plane. The vertical ground reference plane was bonded to the horizontal ground reference plane. The LISN 1 was placed 0.8 m from the boundary of the unit under test and bonded to a ground reference plane for LISNs mounted on top of the ground reference plane. This distance was between the closest points of the LISN 1 and the EUT. All other units of the EUT and associated equipment was at least 0.8 m from the LISN 2.
- 5) In order to find the maximum emission, the relative positions of equipment and all of the interface cables must be changed according to ANSI C63.10 on conducted measurement.

Remark: LISN=Read Level+ Cable Loss+ LISN Factor



Test Mode: 19; Line: Live line



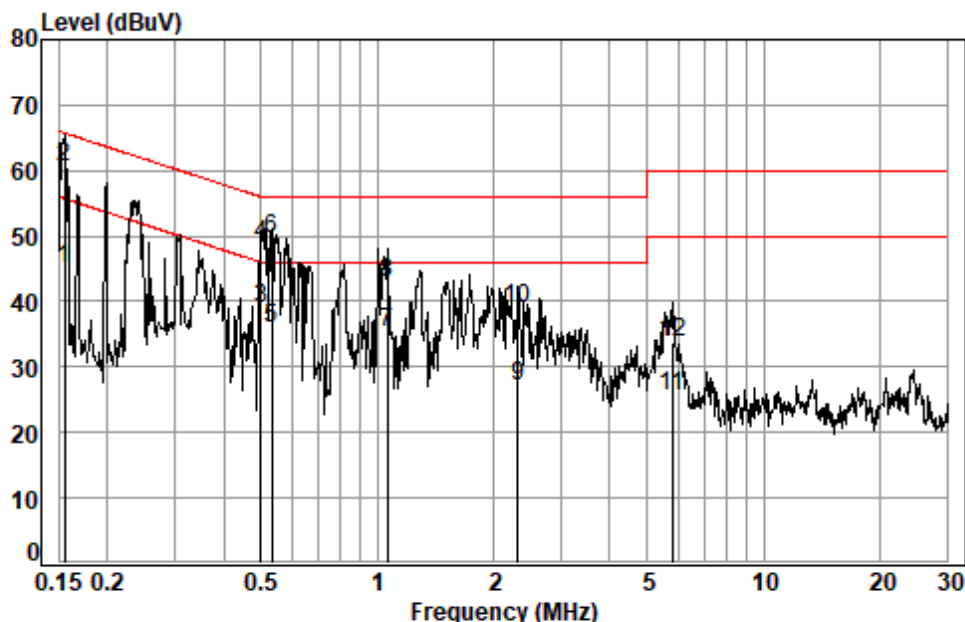
Site : Shielding Room
Condition: Line
Job No. : 01383CR
Test mode: 19

	Freq	Cable Loss	LISN Factor	Read Level	Level	Limit Line	Over Limit	Remark
	MHz	dB	dB	dBuV	dBuV	dBuV	dB	
1	0.1516	0.03	9.62	27.72	37.37	55.91	-18.54	Average
2	0.1516	0.03	9.62	42.23	51.88	65.91	-14.03	QP
3	0.2589	0.05	9.65	20.85	30.55	51.47	-20.92	Average
4	0.2589	0.05	9.65	38.94	48.64	61.47	-12.83	QP
5	0.5210	0.07	9.69	20.32	30.08	46.00	-15.92	Average
6	0.5210	0.07	9.69	37.72	47.48	56.00	-8.52	QP
7	1.0485	0.10	9.68	24.40	34.18	46.00	-11.82	Average
8	1.0485	0.10	9.68	32.76	42.54	56.00	-13.46	QP
9	1.9593	0.13	9.70	16.44	26.27	46.00	-19.73	Average
10	1.9593	0.13	9.70	24.02	33.85	56.00	-22.15	QP
11	6.1534	0.16	9.81	14.51	24.48	50.00	-25.52	Average
12	6.1534	0.16	9.81	20.39	30.36	60.00	-29.64	QP



Unless otherwise agreed in writing, this document is issued by the Company subject to its General Conditions of Service printed overleaf, available on request or accessible at <http://www.sgs.com/en/Terms-and-Conditions.aspx> and, for electronic format documents, subject to Terms and Conditions for Electronic Documents at <http://www.sgs.com/en/Terms-and-Conditions/Terms-e-Documents.aspx>. Attention is drawn to the limitation of liability, indemnification and jurisdiction issues defined therein. Any holder of this document is advised that information contained hereon reflects the Company's findings at the time of its intervention only and within the limits of Client's instructions, if any. The Company's sole responsibility is to its Client and this document does not exonerate parties to a transaction from exercising all their rights and obligations under the transaction documents. This document cannot be reproduced except in full, without prior written approval of the Company. Any unauthorized alteration, forgery or falsification of the content or appearance of this document is unlawful and offenders may be prosecuted to the fullest extent of the law. Unless otherwise stated the results shown in this test report refer only to the sample(s) tested and such sample(s) are retained for 30 days only.

Test Mode: 19; Line: Neutral Line



Site : Shielding Room
Condition: Neutral
Job No. : 01383CR
Test mode: 19

	Freq	Cable Loss	LISN Factor	Read Level	Limit Line	Over Limit	Remark
	MHz	dB	dB	dBuV	dBuV	dB	
1	0.1548	0.03	9.62	35.52	45.17	55.74	Average
2	0.1548	0.03	9.62	50.91	60.56	65.74	QP
3	0.4994	0.07	9.67	29.30	39.04	46.01	Average
4	0.4994	0.07	9.67	38.89	48.63	56.01	QP
5	0.5350	0.08	9.67	26.09	35.84	46.00	Average
6	0.5350	0.08	9.67	39.74	49.49	56.00	QP
7	1.0597	0.10	9.67	25.66	35.43	46.00	Average
8	1.0597	0.10	9.67	33.21	42.98	56.00	QP
9	2.3090	0.13	9.69	17.27	27.09	46.00	Average
10	2.3090	0.13	9.69	29.25	39.07	56.00	QP
11	5.8050	0.16	9.79	15.67	25.62	50.00	Average
12	5.8050	0.16	9.79	23.69	33.64	60.00	QP



9 Test Setup Photo

Please refer to setup photos.

10 EUT Constructional Details (EUT Photos)

Please Refer to external and internal photos for details.

- End of the Report -