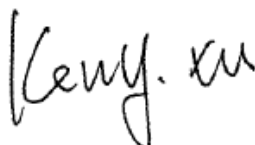


TEST REPORT

Application No.: SZEM2103002179CR
Applicant: DT Research, Inc.
Address of Applicant: 3RD FL NO 36 WUQUAN 7TH RD WUGU DISTRICT, NEW TAIPEI, Taiwan
Manufacturer: DT Research, Inc.
Address of Manufacturer: 2000 Concourse Drive, San Jose, CA 95131, USA
Factory: DT Research, Inc. Taiwan Branch
Address of Factory: 6F., No.36 Wuquan 7 th Rd., Wugu Dist. New Taipei City 248 Taiwan
Equipment Under Test (EUT):
EUT Name: Medical-Grade Integrated LCD System
Model No.: 507T, 507XXX-XXX (X=blank, A~Z or 0~9) ♣
♣ Please refer to section 2 of this report which indicates which model was actually tested and which were electrically identical.
Trade Mark: DT Research, Inc.
FCC ID: YE3600-AX200NG
Standard(s) : 47 CFR Part 15, Subpart B
Date of Receipt: 2021-03-01
Date of Test: 2021-03-02 to 2021-04-11
Date of Issue: 2021-04-19

Test Result:	Pass*
---------------------	--------------

* In the configuration tested, the EUT complied with the standards specified above.



Keny Xu
EMC Laboratory Manager



Unless otherwise agreed in writing, this document is issued by the Company subject to its General Conditions of Service printed overleaf, available on request or accessible at <http://www.sgs.com/en/Terms-and-Conditions.aspx> and, for electronic format documents, subject to Terms and Conditions for Electronic Documents at <http://www.sgs.com/en/Terms-and-Conditions/Terms-e-Documents.aspx>. Attention is drawn to the limitation of liability, indemnification and jurisdiction issues defined therein. Any holder of this document is advised that information contained hereon reflects the Company's findings at the time of its intervention only and within the limits of Client's instructions, if any. The Company's sole responsibility is to its Client and this document does not exonerate parties to a transaction from exercising all their rights and obligations under the transaction documents. This document cannot be reproduced except in full, without prior written approval of the Company. Any unauthorized alteration, forgery or falsification of the content or appearance of this document is unlawful and offenders may be prosecuted to the fullest extent of the law. Unless otherwise stated the results shown in this test report refer only to the sample(s) tested and such sample(s) are retained for 30 days only.
Attention: To check the authenticity of testing / inspection report & certificate, please contact us at telephone: (86-755) 8307 1443, or email: CN.Doccheck@sgs.com
No.1 Workshop, M-10, Middle Section, Science & Technology Park, Shenzhen, China 518057 t (86-755) 26012053 f (86-755) 26710594 www.sgsgroup.com.cn
中国·深圳·科技园中区M-10栋一号厂房 邮编: 518057 t (86-755) 26012053 f (86-755) 26710594 sgs.china@sgs.com

Revision Record				
Version	Chapter	Date	Modifier	Remark
01		2021-04-19		Original

Authorized for issue by:				
		Edison Li		
		Edison Li/Project Engineer		
		Eric Fu		
		Eric Fu/Reviewer		

2 Test Summary

Emission Part				
Item	Standard	Method	Requirement	Result
Conducted Emissions at Mains Terminals (150kHz-30MHz)	47 CFR Part 15, Subpart B	ANSI C63.4:2014	Class B	Pass*
Radiated Emissions (30MHz-1GHz)		ANSI C63.4:2014	Class B	Pass*
Radiated Emissions (above 1GHz)		ANSI C63.4:2014	Class B	Pass*

Note: Both screen resolution was tested, this report only recorded the worst test data(Resolution:1920 x 1080).

Remark:

Model No.: 507T, 507XXX-XXX (X=blank, A~Z or 0~9)

Only the model 507T was tested, since according to the declaration from the applicant, the electrical circuit design, layout, components used, internal wiring and functions were identical for all the above models, with only difference on model No..



3 Contents

	Page
1 COVER PAGE	1
2 TEST SUMMARY	3
3 CONTENTS	4
4 GENERAL INFORMATION	5
4.1 DETAILS OF E.U.T.	5
4.2 DESCRIPTION OF SUPPORT UNITS	5
4.3 MEASUREMENT UNCERTAINTY	5
4.4 TEST LOCATION	6
4.5 TEST FACILITY	6
4.6 DEVIATION FROM STANDARDS	6
4.7 ABNORMALITIES FROM STANDARD CONDITIONS	6
5 EQUIPMENT LIST	7
6 EMISSION TEST RESULTS.....	9
6.1 CONDUCTED EMISSIONS AT MAINS TERMINALS (150kHz-30MHz).....	9
6.1.1 E.U.T. Operation	9
6.1.2 Test Mode Description	9
6.1.3 Test Setup Diagram	10
6.1.4 Measurement Procedure and Data.....	10
6.2 RADIATED EMISSIONS (30MHz-1GHz)	13
6.2.1 E.U.T. Operation	13
6.2.2 Test Mode Description	13
6.2.3 Test Setup Diagram	14
6.2.4 Measurement Procedure and Data.....	14
6.3 RADIATED EMISSIONS (ABOVE 1GHz).....	17
6.3.1 E.U.T. Operation	17
6.3.2 Test Mode Description	17
6.3.3 Test Setup Diagram	18
6.3.4 Measurement Procedure and Data.....	18
7 TEST SETUP PHOTO.....	21
8 EUT CONSTRUCTIONAL DETAILS (EUT PHOTOS)	22



4 General Information

4.1 Details of E.U.T.

Power supply:	AC Adapter Model: EM11011M-190 Input: AC 100-240V, 2.0~1.0A, 50/60Hz Output: DC 19V, 6.31A, 120W
Test voltage:	AC 120V, 60Hz
Cable(s):	DC cable:114cm with a ferrite core
Internal Source:	More than 108MHz
Sample Type:	Fixed device

4.2 Description of Support Units

Earphone	PHILIPS	SHE6000	REF. No.SEA1000
HDMI Cable	Apple	MC838FE/B	REF. No.SEA0900
Network Cable	SGS	N/A	REF. No.SEA1100
Router	NETGEAR	DGN2200	REF. No.SEA2200
U-disk	Sandisk	SDCZ60-016G	REF. No.SEA0100
Television	HISENSE	TLM19V66	REF. No.SEA2600
Television	SONY	22EX420	REF. No.SEA2900
Keyboard	IBM	KB-0225	/
Mouse	IBM	MO28UOL	/

4.3 Measurement Uncertainty

Test Item	Measurement Uncertainty
Conducted Emissions at Mains Terminals (150kHz-30MHz)	± 3.0dB
Radiated Emissions (30MHz-1GHz)	± 4.5dB
Radiated Emissions (above 1GHz)	± 4.8dB



4.4 Test Location

All tests were performed at:

SGS-CSTC Standards Technical Services Co., Ltd., Shenzhen Branch

No. 1 Workshop, M-10, Middle Section, Science & Technology Park, Shenzhen, Guangdong, China.
518057.

Tel: +86 755 2601 2053 Fax: +86 755 2671 0594

No tests were sub-contracted.

4.5 Test Facility

The test facility is recognized, certified, or accredited by the following organizations:

- **A2LA (Certificate No. 3816.01)**

SGS-CSTC Standards Technical Services Co., Ltd., Shenzhen EMC Laboratory is accredited by the American Association for Laboratory Accreditation(A2LA). Certificate No. 3816.01.

- **VCCI**

The 3m Fully-anechoic chamber for above 1GHz, 10m Semi-anechoic chamber for below 1GHz, Shielded Room for Mains Port Conducted Interference Measurement and Telecommunication Port Conducted Interference Measurement of SGS-CSTC Standards Technical Services Co., Ltd. have been registered in accordance with the Regulations for Voluntary Control Measures with Registration No.: G-20026, R-14188, C-12383 and T-11153 respectively.

- **FCC –Designation Number: CN1178**

SGS-CSTC Standards Technical Services Co., Ltd., Shenzhen EMC Laboratory has been recognized as an accredited testing laboratory.

Designation Number: CN1178. Test Firm Registration Number: 406779.

- **Innovation, Science and Economic Development Canada**

SGS-CSTC Standards Technical Services Co., Ltd., Shenzhen EMC Laboratory has been recognized by ISED as an accredited testing laboratory.

CAB identifier: CN0006.

IC#: 4620C.

4.6 Deviation from Standards

None

4.7 Abnormalities from Standard Conditions

None



Unless otherwise agreed in writing, this document is issued by the Company subject to its General Conditions of Service printed overleaf, available on request or accessible at <http://www.sgs.com/en/Terms-and-Conditions.aspx> and, for electronic format documents, subject to Terms and Conditions for Electronic Documents at <http://www.sgs.com/en/Terms-and-Conditions/Terms-e-Documents.aspx>. Attention is drawn to the limitation of liability, indemnification and jurisdiction issues defined therein. Any holder of this document is advised that information contained hereon reflects the Company's findings at the time of its intervention only and within the limits of Client's instructions, if any. The Company's sole responsibility is to its Client and this document does not exonerate parties to a transaction from exercising all their rights and obligations under the transaction documents. This document cannot be reproduced except in full, without prior written approval of the Company. Any unauthorized alteration, forgery or falsification of the content or appearance of this document is unlawful and offenders may be prosecuted to the fullest extent of the law. Unless otherwise stated the results shown in this test report refer only to the sample(s) tested and such sample(s) are retained for 30 days only.
Attention: To check the authenticity of testing / inspection report & certificate, please contact us at telephone: (86-755) 8307 1443, or email: CN.Doccheck@sgs.com

5 Equipment List

Conducted Emissions at Mains Terminals (150kHz-30MHz)					
Equipment	Manufacturer	Model No	Inventory No	Cal Date	Cal Due Date
Shielding Room	ZhongYu Electron	GB-88	SEM001-06	2019-06-13	2022-06-12
EMI Test Receiver	Rohde&Schwarz	ESCI	SEM004-02	2020-03-26	2021-03-25
				2021-03-24	2022-03-23
Measurement Software	AUDIX	e3 V8.2014-6-27	N/A	N/A	N/A
Coaxial Cable	SGS	N/A	SEM024-01	2020-07-10	2021-07-09
LISN	Rohde&Schwarz	ENV216	SEM007-01	2020-09-23	2021-09-22
LISN	ETS-LINDGREN	3816/2	SEM007-02	2020-03-26	2021-03-25
				2021-03-24	2022-03-23

Radiated Emissions (30MHz-1GHz)					
Equipment	Manufacturer	Model No	Inventory No	Cal Date	Cal Due Date
3m Semi-Anechoic Chamber	ETS-LINDGREN	N/A	SEM001-01	2020-07-19	2023-07-18
MXE EMI Receiver	Agilent Technologies	N9038A	SEM004-15	2020-11-02	2021-11-01
BiConiLog Antenna	ETS-LINDGREN	3142C	SEM003-02	2019-05-24	2022-05-23
Pre-Amplifier	Agilent Technologies	8447D	SEM005-01	2020-03-26	2021-03-25
				2021-03-24	2022-03-23
Measurement Software	AUDIX	e3 V8.2014-6-27	N/A	N/A	N/A
Coaxial Cable	SGS	N/A	SEM025-01	2020-07-10	2021-07-09

Radiated Emissions (above 1GHz)					
Equipment	Manufacturer	Model No	Inventory No	Cal Date	Cal Due Date
3m Semi-Anechoic Chamber	AUDIX	N/A	SEM001-02	2018-03-28	2021-03-27
				2021-03-26	2024-03-25
EXA Signal Analyzer (10Hz-44GHz)	Agilent Technologies Inc	N9010A	SEM004-12	2021-02-01	2022-01-31
Horn Antenna	Rohde & Schwarz	HF906	SHEM009-2	2020-07-30	2021-07-29
Pre-Amplifier (0.1-26.5GHz)	Compliance Directions Systems Inc.	PAP-0126	SEM004-11	2020-09-23	2021-09-22
Measurement Software	AUDIX	e3 V8.2014-6-27	N/A	N/A	N/A
Coaxial Cable	SGS	N/A	SEM026-01	2020-07-10	2021-07-09



Unless otherwise agreed in writing, this document is issued by the Company subject to its General Conditions of Service printed overleaf, available on request or accessible at <http://www.sgs.com/en/Terms-and-Conditions.aspx> and, for electronic format documents, subject to Terms and Conditions for Electronic Documents at <http://www.sgs.com/en/Terms-and-Conditions/Terms-e-Documents.aspx>. Attention is drawn to the limitation of liability, indemnification and jurisdiction issues defined therein. Any holder of this document is advised that information contained hereon reflects the Company's findings at the time of its intervention only and within the limits of Client's instructions, if any. The Company's sole responsibility is to its Client and this document does not exonerate parties to a transaction from exercising all their rights and obligations under the transaction documents. This document cannot be reproduced except in full, without prior written approval of the Company. Any unauthorized alteration, forgery or falsification of the content or appearance of this document is unlawful and offenders may be prosecuted to the fullest extent of the law. Unless otherwise stated the results shown in this test report refer only to the sample(s) tested and such sample(s) are retained for 30 days only.

Attention: To check the authenticity of testing / inspection report & certificate, please contact us at telephone: (86-755) 83071443, or email: CN.Doccheck@sgs.com

General used equipment					
Equipment	Manufacturer	Model No	Inventory No	Cal Date	Cal Due Date
Humidity/ Temperature Indicator	Shanghai Meteorological Industry Factory	ZJ1-2B	SEM002-04	2020-09-15	2021-09-14
Humidity/ Temperature Indicator	Mingle	N/A	SEM002-08	2020-09-15	2021-09-14
Barometer	Changchun Meteorological Industry Factory	DYM3	SEM002-01	2020-04-01	2021-03-31
				2021-03-30	2022-03-29



Unless otherwise agreed in writing, this document is issued by the Company subject to its General Conditions of Service printed overleaf, available on request or accessible at <http://www.sgs.com/en/Terms-and-Conditions.aspx> and, for electronic format documents, subject to Terms and Conditions for Electronic Documents at <http://www.sgs.com/en/Terms-and-Conditions/Terms-e-Documents.aspx>. Attention is drawn to the limitation of liability, indemnification and jurisdiction issues defined therein. Any holder of this document is advised that information contained hereon reflects the Company's findings at the time of its intervention only and within the limits of Client's instructions, if any. The Company's sole responsibility is to its Client and this document does not exonerate parties to a transaction from exercising all their rights and obligations under the transaction documents. This document cannot be reproduced except in full, without prior written approval of the Company. Any unauthorized alteration, forgery or falsification of the content or appearance of this document is unlawful and offenders may be prosecuted to the fullest extent of the law. Unless otherwise stated the results shown in this test report refer only to the sample(s) tested and such sample(s) are retained for 30 days only.

Attention: To check the authenticity of testing / inspection report & certificate, please contact us at telephone: (86-755) 8307 1443, or email: CN.Doccheck@sgs.com

SGS-CSTC Standards Technical Services Co., Ltd.
Shenzhen Branch (China) (SGS) Laboratory

No.1 Workshop, M-10, Middle Section, Science & Technology Park, Shenzhen, China 518057 t (86-755) 26012053 f (86-755) 26710594 www.sgs.com.cn
中国·深圳·科技园中区M-10栋一号厂房 邮编: 518057 t (86-755) 26012053 f (86-755) 26710594 sgs.china@sgs.com

6 Emission Test Results

6.1 Conducted Emissions at Mains Terminals (150kHz-30MHz)

Test Requirement:	47 CFR Part 15, Subpart B
Test Method:	ANSI C63.4:2014
Limit:	
0.15M-0.5MHz	66dB(μV)-56dB(μV) quasi-peak, 56dB(μV)-46dB(μV) average
0.5M-5MHz	56dB(μV) quasi-peak, 46dB(μV) average
5M-30MHz	60dB(μV) quasi-peak, 50dB(μV) average
Detector:	Peak for pre-scan (9kHz resolution bandwidth) 0.15M to 30MHz

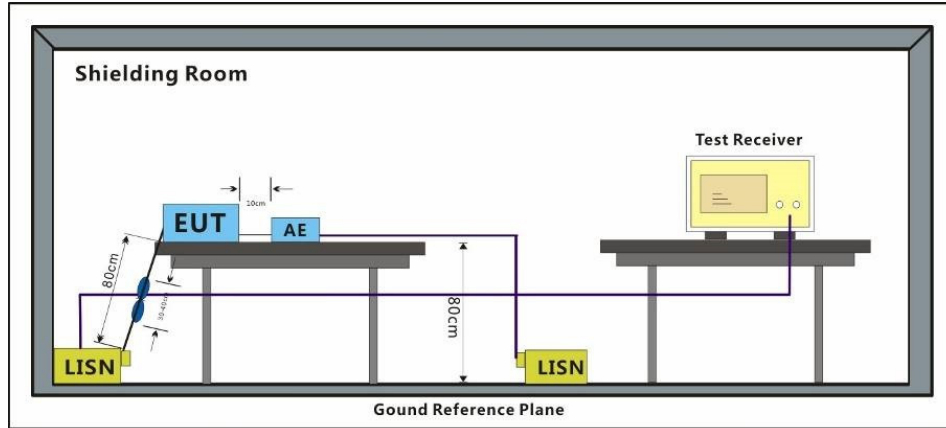
6.1.1 E.U.T. Operation

Operating Environment:			
Temperature:	24.3 °C	Humidity:	63.9 % RH
		Atmospheric Pressure:	1010 mbar

6.1.2 Test Mode Description

Pre-scan / Final test	Mode Code	Description
Pre-scan	00	On mode, keep EUT working normally.
Pre-scan	01	USB1 Play: Keep EUT playing with USB stick.
Pre-scan	02	USB2 Play: Keep EUT playing with USB stick.
Pre-scan	03	USB3 Play: Keep EUT playing with USB stick.
Pre-scan	04	USB4 Play: Keep EUT playing with USB stick.
Pre-scan	05	USB5: Keep EUT connected to an external devices.
Pre-scan	06	USB6: Keep EUT connected to an external devices.
Final test	07	HDMI: Keep EUT working with external HDMI source.
Pre-scan	08	RS-232: Keep EUT connected to an external load via RS-232.
Pre-scan	09	LAN: Keep EUT working via LAN port.
Pre-scan	10	Idle mode, Keep the EUT at standby mode.
Pre-scan	11	Bluetooth mode, Keep the EUT communicate with other Bluetooth devices.
Pre-scan	12	Wifi mode, Keep the EUT communication with router via wifi, exchange data at the same time.

6.1.3 Test Setup Diagram

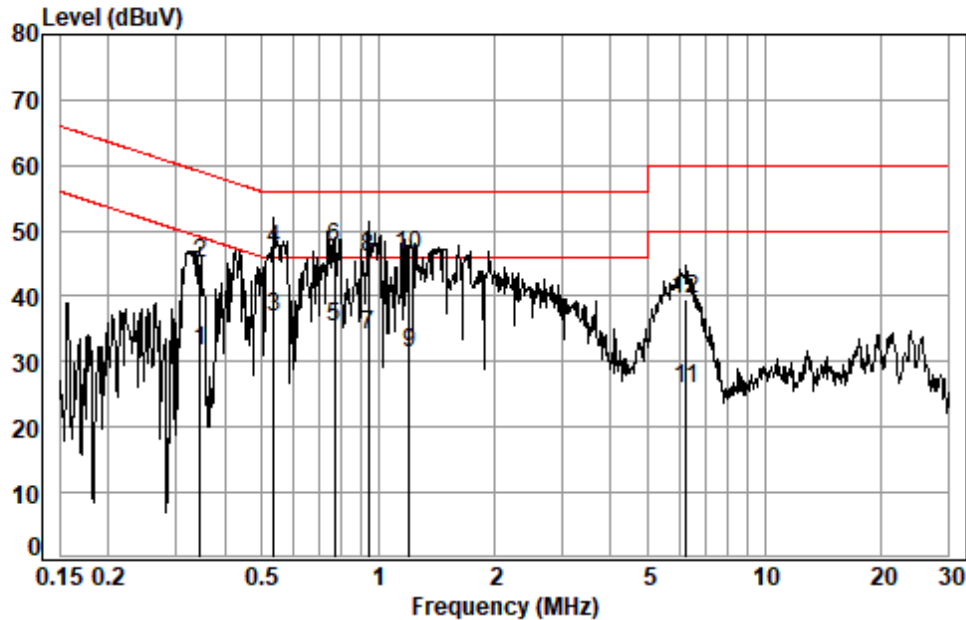


6.1.4 Measurement Procedure and Data

An initial pre-scan was performed with peak detector. Quasi-Peak or Average measurement were performed at the frequencies with maximized peak emission were detected.



Test Mode: 07; Line: Live line

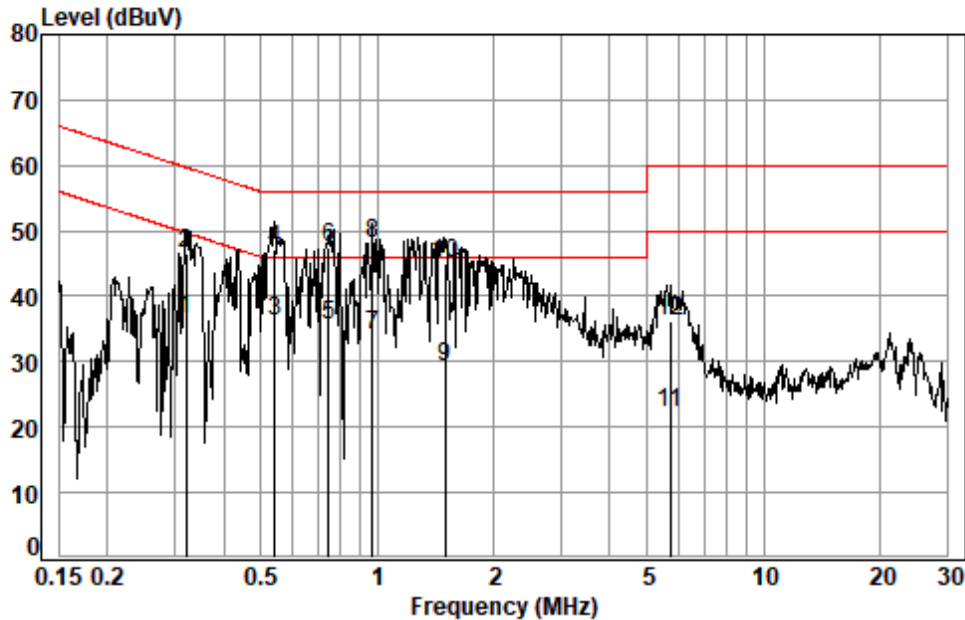


Site : Shielding Room
Condition: Line
Job No. : 02179CR
Test mode: 07

	Freq	Cable Loss	LISN Factor	Read Level	Level	Limit Line	Over Limit	Remark
	MHz	dB	dB	dBuV	dBuV	dBuV	dB	
1	0.3465	0.06	9.67	21.91	31.64	49.05	-17.41	Average
2	0.3465	0.06	9.67	35.23	44.96	59.05	-14.09	QP
3	0.5378	0.08	9.69	27.17	36.94	46.00	-9.06	Average
4	0.5378	0.08	9.69	37.53	47.30	56.00	-8.70	QP
5	0.7711	0.09	9.68	25.47	35.24	46.00	-10.76	Average
6	0.7711	0.09	9.68	37.68	47.45	56.00	-8.55	QP
7	0.9431	0.10	9.68	24.26	34.04	46.00	-11.96	Average
8	0.9431	0.10	9.68	36.10	45.88	56.00	-10.12	QP
9	1.2034	0.11	9.68	21.68	31.47	46.00	-14.53	Average
10	1.2034	0.11	9.68	36.30	46.09	56.00	-9.91	QP
11	6.2520	0.16	9.82	15.81	25.79	50.00	-24.21	Average
12	6.2520	0.16	9.82	29.70	39.68	60.00	-20.32	QP



Test Mode: 07; Line: Neutral Line



Site : Shielding Room
Condition: Neutral
Job No. : 02179CR
Test mode: 07

	Freq	Cable Loss	LISN Factor	Read Level	Level	Limit Line	Over Limit	Remark
	MHz	dB	dB	dBuV	dBuV	dBuV	dB	
1	0.3200	0.06	9.65	26.76	36.47	49.71	-13.24	Average
2	0.3200	0.06	9.65	36.87	46.58	59.71	-13.13	QP
3	0.5436	0.08	9.67	26.54	36.29	46.00	-9.71	Average
4	0.5436	0.08	9.67	37.40	47.15	56.00	-8.85	QP
5	0.7470	0.09	9.67	25.82	35.58	46.00	-10.42	Average
6	0.7470	0.09	9.67	37.67	47.43	56.00	-8.57	QP
7	0.9735	0.10	9.67	24.21	33.98	46.00	-12.02	Average
8	0.9735	0.10	9.67	38.20	47.97	56.00	-8.03	QP
9	1.4953	0.11	9.67	19.29	29.07	46.00	-16.93	Average
10	1.4953	0.11	9.67	35.15	44.93	56.00	-11.07	QP
11	5.7438	0.16	9.79	12.20	22.15	50.00	-27.85	Average
12	5.7438	0.16	9.79	26.20	36.15	60.00	-23.85	QP



6.2 Radiated Emissions (30MHz-1GHz)

Test Requirement: 47 CFR Part 15, Subpart B
Test Method: ANSI C63.4:2014
Measurement Distance: 3m
Limit:

FREQUENCY (MHz)	dBμV/m (At 10m)	dBμV/m (At 3m)
	Class B	Class B
30MHz -88MHz	29.5	40.0
88MHz-216MHz	33.1	43.5
216MHz-960MHz	35.6	46.0
960MHz-1000MHz	43.5	54.0
Detector: Peak for pre-scan (120kHz resolution bandwidth) 30M to 1000MHz		

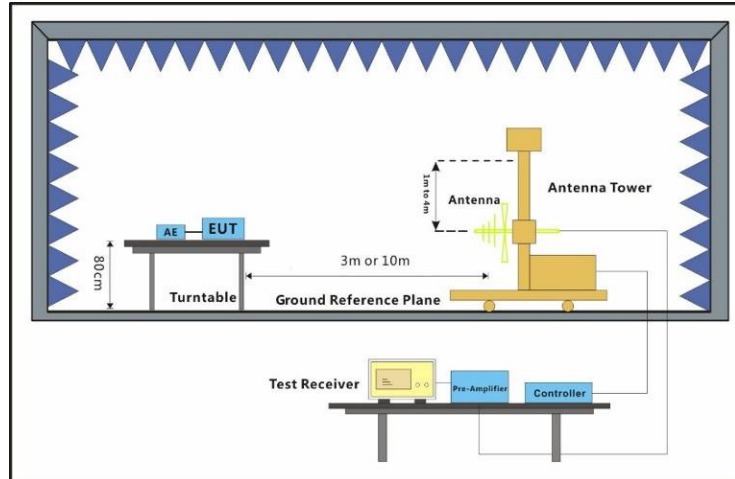
6.2.1 E.U.T. Operation

Operating Environment:
Temperature: 22.5 °C Humidity: 50.3 % RH Atmospheric Pressure: 1010 mbar

6.2.2 Test Mode Description

Pre-scan / Final test	Mode Code	Description
Pre-scan	00	On mode, keep EUT working normally.
Final test	01	USB1 Play: Keep EUT playing with USB stick.
Pre-scan	02	USB2 Play: Keep EUT playing with USB stick.
Pre-scan	03	USB3 Play: Keep EUT playing with USB stick.
Pre-scan	04	USB4 Play: Keep EUT playing with USB stick.
Pre-scan	05	USB5: Keep EUT connected to an external devices.
Pre-scan	06	USB6: Keep EUT connected to an external devices.
Pre-scan	07	HDMI: Keep EUT working with external HDMI source.
Pre-scan	08	RS-232: Keep EUT connected to an external load via RS-232.
Pre-scan	09	LAN: Keep EUT working via LAN port.
Pre-scan	10	Idle mode, Keep the EUT at standby mode.
Pre-scan	11	Bluetooth mode, Keep the EUT communicate with other Bluetooth devices.
Pre-scan	12	Wifi mode, Keep the EUT communication with router via wifi, exchange data at the same time.

6.2.3 Test Setup Diagram

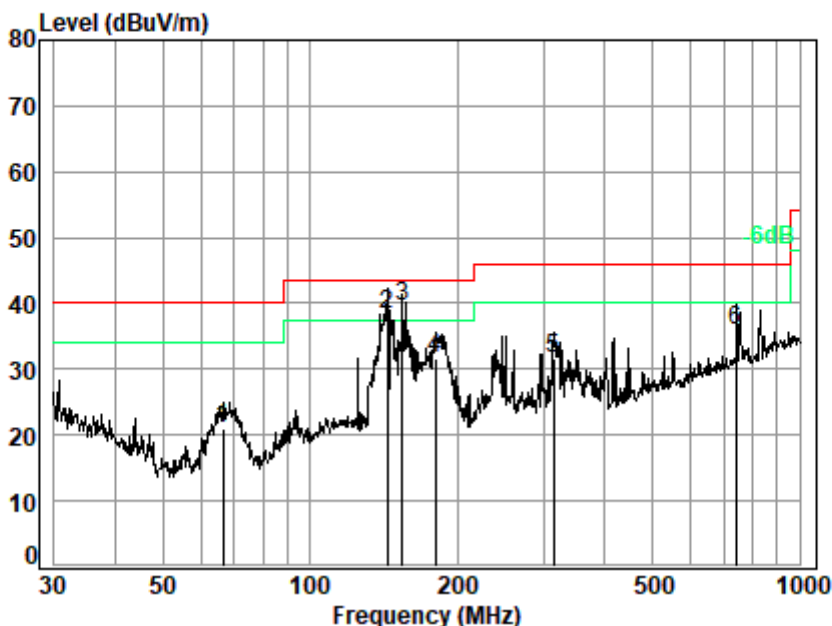


6.2.4 Measurement Procedure and Data

An initial pre-scan was performed in the chamber using the spectrum analyser in peak detection mode. Quasi-peak measurements were conducted based on the peak sweep graph. The EUT was measured by BiConiLog antenna with 2 orthogonal polarities.



Test Mode: 01; Polarity: Horizontal

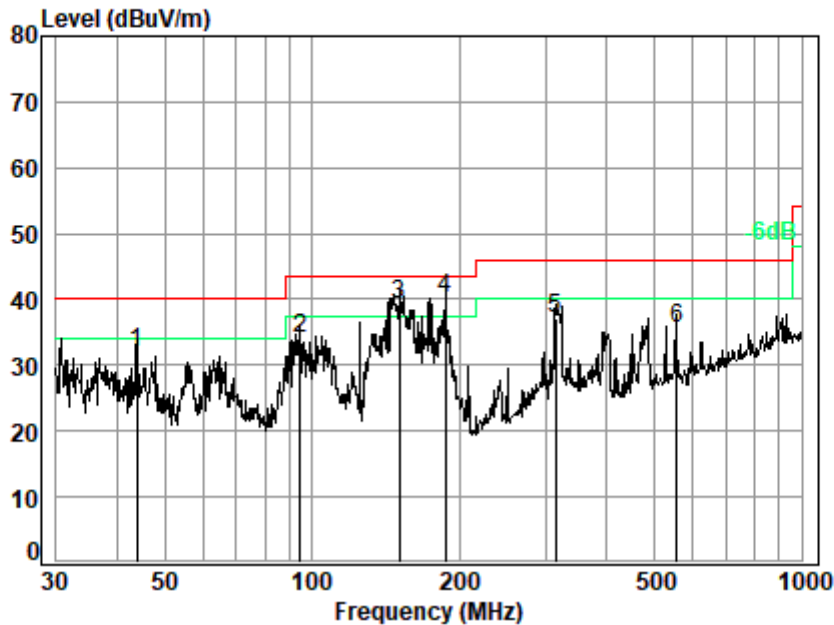


Site : chamber
Condition: 3m HORIZONTAL
Job No. : 02179CR
Test Mode: 01

	Freq	Cable Loss	Ant Factor	Preamplifier Factor	Read Level	Level	Limit Line	Over Limit	Remark
	MHz	dB	dB/m	dB	dBuV	dBuV/m	dBuV/m	dB	
1	66.50	0.80	12.75	27.65	35.09	20.99	40.00	-19.01	QP
2	143.83	1.15	13.91	27.37	50.63	38.32	43.50	-5.18	QP
3	154.28	1.16	15.01	27.32	50.58	39.43	43.50	-4.07	QP
4	180.02	1.18	15.40	27.21	42.25	31.62	43.50	-11.88	QP
5	314.38	2.05	19.58	26.96	36.96	31.63	46.00	-14.37	QP
6	742.26	3.08	27.99	27.83	32.70	35.94	46.00	-10.06	QP



Test Mode: 01; Polarity: Vertical



Site : chamber
Condition: 3m VERTICAL
Job No. : 02179CR
Test Mode: 01

		Cable	Ant	Preamp	Read	Limit	Over	
	Freq	Loss	Factor	Factor	Level	Level	Line	Limit Remark
	MHz	dB	dB/m	dB	dBuV	dBuV/m	dBuV/m	dB
1	43.81	0.70	16.31	27.70	42.55	31.86	40.00	-8.14 QP
2	94.43	1.21	13.56	27.62	46.78	33.93	43.50	-9.57 QP
3	151.07	1.16	14.78	27.33	50.61	39.22	43.50	-4.28 QP
4	187.10	1.19	15.47	27.19	50.66	40.13	43.50	-3.37 QP
5	314.38	2.05	19.58	26.96	42.44	37.11	46.00	-8.89 QP
6	554.83	2.61	25.05	27.99	35.93	35.60	46.00	-10.40 QP



6.3 Radiated Emissions (above 1GHz)

Test Requirement: 47 CFR Part 15, Subpart B
Test Method: ANSI C63.4:2014
Measurement Distance: 3m
Limit:
Above 1GHz 74(dBμV/m) peak, 54(dBμV/m) average
Detector: Peak for pre-scan (1000kHz resolution bandwidth) 1000M to18000MHz

6.3.1 E.U.T. Operation

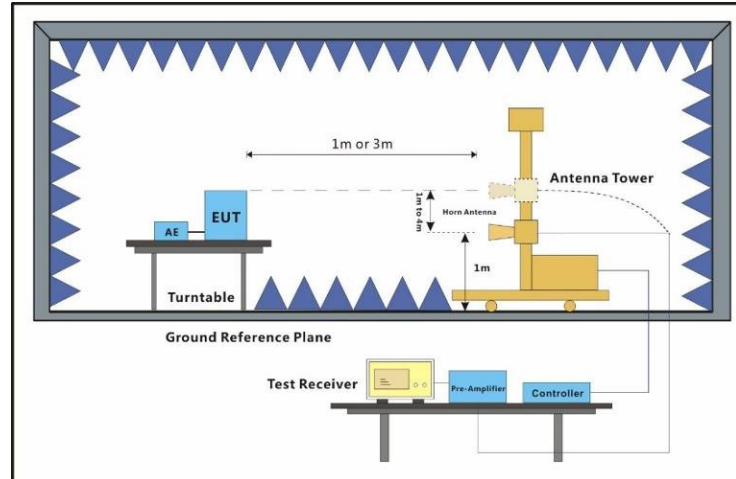
Operating Environment:
Temperature: 22.6 °C Humidity: 53.1 % RH Atmospheric Pressure: 1010 mbar

6.3.2 Test Mode Description

Pre-scan / Final test	Mode Code	Description
Final test	00	On mode, keep EUT working normally.
Pre-scan	01	USB1 Play: Keep EUT playing with USB stick.
Pre-scan	02	USB2 Play: Keep EUT playing with USB stick.
Pre-scan	03	USB3 Play: Keep EUT playing with USB stick.
Pre-scan	04	USB4 Play: Keep EUT playing with USB stick.
Pre-scan	05	USB5: Keep EUT connected to an external devices.
Pre-scan	06	USB6: Keep EUT connected to an external devices.
Pre-scan	07	HDMI: Keep EUT working with external HDMI source.
Pre-scan	08	RS-232: Keep EUT connected to an external load via RS-232.
Pre-scan	09	LAN: Keep EUT working via LAN port.
Pre-scan	10	Idle mode, Keep the EUT at standby mode.
Pre-scan	11	Bluetooth mode, Keep the EUT communicate with other Bluetooth devices.
Pre-scan	12	Wifi mode, Keep the EUT communication with router via wifi, exchange data at the same time.



6.3.3 Test Setup Diagram

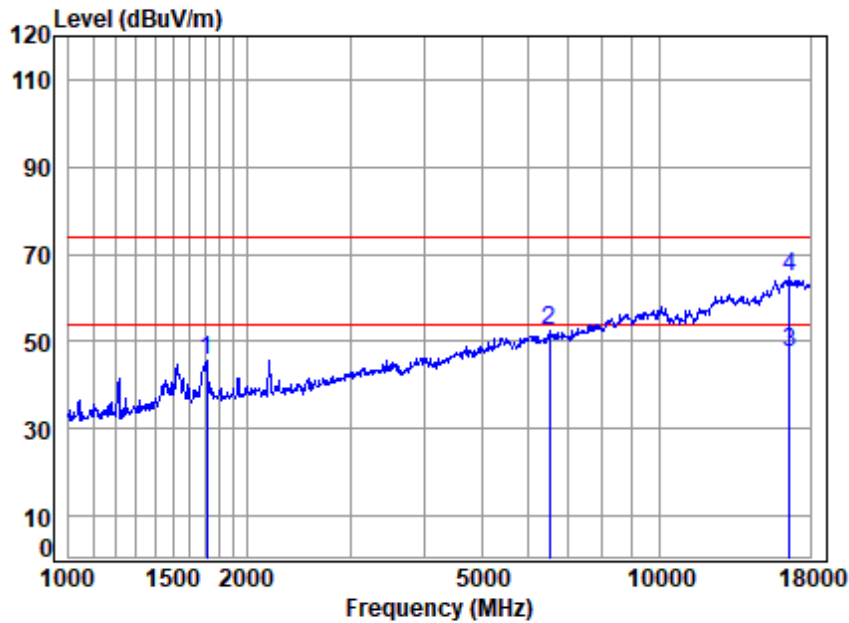


6.3.4 Measurement Procedure and Data

An initial pre-scan was performed in the chamber using the spectrum analyser in peak detection mode. Average measurements were conducted based on the peak sweep graph. The EUT was measured by Horn antenna with 2 orthogonal polarities.



Test Mode: 00; Polarity: Horizontal

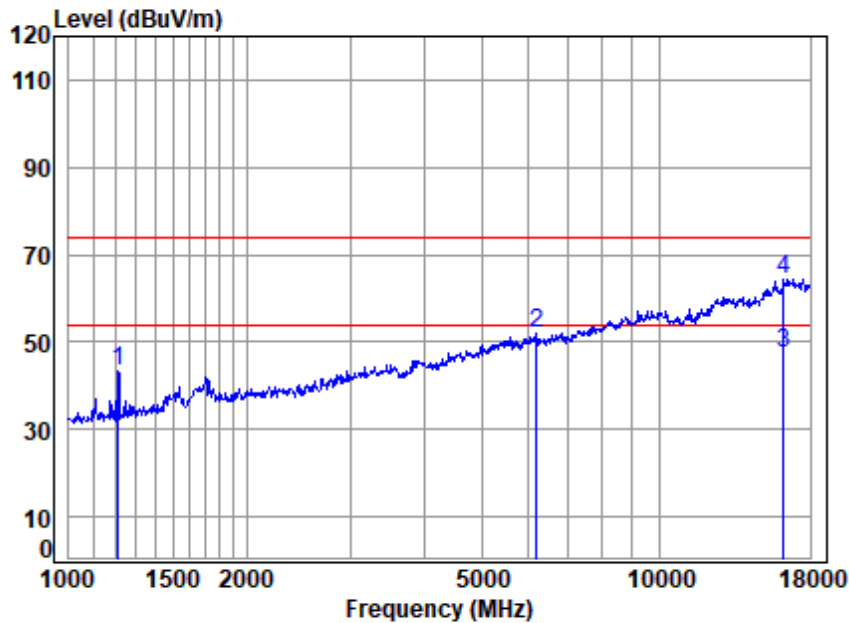


Site : chamber
Condition: 3m HORIZONTAL
Job No : 02179R
Mode : 00
Note :

	Freq	Cable Loss	Ant Factor	Preamp Factor	Read Level	Level	Limit Line	Over Limit	Remark
	MHz	dB	dB/m	dB	dBuV	dBuV/m	dBuV/m	dB	
1	1711.909	3.44	26.72	40.07	55.48	45.57	74.00	-28.43	Peak
2	6507.536	8.28	35.60	42.03	50.46	52.31	74.00	-21.69	Peak
3	16600.640	14.69	42.28	40.44	30.89	47.42	54.00	-6.58	Average
4	16600.640	14.69	42.28	40.44	48.23	64.76	74.00	-9.24	Peak



Test Mode: 00; Polarity: Vertical



Site : chamber
Condition: 3m VERTICAL
Job No : 02179R
Mode : 00
Note :

	Freq	Cable Loss	Ant Factor	Preamp Factor	Read Level	Level	Limit Line	Over Limit	Remark
	MHz	dB	dB/m	dB	dBuV	dBuV/m	dBuV/m	dB	
1	1213.677	2.79	24.65	39.77	55.90	43.57	74.00	-30.43	Peak
2	6195.508	8.27	35.30	42.25	50.49	51.81	74.00	-22.19	Peak
3	16221.190	14.45	41.54	40.54	32.12	47.57	54.00	-6.43	Average
4	16221.190	14.45	41.54	40.54	49.04	64.49	74.00	-9.51	Peak



7 Test Setup Photo


Conducted Emissions at Mains Terminals (150kHz-30MHz)



Radiated Emissions (30MHz-1GHz)



Radiated Emissions (above 1GHz)



8 EUT Constructional Details (EUT Photos)

Refer to external and internal photos for SZEM2103002179CR

- End of the Report -

