

#### 7.4 Radiated Emissions which fall in the restricted bands

Test Requirement 47 CFR Part 15, Subpart C 15.209 & 15.407(b)  
Test Method: KDB 789033 D02 II G  
Measurement Distance: 3m

Limit:		
For transmitters operating in the 5.15-5.25 GHz band:	All emissions outside of the 5.15-5.35 GHz band shall not exceed an e.i.r.p. of -27 dBm/MHz (68.2dBuV/m).	
For transmitters operating in the 5.25-5.35 GHz band:	All emissions outside of the 5.15-5.35 GHz band shall not exceed an e.i.r.p. of -27 dBm/MHz (68.2dBuV/m).	
For transmitters operating in the 5.47-5.725 GHz band:	All emissions outside of the 5.47-5.725 GHz band shall not exceed an e.i.r.p. of -27 dBm/MHz (68.2dBuV/m).	
For transmitters operating in the 5.725-5.85 GHz band:	(i) All emissions shall be limited to a level of -27 dBm/MHz (68.2dBuV/m) at 75 MHz or more above or below the band edge increasing linearly to 10 dBm/MHz (105.2dBuV/m) at 25 MHz above or below the band edge, and from 25 MHz above or below the band edge increasing linearly to a level of 15.6 dBm/MHz (110.8dBuV/m) at 5 MHz above or below the band edge, and from 5 MHz above or below the band edge increasing linearly to a level of 27 dBm/MHz (122.2dBuV/m) at the band edge.	
<b>Frequency(MHz)</b>	<b>Field strength(microvolts/meter)</b>	<b>Measurement distance(meters)</b>
0.009-0.490	2400/F(kHz)	300
0.490-1.705	24000/F(kHz)	30
1.705-30.0	30	30
30-88	100	3
88-216	150	3
216-960	200	3
Above 960	500	3

Remark: The emission limits shown in the above table are based on measurements employing a CISPR quasi-peak detector except for the frequency bands 9-90kHz, 110-490kHz and above 1000 MHz. Radiated emission limits in these three bands are based on measurements employing an average detector, the peak field strength of any emission shall not exceed the maximum permitted average limits specified above by more than 20 dB under any condition of modulation.

##### 7.4.1 E.U.T. Operation

Operating Environment:  
Temperature: 21.6 °C Humidity: 53.8 % RH Atmospheric Pressure: 1010 mbar

##### 7.4.2 Test Mode Description

Pre-scan / Final test	Mode Code	Description
Pre-scan	14	TX mode (U-NII-1)_Keep the EUT in continuously transmitting mode with all modulation types. All data rates for each modulation type have been tested and



Unless otherwise agreed in writing, this document is issued by the Company subject to its General Conditions of Service printed overleaf, available on request or accessible at <http://www.sgs.com/en/Terms-and-Conditions.aspx> and, for electronic format documents, subject to Terms and Conditions for Electronic Documents at <http://www.sgs.com/en/Terms-and-Conditions/Terms-e-Documents.aspx>. Attention is drawn to the limitation of liability, indemnification and jurisdiction issues defined therein. Any holder of this document is advised that information contained hereon reflects the Company's findings at the time of its intervention only and within the limits of Client's instructions, if any. The Company's sole responsibility is to its Client and this document does not exonerate parties to a transaction from exercising all their rights and obligations under the transaction documents. This document cannot be reproduced except in full, without prior written approval of the Company. Any unauthorized alteration, forgery or falsification of the content or appearance of this document is unlawful and offenders may be prosecuted to the fullest extent of the law. Unless otherwise stated the results shown in this test report refer only to the sample(s) tested and such sample(s) are retained for 30 days only.  
Attention: To check the authenticity of testing / inspection report & certificate, please contact us at telephone: (86-755) 83071443, or email: [CN.Doccheck@sgs.com](mailto:CN.Doccheck@sgs.com)  
No.1 Workshop, M-10, Middle Section, Science & Technology Park, Shenzhen, China 518057 t (86-755) 26012053 f (86-755) 26710594 www.ssgsgroup.com.cn  
中国·深圳·科技园中区M-10栋一号厂房 邮编: 518057 t (86-755) 26012053 f (86-755) 26710594 sgs.china@sgs.com

		found the data rate @ 6Mbps is the worst case of IEEE 802.11a; data rate @ HT0/HT8 is the worst case of IEEE 802.11n(HT20); data rate @ HT0/HT8 is the worst case of IEEE 802.11n(HT40); data rate @ VHT0 is the worst case of IEEE 802.11ac(HT80); data rate @ VHT0 is the worst case of IEEE 802.11ac(HT160); data rate @ HE0 is the worst case of IEEE 802.11ax(HT20); data rate @ HE0 is the worst case of IEEE 802.11ax(HT40); data rate @ HE0 is the worst case of IEEE 802.11ax(HT80); data rate @ HE0 is the worst case of IEEE 802.11ax(HT160). Only the data of worst case is recorded in the report.
Pre-scan	15	TX mode (U-NII-2A)_Keep the EUT in continuously transmitting mode with all modulation types. All data rates for each modulation type have been tested and found the data rate @ 6Mbps is the worst case of IEEE 802.11a; data rate @ HT0/HT8 is the worst case of IEEE 802.11n(HT20); data rate @ HT0/HT8 is the worst case of IEEE 802.11n(HT40); data rate @ VHT0 is the worst case of IEEE 802.11ac(HT80); data rate @ HE0 is the worst case of IEEE 802.11ax(HT20); data rate @ HE0 is the worst case of IEEE 802.11ax(HT40); data rate @ HE0 is the worst case of IEEE 802.11ax(HT80). Only the data of worst case is recorded in the report.
Pre-scan	16	TX mode (U-NII-2C)_Keep the EUT in continuously transmitting mode with all modulation types. All data rates for each modulation type have been tested and found the data rate @ 6Mbps is the worst case of IEEE 802.11a; data rate @ HT0/HT8 is the worst case of IEEE 802.11n(HT20); data rate @ HT0/HT8 is the worst case of IEEE 802.11n(HT40); data rate @ VHT0 is the worst case of IEEE 802.11ac(HT80); data rate @ VHT0 is the worst case of IEEE 802.11ac(HT160); data rate @ HE0 is the worst case of IEEE 802.11ax(HT20); data rate @ HE0 is the worst case of IEEE 802.11ax(HT40); data rate @ HE0 is the worst case of IEEE 802.11ax(HT80); data rate @ HE0 is the worst case of IEEE 802.11ax(HT160). Only the data of worst case is recorded in the report.
Pre-scan	17	TX mode (U-NII-3)_Keep the EUT in continuously transmitting mode with all modulation types. All data rates for each modulation type have been tested and found the data rate @ 6Mbps is the worst case of IEEE 802.11a; data rate @ HT0/HT8 is the worst case of IEEE 802.11n(HT20); data rate @ HT0/HT8 is the worst case of IEEE 802.11n(HT40); data rate @ VHT0 is the worst case of IEEE 802.11ac(HT80); data rate @ HE0 is the worst case of IEEE 802.11ax(HT20); data rate @ HE0 is the worst case of IEEE 802.11ax(HT40); data rate @ HE0 is the worst case of IEEE 802.11ax(HT80). Only the data of worst case is recorded in the report.
Final test	18	Charge + TX mode (U-NII-1)_Keep the EUT in charging and continuously transmitting mode with all modulation types. All data rates for each modulation type have been tested and found the data rate @ 6Mbps is the worst case of IEEE 802.11a; data rate @ HT0/HT8 is the worst case of IEEE 802.11n(HT20); data rate @ HT0/HT8 is the worst case of IEEE 802.11n(HT40); data rate @ VHT0 is the worst case of IEEE 802.11ac(HT80); data rate @ VHT0 is the worst case of IEEE 802.11ac(HT160); data rate @ HE0 is the worst case of IEEE 802.11ax(HT20); data rate @ HE0 is the worst case of IEEE 802.11ax(HT40); data rate @ HE0 is the worst case of IEEE 802.11ax(HT80); data rate @ HE0 is the worst case of IEEE 802.11ax(HT160). Only the data of worst case is recorded in the report.
Final test	19	Charge + TX mode (U-NII-2A)_Keep the EUT in charging and continuously transmitting mode with all modulation types. All data rates for each modulation type have been tested and found the data rate @ 6Mbps is the worst case of IEEE 802.11a; data rate @ HT0/HT8 is the worst case of IEEE 802.11n(HT20); data rate @ HT0/HT8 is the worst case of IEEE 802.11n(HT40); data rate @ VHT0 is the worst case of IEEE 802.11ac(HT80); data rate @ HE0 is the worst case of IEEE 802.11ax(HT20); data rate @ HE0 is the worst case of IEEE 802.11ax(HT40); data rate @ HE0 is the worst case of IEEE 802.11ax(HT80); data rate @ HE0 is the worst case of IEEE 802.11ax(HT160). Only the data of worst case is recorded in the report.

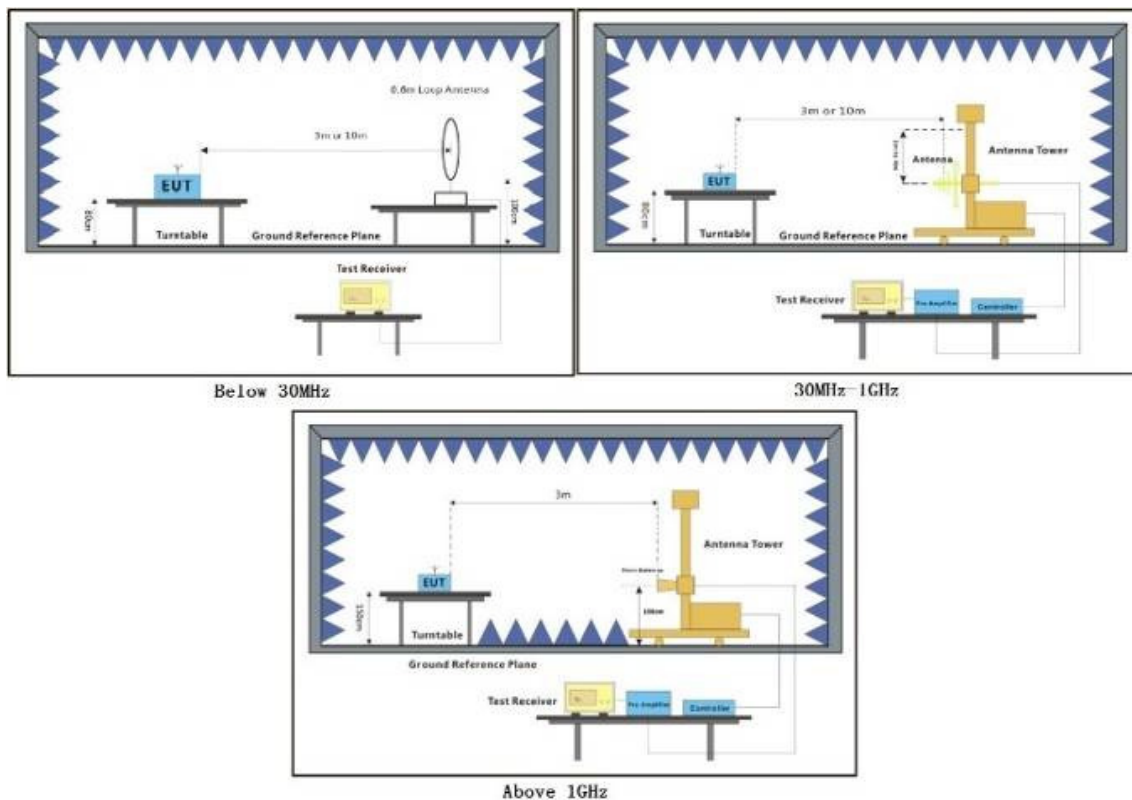


Unless otherwise agreed in writing, this document is issued by the Company subject to its General Conditions of Service printed overleaf, available on request or accessible at <http://www.sgs.com/en/Terms-and-Conditions.aspx> and, for electronic format documents, subject to Terms and Conditions for Electronic Documents at <http://www.sgs.com/en/Terms-and-Conditions/Terms-e-Documents.aspx>. Attention is drawn to the limitation of liability, indemnification and jurisdiction issues defined therein. Any holder of this document is advised that information contained hereon reflects the Company's findings at the time of its intervention only and within the limits of Client's instructions, if any. The Company's sole responsibility is to its Client and this document does not exonerate parties to a transaction from exercising all their rights and obligations under the transaction documents. This document cannot be reproduced except in full, without prior written approval of the Company. Any unauthorized alteration, forgery or falsification of the content or appearance of this document is unlawful and offenders may be prosecuted to the fullest extent of the law. Unless otherwise stated the results shown in this test report refer only to the sample(s) tested and such sample(s) are retained for 30 days only.

Attention: To check the authenticity of testing / inspection report & certificate, please contact us at telephone: (86-755) 8307 1443, or email: [CN.QCcheck@sgs.com](mailto:CN.QCcheck@sgs.com)  
 No.1 Workshop, M-10, Middle Section, Science & Technology Park, Shenzhen, China 518057 t (86-755) 26012053 f (86-755) 26710594 www.sgs.com.cn  
 中国·深圳·科技园中区M-10栋一号厂房 邮编: 518057 t (86-755) 26012053 f (86-755) 26710594 sgs.china@sgs.com

		rate @ HE0 is the worst case of IEEE 802.11ax(HT80). Only the data of worst case is recorded in the report.
Final test	20	Charge + TX mode (U-NII-2C)_Keep the EUT in charging and continuously transmitting mode with all modulation types.All data rates for each modulation type have been tested and found the data rate @ 6Mbps is the worst case of IEEE 802.11a; data rate @ HT0/HT8 is the worst case of IEEE 802.11n(HT20); data rate @ HT0/HT8 is the worst case of IEEE 802.11n(HT40); data rate @ VHT0 is the worst case of IEEE 802.11ac(HT80); data rate @ VHT0 is the worst case of IEEE 802.11ac(HT160); data rate @ HE0 is the worst case of IEEE 802.11ax(HT20); data rate @ HE0 is the worst case of IEEE 802.11ax(HT40); data rate @ HE0 is the worst case of IEEE 802.11ax(HT80); data rate @ HE0 is the worst case of IEEE 802.11ax(HT160). Only the data of worst case is recorded in the report.
Final test	21	Charge + TX mode (U-NII-3)_Keep the EUT in charging and continuously transmitting mode with all modulation types.All data rates for each modulation type have been tested and found the data rate @ 6Mbps is the worst case of IEEE 802.11a; data rate @ HT0/HT8 is the worst case of IEEE 802.11n(HT20); data rate @ HT0/HT8 is the worst case of IEEE 802.11n(HT40); data rate @ VHT0 is the worst case of IEEE 802.11ac(HT80); data rate @ HE0 is the worst case of IEEE 802.11ax(HT20); data rate @ HE0 is the worst case of IEEE 802.11ax(HT40); data rate @ HE0 is the worst case of IEEE 802.11ax(HT80). Only the data of worst case is recorded in the report.

### 7.4.3 Test Setup Diagram





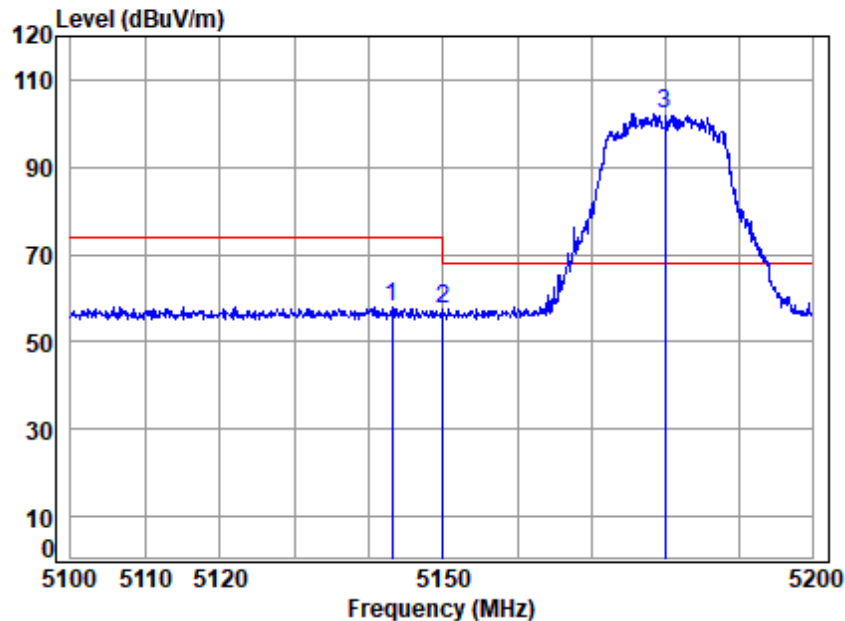
#### 7.4.4 Measurement Procedure and Data

- a. For below 1GHz, the EUT was placed on the top of a rotating table 0.8 meters above the ground at a 3 or 10 meter semi-anechoic chamber. The table was rotated 360 degrees to determine the position of the highest radiation.
- b. For above 1GHz, the EUT was placed on the top of a rotating table 1.5 meters above the ground at a 3 meter fully-anechoic chamber. The table was rotated 360 degrees to determine the position of the highest radiation.
- c. The EUT was set 3 or 10 meters away from the interference-receiving antenna, which was mounted on the top of a variable-height antenna tower.
- d. The antenna height is varied from one meter to four meters above the ground to determine the maximum value of the field strength. Both horizontal and vertical polarizations of the antenna are set to make the measurement.
- e. For each suspected emission, the EUT was arranged to its worst case and then the antenna was tuned to heights from 1 meter to 4 meters (for the test frequency of below 30MHz, the antenna was tuned to heights 1 meter) and the rotatable table was turned from 0 degrees to 360 degrees to find the maximum reading.
- f. The test-receiver system was set to Peak Detect Function and Specified Bandwidth with Maximum Hold Mode.
- g. If the emission level of the EUT in peak mode was 10dB lower than the limit specified, then testing could be stopped and the peak values of the EUT would be reported. Otherwise the emissions that did not have 10dB margin would be re-tested one by one using peak, quasi-peak or average method as specified and then reported in a data sheet.
- h. Test the EUT in the lowest channel, the middle channel, the Highest channel.
- i. The radiation measurements are performed in X, Y, Z axis positioning for Transmitting mode, and found the X axis positioning which it is the worst case.
- j. Repeat above procedures until all frequencies measured was complete.

Remark: Level= Read Level+ Cable Loss+ Antenna Factor- Preamp Factor

5) Pretest the EUT at antenna 1 and antenna 2, found the antenna 1 which is worst case for 802.11a mode; Pretest the EUT at antenna 1, antenna 2 and MIMO mode, found the MIMO mode which is worst case for 802.11n HT20/HT40, 802.11ac HT80/HT160, 802.11ax HT20/HT40/HT80 and 802.11ax HT160 mode; All 802.11a/n/ac/ax HT20, HT40, HT80 and HT160 modes were tested, only the worst test data is recorded in the report.

Test Mode: 18; Polarity: Horizontal; Modulation:802.11a; Bandwidth:20MHz; Channel:Low

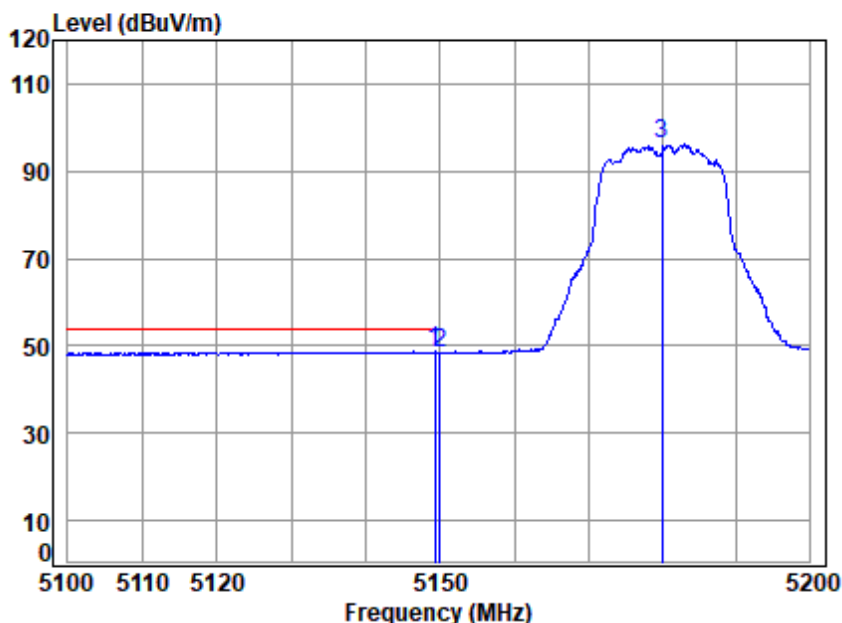


Site : chamber  
Condition: 3m HORIZONTAL  
Job No : 00984CR  
Mode : 5180 Band edge  
: 5G WIFI 11A

		Cable	Ant	Preamp	Read		Limit	Over	
Freq		Loss	Factor	Factor	Level	Level	Line	Limit	Remark
MHz		dB	dB/m	dB	dBuV	dBuV/m	dBuV/m	dB	
1	5143.062	7.56	34.32	42.32	58.59	58.15	74.00	-15.85	peak
2	5149.980	7.57	34.32	42.32	57.96	57.53	74.00	-16.47	peak
3 *	5180.000	7.63	34.35	42.32	102.51	102.17	68.20	33.97	peak



Test Mode: 18; Polarity: Horizontal; Modulation:802.11a; Bandwidth:20MHz; Channel:Low

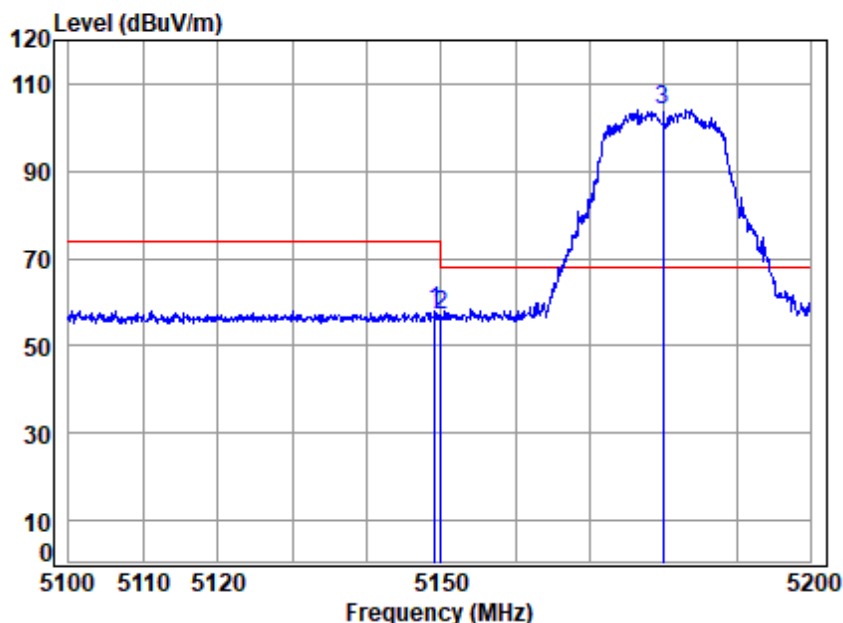


Site : chamber  
Condition: 3m HORIZONTAL  
Job No : 00984CR  
Mode : 5180 Band edge  
: 5G WIFI 11A

		Cable	Ant	Preamp	Read	Limit	Over	
Freq		Loss	Factor	Factor	Level	Level	Line	Limit Remark
MHz		dB	dB/m	dB	dBuV	dBuV/m	dBuV/m	dB
1	5149.257	7.57	34.32	42.32	49.07	48.64	54.00	-5.36 Average
2	5149.980	7.57	34.32	42.32	48.89	48.46	54.00	-5.54 Average
3	5180.000	7.63	34.35	42.32	96.43	96.09	-----	----- Average



Test Mode: 18; Polarity: Vertical; Modulation:802.11a; Bandwidth:20MHz; Channel:Low



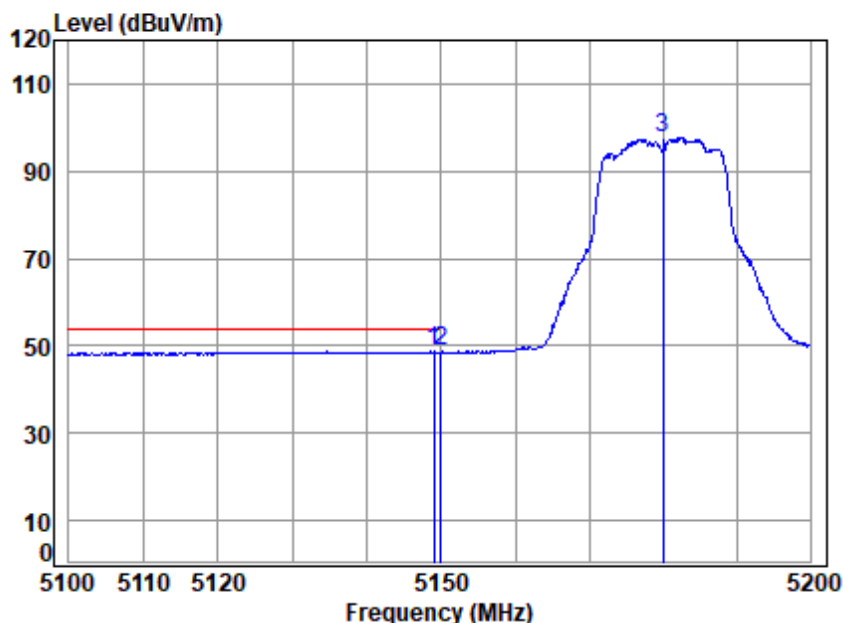
Site : chamber  
Condition: 3m VERTICAL  
Job No : 00984CR  
Mode : 5180 Band edge  
: 5G WIFI 11A

		Cable	Ant	Preamp	Read		Limit	Over	
Freq		Loss	Factor	Factor	Level	Level	Line	Limit	Remark
MHz		dB	dB/m	dB	dBuV	dBuV/m	dBuV/m	dB	
1	5149.157	7.57	34.32	42.32	58.58	58.15	74.00	-15.85	Peak
2	5149.980	7.57	34.32	42.32	57.66	57.23	74.00	-16.77	Peak
3 *	5180.000	7.63	34.35	42.32	104.47	104.13	68.20	35.93	Peak





Test Mode: 18; Polarity: Vertical; Modulation:802.11a; Bandwidth:20MHz; Channel:Low



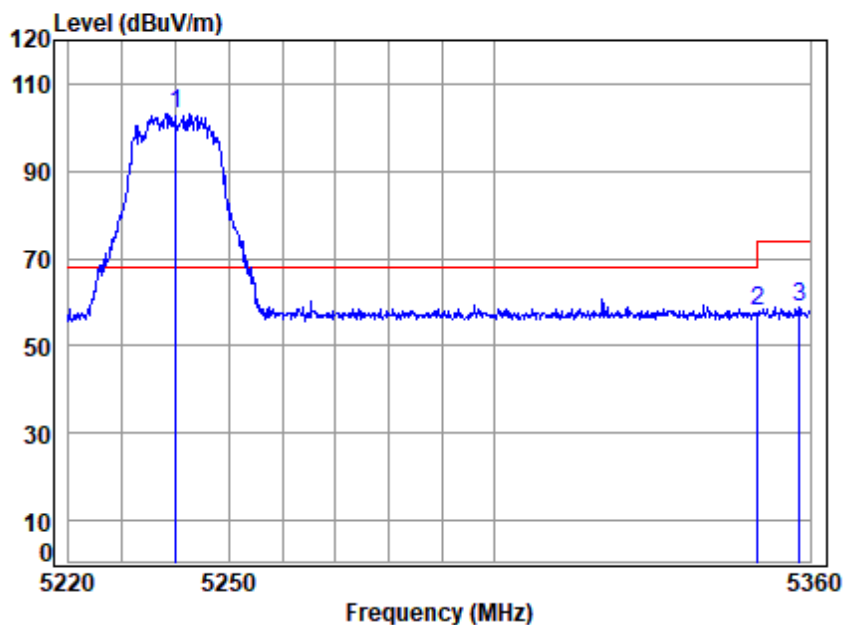
Site : chamber  
Condition: 3m VERTICAL  
Job No : 00984CR  
Mode : 5180 Band edge  
: 5G WIFI 11A

		Cable	Ant	Preamp	Read	Limit	Over	
Freq		Loss	Factor	Factor	Level	Level	Line	Limit Remark
MHz		dB	dB/m	dB	dBuV	dBuV/m	dBuV/m	dB
1	5149.057	7.57	34.32	42.32	49.03	48.60	54.00	-5.40 Average
2	5149.980	7.57	34.32	42.32	49.15	48.72	54.00	-5.28 Average
3	5180.000	7.63	34.35	42.32	97.97	97.63	-----	----- Average





Test Mode: 18; Polarity: Horizontal; Modulation:802.11a; Bandwidth:20MHz; Channel:High

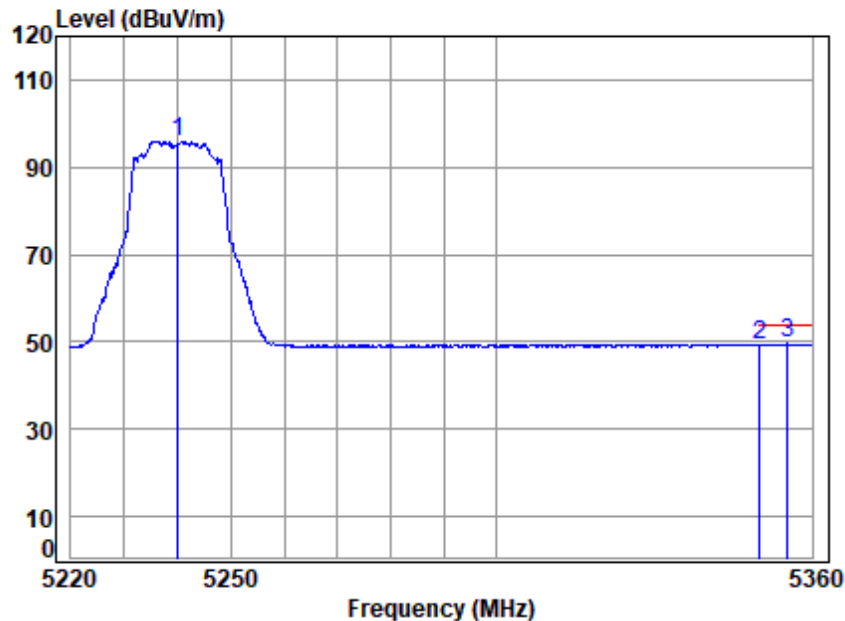


Site : chamber  
Condition: 3m HORIZONTAL  
Job No : 00984CR  
Mode : 5240 Band edge  
: 5G WIFI 11A

	Cable	Ant	Preamp	Read		Limit	Over	
Freq	Loss	Factor	Factor	Level	Level	Line	Limit	Remark
MHz	dB	dB/m	dB	dBuV	dBuV/m	dBuV/m	dB	
1 * 5240.000	7.73	34.40	42.33	103.31	103.11	68.20	34.91	peak
2 5350.020	7.92	34.48	42.34	57.76	57.82	74.00	-16.18	peak
3 5358.014	7.94	34.49	42.34	58.95	59.04	74.00	-14.96	peak



Test Mode: 18; Polarity: Horizontal; Modulation:802.11a; Bandwidth:20MHz; Channel:High

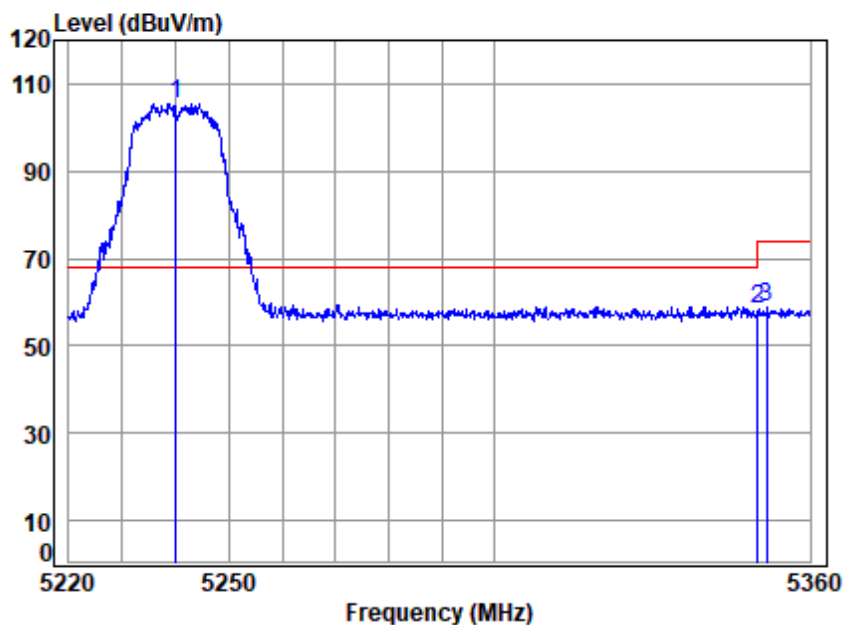


Site : chamber  
Condition: 3m HORIZONTAL  
Job No : 00984CR  
Mode : 5240 Band edge  
: 5G WIFI 11A

		Cable	Ant	Preamp	Read	Limit	Over	
	Freq	Loss	Factor	Factor	Level	Level	Line	Limit Remark
	MHz	dB	dB/m	dB	dBuV	dBuV/m	dBuV/m	dB
1	5240.000	7.73	34.40	42.33	96.23	96.03	-----	----- Average
2	5350.020	7.92	34.48	42.34	49.24	49.30	54.00	-4.70 Average
3	5355.321	7.93	34.49	42.34	49.46	49.54	54.00	-4.46 Average



Test Mode: 18; Polarity: Vertical; Modulation:802.11a; Bandwidth:20MHz; Channel:High

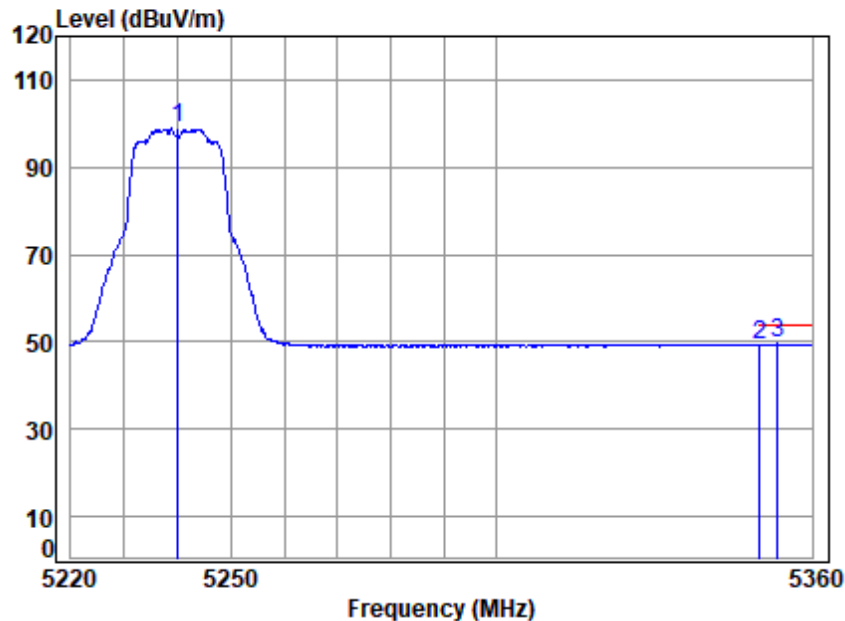


Site : chamber  
Condition: 3m VERTICAL  
Job No : 00984CR  
Mode : 5240 Band edge  
: 5G WIFI 11A

	Cable	Ant	Preamp	Read		Limit	Over	
Freq	Loss	Factor	Factor	Level	Level	Line	Limit	Remark
MHz	dB	dB/m	dB	dBuV	dBuV/m	dBuV/m	dB	
1 * 5240.000	7.73	34.40	42.33	105.72	105.52	68.20	37.32	Peak
2 5350.020	7.92	34.48	42.34	58.48	58.54	74.00	-15.46	Peak
3 5351.778	7.93	34.49	42.34	58.88	58.96	74.00	-15.04	Peak



Test Mode: 18; Polarity: Vertical; Modulation:802.11a; Bandwidth:20MHz; Channel:High



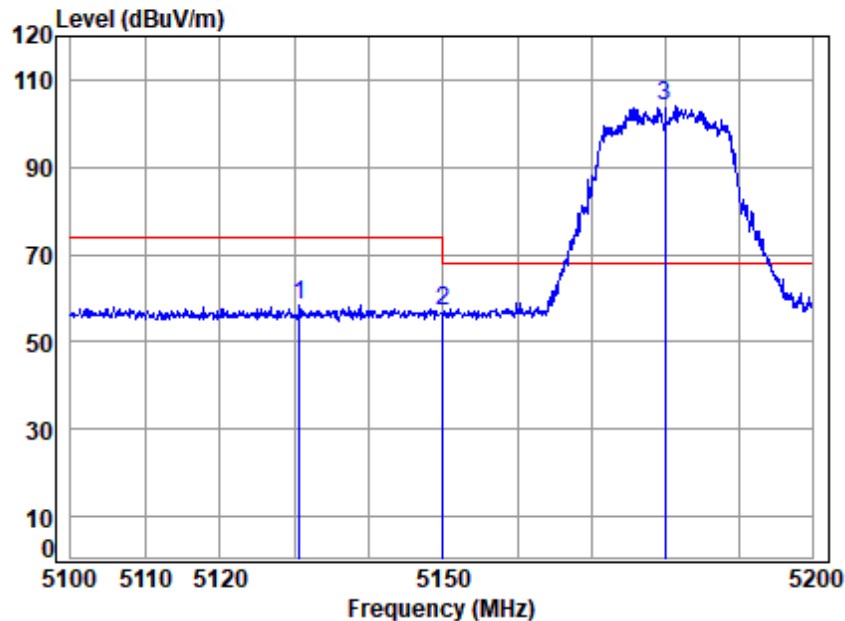
Site : chamber  
Condition: 3m VERTICAL  
Job No : 00984CR  
Mode : 5240 Band edge  
: 5G WIFI 11A

		Cable	Ant	Preamp	Read	Limit	Over	
Freq		Loss	Factor	Factor	Level	Level	Line	Limit Remark
MHz		dB	dB/m	dB	dBuV	dBuV/m	dBuV/m	dB
1	5240.000	7.73	34.40	42.33	99.09	98.89	-----	----- Average
2	5350.020	7.92	34.48	42.34	49.22	49.28	54.00	-4.72 Average
3	5353.479	7.93	34.49	42.34	49.48	49.56	54.00	-4.44 Average





Test Mode: 18; Polarity: Horizontal; Modulation:802.11n; Bandwidth:20MHz; Channel:Low

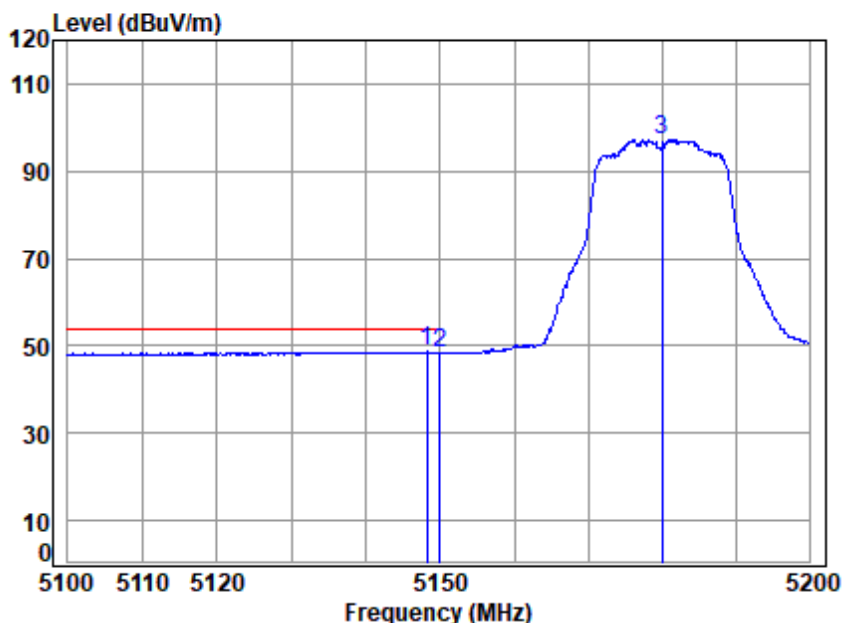


Site : chamber  
Condition: 3m HORIZONTAL  
Job No : 00984CR  
Mode : 5180 Band edge  
: 5G WIFI 11N20

		Cable	Ant	Preamp	Read		Limit	Over	
Freq		Loss	Factor	Factor	Level	Level	Line	Limit	Remark
MHz		dB	dB/m	dB	dBuV	dBuV/m	dBuV/m	dB	
1	5130.693	7.54	34.31	42.31	58.76	58.30	74.00	-15.70	peak
2	5149.980	7.57	34.32	42.32	57.40	56.97	74.00	-17.03	peak
3 *	5180.000	7.63	34.35	42.32	104.59	104.25	68.20	36.05	peak



Test Mode: 18; Polarity: Horizontal; Modulation:802.11n; Bandwidth:20MHz; Channel:Low

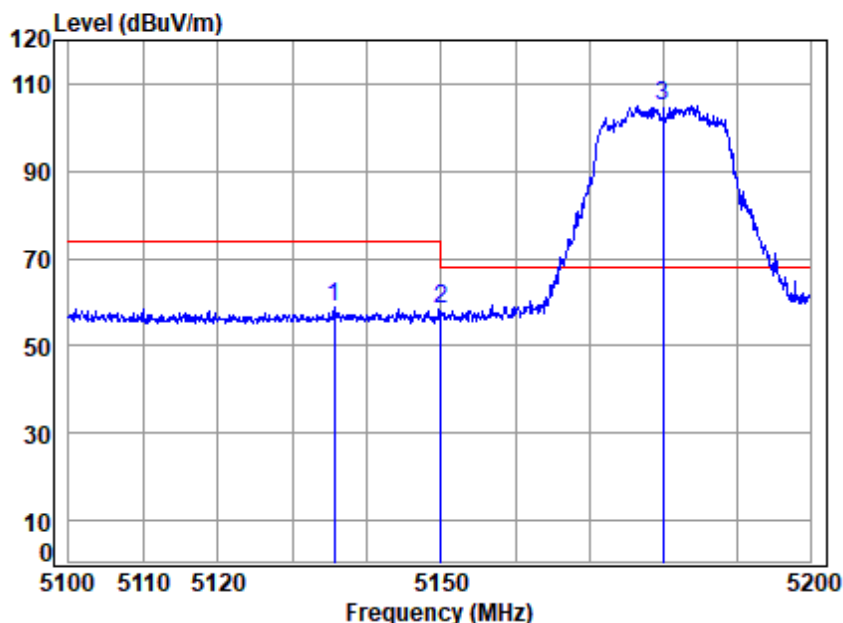


Site : chamber  
Condition: 3m HORIZONTAL  
Job No : 00984CR  
Mode : 5180 Band edge  
: 5G WIFI 11N20

		Cable	Ant	Preamp	Read	Limit	Over	
Freq		Loss	Factor	Factor	Level	Line	Limit	Remark
MHz		dB	dB/m	dB	dBuV	dBuV/m	dBuV/m	dB
1	5148.257	7.57	34.32	42.32	49.11	48.68	54.00	-5.32 Average
2	5149.980	7.57	34.32	42.32	48.83	48.40	54.00	-5.60 Average
3	5180.000	7.63	34.35	42.32	97.56	97.22	-----	----- Average



Test Mode: 18; Polarity: Vertical; Modulation:802.11n; Bandwidth:20MHz; Channel:Low

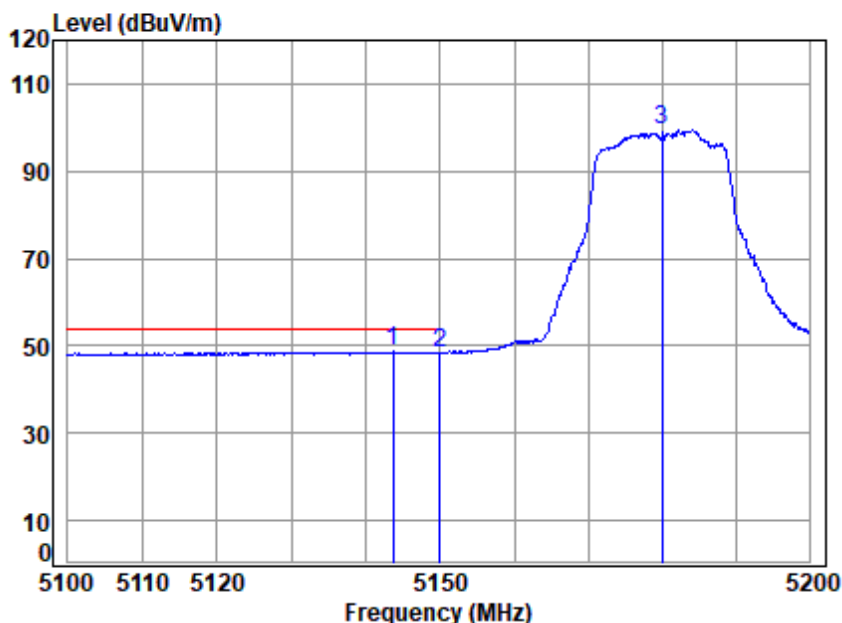


Site : chamber  
Condition: 3m VERTICAL  
Job No : 00984CR  
Mode : 5180 Band edge  
: 5G WIFI 11N20

		Cable	Ant	Preamp	Read		Limit	Over	
	Freq	Loss	Factor	Factor	Level	Level	Line	Limit	Remark
	MHz	dB	dB/m	dB	dBuV	dBuV/m	dBuV/m	dB	
1	5135.577	7.55	34.31	42.31	59.41	58.96	74.00	-15.04	Peak
2	5149.980	7.57	34.32	42.32	58.62	58.19	74.00	-15.81	Peak
3 *	5180.000	7.63	34.35	42.32	105.29	104.95	68.20	36.75	Peak



Test Mode: 18; Polarity: Vertical; Modulation:802.11n; Bandwidth:20MHz; Channel:Low



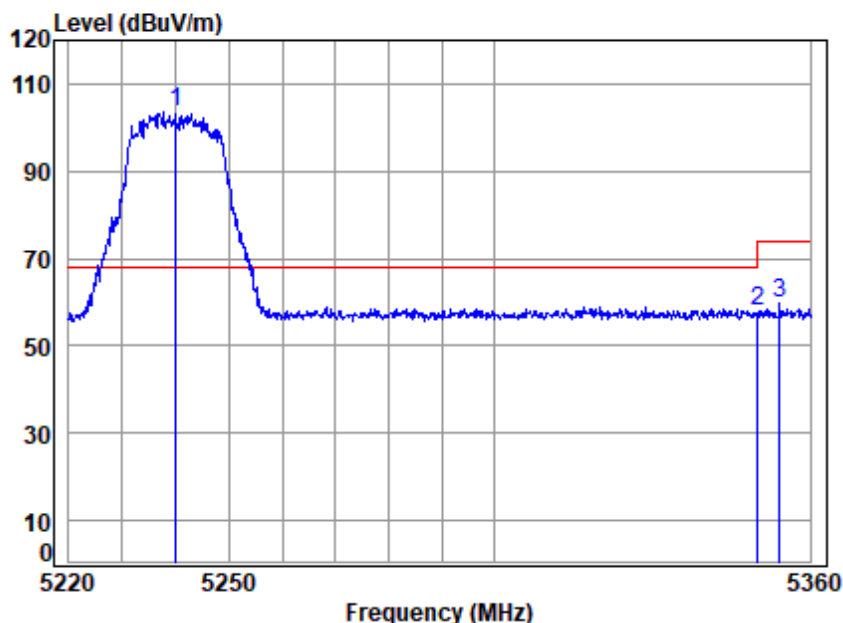
Site : chamber  
Condition: 3m VERTICAL  
Job No : 00984CR  
Mode : 5180 Band edge  
: 5G WIFI 11N20

		Cable	Ant	Preamp	Read	Limit	Over	
Freq		Loss	Factor	Factor	Level	Level	Line	Limit Remark
MHz		dB	dB/m	dB	dBuV	dBuV/m	dBuV/m	dB
1	5143.661	7.56	34.32	42.32	49.07	48.63	54.00	-5.37 Average
2	5149.980	7.57	34.32	42.32	48.89	48.46	54.00	-5.54 Average
3	5180.000	7.63	34.35	42.32	99.70	99.36	-----	----- Average





Test Mode: 18; Polarity: Horizontal; Modulation:802.11n; Bandwidth:20MHz; Channel:High



Site : chamber  
Condition: 3m HORIZONTAL  
Job No : 00984CR  
Mode : 5240 Band edge  
: 5G WIFI 11N20

		Cable	Ant	Preamp	Read		Limit	Over	
Freq		Loss	Factor	Factor	Level	Level	Line	Limit	Remark
MHz		dB	dB/m	dB	dBuV	dBuV/m	dBuV/m	dB	
1 *	5240.000	7.73	34.40	42.33	103.99	103.79	68.20	35.59	peak
2	5350.020	7.92	34.48	42.34	57.70	57.76	74.00	-16.24	peak
3	5354.187	7.93	34.49	42.34	59.50	59.58	74.00	-14.42	peak

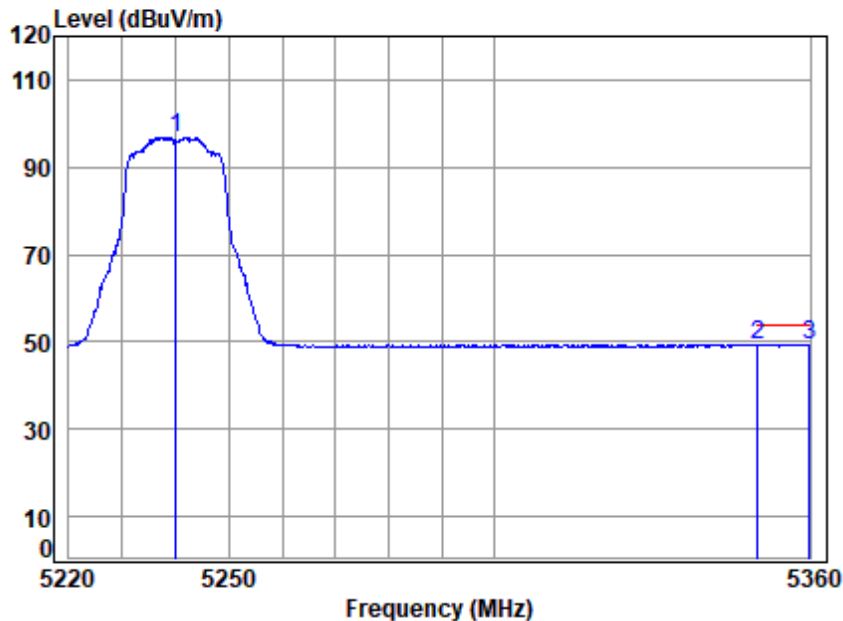


Unless otherwise agreed in writing, this document is issued by the Company subject to its General Conditions of Service printed overleaf, available on request or accessible at <http://www.sgs.com/en/Terms-and-Conditions.aspx> and, for electronic format documents, subject to Terms and Conditions for Electronic Documents at <http://www.sgs.com/en/Terms-and-Conditions/Terms-e-Documents.aspx>. Attention is drawn to the limitation of liability, indemnification and jurisdiction issues defined therein. Any holder of this document is advised that information contained hereon reflects the Company's findings at the time of its intervention only and within the limits of Client's instructions, if any. The Company's sole responsibility is to its Client and this document does not exonerate parties to a transaction from exercising all their rights and obligations under the transaction documents. This document cannot be reproduced except in full, without prior written approval of the Company. Any unauthorized alteration, forgery or falsification of the content or appearance of this document is unlawful and offenders may be prosecuted to the fullest extent of the law. Unless otherwise stated the results shown in this test report refer only to the sample(s) tested and such sample(s) are retained for 30 days only.  
Attention: To check the authenticity of testing / inspection report and certificate, please contact us at telephone: (86-755) 8307 1443, or email: [CN.Doccheck@sgs.com](mailto:CN.Doccheck@sgs.com)

SGS-CSTC Standards Technical Services Co., Ltd.  
Shenzhen Branch

No.1 Workshop, M-10, Middle Section, Science & Technology Park, Shenzhen, China 518057 t (86-755) 26012053 f (86-755) 26710594 www.sgs.com.cn  
中国·深圳·科技园中区M-10栋一号厂房 邮编: 518057 t (86-755) 26012053 f (86-755) 26710594 sgs.china@sgs.com

Test Mode: 18; Polarity: Horizontal; Modulation:802.11n; Bandwidth:20MHz; Channel:High

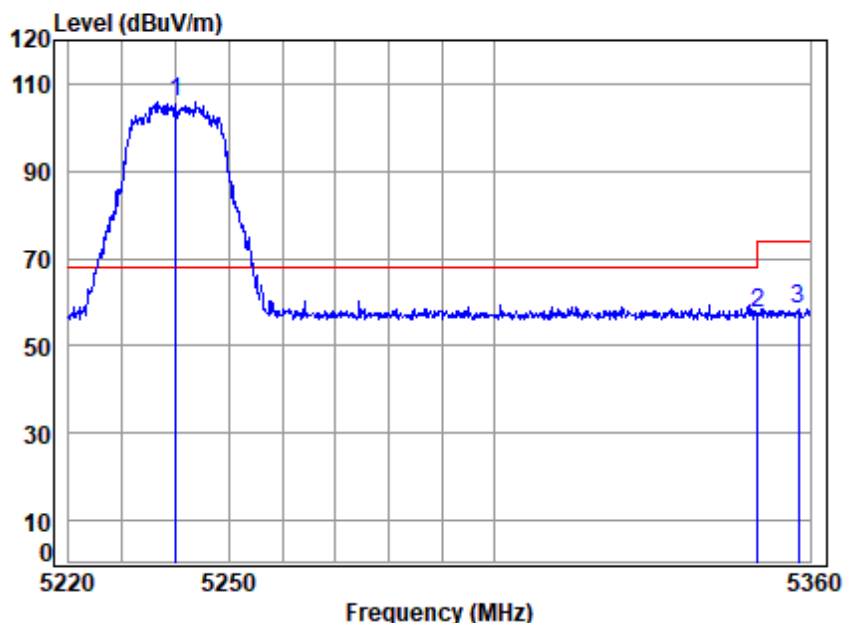


Site : chamber  
Condition: 3m HORIZONTAL  
Job No : 00984CR  
Mode : 5240 Band edge  
: 5G WIFI 11N20

		Cable	Ant	Preamp	Read	Limit	Over	
Freq		Loss	Factor	Factor	Level	Level	Line	Limit Remark
MHz		dB	dB/m	dB	dBuV	dBuV/m	dBuV/m	dB
1	5240.000	7.73	34.40	42.33	97.13	96.93	-----	----- Average
2	5350.020	7.92	34.48	42.34	49.18	49.24	54.00	-4.76 Average
3	5359.858	7.94	34.49	42.34	49.30	49.39	54.00	-4.61 Average



Test Mode: 18; Polarity: Vertical; Modulation:802.11n; Bandwidth:20MHz; Channel:High

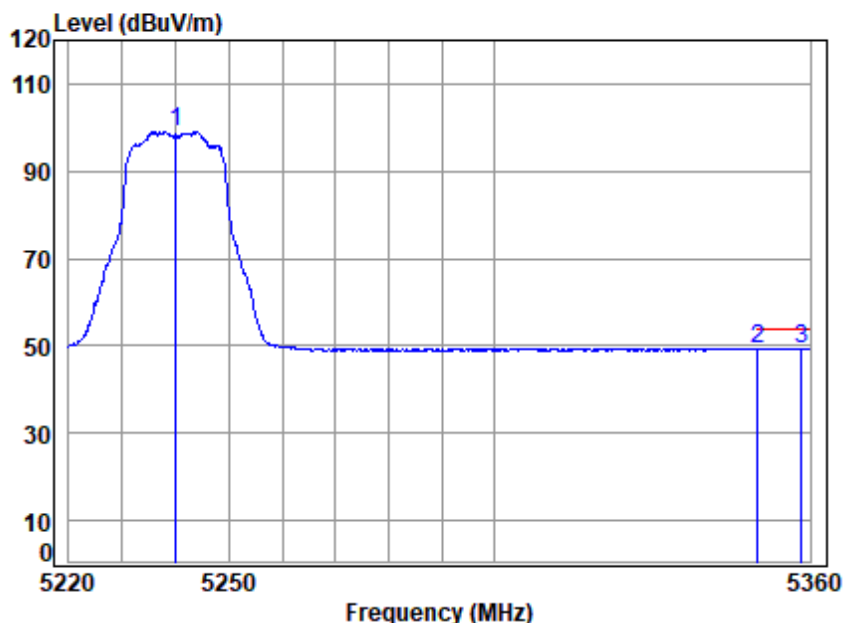


Site : chamber  
Condition: 3m VERTICAL  
Job No : 00984CR  
Mode : 5240 Band edge  
: 5G WIFI 11N20

	Cable	Ant	Preamp	Read		Limit	Over	
Freq	Loss	Factor	Factor	Level	Level	Line	Limit	Remark
MHz	dB	dB/m	dB	dBuV	dBuV/m	dBuV/m	dB	
1 * 5240.000	7.73	34.40	42.33	105.99	105.79	68.20	37.59	Peak
2 5350.020	7.92	34.48	42.34	57.55	57.61	74.00	-16.39	Peak
3 5357.873	7.94	34.49	42.34	58.39	58.48	74.00	-15.52	Peak



Test Mode: 18; Polarity: Vertical; Modulation:802.11n; Bandwidth:20MHz; Channel:High



Site : chamber  
Condition: 3m VERTICAL  
Job No : 00984CR  
Mode : 5240 Band edge  
: 5G WIFI 11N20

		Cable	Ant	Preamp	Read	Limit	Over	
Freq		Loss	Factor	Factor	Level	Level	Line	Limit Remark
MHz		dB	dB/m	dB	dBuV	dBuV/m	dBuV/m	dB
1	5240.000	7.73	34.40	42.33	99.27	99.07	-----	----- Average
2	5350.020	7.92	34.48	42.34	49.26	49.32	54.00	-4.68 Average
3	5358.440	7.94	34.49	42.34	49.36	49.45	54.00	-4.55 Average



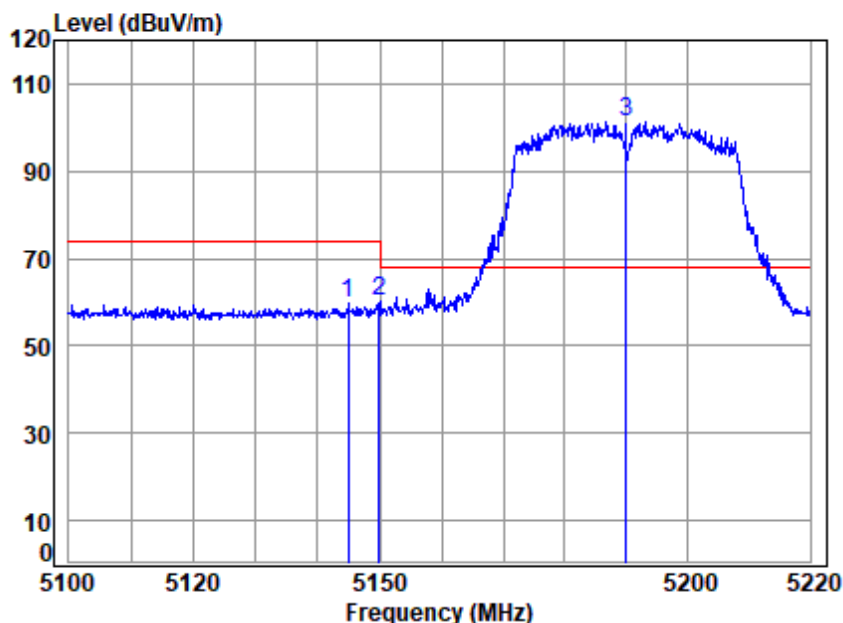
Unless otherwise agreed in writing, this document is issued by the Company subject to its General Conditions of Service printed overleaf, available on request or accessible at <http://www.sgs.com/en/Terms-and-Conditions.aspx> and, for electronic format documents, subject to Terms and Conditions for Electronic Documents at <http://www.sgs.com/en/Terms-and-Conditions/Terms-e-Documents.aspx>. Attention is drawn to the limitation of liability, indemnification and jurisdiction issues defined therein. Any holder of this document is advised that information contained hereon reflects the Company's findings at the time of its intervention only and within the limits of Client's instructions, if any. The Company's sole responsibility is to its Client and this document does not exonerate parties to a transaction from exercising all their rights and obligations under the transaction documents. This document cannot be reproduced except in full, without prior written approval of the Company. Any unauthorized alteration, forgery or falsification of the content or appearance of this document is unlawful and offenders may be prosecuted to the fullest extent of the law. Unless otherwise stated the results shown in this test report refer only to the sample(s) tested and such sample(s) are retained for 30 days only.  
Attention: To check the authenticity of testing / inspection report & certificate, please contact us at telephone: (86-755) 8307 1443, or email: [CN.Doccheck@sgs.com](mailto:CN.Doccheck@sgs.com)

SGS-CSTC Standards Technical Services Co., Ltd.  
Shenzhen Branch

No.1 Workshop, M-10, Middle Section, Science & Technology Park, Shenzhen, China 518057 t (86-755) 26012053 f (86-755) 26710594 www.sgs.com.cn  
中国·深圳·科技园中区M-10栋一号厂房 邮编: 518057 t (86-755) 26012053 f (86-755) 26710594 sgs.china@sgs.com



Test Mode: 18; Polarity: Horizontal; Modulation:802.11n; Bandwidth:40MHz; Channel:Low

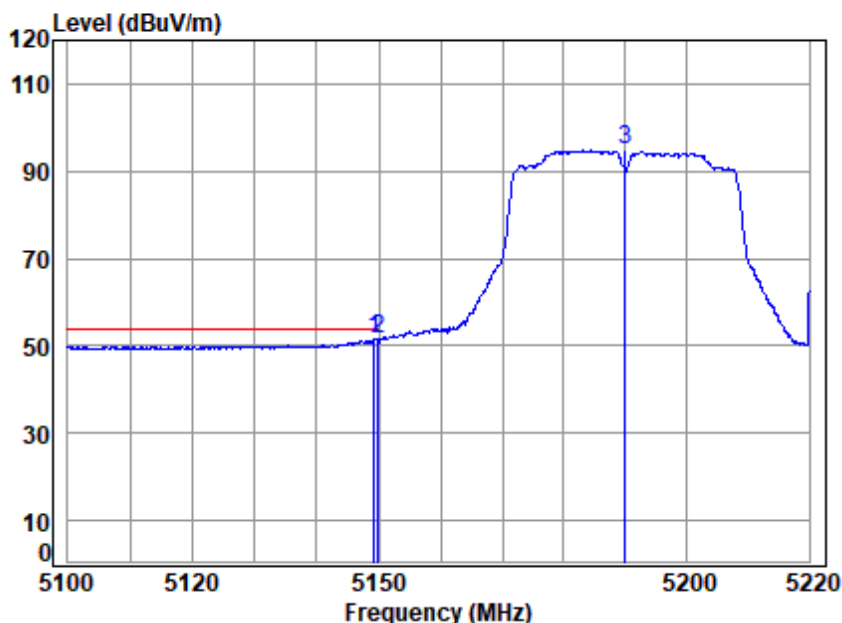


Site : chamber  
Condition: 3m HORIZONTAL  
Job No : 00984CR  
Mode : 5190 Band edge  
: 5G WIFI 11N40

		Cable	Ant	Preamp	Read	Limit	Over	
Freq		Loss	Factor	Factor	Level	Level	Line	Limit Remark
MHz		dB	dB/m	dB	dBuV	dBuV/m	dBuV/m	dB
1	5144.913	7.56	34.32	42.32	60.37	59.93	74.00	-14.07 peak
2	5149.980	7.57	34.32	42.32	60.79	60.36	74.00	-13.64 peak
3 *	5190.000	7.64	34.36	42.32	101.66	101.34	68.20	33.14 peak



Test Mode: 18; Polarity: Horizontal; Modulation:802.11n; Bandwidth:40MHz; Channel:Low

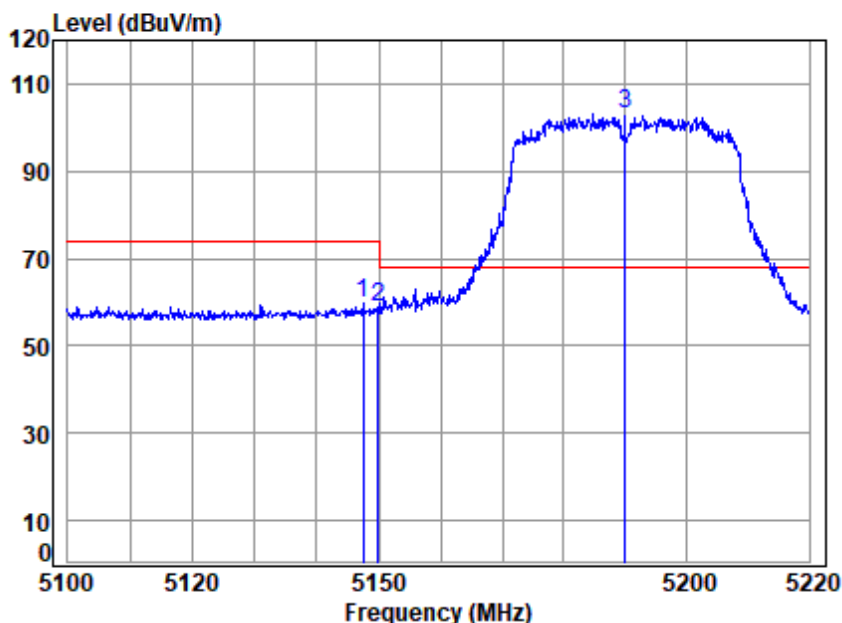


Site : chamber  
Condition: 3m HORIZONTAL  
Job No : 00984CR  
Mode : 5190 Band edge  
: 5G WIFI 11N40

		Cable	Ant	Preamp	Read	Limit	Over	
Freq		Loss	Factor	Factor	Level	Level	Line	Limit Remark
MHz		dB	dB/m	dB	dBuV	dBuV/m	dBuV/m	dB
1	5149.342	7.57	34.32	42.32	52.19	51.76	54.00	-2.24 Average
2	5149.980	7.57	34.32	42.32	52.17	51.74	54.00	-2.26 Average
3	5190.000	7.64	34.36	42.32	95.05	94.73	-----	----- Average



Test Mode: 18; Polarity: Vertical; Modulation:802.11n; Bandwidth:40MHz; Channel:Low

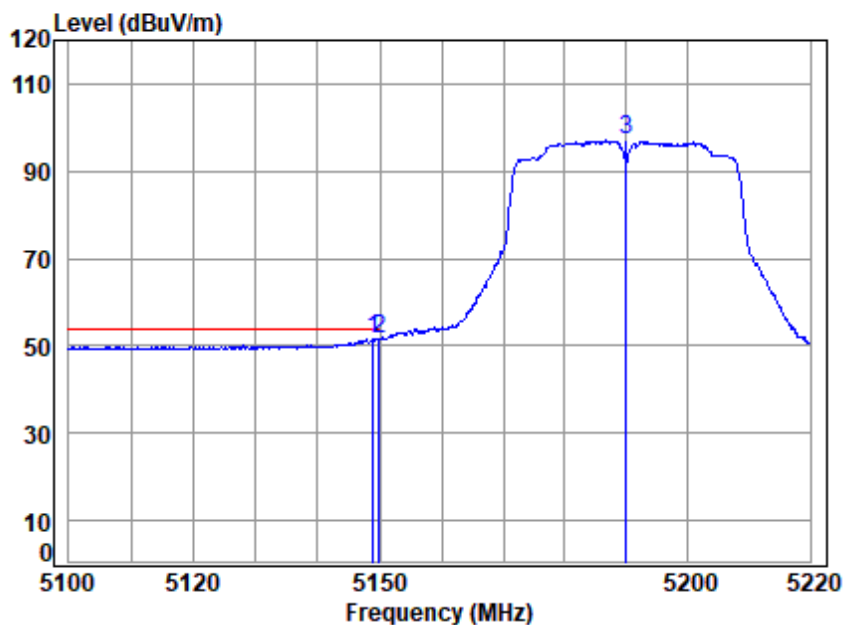


Site : chamber  
Condition: 3m VERTICAL  
Job No : 00984CR  
Mode : 5190 Band edge  
: 5G WIFI 11N40

		Cable	Ant	Preamp	Read	Limit	Over	
Freq	Loss	Factor	Factor	Level	Level	Line	Limit	Remark
MHz	dB	dB/m	dB	dBuV	dBuV/m	dBuV/m	dB	
1	5147.426	7.57	34.32	42.32	60.24	59.81	74.00	-14.19 Peak
2	5149.980	7.57	34.32	42.32	59.51	59.08	74.00	-14.92 Peak
3 *	5190.000	7.64	34.36	42.32	103.40	103.08	68.20	34.88 Peak



Test Mode: 18; Polarity: Vertical; Modulation:802.11n; Bandwidth:40MHz; Channel:Low



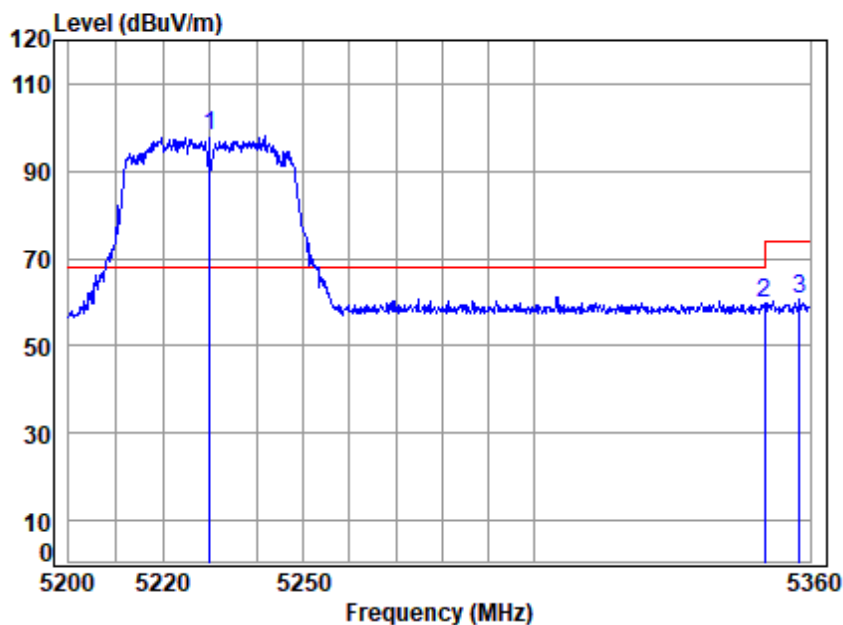
Site : chamber  
Condition: 3m VERTICAL  
Job No : 00984CR  
Mode : 5190 Band edge  
: 5G WIFI 11N40

		Cable	Ant	Preamp	Read	Limit	Over	
Freq		Loss	Factor	Factor	Level	Level	Line	Limit Remark
MHz		dB	dB/m	dB	dBuV	dBuV/m	dBuV/m	dB
1	5148.863	7.57	34.32	42.32	51.96	51.53	54.00	-2.47 Average
2	5149.980	7.57	34.32	42.32	52.11	51.68	54.00	-2.32 Average
3	5190.000	7.64	34.36	42.32	97.28	96.96	-----	----- Average





Test Mode: 18; Polarity: Horizontal; Modulation:802.11n; Bandwidth:40MHz; Channel:High



Site : chamber  
Condition: 3m HORIZONTAL  
Job No : 00984CR  
Mode : 5230 Band edge  
: 5G WIFI 11N40

		Cable	Ant	Preamp	Read		Limit	Over	
Freq		Loss	Factor	Factor	Level	Level	Line	Limit	Remark
MHz		dB	dB/m	dB	dBuV	dBuV/m	dBuV/m	dB	
1 *	5230.000	7.72	34.39	42.32	98.39	98.18	68.20	29.98	peak
2	5350.020	7.92	34.48	42.34	59.65	59.71	74.00	-14.29	peak
3	5357.727	7.94	34.49	42.34	60.74	60.83	74.00	-13.17	peak

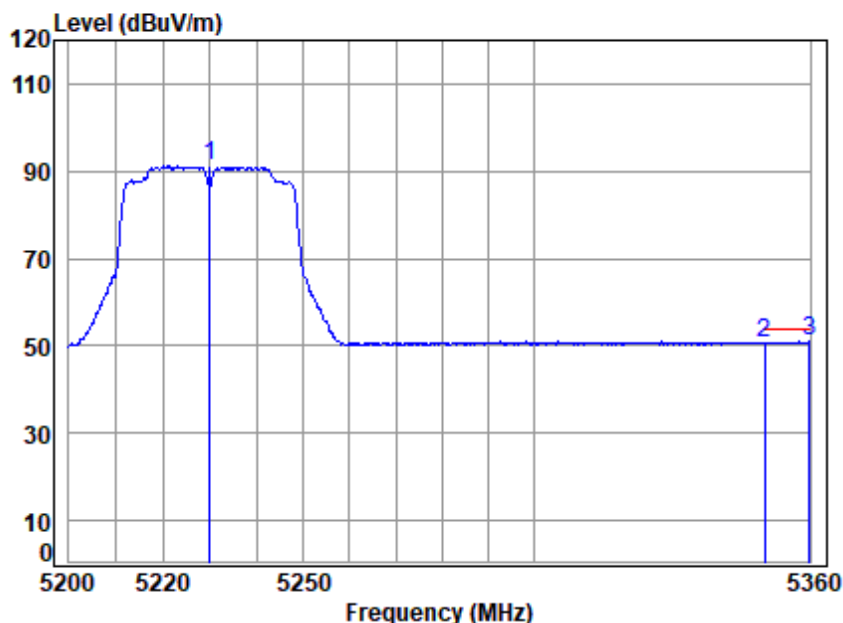


Unless otherwise agreed in writing, this document is issued by the Company subject to its General Conditions of Service printed overleaf, available on request or accessible at <http://www.sgs.com/en/Terms-and-Conditions.aspx> and, for electronic format documents, subject to Terms and Conditions for Electronic Documents at <http://www.sgs.com/en/Terms-and-Conditions/Terms-e-Documents.aspx>. Attention is drawn to the limitation of liability, indemnification and jurisdiction issues defined therein. Any holder of this document is advised that information contained hereon reflects the Company's findings at the time of its intervention only and within the limits of Client's instructions, if any. The Company's sole responsibility is to its Client and this document does not exonerate parties to a transaction from exercising all their rights and obligations under the transaction documents. This document cannot be reproduced except in full, without prior written approval of the Company. Any unauthorized alteration, forgery or falsification of the content or appearance of this document is unlawful and offenders may be prosecuted to the fullest extent of the law. Unless otherwise stated the results shown in this test report refer only to the sample(s) tested and such sample(s) are retained for 30 days only.  
Attention: To check the authenticity of testing / inspection report & certificate, please contact us at telephone: (86-755) 8307 1443, or email: [CN.Doccheck@sgs.com](mailto:CN.Doccheck@sgs.com)

SGS-CSTC Standards Technical Services Co., Ltd.  
Shenzhen Branch

No.1 Workshop, M-10, Middle Section, Science & Technology Park, Shenzhen, China 518057 t (86-755) 26012053 f (86-755) 26710594 www.sgs.com.cn  
中国·深圳·科技园中区M-10栋一号厂房 邮编: 518057 t (86-755) 26012053 f (86-755) 26710594 sgs.china@sgs.com

Test Mode: 18; Polarity: Horizontal; Modulation:802.11n; Bandwidth:40MHz; Channel:High

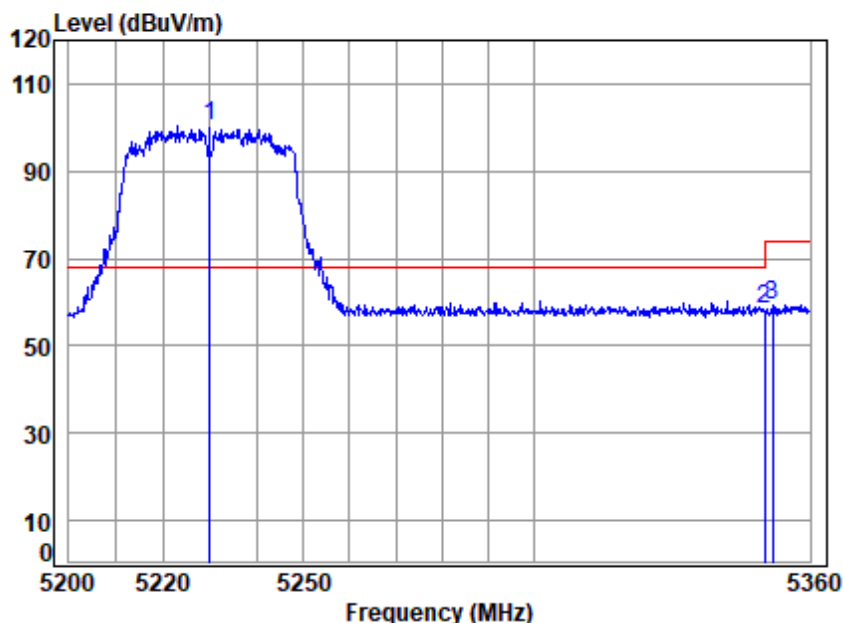


Site : chamber  
Condition: 3m HORIZONTAL  
Job No : 00984CR  
Mode : 5230 Band edge  
: 5G WIFI 11N40

		Cable	Ant	Preamp	Read	Limit	Over	
Freq		Loss	Factor	Factor	Level	Level	Line	Limit Remark
MHz		dB	dB/m	dB	dBuV	dBuV/m	dBuV/m	dB
1	5230.000	7.72	34.39	42.32	91.40	91.19	-----	----- Average
2	5350.020	7.92	34.48	42.34	50.60	50.66	54.00	-3.34 Average
3	5359.837	7.94	34.49	42.34	50.88	50.97	54.00	-3.03 Average



Test Mode: 18; Polarity: Vertical; Modulation:802.11n; Bandwidth:40MHz; Channel:High



Site : chamber  
Condition: 3m VERTICAL  
Job No : 00984CR  
Mode : 5230 Band edge  
: 5G WIFI 11N40

	Cable	Ant	Preamp	Read		Limit	Over	
Freq	Loss	Factor	Factor	Level	Level	Line	Limit	Remark
MHz	dB	dB/m	dB	dBuV	dBuV/m	dBuV/m	dB	
1 * 5230.000	7.72	34.39	42.32	100.47	100.26	68.20	32.06	Peak
2 5350.020	7.92	34.48	42.34	58.53	58.59	74.00	-15.41	Peak
3 5351.884	7.93	34.49	42.34	59.32	59.40	74.00	-14.60	Peak

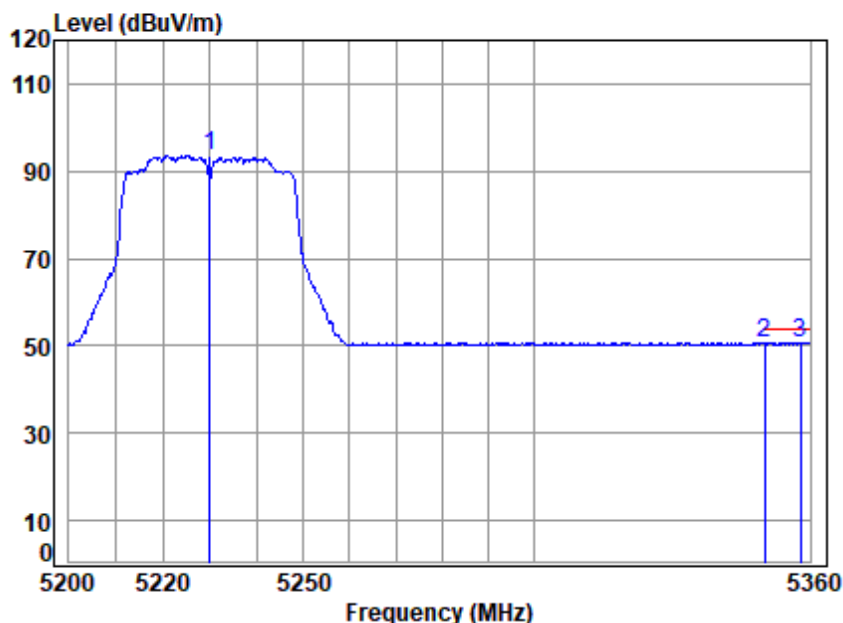


Unless otherwise agreed in writing, this document is issued by the Company subject to its General Conditions of Service printed overleaf, available on request or accessible at <http://www.sgs.com/en/Terms-and-Conditions.aspx> and, for electronic format documents, subject to Terms and Conditions for Electronic Documents at <http://www.sgs.com/en/Terms-and-Conditions/Terms-e-Documents.aspx>. Attention is drawn to the limitation of liability, indemnification and jurisdiction issues defined therein. Any holder of this document is advised that information contained hereon reflects the Company's findings at the time of its intervention only and within the limits of Client's instructions, if any. The Company's sole responsibility is to its Client and this document does not exonerate parties to a transaction from exercising all their rights and obligations under the transaction documents. This document cannot be reproduced except in full, without prior written approval of the Company. Any unauthorized alteration, forgery or falsification of the content or appearance of this document is unlawful and offenders may be prosecuted to the fullest extent of the law. Unless otherwise stated the results shown in this test report refer only to the sample(s) tested and such sample(s) are retained for 30 days only.  
Attention: To check the authenticity of testing / inspection report and certificate, please contact us at telephone: (86-755) 8307 1443, or email: [CN.Doccheck@sgs.com](mailto:CN.Doccheck@sgs.com)

SGS-CSTC Standards Technical Services Co., Ltd.  
Shenzhen Branch

No.1 Workshop, M-10, Middle Section, Science & Technology Park, Shenzhen, China 518057 t (86-755) 26012053 f (86-755) 26710594 www.sgs.com.cn  
中国·深圳·科技园中区M-10栋一号厂房 邮编: 518057 t (86-755) 26012053 f (86-755) 26710594 sgs.china@sgs.com

Test Mode: 18; Polarity: Vertical; Modulation:802.11n; Bandwidth:40MHz; Channel:High



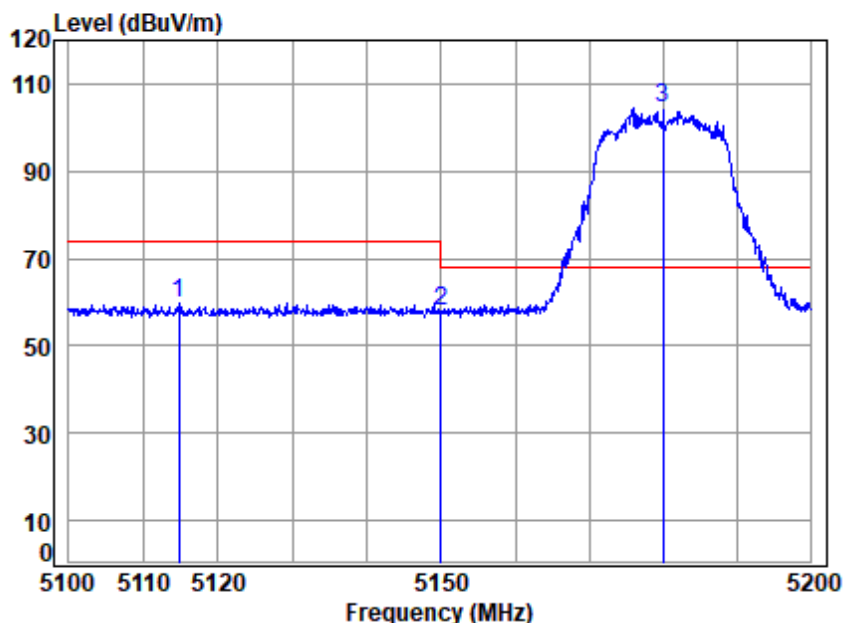
Site : chamber  
Condition: 3m VERTICAL  
Job No : 00984CR  
Mode : 5230 Band edge  
: 5G WIFI 11N40

		Cable	Ant	Preamp	Read	Limit	Over	
Freq		Loss	Factor	Factor	Level	Level	Line	Limit Remark
MHz		dB	dB/m	dB	dBuV	dBuV/m	dBuV/m	dB
1	5230.000	7.72	34.39	42.32	93.90	93.69	-----	----- Average
2	5350.020	7.92	34.48	42.34	50.46	50.52	54.00	-3.48 Average
3	5357.889	7.94	34.49	42.34	50.70	50.79	54.00	-3.21 Average





Test Mode: 18; Polarity: Horizontal; Modulation:802.11ac; Bandwidth:20MHz; Channel:Low

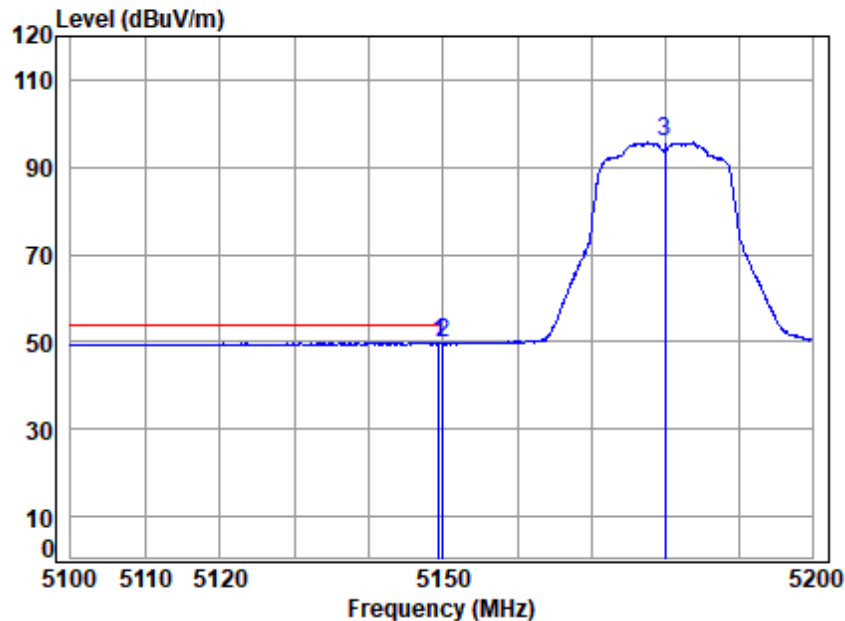


Site : chamber  
Condition: 3m HORIZONTAL  
Job No : 00984CR  
Mode : 5180 Band edge  
: 5G WIFI 11AC20

		Cable	Ant	Preamp	Read	Limit	Over	
Freq		Loss	Factor	Factor	Level	Level	Line	Limit Remark
MHz		dB	dB/m	dB	dBuV	dBuV/m	dBuV/m	dB
1	5114.678	7.51	34.30	42.31	60.26	59.76	74.00	-14.24 peak
2	5149.980	7.57	34.32	42.32	58.56	58.13	74.00	-15.87 peak
3 *	5180.000	7.63	34.35	42.32	104.62	104.28	68.20	36.08 peak



Test Mode: 18; Polarity: Horizontal; Modulation:802.11ac; Bandwidth:20MHz; Channel:Low

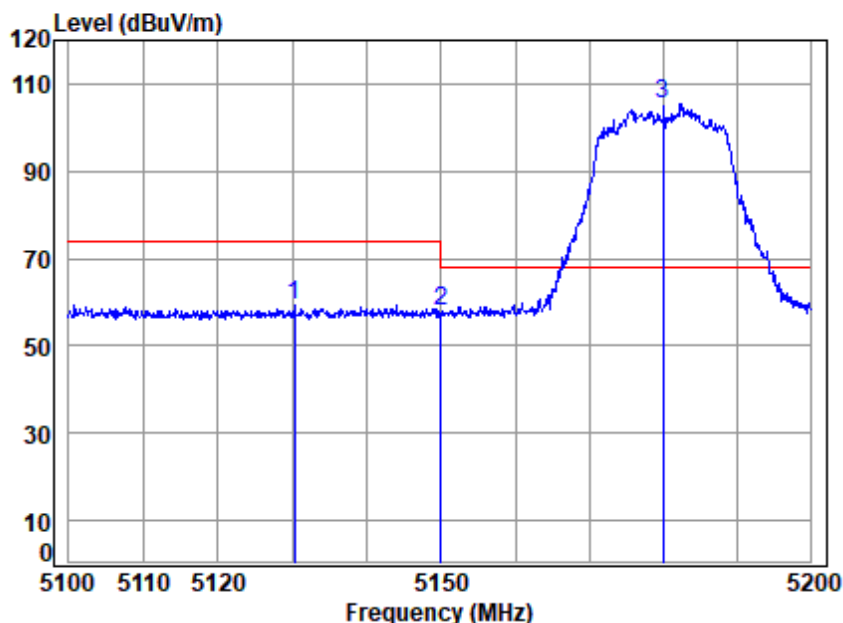


Site : chamber  
Condition: 3m HORIZONTAL  
Job No : 00984CR  
Mode : 5180 Band edge  
: 5G WIFI 11AC20

		Cable	Ant	Preamp	Read	Limit	Over	
Freq		Loss	Factor	Factor	Level	Level	Line	Limit Remark
MHz		dB	dB/m	dB	dBuV	dBuV/m	dBuV/m	dB
1	5149.458	7.57	34.32	42.32	50.17	49.74	54.00	-4.26 Average
2	5149.980	7.57	34.32	42.32	50.09	49.66	54.00	-4.34 Average
3	5180.000	7.63	34.35	42.32	95.99	95.65	-----	----- Average



Test Mode: 18; Polarity: Vertical; Modulation:802.11ac; Bandwidth:20MHz; Channel:Low

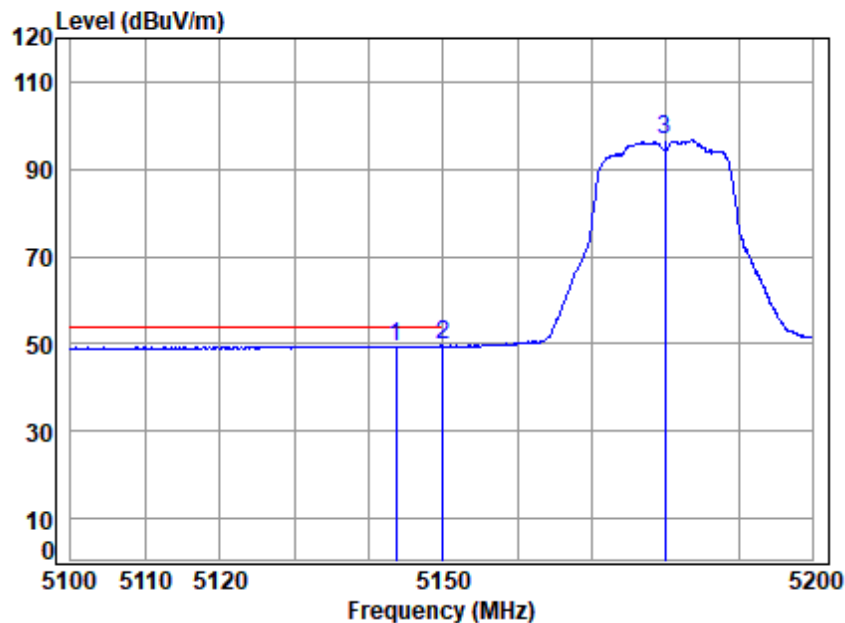


Site : chamber  
Condition: 3m VERTICAL  
Job No : 00984CR  
Mode : 5180 Band edge  
: 5G WIFI 11AC20

		Cable	Ant	Preamp	Read	Limit	Over	
Freq		Loss	Factor	Factor	Level	Line	Limit	Remark
MHz		dB	dB/m	dB	dBuV	dBuV/m	dB	
1	5130.195	7.54	34.31	42.31	59.92	59.46	74.00	-14.54 Peak
2	5149.980	7.57	34.32	42.32	58.48	58.05	74.00	-15.95 Peak
3 *	5180.000	7.63	34.35	42.32	105.84	105.50	68.20	37.30 Peak



Test Mode: 18; Polarity: Vertical; Modulation:802.11ac; Bandwidth:20MHz; Channel:Low



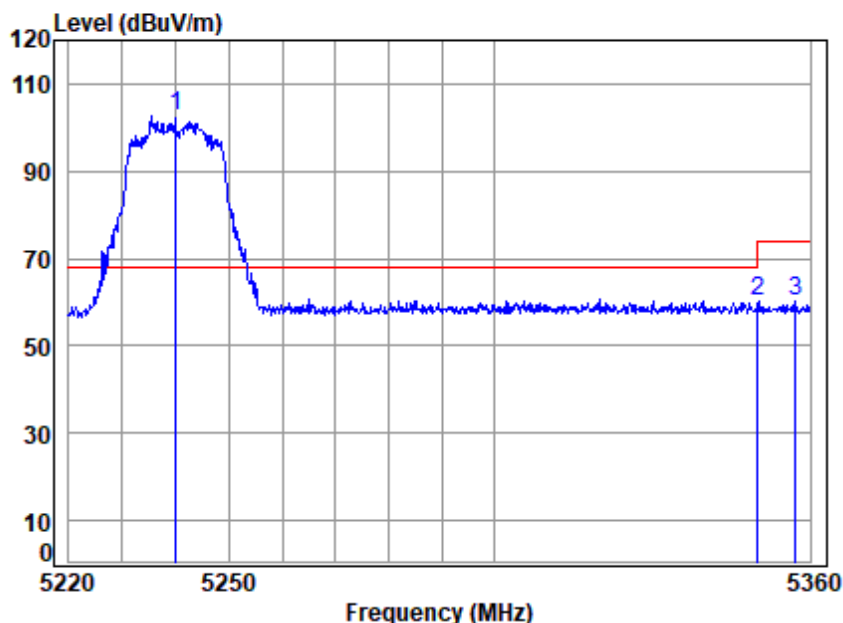
Site : chamber  
Condition: 3m VERTICAL  
Job No : 00984CR  
Mode : 5180 Band edge  
: 5G WIFI 11AC20

		Cable	Ant	Preamp	Read	Limit	Over	
Freq		Loss	Factor	Factor	Level	Level	Line	Limit Remark
MHz		dB	dB/m	dB	dBuV	dBuV/m	dBuV/m	dB
1	5143.661	7.56	34.32	42.32	49.93	49.49	54.00	-4.51 Average
2	5149.980	7.57	34.32	42.32	50.04	49.61	54.00	-4.39 Average
3	5180.000	7.63	34.35	42.32	96.95	96.61	-----	----- Average





Test Mode: 18; Polarity: Horizontal; Modulation:802.11ac; Bandwidth:20MHz; Channel:High



Site : chamber  
Condition: 3m HORIZONTAL  
Job No : 00984CR  
Mode : 5240 Band edge  
: 5G WIFI 11AC20

	Cable	Ant	Preamp	Read		Limit	Over	
Freq	Loss	Factor	Factor	Level	Level	Line	Limit	Remark
MHz	dB	dB/m	dB	dBuV	dBuV/m	dBuV/m	dB	
1 * 5240.000	7.73	34.40	42.33	102.95	102.75	68.20	34.55	peak
2 5350.020	7.92	34.48	42.34	60.29	60.35	74.00	-13.65	peak
3 5357.305	7.94	34.49	42.34	60.04	60.13	74.00	-13.87	peak

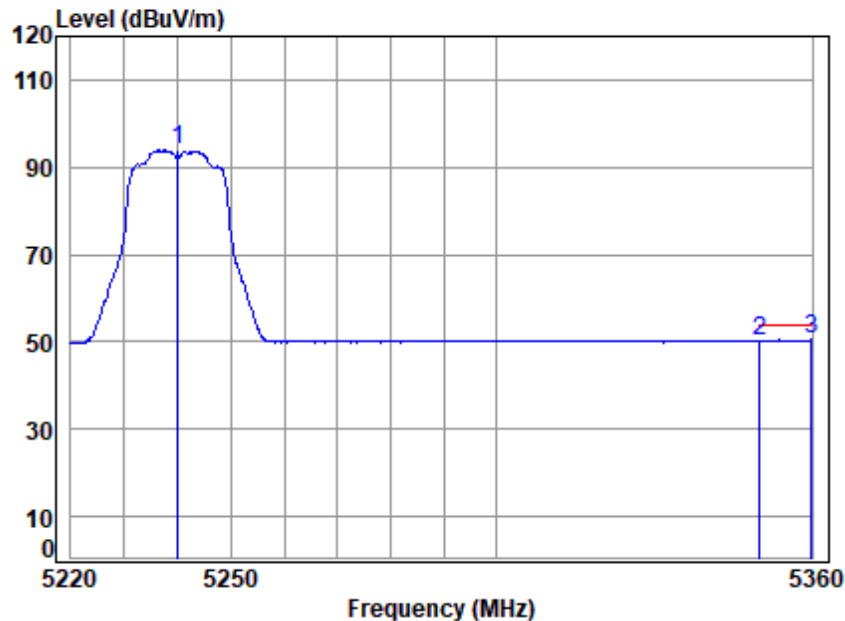


Unless otherwise agreed in writing, this document is issued by the Company subject to its General Conditions of Service printed overleaf, available on request or accessible at <http://www.sgs.com/en/Terms-and-Conditions.aspx> and, for electronic format documents, subject to Terms and Conditions for Electronic Documents at <http://www.sgs.com/en/Terms-and-Conditions/Terms-e-Documents.aspx>. Attention is drawn to the limitation of liability, indemnification and jurisdiction issues defined therein. Any holder of this document is advised that information contained hereon reflects the Company's findings at the time of its intervention only and within the limits of Client's instructions, if any. The Company's sole responsibility is to its Client and this document does not exonerate parties to a transaction from exercising all their rights and obligations under the transaction documents. This document cannot be reproduced except in full, without prior written approval of the Company. Any unauthorized alteration, forgery or falsification of the content or appearance of this document is unlawful and offenders may be prosecuted to the fullest extent of the law. Unless otherwise stated the results shown in this test report refer only to the sample(s) tested and such sample(s) are retained for 30 days only.  
Attention: To check the authenticity of testing / inspection report & certificate, please contact us at telephone: (86-755) 8307 1443, or email: [CN.Doccheck@sgs.com](mailto:CN.Doccheck@sgs.com)

SGS-CSTC Standards Technical Services Co., Ltd.  
Shenzhen Branch

No.1 Workshop, M-10, Middle Section, Science & Technology Park, Shenzhen, China 518057 t (86-755) 26012053 f (86-755) 26710594 www.sgs.com.cn  
中国·深圳·科技园中区M-10栋一号厂房 邮编: 518057 t (86-755) 26012053 f (86-755) 26710594 sgs.china@sgs.com

Test Mode: 18; Polarity: Horizontal; Modulation:802.11ac; Bandwidth:20MHz; Channel:High

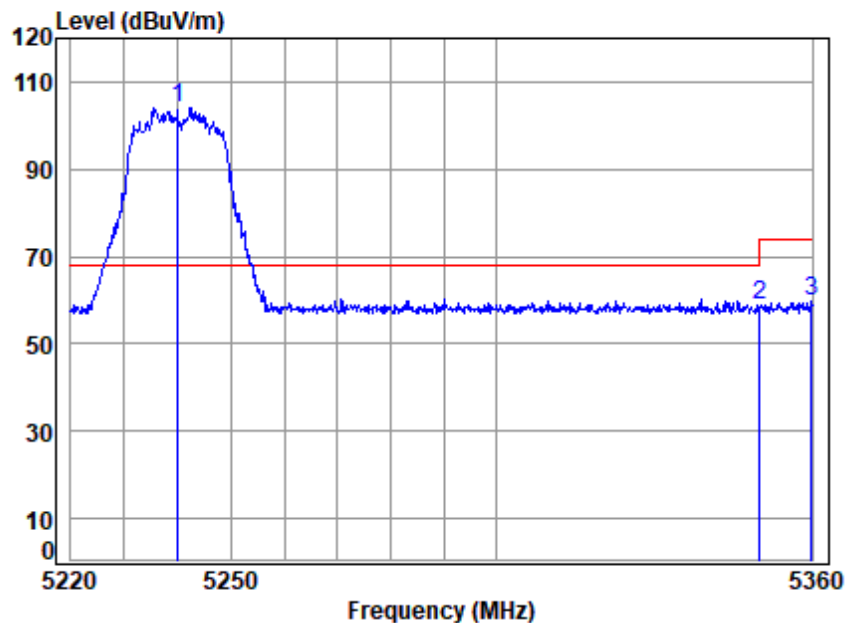


Site : chamber  
Condition: 3m HORIZONTAL  
Job No : 00984CR  
Mode : 5240 Band edge  
: 5G WIFI 11AC20

		Cable	Ant	Preamp	Read	Limit	Over	
Freq		Loss	Factor	Factor	Level	Level	Line	Limit Remark
MHz		dB	dB/m	dB	dBuV	dBuV/m	dBuV/m	dB
1	5240.000	7.73	34.40	42.33	94.09	93.89	-----	----- Average
2	5350.020	7.92	34.48	42.34	50.24	50.30	54.00	-3.70 Average
3	5359.858	7.94	34.49	42.34	50.41	50.50	54.00	-3.50 Average



Test Mode: 18; Polarity: Vertical; Modulation:802.11ac; Bandwidth:20MHz; Channel:High

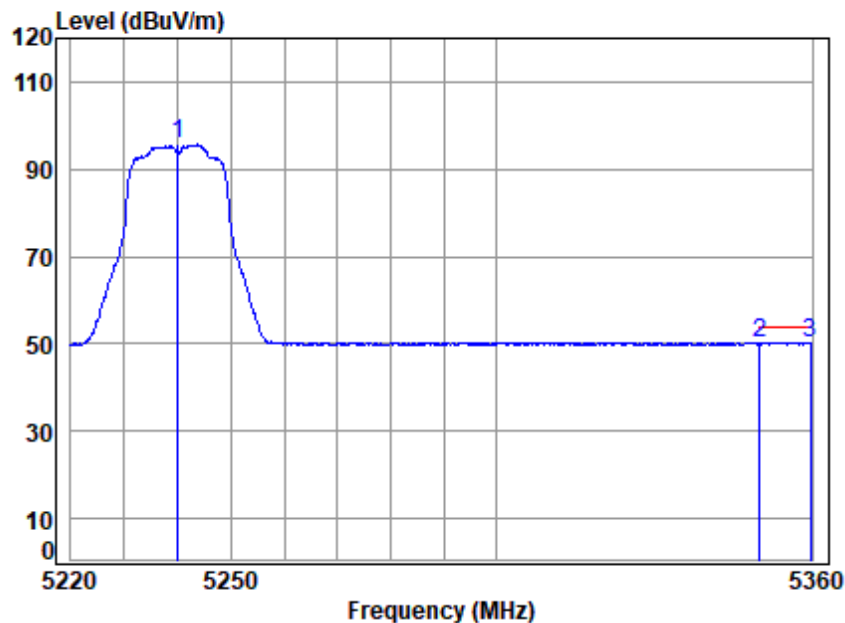


Site : chamber  
Condition: 3m VERTICAL  
Job No : 00984CR  
Mode : 5240 Band edge  
: 5G WIFI 11AC20

	Cable	Ant	Preamp	Read		Limit	Over	
Freq	Loss	Factor	Factor	Level	Level	Line	Limit	Remark
MHz	dB	dB/m	dB	dBuV	dBuV/m	dBuV/m	dB	
1 * 5240.000	7.73	34.40	42.33	104.35	104.15	68.20	35.95	Peak
2 5350.020	7.92	34.48	42.34	58.72	58.78	74.00	-15.22	Peak
3 5359.858	7.94	34.49	42.34	59.70	59.79	74.00	-14.21	Peak



Test Mode: 18; Polarity: Vertical; Modulation:802.11ac; Bandwidth:20MHz; Channel:High



Site : chamber  
Condition: 3m VERTICAL  
Job No : 00984CR  
Mode : 5240 Band edge  
: 5G WIFI 11AC20

		Cable	Ant	Preamp	Read	Limit	Over	
	Freq	Loss	Factor	Factor	Level	Level	Line	Limit Remark
	MHz	dB	dB/m	dB	dBuV	dBuV/m	dBuV/m	dB
1	5240.000	7.73	34.40	42.33	95.82	95.62	-----	----- Average
2	5350.020	7.92	34.48	42.34	50.09	50.15	54.00	-3.85 Average
3	5359.716	7.94	34.49	42.34	50.19	50.28	54.00	-3.72 Average



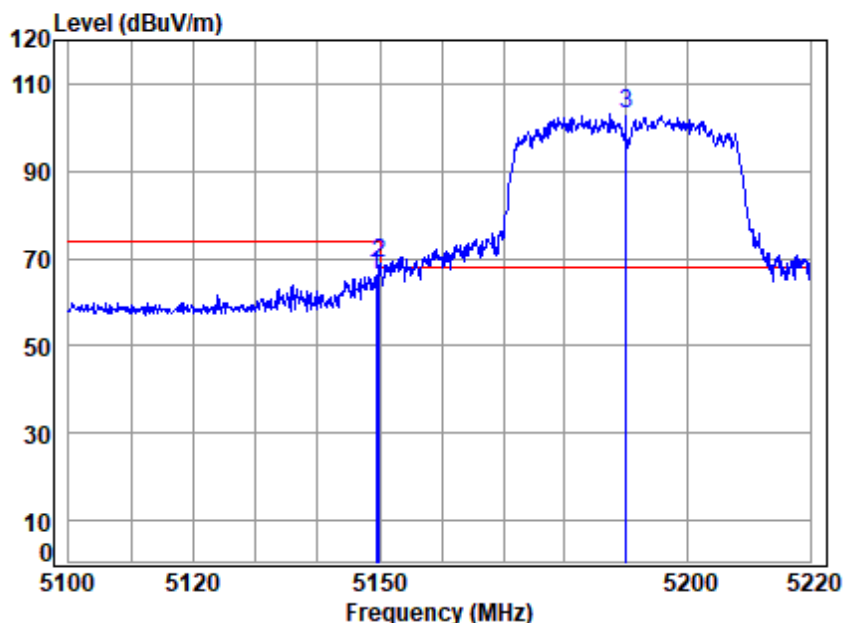
Unless otherwise agreed in writing, this document is issued by the Company subject to its General Conditions of Service printed overleaf, available on request or accessible at <http://www.sgs.com/en/Terms-and-Conditions.aspx> and, for electronic format documents, subject to Terms and Conditions for Electronic Documents at <http://www.sgs.com/en/Terms-and-Conditions/Terms-e-Documents.aspx>. Attention is drawn to the limitation of liability, indemnification and jurisdiction issues defined therein. Any holder of this document is advised that information contained hereon reflects the Company's findings at the time of its intervention only and within the limits of Client's instructions, if any. The Company's sole responsibility is to its Client and this document does not exonerate parties to a transaction from exercising all their rights and obligations under the transaction documents. This document cannot be reproduced except in full, without prior written approval of the Company. Any unauthorized alteration, forgery or falsification of the content or appearance of this document is unlawful and offenders may be prosecuted to the fullest extent of the law. Unless otherwise stated the results shown in this test report refer only to the sample(s) tested and such sample(s) are retained for 30 days only.  
Attention: To check the authenticity of testing / inspection report and certificate, please contact us at telephone: (86-755) 8307 1443, or email: [CN.Doccheck@sgs.com](mailto:CN.Doccheck@sgs.com)

SGS-CSTC Standards Technical Services Co., Ltd.  
Shenzhen Branch (CMA) EMC Laboratory

No.1 Workshop, M-10, Middle Section, Science & Technology Park, Shenzhen, China 518057 t (86-755) 26012053 f (86-755) 26710594 www.sgs.com.cn  
中国·深圳·科技园中区M-10栋一号厂房 邮编: 518057 t (86-755) 26012053 f (86-755) 26710594 sgs.china@sgs.com



Test Mode: 18; Polarity: Horizontal; Modulation:802.11ac; Bandwidth:40MHz; Channel:Low

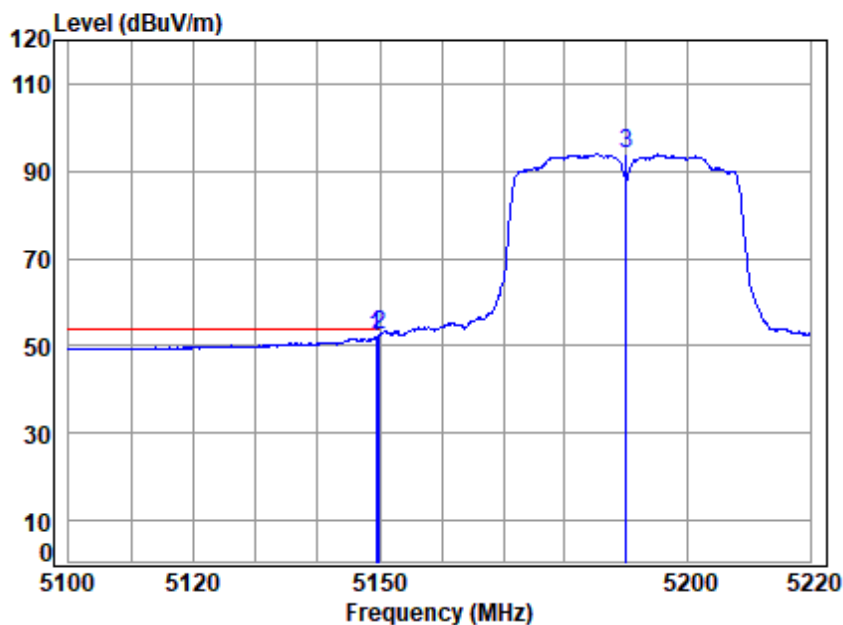


Site : chamber  
Condition: 3m HORIZONTAL  
Job No : 00984CR  
Mode : 5190 Band edge  
: 5G WIFI 11AC40

		Cable	Ant	Preamp	Read	Limit	Over	
Freq		Loss	Factor	Factor	Level	Level	Line	Limit Remark
MHz		dB	dB/m	dB	dBuV	dBuV/m	dBuV/m	dB
1	5149.461	7.57	34.32	42.32	66.38	65.95	74.00	-8.05 peak
2	5149.980	7.57	34.32	42.32	69.34	68.91	74.00	-5.09 peak
3 *	5190.000	7.64	34.36	42.32	103.31	102.99	68.20	34.79 peak



Test Mode: 18; Polarity: Horizontal; Modulation:802.11ac; Bandwidth:40MHz; Channel:Low

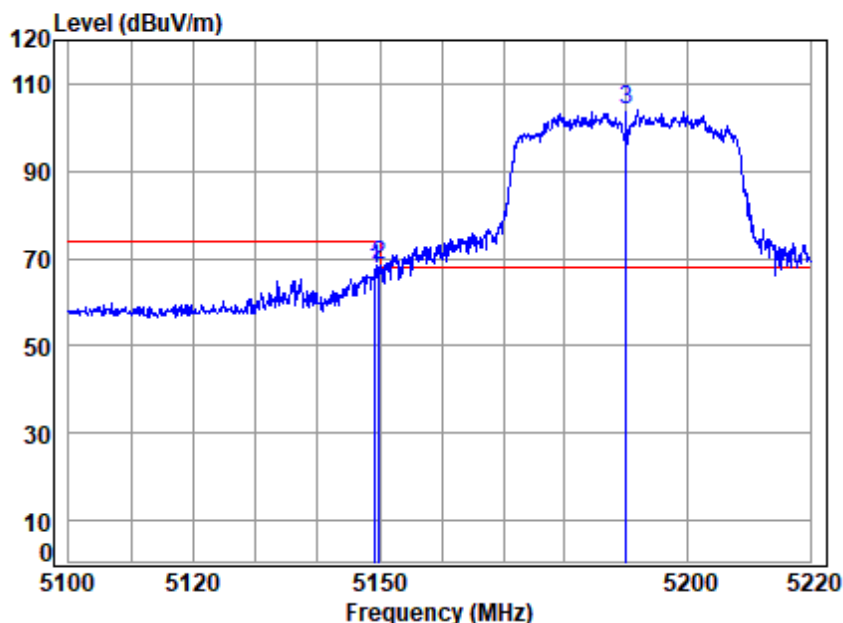


Site : chamber  
Condition: 3m HORIZONTAL  
Job No : 00984CR  
Mode : 5190 Band edge  
: 5G WIFI 11AC40

		Cable	Ant	Preamp	Read	Limit	Over	
Freq		Loss	Factor	Factor	Level	Level	Line	Limit Remark
MHz		dB	dB/m	dB	dBuV	dBuV/m	dBuV/m	dB
1	5149.461	7.57	34.32	42.32	52.33	51.90	54.00	-2.10 Average
2	5149.980	7.57	34.32	42.32	53.08	52.65	54.00	-1.35 Average
3	5190.000	7.64	34.36	42.32	94.24	93.92	-----	----- Average



Test Mode: 18; Polarity: Vertical; Modulation:802.11ac; Bandwidth:40MHz; Channel:Low

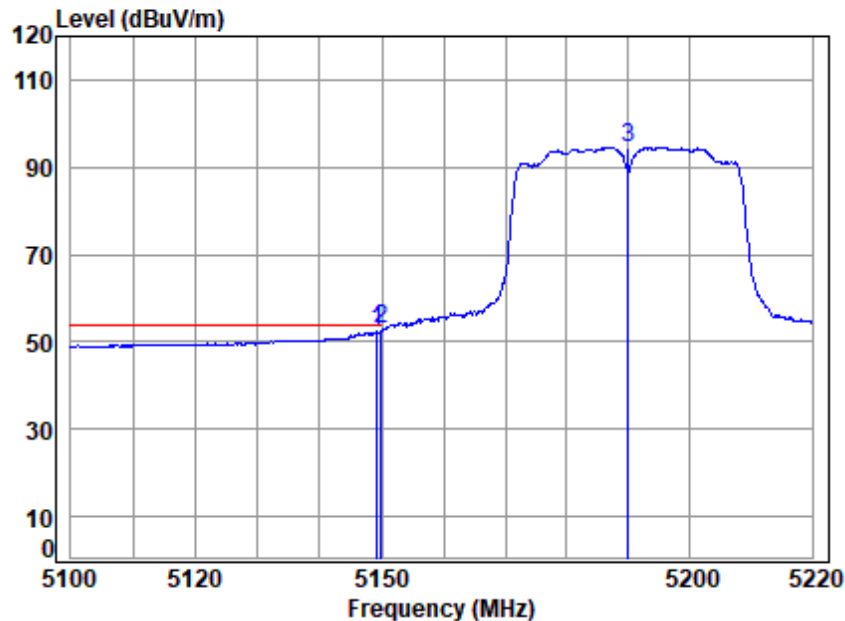


Site : chamber  
Condition: 3m VERTICAL  
Job No : 00984CR  
Mode : 5190 Band edge  
: 5G WIFI 11AC40

		Cable	Ant	Preamp	Read	Limit	Over	
Freq		Loss	Factor	Factor	Level	Level	Line	Limit Remark
MHz		dB	dB/m	dB	dBuV	dBuV/m	dBuV/m	dB
1	5149.342	7.57	34.32	42.32	67.86	67.43	74.00	-6.57 Peak
2	5149.980	7.57	34.32	42.32	68.73	68.30	74.00	-5.70 Peak
3 *	5190.000	7.64	34.36	42.32	104.20	103.88	68.20	35.68 Peak



Test Mode: 18; Polarity: Vertical; Modulation:802.11ac; Bandwidth:40MHz; Channel:Low



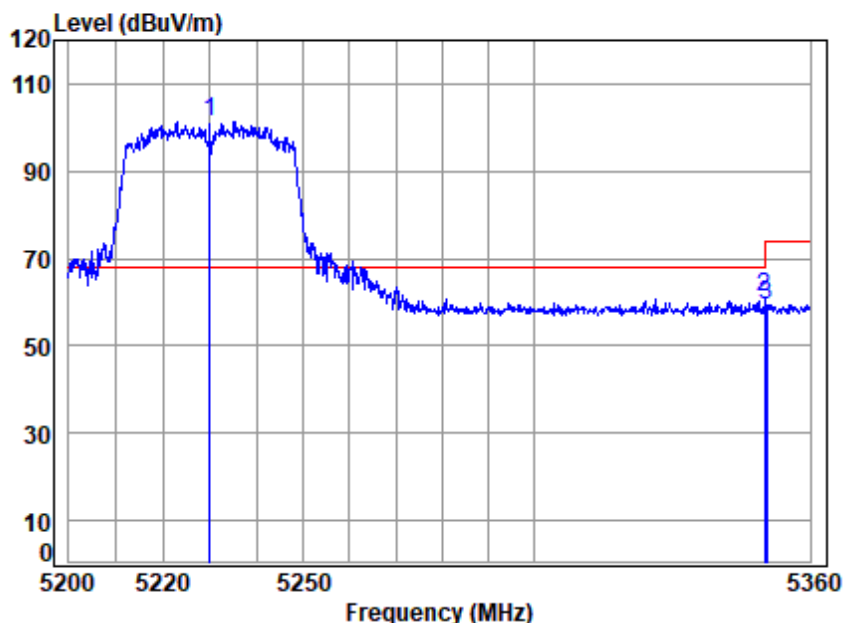
Site : chamber  
Condition: 3m VERTICAL  
Job No : 00984CR  
Mode : 5190 Band edge  
: 5G WIFI 11AC40

		Cable	Ant	Preamp	Read	Limit	Over	
Freq		Loss	Factor	Factor	Level	Level	Line	Limit Remark
MHz		dB	dB/m	dB	dBuV	dBuV/m	dBuV/m	dB
1	5149.342	7.57	34.32	42.32	52.83	52.40	54.00	-1.60 Average
2	5149.980	7.57	34.32	42.32	53.21	52.78	54.00	-1.22 Average
3	5190.000	7.64	34.36	42.32	94.99	94.67	-----	----- Average





Test Mode: 18; Polarity: Horizontal; Modulation:802.11ac; Bandwidth:40MHz; Channel:High

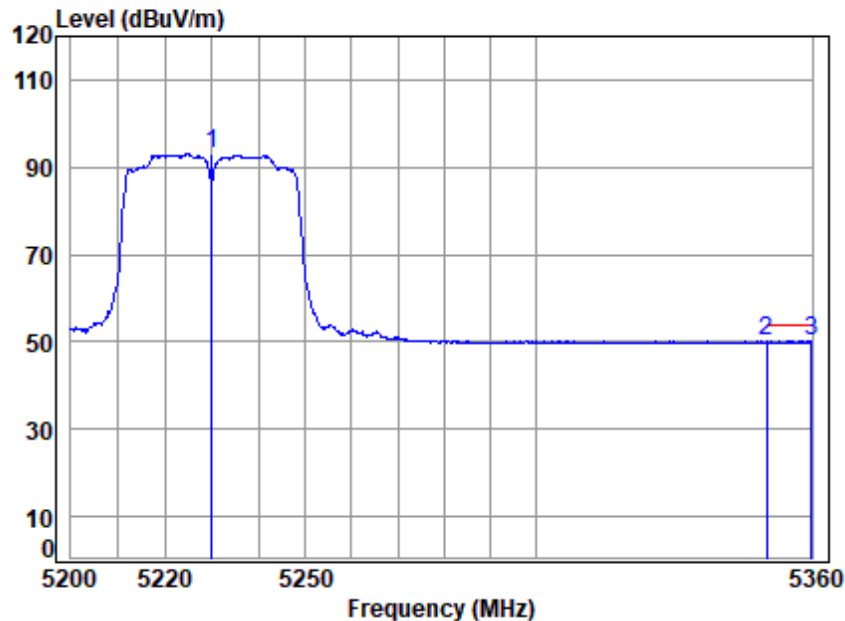


Site : chamber  
Condition: 3m HORIZONTAL  
Job No : 00984CR  
Mode : 5230 Band edge  
: 5G WIFI 11AC40

		Cable	Ant	Preamp	Read	Limit	Over	
Freq		Loss	Factor	Factor	Level	Line	Limit	Remark
MHz		dB	dB/m	dB	dBuV	dBuV/m	dB	
1 *	5230.000	7.72	34.39	42.32	101.60	101.39	68.20	33.19 peak
2	5350.020	7.92	34.48	42.34	60.91	60.97	74.00	-13.03 peak
3	5350.587	7.93	34.48	42.34	59.44	59.51	74.00	-14.49 peak



Test Mode: 18; Polarity: Horizontal; Modulation:802.11ac; Bandwidth:40MHz; Channel:High



Site : chamber  
Condition: 3m HORIZONTAL  
Job No : 00984CR  
Mode : 5230 Band edge  
: 5G WIFI 11AC40

		Cable	Ant	Preamp	Read	Limit	Over	
Freq		Loss	Factor	Factor	Level	Level	Line	Limit Remark
MHz		dB	dB/m	dB	dBuV	dBuV/m	dBuV/m	dB
1	5230.000	7.72	34.39	42.32	93.27	93.06	-----	----- Average
2	5350.020	7.92	34.48	42.34	49.92	49.98	54.00	-4.02 Average
3	5359.837	7.94	34.49	42.34	49.95	50.04	54.00	-3.96 Average

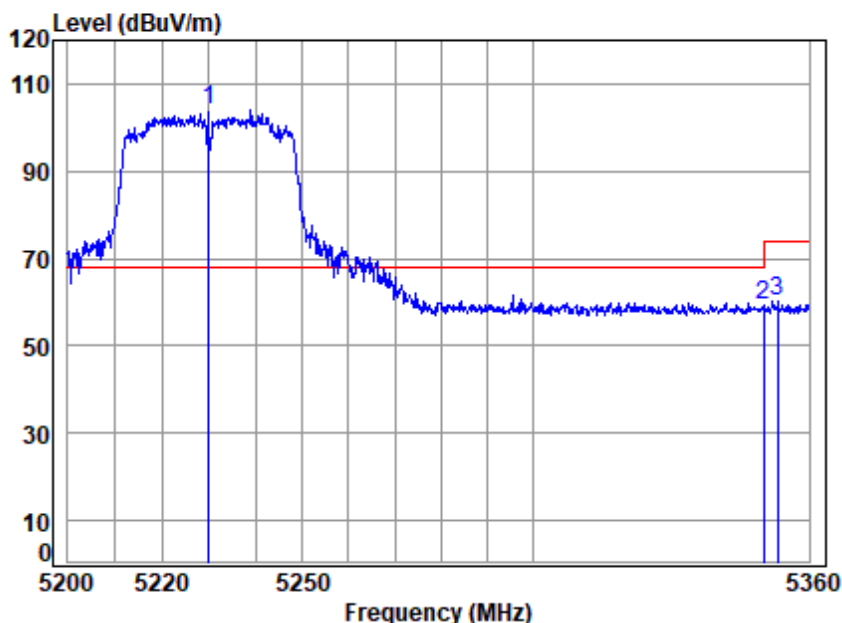


Unless otherwise agreed in writing, this document is issued by the Company subject to its General Conditions of Service printed overleaf, available on request or accessible at <http://www.sgs.com/en/Terms-and-Conditions.aspx> and, for electronic format documents, subject to Terms and Conditions for Electronic Documents at <http://www.sgs.com/en/Terms-and-Conditions/Terms-e-Documents.aspx>. Attention is drawn to the limitation of liability, indemnification and jurisdiction issues defined therein. Any holder of this document is advised that information contained hereon reflects the Company's findings at the time of its intervention only and within the limits of Client's instructions, if any. The Company's sole responsibility is to its Client and this document does not exonerate parties to a transaction from exercising all their rights and obligations under the transaction documents. This document cannot be reproduced except in full, without prior written approval of the Company. Any unauthorized alteration, forgery or falsification of the content or appearance of this document is unlawful and offenders may be prosecuted to the fullest extent of the law. Unless otherwise stated the results shown in this test report refer only to the sample(s) tested and such sample(s) are retained for 30 days only.  
Attention: To check the authenticity of testing / inspection report & certificate, please contact us at telephone: (86-755) 8307 1443, or email: [CN.Doccheck@sgs.com](mailto:CN.Doccheck@sgs.com)

SGS-CSTC Standards Technical Services Co., Ltd.  
Shenzhen Branch

No.1 Workshop, M-10, Middle Section, Science & Technology Park, Shenzhen, China 518057 t (86-755) 26012053 f (86-755) 26710594 www.sgs.com.cn  
中国·深圳·科技园中区M-10栋一号厂房 邮编: 518057 t (86-755) 26012053 f (86-755) 26710594 sgs.china@sgs.com

Test Mode: 18; Polarity: Vertical; Modulation:802.11ac; Bandwidth:40MHz; Channel:High

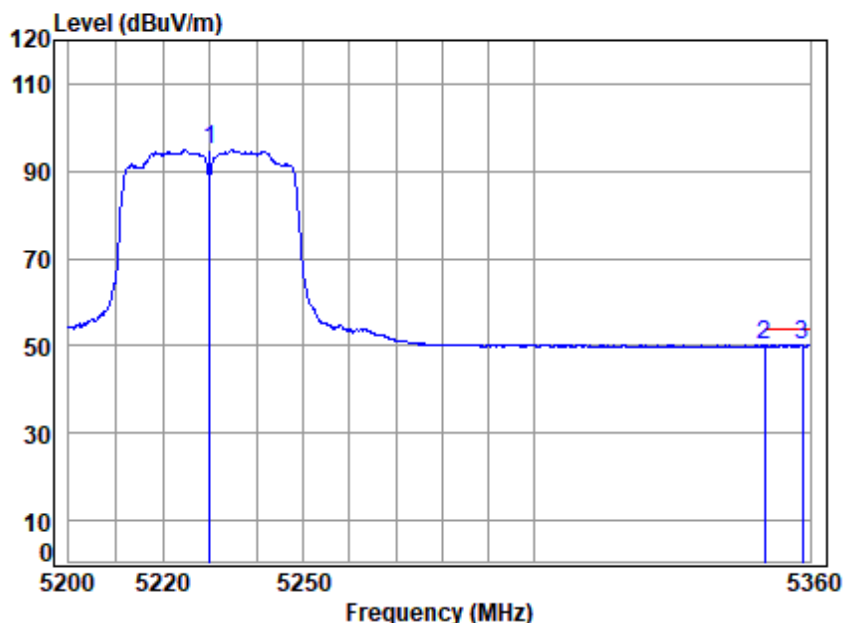


Site : chamber  
Condition: 3m VERTICAL  
Job No : 00984CR  
Mode : 5230 Band edge  
: 5G WIFI 11AC40

	Cable	Ant	Preamp	Read		Limit	Over	
Freq	Loss	Factor	Factor	Level	Level	Line	Limit	Remark
MHz	dB	dB/m	dB	dBuV	dBuV/m	dBuV/m	dB	
1 * 5230.000	7.72	34.39	42.32	104.05	103.84	68.20	35.64	Peak
2 5350.020	7.92	34.48	42.34	59.30	59.36	74.00	-14.64	Peak
3 5353.182	7.93	34.49	42.34	60.35	60.43	74.00	-13.57	Peak



Test Mode: 18; Polarity: Vertical; Modulation:802.11ac; Bandwidth:40MHz; Channel:High



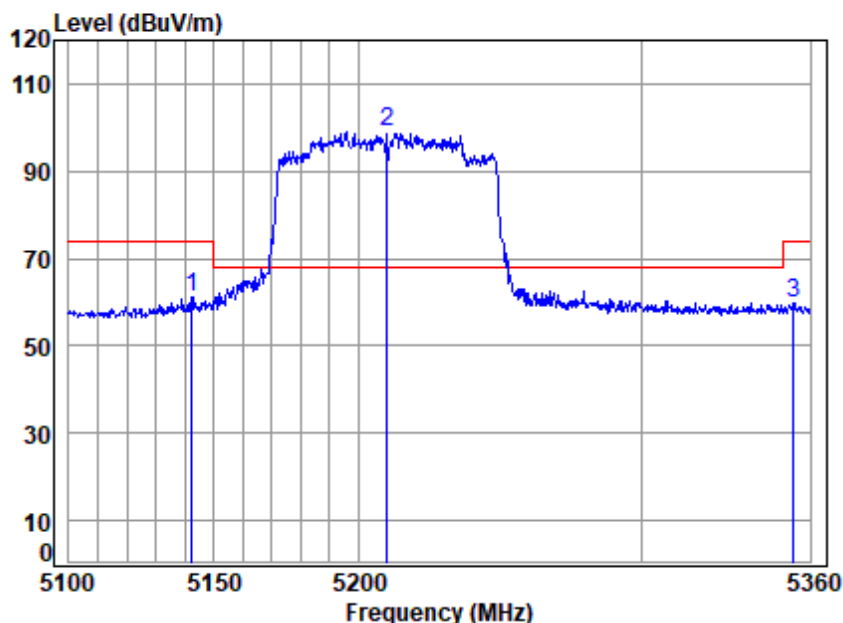
Site : chamber  
Condition: 3m VERTICAL  
Job No : 00984CR  
Mode : 5230 Band edge  
: 5G WIFI 11AC40

		Cable	Ant	Preamp	Read	Limit	Over	
Freq		Loss	Factor	Factor	Level	Level	Line	Limit Remark
MHz		dB	dB/m	dB	dBuV	dBuV/m	dBuV/m	dB
1	5230.000	7.72	34.39	42.32	95.15	94.94	-----	----- Average
2	5350.020	7.92	34.48	42.34	49.96	50.02	54.00	-3.98 Average
3	5358.376	7.94	34.49	42.34	50.00	50.09	54.00	-3.91 Average





Test Mode: 18; Polarity: Horizontal; Modulation:802.11ac; Bandwidth:80MHz; Channel:middle

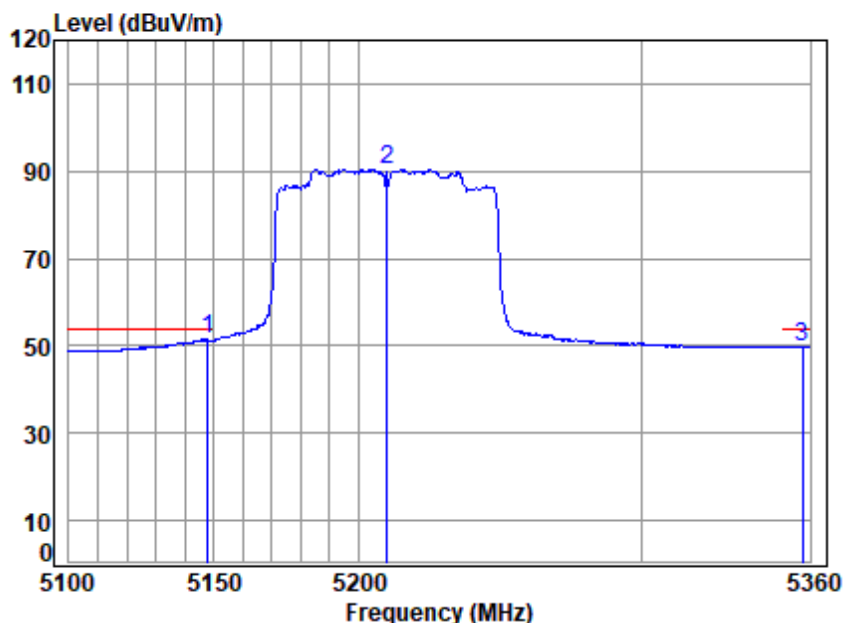


Site : chamber  
Condition: 3m HORIZONTAL  
Job No : 00984CR  
Mode : 5210 Band edge  
: 5G WIFI 11AC80

		Cable	Ant	Preamp	Read		Limit	Over	
	Freq	Loss	Factor	Factor	Level	Level	Line	Limit	Remark
	MHz	dB	dB/m	dB	dBuV	dBuV/m	dBuV/m	dB	
1	5142.270	7.56	34.32	42.32	61.47	61.03	74.00	-12.97	peak
2 *	5210.000	7.68	34.37	42.32	99.13	98.86	68.20	30.66	peak
3	5354.140	7.93	34.49	42.34	59.73	59.81	74.00	-14.19	peak



Test Mode: 18; Polarity: Horizontal; Modulation:802.11ac; Bandwidth:80MHz; Channel:middle

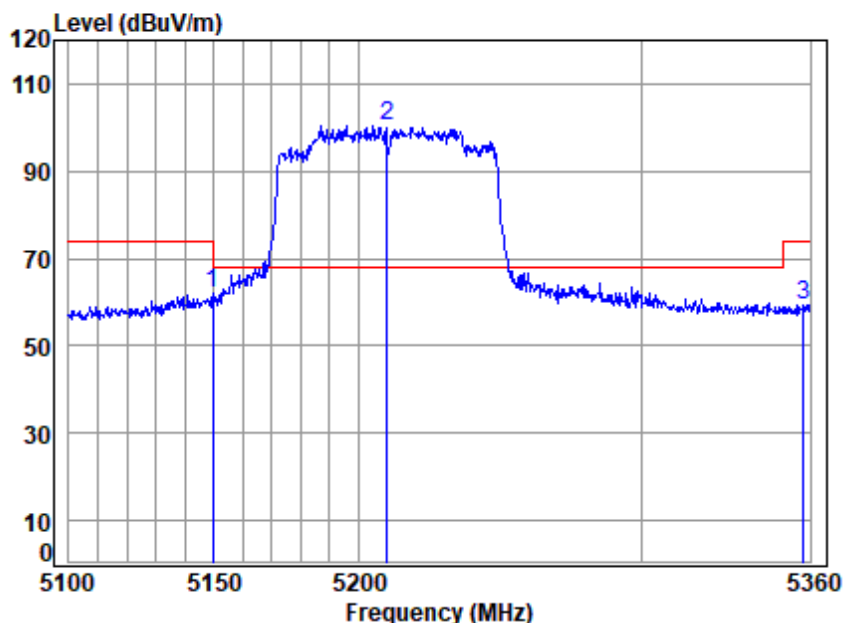


Site : chamber  
Condition: 3m HORIZONTAL  
Job No : 00984CR  
Mode : 5210 Band edge  
: 5G WIFI 11AC80

		Cable	Ant	Preamp	Read	Limit	Over	
Freq		Loss	Factor	Factor	Level	Level	Line	Limit Remark
MHz		dB	dB/m	dB	dBuV	dBuV/m	dBuV/m	dB
1	5147.643	7.57	34.32	42.32	52.00	51.57	54.00	-2.43 Average
2	5210.000	7.68	34.37	42.32	90.73	90.46	-----	----- Average
3	5357.335	7.94	34.49	42.34	49.82	49.91	54.00	-4.09 Average



Test Mode: 18; Polarity: Vertical; Modulation:802.11ac; Bandwidth:80MHz; Channel:middle

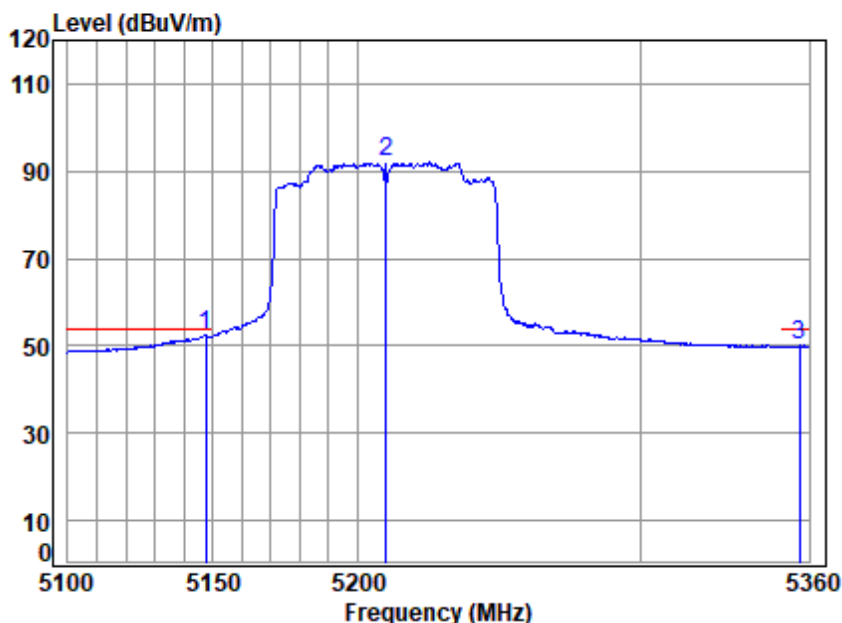


Site : chamber  
Condition: 3m VERTICAL  
Job No : 00984CR  
Mode : 5210 Band edge  
: 5G WIFI 11AC80

		Cable	Ant	Preamp	Read		Limit	Over	
	Freq	Loss	Factor	Factor	Level	Level	Line	Limit	Remark
	MHz	dB	dB/m	dB	dBuV	dBuV/m	dBuV/m	dB	
1	5149.435	7.57	34.32	42.32	62.32	61.89	74.00	-12.11	Peak
2 *	5210.000	7.68	34.37	42.32	100.77	100.50	68.20	32.30	Peak
3	5357.602	7.94	34.49	42.34	59.35	59.44	74.00	-14.56	Peak



Test Mode: 18; Polarity: Vertical; Modulation:802.11ac; Bandwidth:80MHz; Channel:middle



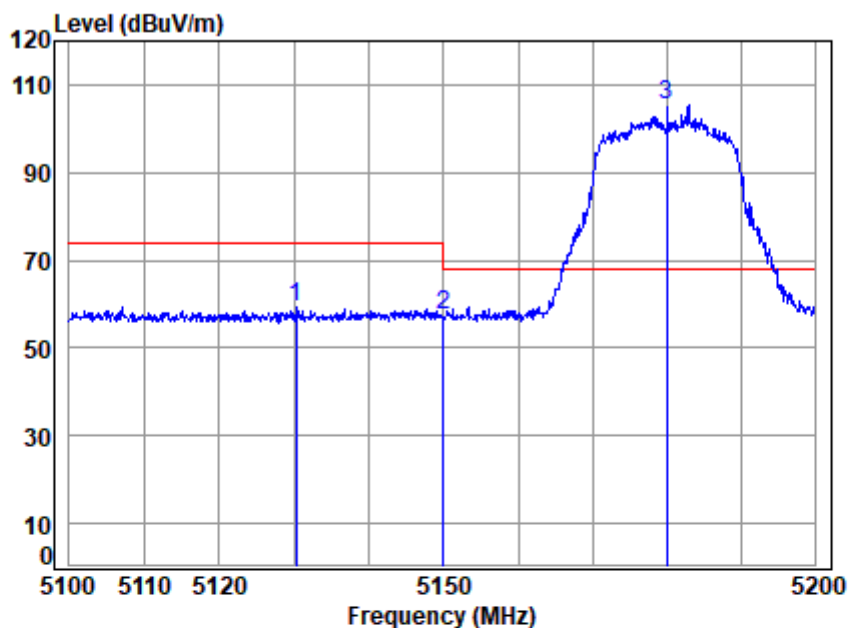
Site : chamber  
Condition: 3m VERTICAL  
Job No : 00984CR  
Mode : 5210 Band edge  
: 5G WIFI 11AC80

		Cable	Ant	Preamp	Read	Limit	Over	
Freq		Loss	Factor	Factor	Level	Level	Line	Limit Remark
MHz		dB	dB/m	dB	dBuV	dBuV/m	dBuV/m	dB
1	5147.386	7.57	34.32	42.32	52.92	52.49	54.00	-1.51 Average
2	5210.000	7.68	34.37	42.32	92.28	92.01	-----	----- Average
3	5356.537	7.94	34.49	42.34	49.89	49.98	54.00	-4.02 Average





Test Mode: 18; Polarity: Horizontal; Modulation:802.11ax; Bandwidth:20MHz; Channel:Low

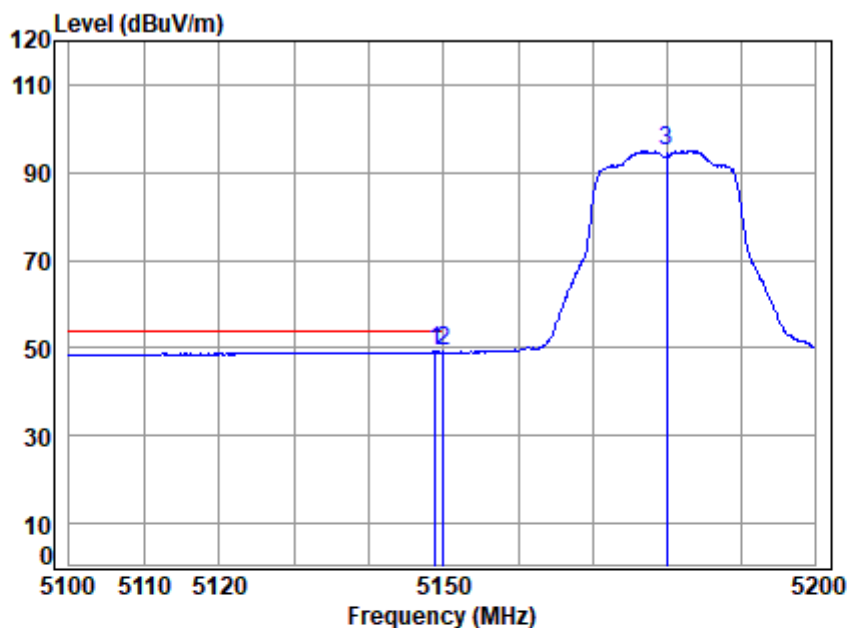


Site : chamber  
Condition: 3m HORIZONTAL  
Job No : 00984CR  
Mode : 5180 Band edge  
: 5G WIFI 11AX20

		Cable	Ant	Preamp	Read	Limit	Over	
Freq	Loss	Factor	Factor	Level	Level	Line	Limit	Remark
MHz	dB	dB/m	dB	dBuV	dBuV/m	dBuV/m	dB	
1	5130.294	7.54	34.31	42.31	59.76	59.30	74.00	-14.70 peak
2	5149.980	7.57	34.32	42.32	57.74	57.31	74.00	-16.69 peak
3 *	5180.000	7.63	34.35	42.32	105.59	105.25	68.20	37.05 peak



Test Mode: 18; Polarity: Horizontal; Modulation:802.11ax; Bandwidth:20MHz; Channel:Low

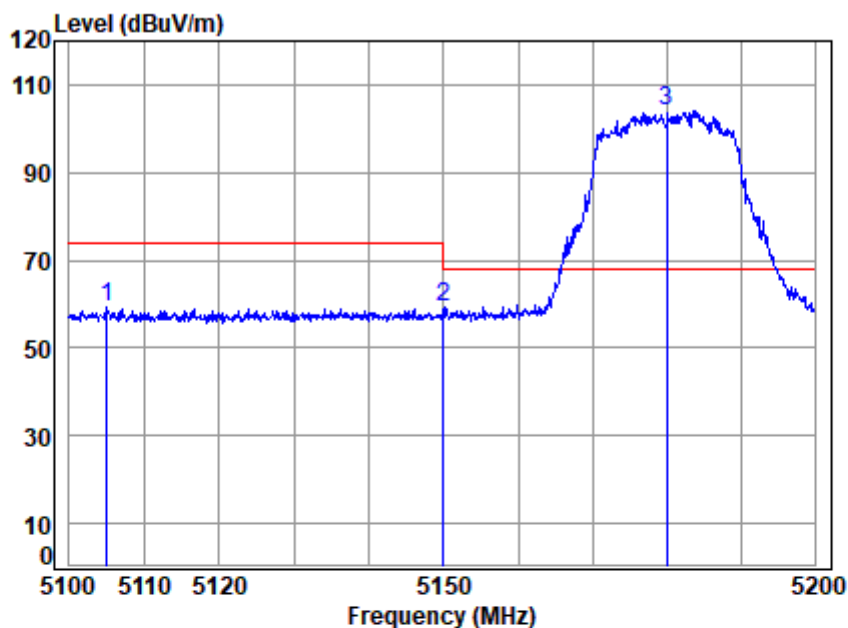


Site : chamber  
Condition: 3m HORIZONTAL  
Job No : 00984CR  
Mode : 5180 Band edge  
: 5G WIFI 11AX20

		Cable	Ant	Preamp	Read	Limit	Over	
	Freq	Loss	Factor	Factor	Level	Line	Limit	Remark
	MHz	dB	dB/m	dB	dBuV	dBuV/m	dBuV/m	dB
1	5148.857	7.57	34.32	42.32	49.56	49.13	54.00	-4.87 Average
2	5149.980	7.57	34.32	42.32	49.51	49.08	54.00	-4.92 Average
3	5180.000	7.63	34.35	42.32	95.32	94.98	-----	----- Average



Test Mode: 18; Polarity: Vertical; Modulation:802.11ax; Bandwidth:20MHz; Channel:Low

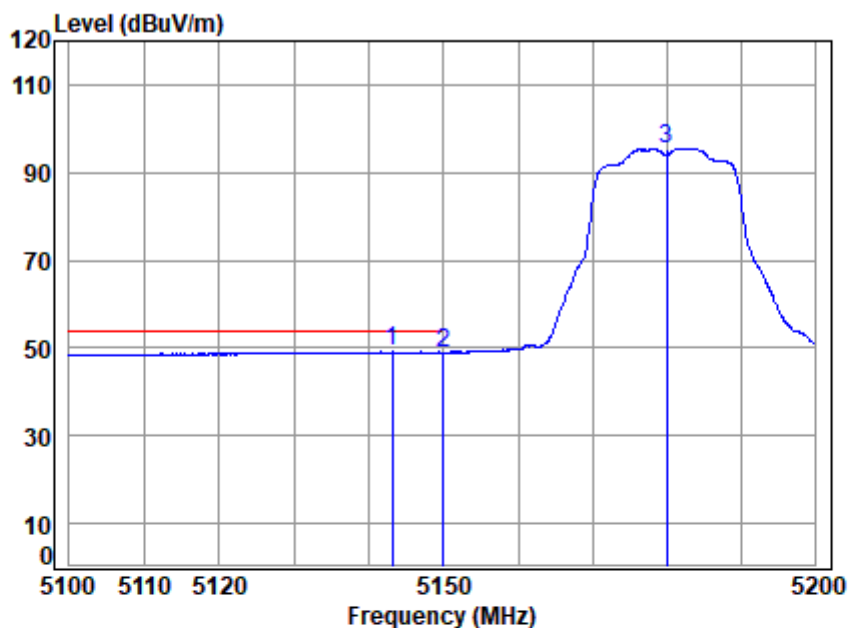


Site : chamber  
Condition: 3m VERTICAL  
Job No : 00984CR  
Mode : 5180 Band edge  
: 5G WIFI 11AX20

		Cable	Ant	Preamp	Read	Limit	Over	
Freq	Loss	Factor	Factor	Level	Level	Line	Limit	Remark
MHz	dB	dB/m	dB	dBuV	dBuV/m	dBuV/m	dB	
1	5105.053	7.49	34.29	42.31	59.64	59.11	74.00	-14.89 Peak
2	5149.980	7.57	34.32	42.32	59.74	59.31	74.00	-14.69 Peak
3 *	5180.000	7.63	34.35	42.32	104.59	104.25	68.20	36.05 Peak



Test Mode: 18; Polarity: Vertical; Modulation:802.11ax; Bandwidth:20MHz; Channel:Low



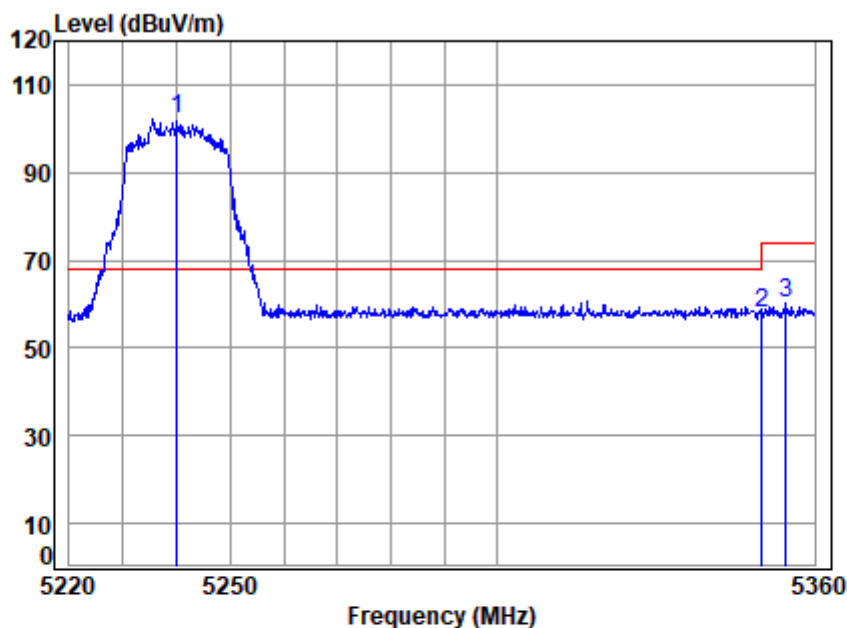
Site : chamber  
Condition: 3m VERTICAL  
Job No : 00984CR  
Mode : 5180 Band edge  
: 5G WIFI 11AX20

		Cable	Ant	Preamp	Read	Limit	Over	
	Freq	Loss	Factor	Factor	Level	Line	Limit	Remark
	MHz	dB	dB/m	dB	dBuV	dBuV/m	dBuV/m	dB
1	5143.162	7.56	34.32	42.32	49.54	49.10	54.00	-4.90 Average
2	5149.980	7.57	34.32	42.32	49.48	49.05	54.00	-4.95 Average
3	5180.000	7.63	34.35	42.32	95.83	95.49	-----	----- Average





Test Mode: 18; Polarity: Horizontal; Modulation:802.11ax; Bandwidth:20MHz; Channel:High

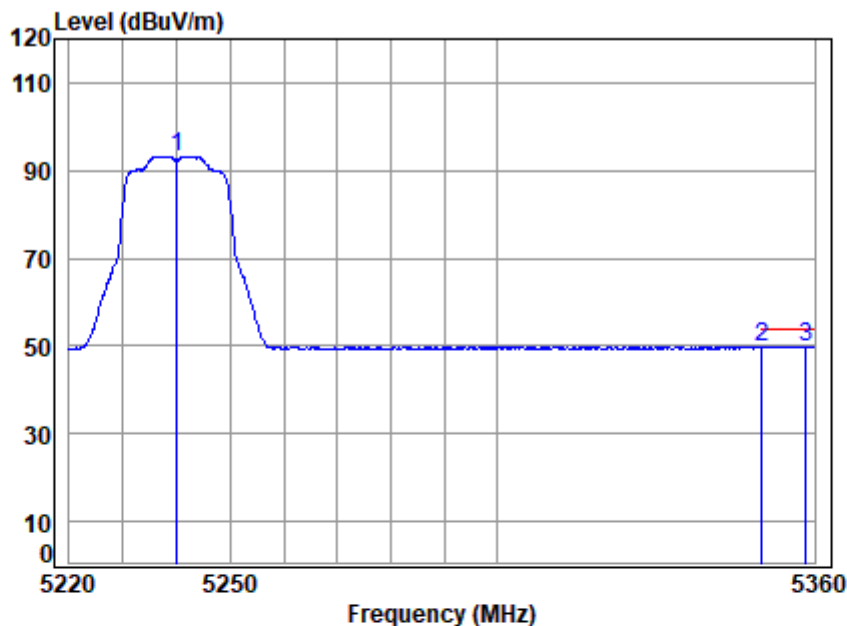


Site : chamber  
Condition: 3m HORIZONTAL  
Job No : 00984CR  
Mode : 5240 Band edge  
: 5G WIFI 11AX20

	Cable	Ant	Preamp	Read		Limit	Over	
Freq	Loss	Factor	Factor	Level	Level	Line	Limit	Remark
MHz	dB	dB/m	dB	dBuV	dBuV/m	dBuV/m	dB	
1 * 5240.000	7.73	34.40	42.33	102.55	102.35	68.20	34.15	peak
2 5350.020	7.92	34.48	42.34	57.75	57.81	74.00	-16.19	peak
3 5354.612	7.93	34.49	42.34	59.97	60.05	74.00	-13.95	peak



Test Mode: 18; Polarity: Horizontal; Modulation:802.11ax; Bandwidth:20MHz; Channel:High

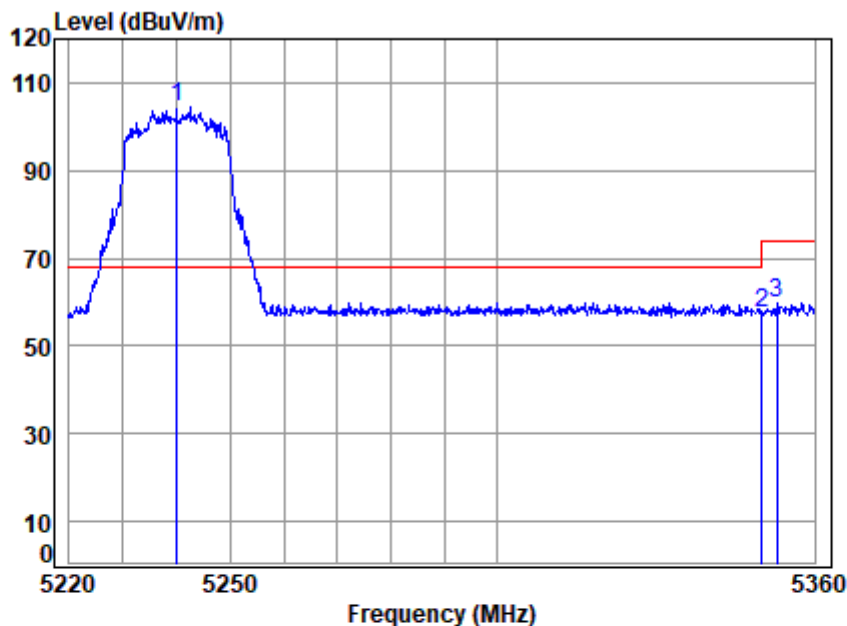


Site : chamber  
Condition: 3m HORIZONTAL  
Job No : 00984CR  
Mode : 5240 Band edge  
: 5G WIFI 11AX20

		Cable	Ant	Preamp	Read	Limit	Over	
	Freq	Loss	Factor	Factor	Level	Line	Limit	Remark
	MHz	dB	dB/m	dB	dBuV	dBuV/m	dBuV/m	dB
1	5240.000	7.73	34.40	42.33	93.50	93.30	-----	----- Average
2	5350.020	7.92	34.48	42.34	49.55	49.61	54.00	-4.39 Average
3	5358.440	7.94	34.49	42.34	49.65	49.74	54.00	-4.26 Average



Test Mode: 18; Polarity: Vertical; Modulation:802.11ax; Bandwidth:20MHz; Channel:High

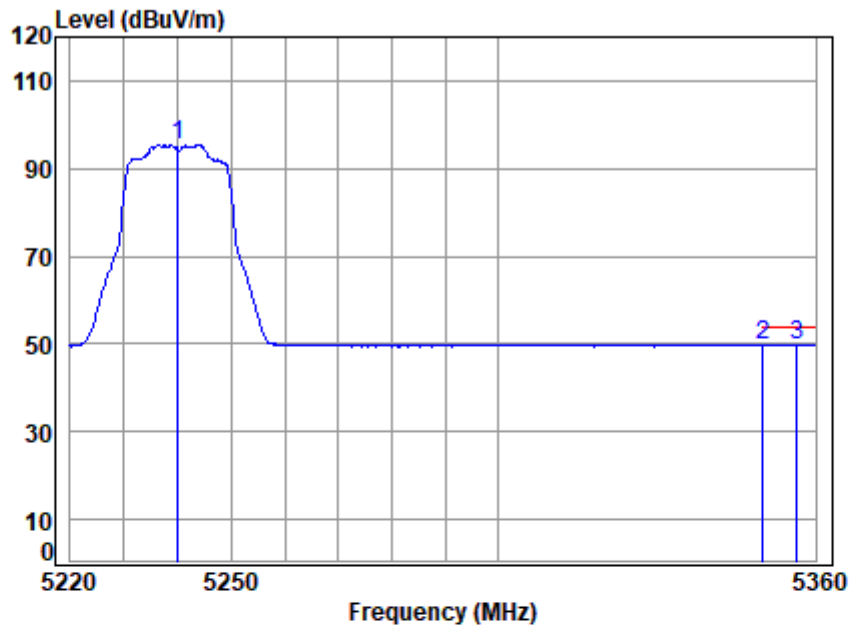


Site : chamber  
Condition: 3m VERTICAL  
Job No : 00984CR  
Mode : 5240 Band edge  
: 5G WIFI 11AX20

	Cable	Ant	Preamp	Read		Limit	Over	
Freq	Loss	Factor	Factor	Level	Level	Line	Limit	Remark
MHz	dB	dB/m	dB	dBuV	dBuV/m	dBuV/m	dB	
1 * 5240.000	7.73	34.40	42.33	104.52	104.32	68.20	36.12	Peak
2 5350.020	7.92	34.48	42.34	57.36	57.42	74.00	-16.58	Peak
3 5352.770	7.93	34.49	42.34	59.71	59.79	74.00	-14.21	Peak



Test Mode: 18; Polarity: Vertical; Modulation:802.11ax; Bandwidth:20MHz; Channel:High



Site : chamber  
Condition: 3m VERTICAL  
Job No : 00984CR  
Mode : 5240 Band edge  
: 5G WIFI 11AX20

		Cable	Ant	Preamp	Read	Limit	Over	
	Freq	Loss	Factor	Factor	Level	Line	Limit	Remark
	MHz	dB	dB/m	dB	dBuV	dBuV/m	dBuV/m	dB
1	5240.000	7.73	34.40	42.33	95.50	95.30	-----	----- Average
2	5350.020	7.92	34.48	42.34	49.54	49.60	54.00	-4.40 Average
3	5356.455	7.94	34.49	42.34	49.81	49.90	54.00	-4.10 Average



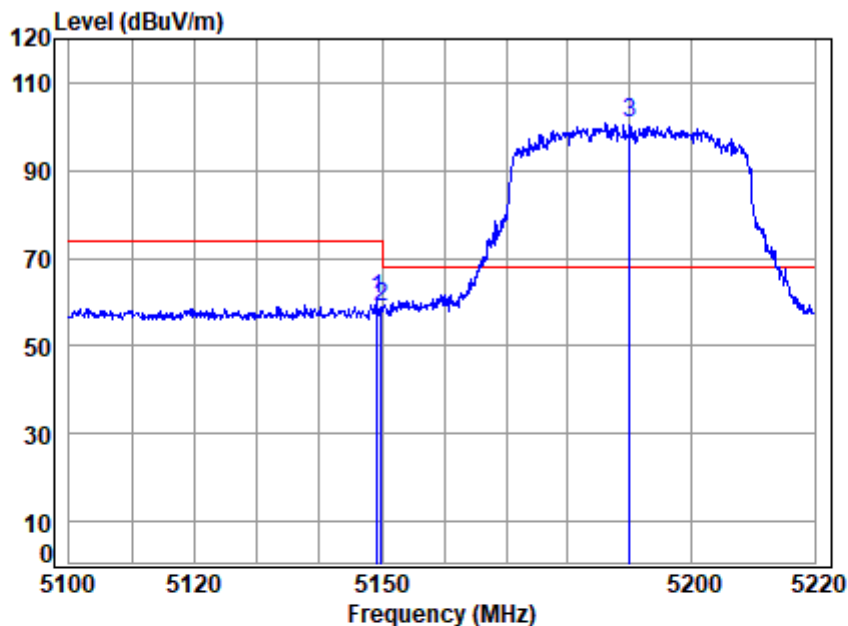
Unless otherwise agreed in writing, this document is issued by the Company subject to its General Conditions of Service printed overleaf, available on request or accessible at <http://www.sgs.com/en/Terms-and-Conditions.aspx> and, for electronic format documents, subject to Terms and Conditions for Electronic Documents at <http://www.sgs.com/en/Terms-and-Conditions/Terms-e-Documents.aspx>. Attention is drawn to the limitation of liability, indemnification and jurisdiction issues defined therein. Any holder of this document is advised that information contained hereon reflects the Company's findings at the time of its intervention only and within the limits of Client's instructions, if any. The Company's sole responsibility is to its Client and this document does not exonerate parties to a transaction from exercising all their rights and obligations under the transaction documents. This document cannot be reproduced except in full, without prior written approval of the Company. Any unauthorized alteration, forgery or falsification of the content or appearance of this document is unlawful and offenders may be prosecuted to the fullest extent of the law. Unless otherwise stated the results shown in this test report refer only to the sample(s) tested and such sample(s) are retained for 30 days only.  
Attention: To check the authenticity of testing / inspection report & certificate, please contact us at telephone: (86-755) 8307 1443, or email: [CN.Doccheck@sgs.com](mailto:CN.Doccheck@sgs.com)

SGS-CSTC Standards Technical Services Co., Ltd.  
Shenzhen Branch

No.1 Workshop, M-10, Middle Section, Science & Technology Park, Shenzhen, China 518057 t (86-755) 26012053 f (86-755) 26710594 www.sgs.com.cn  
中国·深圳·科技园中区M-10栋一号厂房 邮编: 518057 t (86-755) 26012053 f (86-755) 26710594 sgs.china@sgs.com



Test Mode: 18; Polarity: Horizontal; Modulation:802.11ax; Bandwidth:40MHz; Channel:Low

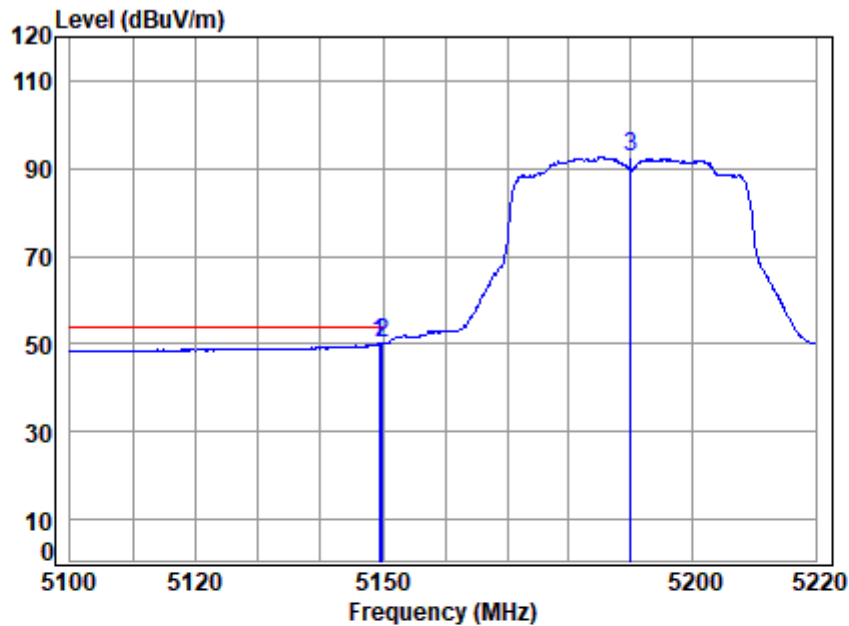


Site : chamber  
Condition: 3m HORIZONTAL  
Job No : 00984CR  
Mode : 5190 Band edge  
: 5G WIFI 11AX40

		Cable	Ant	Preamp	Read		Limit	Over	
	Freq	Loss	Factor	Factor	Level	Level	Line	Limit	Remark
	MHz	dB	dB/m	dB	dBuV	dBuV/m	dBuV/m	dB	
1	5149.222	7.57	34.32	42.32	61.08	60.65	74.00	-13.35	peak
2	5149.980	7.57	34.32	42.32	59.41	58.98	74.00	-15.02	peak
3 *	5190.000	7.64	34.36	42.32	100.93	100.61	68.20	32.41	peak



Test Mode: 18; Polarity: Horizontal; Modulation:802.11ax; Bandwidth:40MHz; Channel:Low

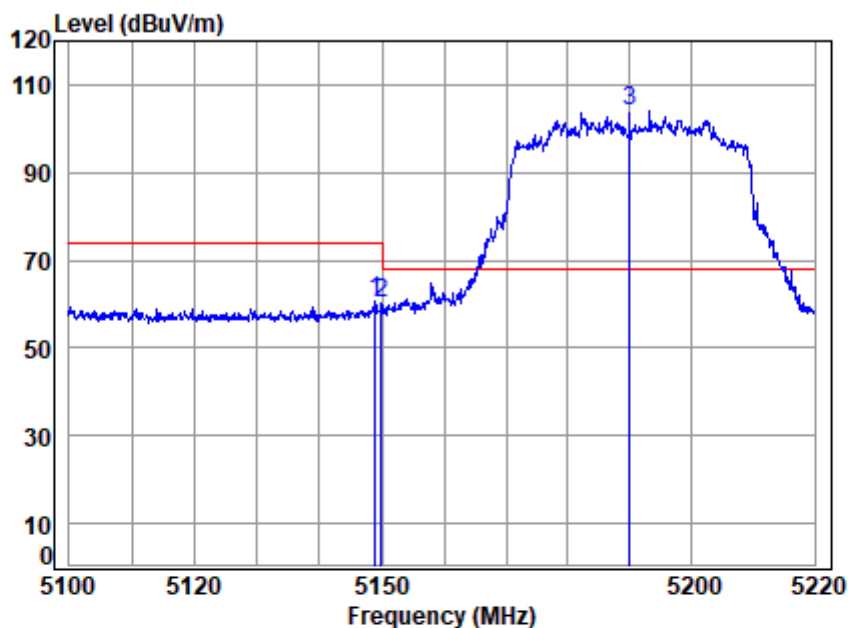


Site : chamber  
Condition: 3m HORIZONTAL  
Job No : 00984CR  
Mode : 5190 Band edge  
: 5G WIFI 11AX40

		Cable	Ant	Preamp	Read	Limit	Over	
	Freq	Loss	Factor	Factor	Level	Line	Limit	Remark
	MHz	dB	dB/m	dB	dBuV	dBuV/m	dBuV/m	dB
1	5149.461	7.57	34.32	42.32	50.46	50.03	54.00	-3.97 Average
2	5149.980	7.57	34.32	42.32	50.47	50.04	54.00	-3.96 Average
3	5190.000	7.64	34.36	42.32	93.03	92.71	-----	----- Average



Test Mode: 18; Polarity: Vertical; Modulation:802.11ax; Bandwidth:40MHz; Channel:Low

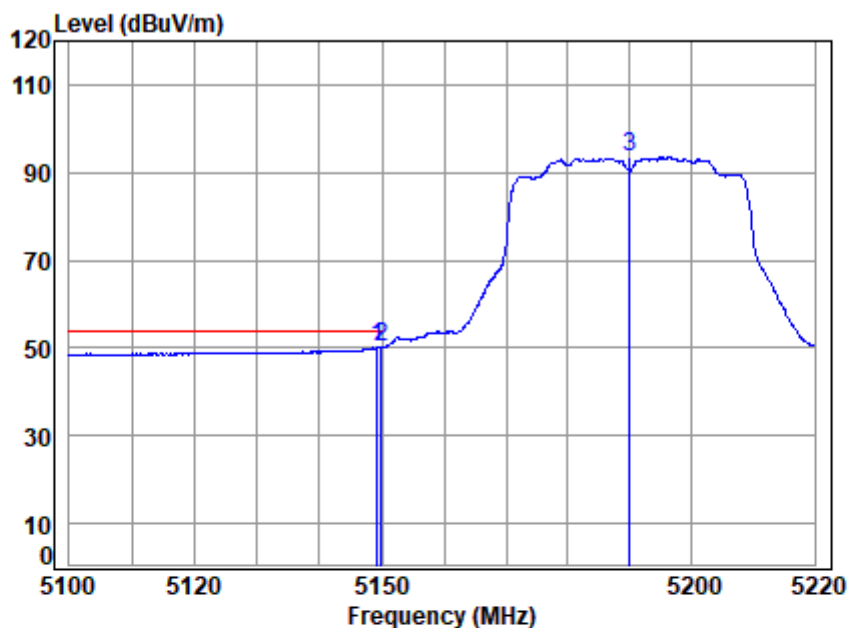


Site : chamber  
Condition: 3m VERTICAL  
Job No : 00984CR  
Mode : 5190 Band edge  
: 5G WIFI 11AX40

		Cable	Ant	Preamp	Read	Limit	Over	
	Freq	Loss	Factor	Factor	Level	Line	Limit	Remark
	MHz	dB	dB/m	dB	dBuV	dBuV/m	dBuV/m	dB
1	5148.982	7.57	34.32	42.32	60.93	60.50	74.00	-13.50 Peak
2	5149.980	7.57	34.32	42.32	60.49	60.06	74.00	-13.94 Peak
3 *	5190.000	7.64	34.36	42.32	104.47	104.15	68.20	35.95 Peak



Test Mode: 18; Polarity: Vertical; Modulation:802.11ax; Bandwidth:40MHz; Channel:Low



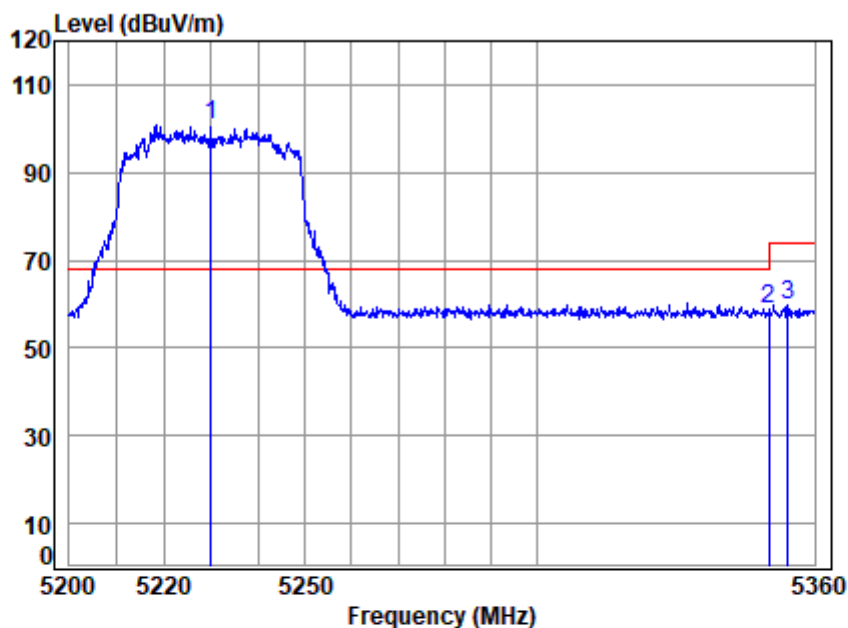
Site : chamber  
Condition: 3m VERTICAL  
Job No : 00984CR  
Mode : 5190 Band edge  
: 5G WIFI 11AX40

	Freq	Cable Loss	Ant Factor	Preamp Factor	Read Level	Limit Level	Limit Line	Over Limit	Remark
	MHz	dB	dB/m	dB	dBuV	dBuV/m	dBuV/m	dB	
1	5149.222	7.57	34.32	42.32	50.62	50.19	54.00	-3.81	Average
2	5149.980	7.57	34.32	42.32	50.64	50.21	54.00	-3.79	Average
3	5190.000	7.64	34.36	42.32	93.80	93.48	-----	-----	Average





Test Mode: 18; Polarity: Horizontal; Modulation:802.11ax; Bandwidth:40MHz; Channel:High

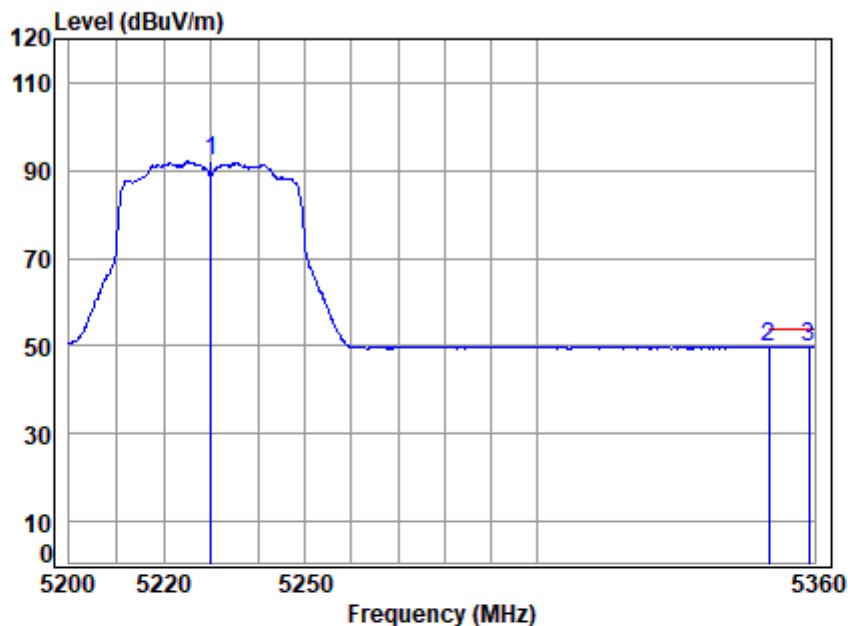


Site : chamber  
Condition: 3m HORIZONTAL  
Job No : 00984CR  
Mode : 5230 Band edge  
: 5G WIFI 11AX40

	Cable	Ant	Preamp	Read		Limit	Over	
Freq	Loss	Factor	Factor	Level	Level	Line	Limit	Remark
MHz	dB	dB/m	dB	dBuV	dBuV/m	dBuV/m	dB	
1 * 5230.000	7.72	34.39	42.32	101.21	101.00	68.20	32.80	peak
2 5350.020	7.92	34.48	42.34	58.71	58.77	74.00	-15.23	peak
3 5354.155	7.93	34.49	42.34	59.78	59.86	74.00	-14.14	peak



Test Mode: 18; Polarity: Horizontal; Modulation:802.11ax; Bandwidth:40MHz; Channel:High



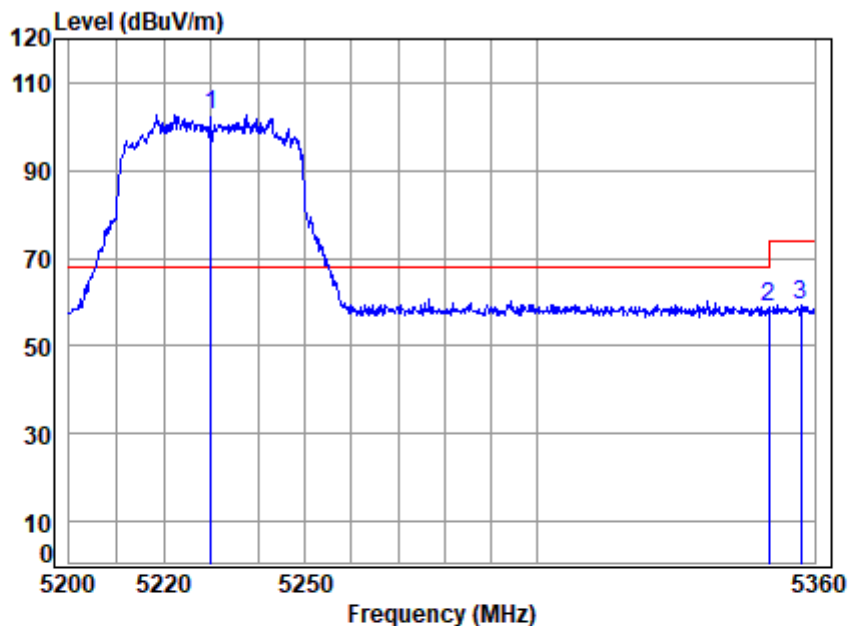
Site : chamber  
Condition: 3m HORIZONTAL  
Job No : 00984CR  
Mode : 5230 Band edge  
: 5G WIFI 11AX40

		Cable	Ant	Preamp	Read		Limit	Over	
	Freq	Loss	Factor	Factor	Level	Level	Line	Limit	Remark
	MHz	dB	dB/m	dB	dBuV	dBuV/m	dBuV/m	dB	
1	5230.000	7.72	34.39	42.32	92.21	92.00	-----	-----	Average
2	5350.020	7.92	34.48	42.34	49.59	49.65	54.00	-4.35	Average
3	5358.863	7.94	34.49	42.34	49.81	49.90	54.00	-4.10	Average



Unless otherwise agreed in writing, this document is issued by the Company subject to its General Conditions of Service printed overleaf, available on request or accessible at <http://www.sgs.com/en/Terms-and-Conditions.aspx> and, for electronic format documents, subject to Terms and Conditions for Electronic Documents at <http://www.sgs.com/en/Terms-and-Conditions/Terms-e-Documents.aspx>. Attention is drawn to the limitation of liability, indemnification and jurisdiction issues defined therein. Any holder of this document is advised that information contained hereon reflects the Company's findings at the time of its intervention only and within the limits of Client's instructions, if any. The Company's sole responsibility is to its Client and this document does not exonerate parties to a transaction from exercising all their rights and obligations under the transaction documents. This document cannot be reproduced except in full, without prior written approval of the Company. Any unauthorized alteration, forgery or falsification of the content or appearance of this document is unlawful and offenders may be prosecuted to the fullest extent of the law. Unless otherwise stated the results shown in this test report refer only to the sample(s) tested and such sample(s) are retained for 30 days only.  
Attention: To check the authenticity of testing / inspection report & certificate, please contact us at telephone: (86-755) 8307 1443, or email: [CN.Doccheck@sgs.com](mailto:CN.Doccheck@sgs.com)

Test Mode: 18; Polarity: Vertical; Modulation:802.11ax; Bandwidth:40MHz; Channel:High

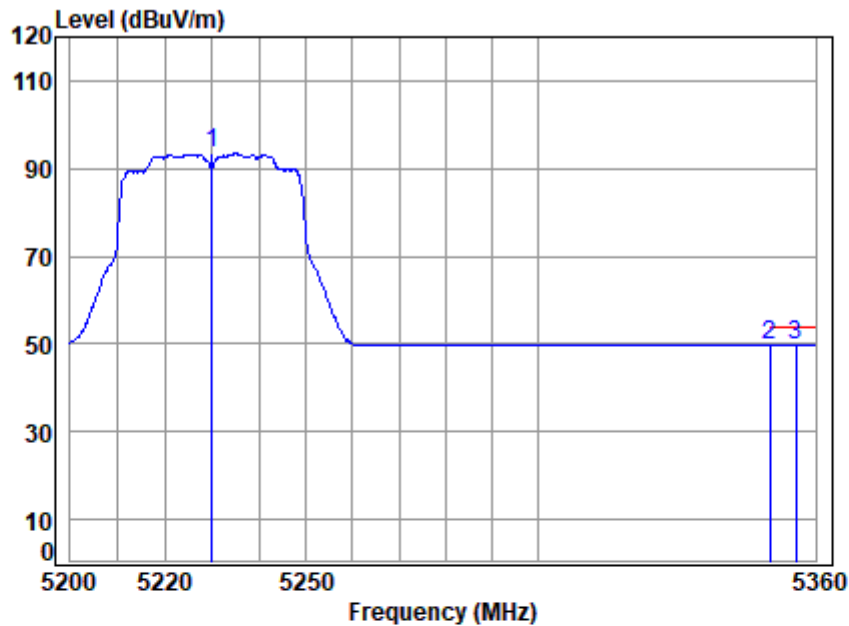


Site : chamber  
Condition: 3m VERTICAL  
Job No : 00984CR  
Mode : 5230 Band edge  
: 5G WIFI 11AX40

	Cable	Ant	Preamp	Read		Limit	Over	
Freq	Loss	Factor	Factor	Level	Level	Line	Limit	Remark
MHz	dB	dB/m	dB	dBuV	dBuV/m	dBuV/m	dB	
1 * 5230.000	7.72	34.39	42.32	102.75	102.54	68.20	34.34	Peak
2 5350.020	7.92	34.48	42.34	58.72	58.78	74.00	-15.22	Peak
3 5357.077	7.94	34.49	42.34	59.26	59.35	74.00	-14.65	Peak



Test Mode: 18; Polarity: Vertical; Modulation:802.11ax; Bandwidth:40MHz; Channel:High



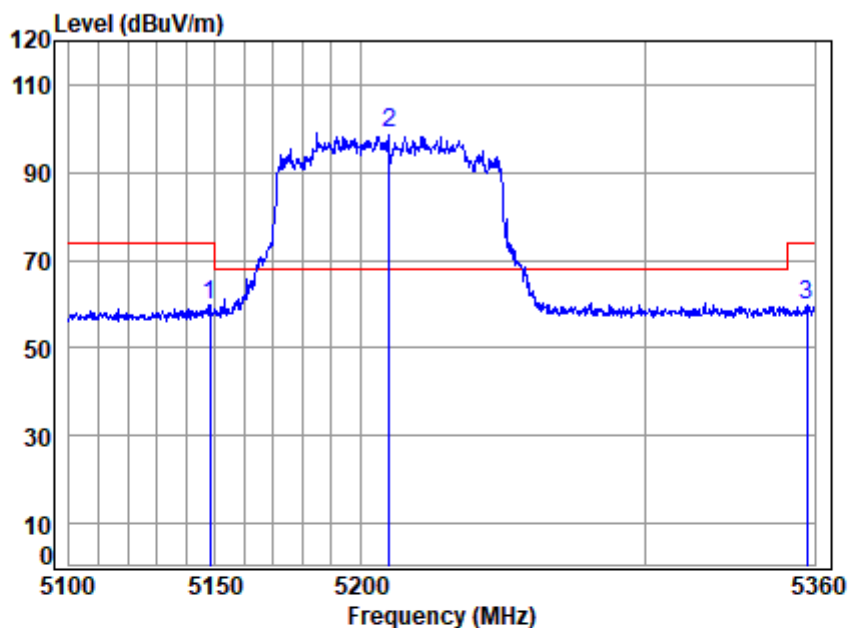
Site : chamber  
Condition: 3m VERTICAL  
Job No : 00984CR  
Mode : 5230 Band edge  
: 5G WIFI 11AX40

	Freq	Cable Loss	Ant Factor	Preamp Factor	Read Level	Level	Limit Line	Over Limit	Remark
	MHz	dB	dB/m	dB	dBuV	dBuV/m	dBuV/m	dB	
1	5230.000	7.72	34.39	42.32	93.77	93.56	-----	-----	Average
2	5350.020	7.92	34.48	42.34	49.71	49.77	54.00	-4.23	Average
3	5355.778	7.93	34.49	42.34	49.79	49.87	54.00	-4.13	Average





Test Mode: 18; Polarity: Horizontal; Modulation:802.11ax; Bandwidth:80MHz; Channel:Middle

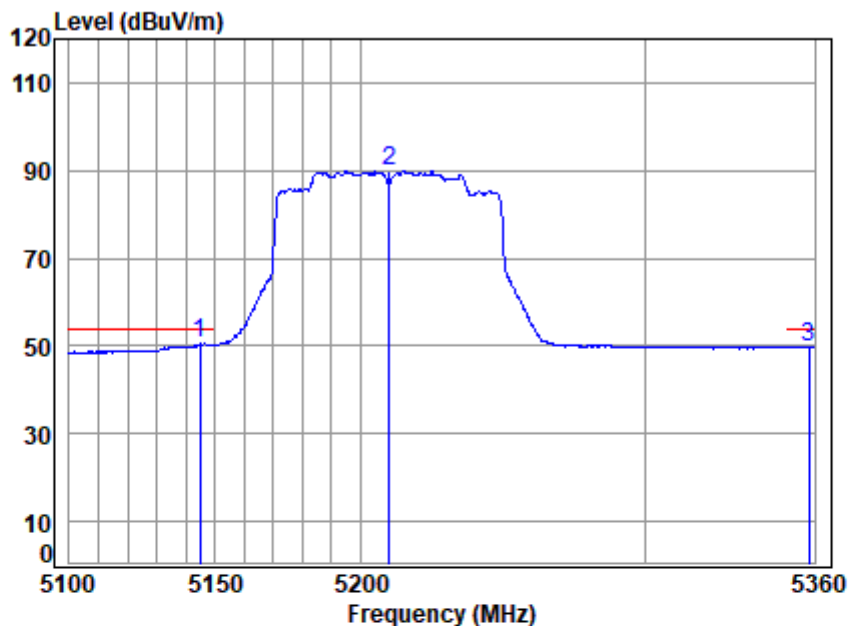


Site : chamber  
Condition: 3m HORIZONTAL  
Job No : 00984CR  
Mode : 5210 Band edge  
: 5G WIFI 11AX80

		Cable	Ant	Preamp	Read		Limit	Over	
	Freq	Loss	Factor	Factor	Level	Level	Line	Limit	Remark
	MHz	dB	dB/m	dB	dBuV	dBuV/m	dBuV/m	dB	
1	5148.154	7.57	34.32	42.32	60.29	59.86	74.00	-14.14	peak
2 *	5210.000	7.68	34.37	42.32	99.06	98.79	68.20	30.59	peak
3	5357.335	7.94	34.49	42.34	59.53	59.62	74.00	-14.38	peak



Test Mode: 18; Polarity: Horizontal; Modulation:802.11ax; Bandwidth:80MHz; Channel:Middle

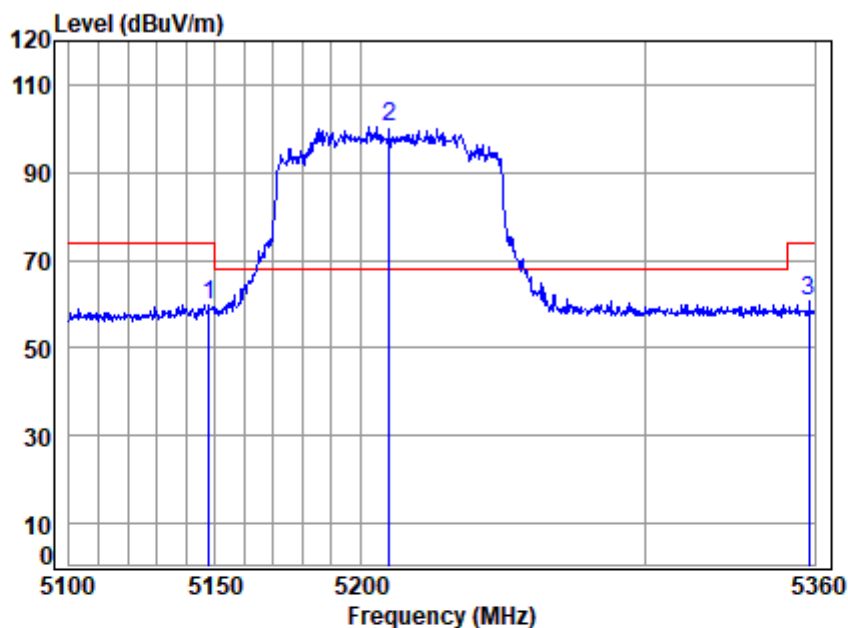


Site : chamber  
Condition: 3m HORIZONTAL  
Job No : 00984CR  
Mode : 5210 Band edge  
: 5G WIFI 11AX80

		Cable	Ant	Preamp	Read	Limit	Over	
	Freq	Loss	Factor	Factor	Level	Line	Limit	Remark
	MHz	dB	dB/m	dB	dBuV	dBuV/m	dBuV/m	dB
1	5144.828	7.56	34.32	42.32	51.00	50.56	54.00	-3.44 Average
2	5210.000	7.68	34.37	42.32	90.11	89.84	-----	----- Average
3	5358.135	7.94	34.49	42.34	49.72	49.81	54.00	-4.19 Average



Test Mode: 18; Polarity: Vertical; Modulation:802.11ax; Bandwidth:80MHz; Channel:Middle

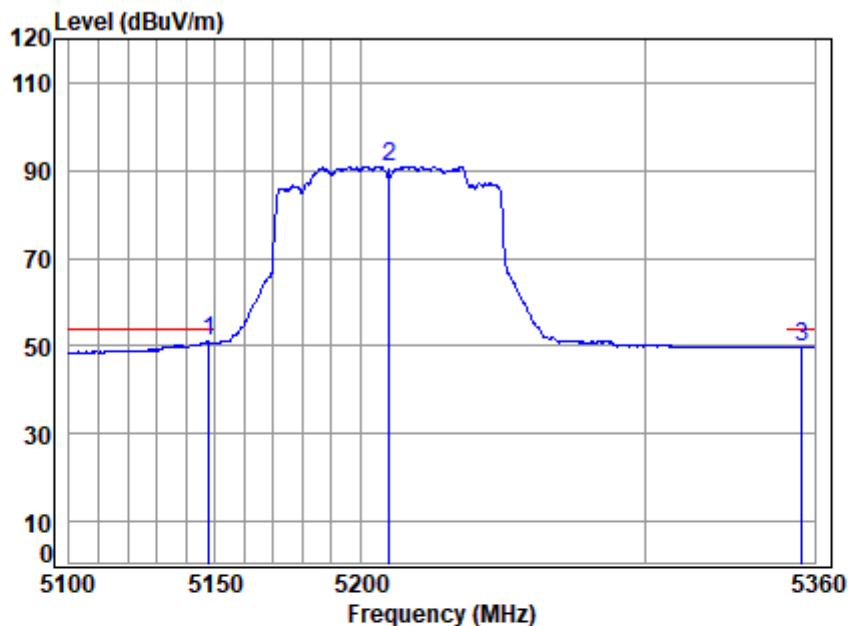


Site : chamber  
Condition: 3m VERTICAL  
Job No : 00984CR  
Mode : 5210 Band edge  
: 5G WIFI 11AX80

		Cable	Ant	Preamp	Read		Limit	Over	
	Freq	Loss	Factor	Factor	Level	Level	Line	Limit	Remark
	MHz	dB	dB/m	dB	dBuV	dBuV/m	dBuV/m	dB	
1	5147.898	7.57	34.32	42.32	60.37	59.94	74.00	-14.06	Peak
2 *	5210.000	7.68	34.37	42.32	100.62	100.35	68.20	32.15	Peak
3	5358.135	7.94	34.49	42.34	60.59	60.68	74.00	-13.32	Peak



Test Mode: 18; Polarity: Vertical; Modulation:802.11ax; Bandwidth:80MHz; Channel:Middle



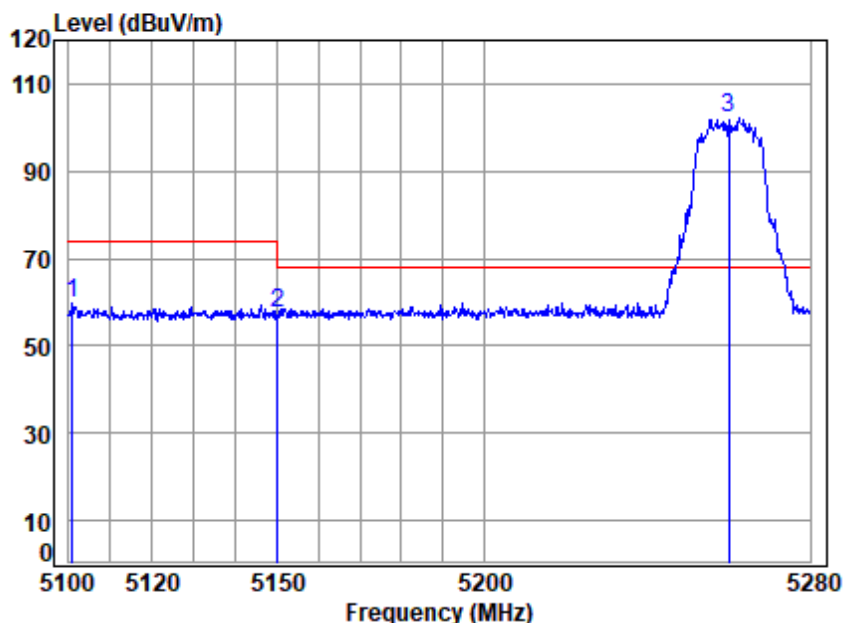
Site : chamber  
Condition: 3m VERTICAL  
Job No : 00984CR  
Mode : 5210 Band edge  
: 5G WIFI 11AX80

	Freq	Cable Loss	Ant Factor	Preamp Factor	Read Level	Limit Level	Limit Line	Over Limit	Remark
	MHz	dB	dB/m	dB	dBuV	dBuV/m	dBuV/m	dB	
1	5147.643	7.57	34.32	42.32	51.52	51.09	54.00	-2.91	Average
2	5210.000	7.68	34.37	42.32	91.26	90.99	-----	-----	Average
3	5355.471	7.93	34.49	42.34	49.85	49.93	54.00	-4.07	Average





Test Mode: 19; Polarity: Horizontal; Modulation:802.11a; Bandwidth:20MHz; Channel:Low

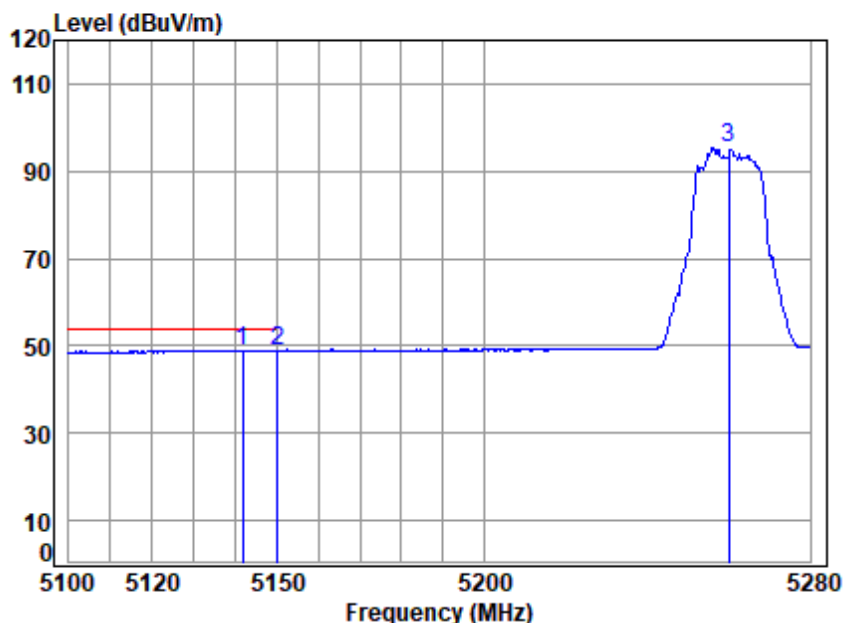


Site : chamber  
Condition: 3m HORIZONTAL  
Job No : 00984CR  
Mode : 5260 Band edge  
: 5G WIFI 11A

		Cable	Ant	Preamp	Read		Limit	Over	
	Freq	Loss	Factor	Factor	Level	Level	Line	Limit	Remark
	MHz	dB	dB/m	dB	dBuV	dBuV/m	dBuV/m	dB	
1	5100.885	7.48	34.28	42.31	60.21	59.66	74.00	-14.34	peak
2	5149.980	7.57	34.32	42.32	57.78	57.35	74.00	-16.65	peak
3 *	5260.000	7.77	34.41	42.33	102.35	102.20	68.20	34.00	peak



Test Mode: 19; Polarity: Horizontal; Modulation:802.11a; Bandwidth:20MHz; Channel:Low

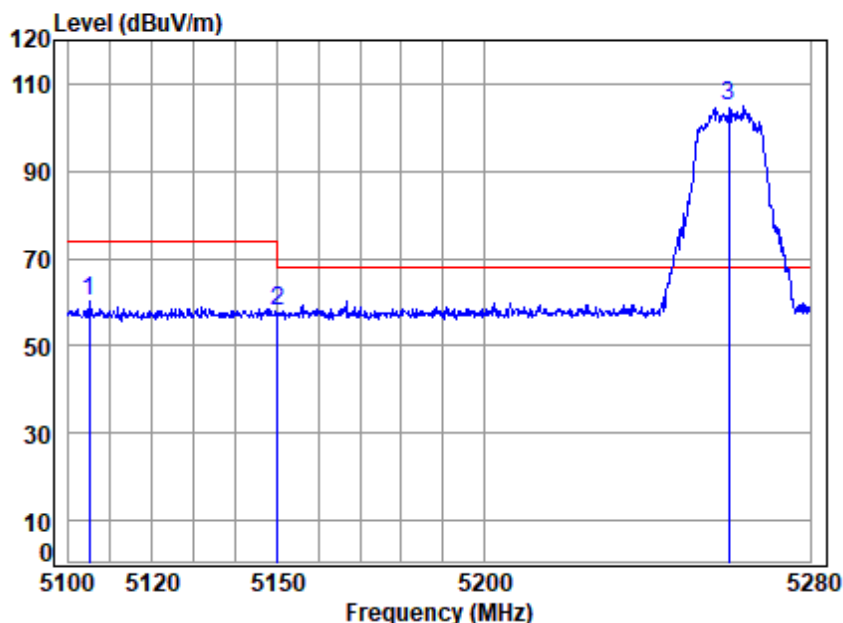


Site : chamber  
Condition: 3m HORIZONTAL  
Job No : 00984CR  
Mode : 5260 Band edge  
: 5G WIFI 11A

		Cable	Ant	Preamp	Read	Limit	Over	
Freq		Loss	Factor	Factor	Level	Line	Limit	Remark
MHz		dB	dB/m	dB	dBuV	dBuV/m	dBuV/m	dB
1	5141.562	7.56	34.32	42.32	49.44	49.00	54.00	-5.00 Average
2	5149.980	7.57	34.32	42.32	49.46	49.03	54.00	-4.97 Average
3	5260.000	7.77	34.41	42.33	95.31	95.16	-----	----- Average



Test Mode: 19; Polarity: Vertical; Modulation:802.11a; Bandwidth:20MHz; Channel:Low

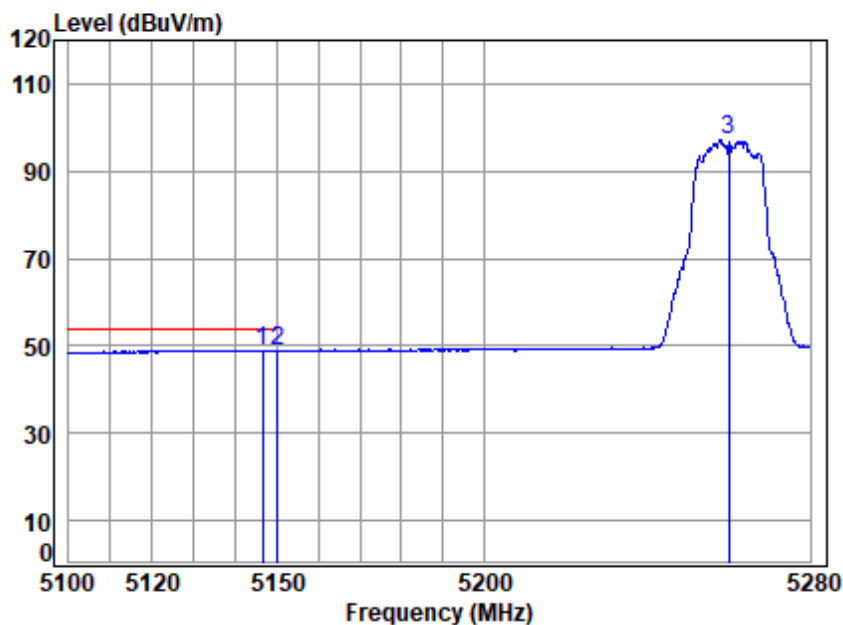


Site : chamber  
Condition: 3m VERTICAL  
Job No : 00984CR  
Mode : 5260 Band edge  
: 5G WIFI 11A

		Cable	Ant	Preamp	Read		Limit	Over	
Freq		Loss	Factor	Factor	Level	Level	Line	Limit	Remark
MHz		dB	dB/m	dB	dBuV	dBuV/m	dBuV/m	dB	
1	5104.956	7.49	34.29	42.31	60.62	60.09	74.00	-13.91	Peak
2	5149.980	7.57	34.32	42.32	58.42	57.99	74.00	-16.01	Peak
3 *	5260.000	7.77	34.41	42.33	104.95	104.80	68.20	36.60	Peak



Test Mode: 19; Polarity: Vertical; Modulation:802.11a; Bandwidth:20MHz; Channel:Low



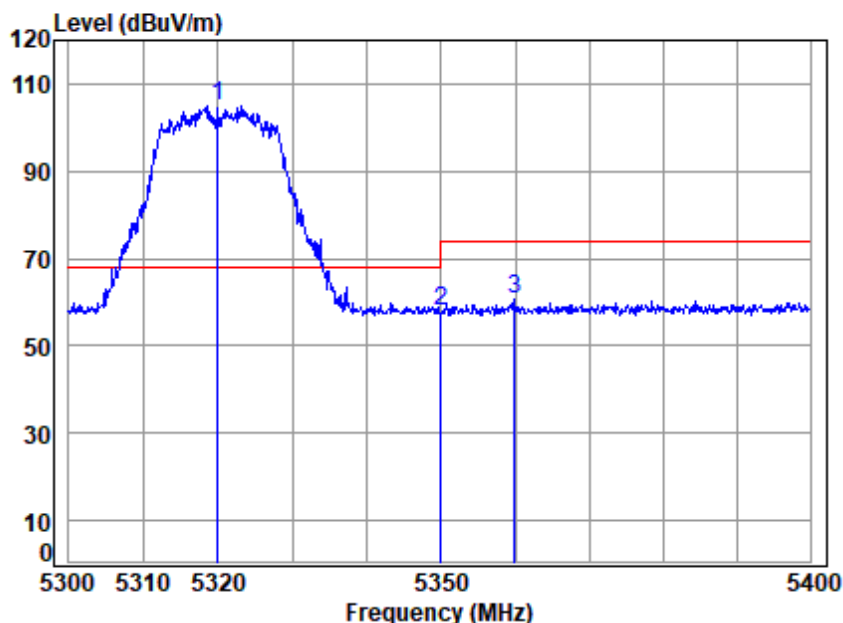
Site : chamber  
Condition: 3m VERTICAL  
Job No : 00984CR  
Mode : 5260 Band edge  
: 5G WIFI 11A

		Cable	Ant	Preamp	Read	Limit	Over	
Freq		Loss	Factor	Factor	Level	Line	Limit	Remark
MHz		dB	dB/m	dB	dBuV	dBuV/m	dBuV/m	dB
1	5146.558	7.57	34.32	42.32	49.42	48.99	54.00	-5.01 Average
2	5149.980	7.57	34.32	42.32	49.35	48.92	54.00	-5.08 Average
3	5260.000	7.77	34.41	42.33	97.50	97.35	-----	----- Average





Test Mode: 19; Polarity: Horizontal; Modulation:802.11a; Bandwidth:20MHz; Channel:High

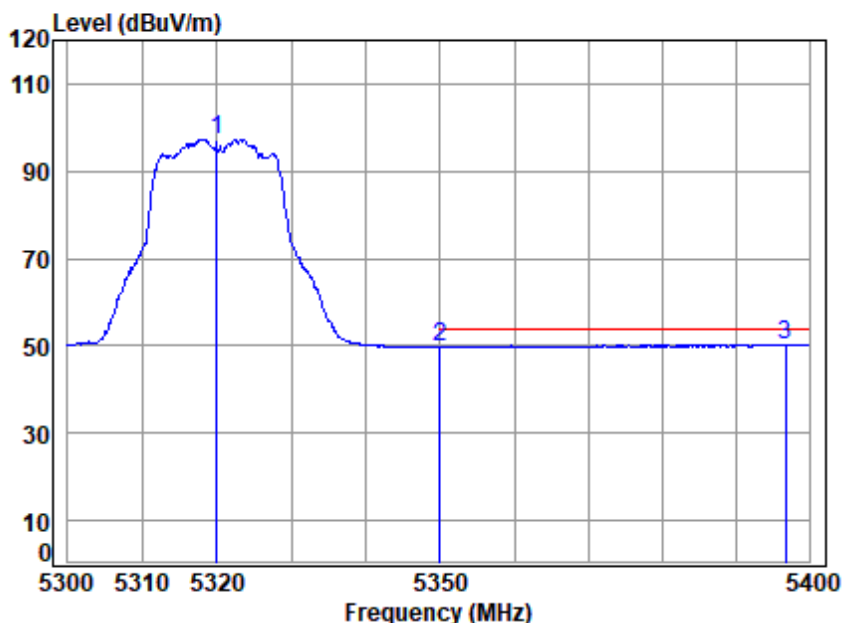


Site : chamber  
Condition: 3m HORIZONTAL  
Job No : 00984CR  
Mode : 5320 Band edge  
: 5G WIFI 11A

	Cable	Ant	Preamp	Read		Limit	Over	
Freq	Loss	Factor	Factor	Level	Level	Line	Limit	Remark
MHz	dB	dB/m	dB	dBuV	dBuV/m	dBuV/m	dB	
1 * 5320.000	7.87	34.46	42.33	104.85	104.85	68.20	36.65	peak
2 5350.020	7.92	34.48	42.34	57.86	57.92	74.00	-16.08	peak
3 5359.976	7.94	34.49	42.34	60.52	60.61	74.00	-13.39	peak



Test Mode: 19; Polarity: Horizontal; Modulation:802.11a; Bandwidth:20MHz; Channel:High

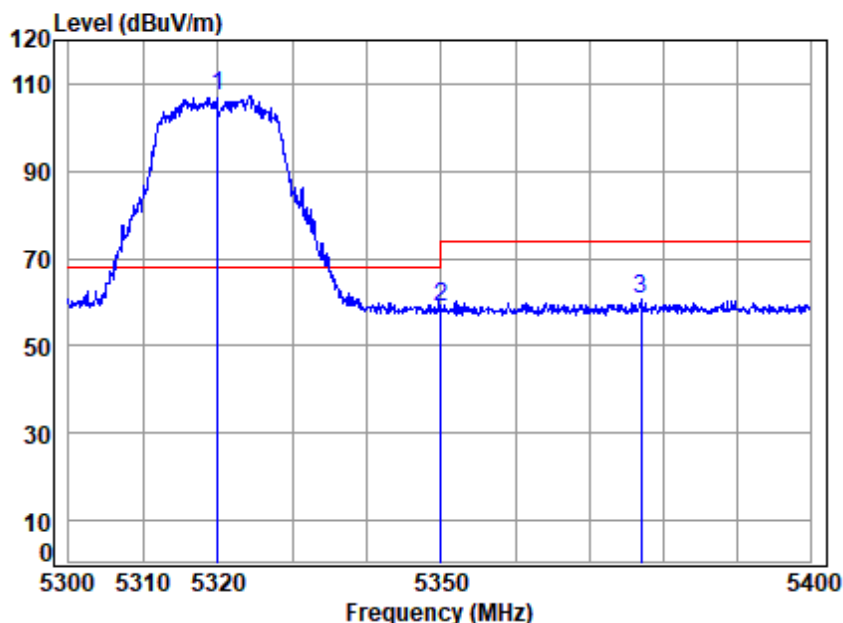


Site : chamber  
Condition: 3m HORIZONTAL  
Job No : 00984CR  
Mode : 5320 Band edge  
: 5G WIFI 11A

		Cable	Ant	Preamp	Read	Limit	Over	
Freq		Loss	Factor	Factor	Level	Level	Line	Limit Remark
MHz		dB	dB/m	dB	dBuV	dBuV/m	dBuV/m	dB
1	5320.000	7.87	34.46	42.33	97.39	97.39	-----	----- Average
2	5350.020	7.92	34.48	42.34	49.75	49.81	54.00	-4.19 Average
3	5396.771	8.01	34.52	42.34	50.01	50.20	54.00	-3.80 Average



Test Mode: 19; Polarity: Vertical; Modulation:802.11a; Bandwidth:20MHz; Channel:High

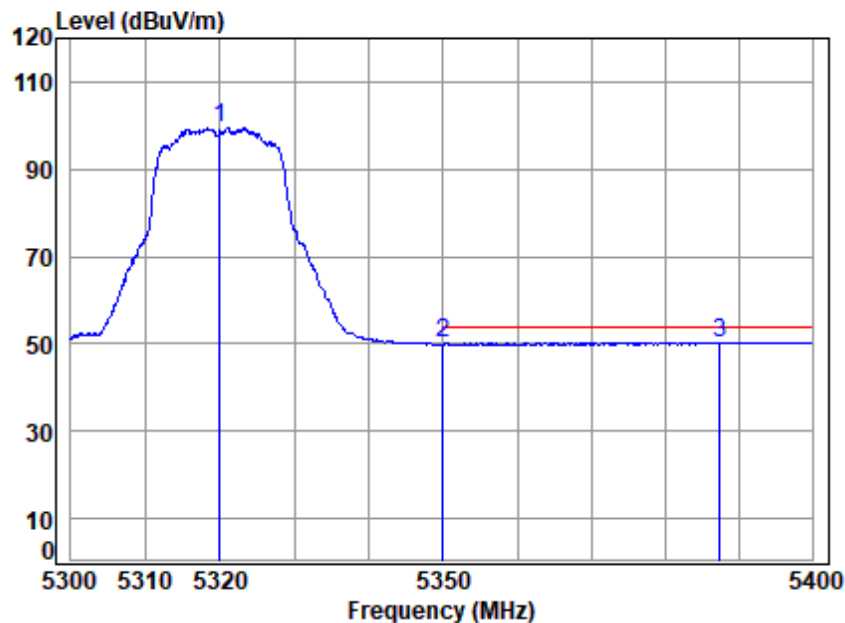


Site : chamber  
Condition: 3m VERTICAL  
Job No : 00984CR  
Mode : 5320 Band edge  
: 5G WIFI 11A

	Cable	Ant	Preamp	Read		Limit	Over	
Freq	Loss	Factor	Factor	Level	Level	Line	Limit	Remark
MHz	dB	dB/m	dB	dBuV	dBuV/m	dBuV/m	dB	
1 * 5320.000	7.87	34.46	42.33	107.29	107.29	68.20	39.09	Peak
2 5350.020	7.92	34.48	42.34	58.68	58.74	74.00	-15.26	Peak
3 5377.035	7.97	34.51	42.34	60.39	60.53	74.00	-13.47	Peak



Test Mode: 19; Polarity: Vertical; Modulation:802.11a; Bandwidth:20MHz; Channel:High



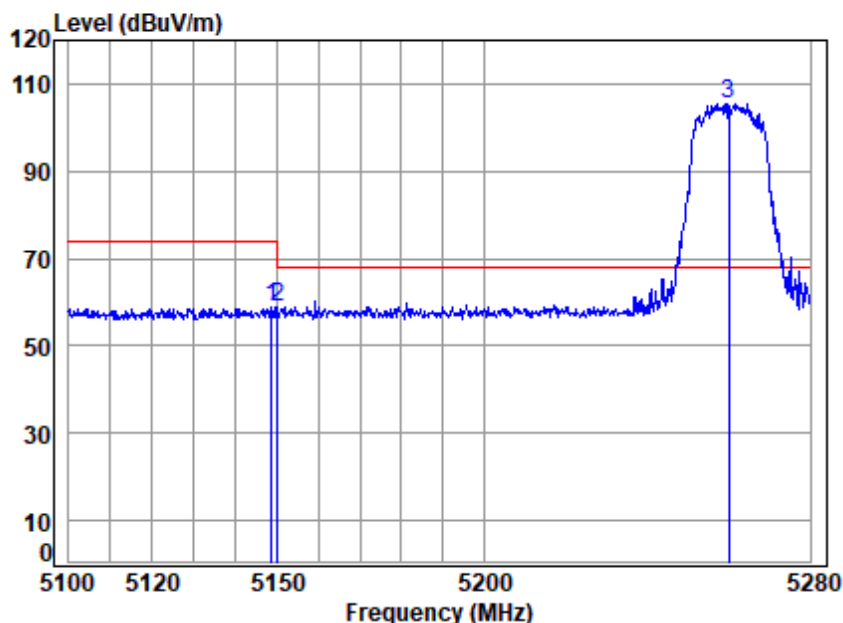
Site : chamber  
Condition: 3m VERTICAL  
Job No : 00984CR  
Mode : 5320 Band edge  
: 5G WIFI 11A

		Cable	Ant	Preamp	Read	Limit	Over	
Freq		Loss	Factor	Factor	Level	Level	Line	Limit Remark
MHz		dB	dB/m	dB	dBuV	dBuV/m	dBuV/m	dB
1	5320.000	7.87	34.46	42.33	99.61	99.61	-----	----- Average
2	5350.020	7.92	34.48	42.34	50.03	50.09	54.00	-3.91 Average
3	5387.498	7.99	34.51	42.34	50.20	50.36	54.00	-3.64 Average





Test Mode: 19; Polarity: Horizontal; Modulation:802.11n; Bandwidth:20MHz; Channel:Low

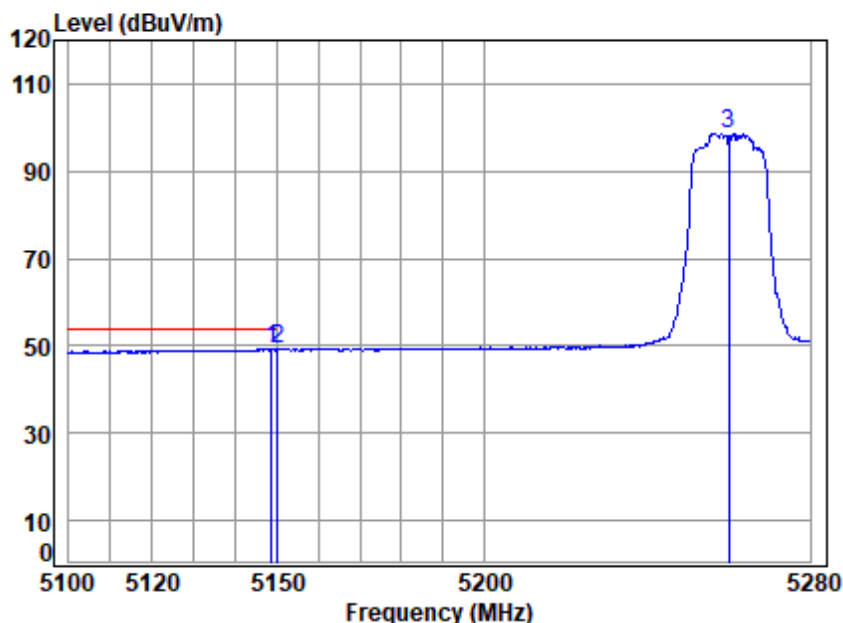


Site : chamber  
Condition: 3m HORIZONTAL  
Job No : 00984CR  
Mode : 5260 Band edge  
: 5G WIFI 11N20

		Cable	Ant	Preamp	Read		Limit	Over	
Freq		Loss	Factor	Factor	Level	Level	Line	Limit	Remark
MHz		dB	dB/m	dB	dBuV	dBuV/m	dBuV/m	dB	
1	5148.701	7.57	34.32	42.32	59.38	58.95	74.00	-15.05	peak
2	5149.980	7.57	34.32	42.32	59.36	58.93	74.00	-15.07	peak
3 *	5260.000	7.77	34.41	42.33	105.76	105.61	68.20	37.41	peak



Test Mode: 19; Polarity: Horizontal; Modulation:802.11n; Bandwidth:20MHz; Channel:Low

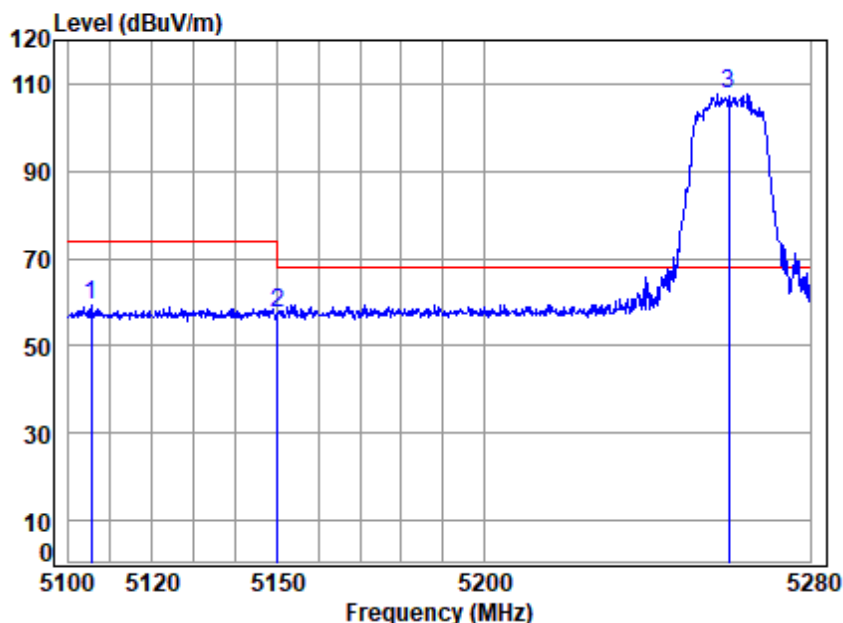


Site : chamber  
Condition: 3m HORIZONTAL  
Job No : 00984CR  
Mode : 5260 Band edge  
: 5G WIFI 11N20

		Cable	Ant	Preamp	Read	Limit	Over	
Freq		Loss	Factor	Factor	Level	Line	Limit	Remark
MHz		dB	dB/m	dB	dBuV	dBuV/m	dBuV/m	dB
1	5148.522	7.57	34.32	42.32	49.70	49.27	54.00	-4.73 Average
2	5149.980	7.57	34.32	42.32	49.56	49.13	54.00	-4.87 Average
3	5260.000	7.77	34.41	42.33	98.86	98.71	-----	----- Average



Test Mode: 19; Polarity: Vertical; Modulation:802.11n; Bandwidth:20MHz; Channel:Low

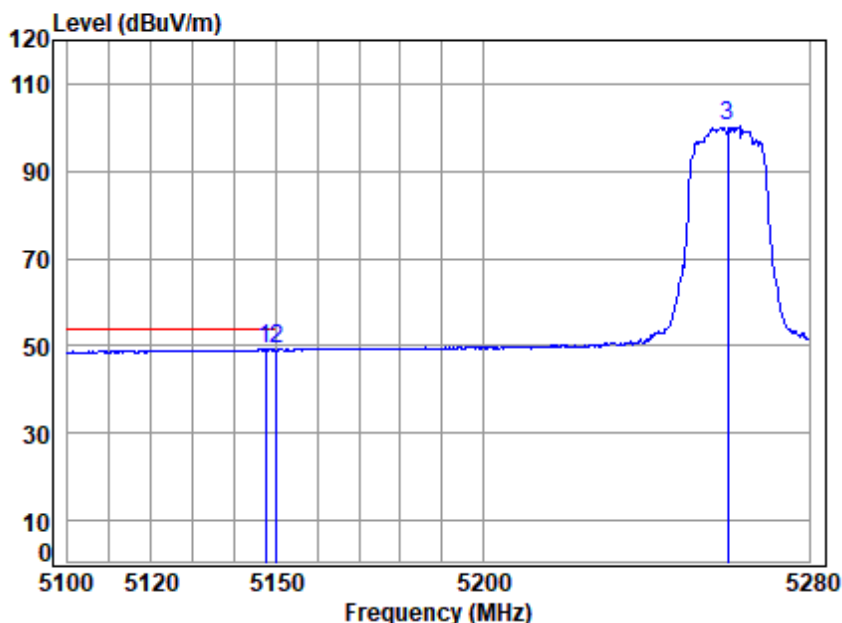


Site : chamber  
Condition: 3m VERTICAL  
Job No : 00984CR  
Mode : 5260 Band edge  
: 5G WIFI 11N20

		Cable	Ant	Preamp	Read	Limit	Over	
Freq		Loss	Factor	Factor	Level	Line	Limit	Remark
MHz		dB	dB/m	dB	dBuV	dBuV/m	dB	
1	5105.310	7.49	34.29	42.31	59.68	59.15	74.00	-14.85 Peak
2	5149.980	7.57	34.32	42.32	57.74	57.31	74.00	-16.69 Peak
3 *	5260.000	7.77	34.41	42.33	107.61	107.46	68.20	39.26 Peak



Test Mode: 19; Polarity: Vertical; Modulation:802.11n; Bandwidth:20MHz; Channel:Low

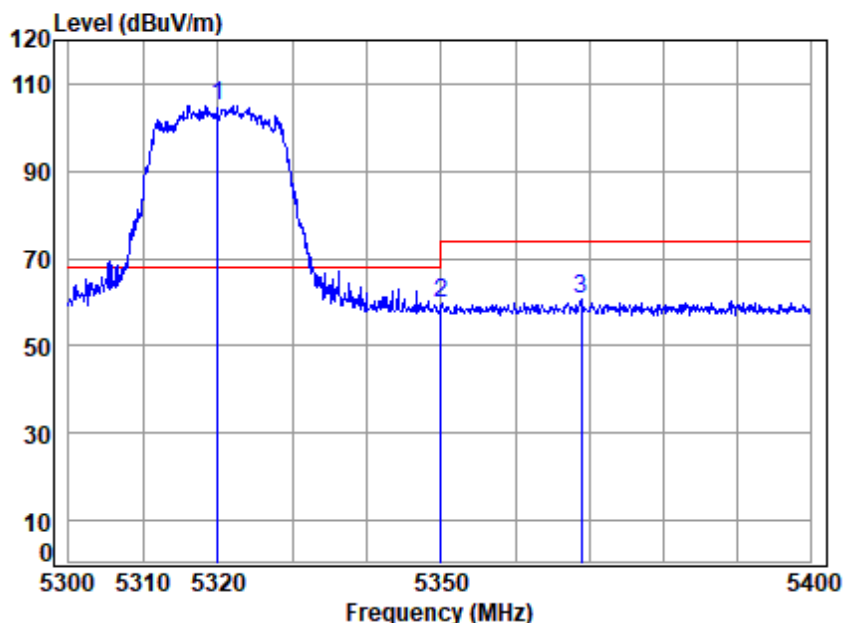


Site : chamber  
Condition: 3m VERTICAL  
Job No : 00984CR  
Mode : 5260 Band edge  
: 5G WIFI 11N20

		Cable	Ant	Preamp	Read		Limit	Over	
	Freq	Loss	Factor	Factor	Level	Level	Line	Limit	Remark
	MHz	dB	dB/m	dB	dBuV	dBuV/m	dBuV/m	dB	
1	5147.451	7.57	34.32	42.32	49.66	49.23	54.00	-4.77	Average
2	5149.980	7.57	34.32	42.32	49.49	49.06	54.00	-4.94	Average
3	5260.000	7.77	34.41	42.33	100.33	100.18	-----	-----	Average



Test Mode: 19; Polarity: Horizontal; Modulation:802.11n; Bandwidth:20MHz; Channel:High



Site : chamber  
Condition: 3m HORIZONTAL  
Job No : 00984CR  
Mode : 5320 Band edge  
: 5G WIFI 11N20

		Cable	Ant	Preamp	Read		Limit	Over	
Freq		Loss	Factor	Factor	Level	Level	Line	Limit	Remark
MHz		dB	dB/m	dB	dBuV	dBuV/m	dBuV/m	dB	
1 *	5320.000	7.87	34.46	42.33	105.09	105.09	68.20	36.89	peak
2	5350.020	7.92	34.48	42.34	59.72	59.78	74.00	-14.22	peak
3	5368.900	7.96	34.50	42.34	60.38	60.50	74.00	-13.50	peak



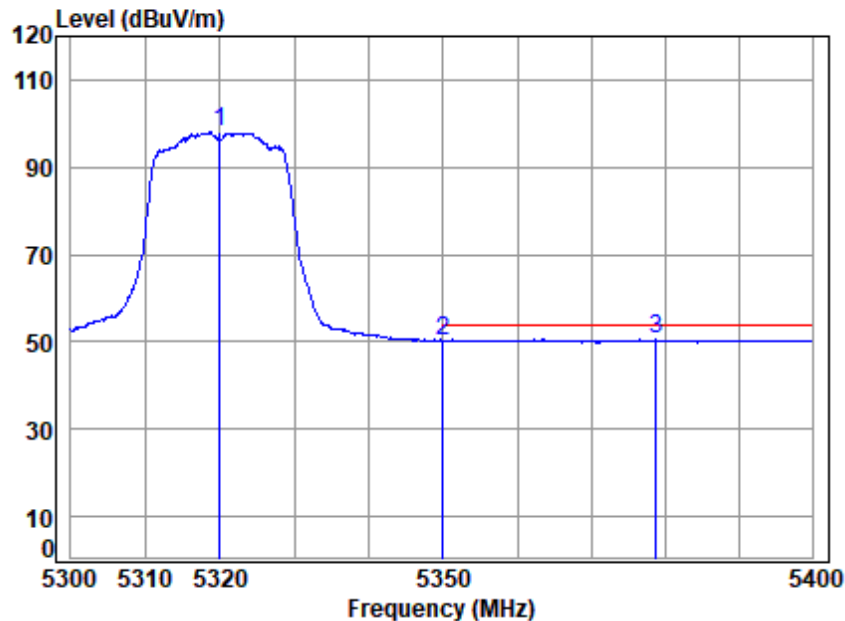
Unless otherwise agreed in writing, this document is issued by the Company subject to its General Conditions of Service printed overleaf, available on request or accessible at <http://www.sgs.com/en/Terms-and-Conditions.aspx> and, for electronic format documents, subject to Terms and Conditions for Electronic Documents at <http://www.sgs.com/en/Terms-and-Conditions/Terms-e-Documents.aspx>. Attention is drawn to the limitation of liability, indemnification and jurisdiction issues defined therein. Any holder of this document is advised that information contained hereon reflects the Company's findings at the time of its intervention only and within the limits of Client's instructions, if any. The Company's sole responsibility is to its Client and this document does not exonerate parties to a transaction from exercising all their rights and obligations under the transaction documents. This document cannot be reproduced except in full, without prior written approval of the Company. Any unauthorized alteration, forgery or falsification of the content or appearance of this document is unlawful and offenders may be prosecuted to the fullest extent of the law. Unless otherwise stated the results shown in this test report refer only to the sample(s) tested and such sample(s) are retained for 30 days only.  
Attention: To check the authenticity of testing / inspection report and certificate, please contact us at telephone: (86-755) 8307 1443, or email: [CN.Doccheck@sgs.com](mailto:CN.Doccheck@sgs.com)

SGS-CSTC Standards Technical Services Co., Ltd.  
Shenzhen Branch

No.1 Workshop, M-10, Middle Section, Science & Technology Park, Shenzhen, China 518057 t (86-755) 26012053 f (86-755) 26710594 www.sgs.com.cn  
中国·深圳·科技园中区M-10栋一号厂房 邮编: 518057 t (86-755) 26012053 f (86-755) 26710594 sgs.china@sgs.com



Test Mode: 19; Polarity: Horizontal; Modulation:802.11n; Bandwidth:20MHz; Channel:High

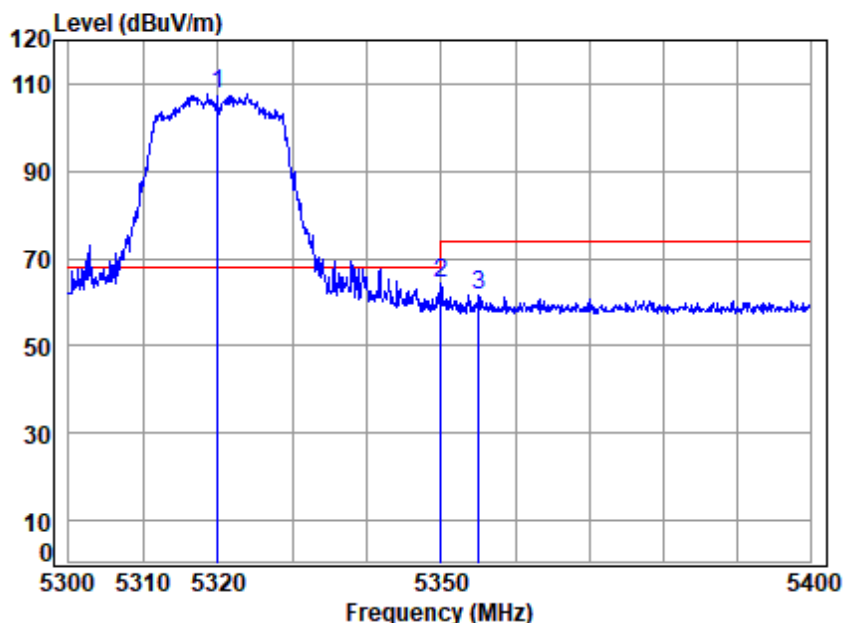


Site : chamber  
Condition: 3m HORIZONTAL  
Job No : 00984CR  
Mode : 5320 Band edge  
: 5G WIFI 11N20

		Cable	Ant	Preamp	Read	Limit	Over	
Freq		Loss	Factor	Factor	Level	Level	Line	Limit Remark
MHz		dB	dB/m	dB	dBuV	dBuV/m	dBuV/m	dB
1	5320.000	7.87	34.46	42.33	97.95	97.95	-----	----- Average
2	5350.020	7.92	34.48	42.34	50.27	50.33	54.00	-3.67 Average
3	5378.845	7.97	34.51	42.34	50.32	50.46	54.00	-3.54 Average



Test Mode: 19; Polarity: Vertical; Modulation:802.11n; Bandwidth:20MHz; Channel:High



Site : chamber

Condition: 3m VERTICAL

Job No : 00984CR

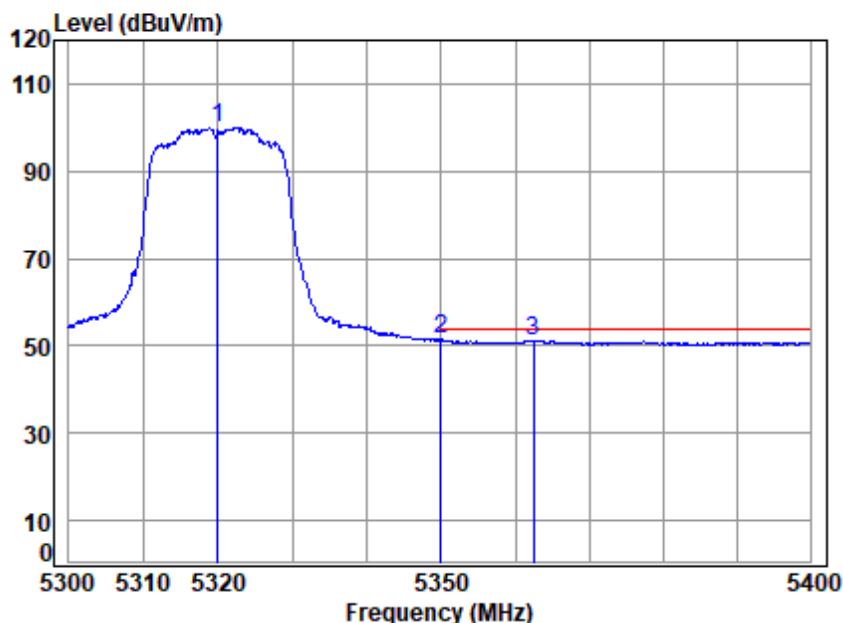
Mode : 5320 Band edge

: 5G WIFI 11N20

	Cable	Ant	Preamp	Read		Limit	Over	
Freq	Loss	Factor	Factor	Level	Level	Line	Limit	Remark
MHz	dB	dB/m	dB	dBuV	dBuV/m	dBuV/m	dB	
1 * 5320.000	7.87	34.46	42.33	107.66	107.66	68.20	39.46	Peak
2 5350.020	7.92	34.48	42.34	64.42	64.48	74.00	-9.52	Peak
3 5355.069	7.93	34.49	42.34	61.45	61.53	74.00	-12.47	Peak



Test Mode: 19; Polarity: Vertical; Modulation:802.11n; Bandwidth:20MHz; Channel:High

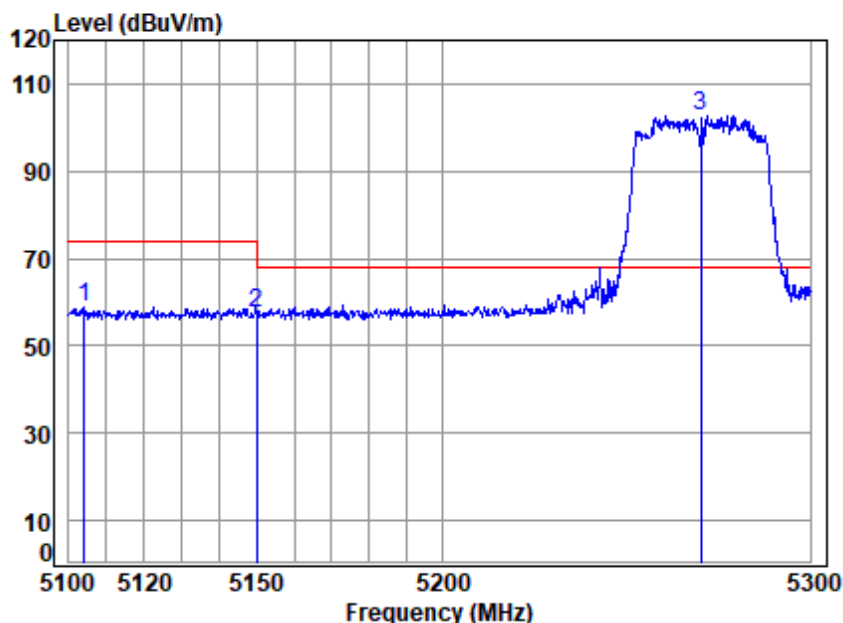


Site : chamber  
Condition: 3m VERTICAL  
Job No : 00984CR  
Mode : 5320 Band edge  
: 5G WIFI 11N20

		Cable	Ant	Preamp	Read	Limit	Over	
Freq		Loss	Factor	Factor	Level	Level	Line	Limit Remark
MHz		dB	dB/m	dB	dBuV	dBuV/m	dBuV/m	dB
1	5320.000	7.87	34.46	42.33	100.02	100.02	-----	----- Average
2	5350.020	7.92	34.48	42.34	51.32	51.38	54.00	-2.62 Average
3	5362.481	7.95	34.49	42.34	51.12	51.22	54.00	-2.78 Average



Test Mode: 19; Polarity: Horizontal; Modulation:802.11n; Bandwidth:40MHz; Channel:Low

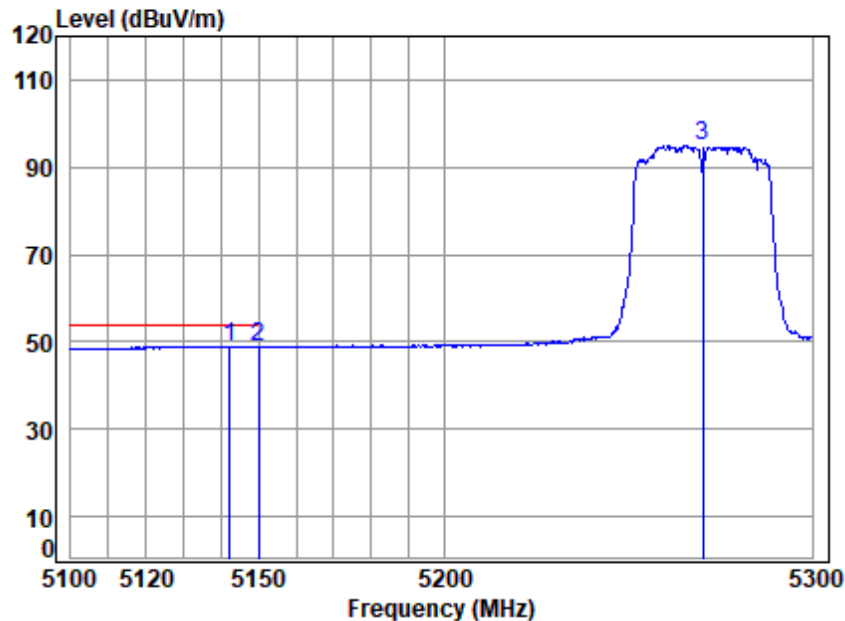


Site : chamber  
Condition: 3m HORIZONTAL  
Job No : 00984CR  
Mode : 5270 Band edge  
: 5G WIFI 11N40

		Cable	Ant	Preamp	Read	Limit	Over	
Freq		Loss	Factor	Factor	Level	Line	Limit	Remark
MHz		dB	dB/m	dB	dBuV	dBuV/m	dB	
1	5104.122	7.49	34.29	42.31	59.48	58.95	74.00	-15.05 peak
2	5149.980	7.57	34.32	42.32	57.97	57.54	74.00	-16.46 peak
3 *	5270.000	7.79	34.42	42.33	102.89	102.77	68.20	34.57 peak



Test Mode: 19; Polarity: Horizontal; Modulation:802.11n; Bandwidth:40MHz; Channel:Low



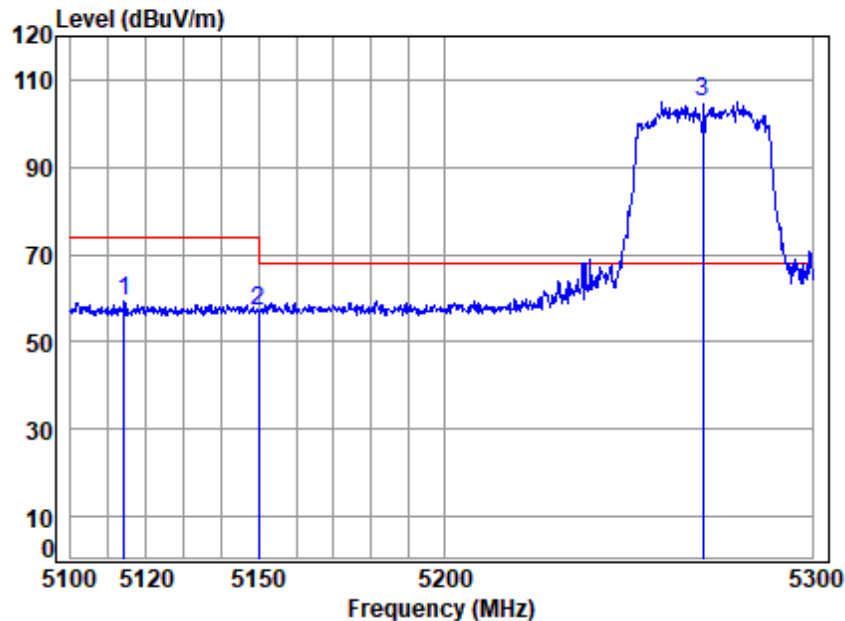
Site : chamber  
Condition: 3m HORIZONTAL  
Job No : 00984CR  
Mode : 5270 Band edge  
: 5G WIFI 11N40

		Cable	Ant	Preamp	Read	Limit	Over	
Freq		Loss	Factor	Factor	Level	Level	Line	Limit Remark
MHz		dB	dB/m	dB	dBuV	dBuV/m	dBuV/m	dB
1	5142.353	7.56	34.32	42.32	49.39	48.95	54.00	-5.05 Average
2	5149.980	7.57	34.32	42.32	49.30	48.87	54.00	-5.13 Average
3	5270.000	7.79	34.42	42.33	95.11	94.99	-----	----- Average





Test Mode: 19; Polarity: Vertical; Modulation:802.11n; Bandwidth:40MHz; Channel:Low

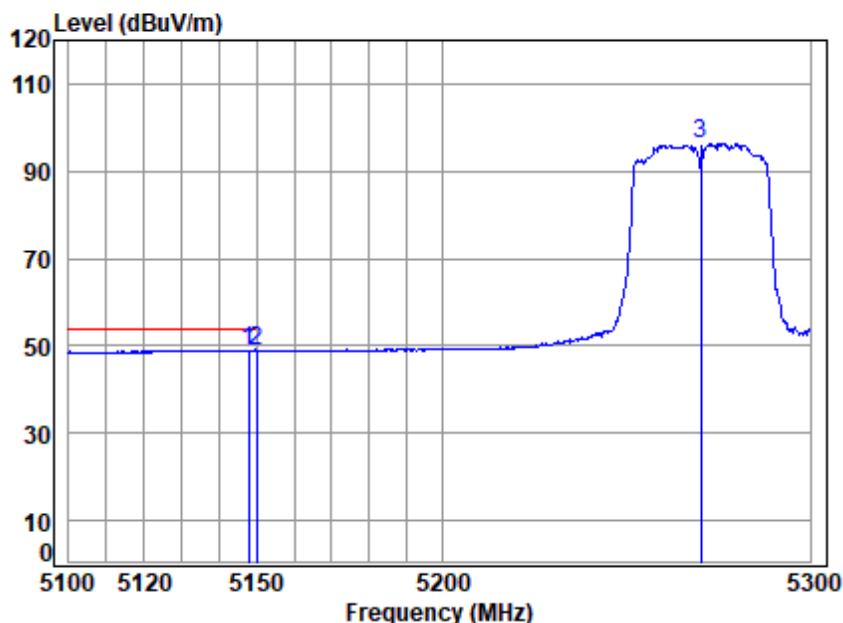


Site : chamber  
Condition: 3m VERTICAL  
Job No : 00984CR  
Mode : 5270 Band edge  
: 5G WIFI 11N40

		Cable	Ant	Preamp	Read	Limit	Over	
Freq		Loss	Factor	Factor	Level	Line	Limit	Remark
MHz		dB	dB/m	dB	dBuV	dBuV/m	dB	
1	5114.145	7.51	34.29	42.31	59.62	59.11	74.00	-14.89 Peak
2	5149.980	7.57	34.32	42.32	57.55	57.12	74.00	-16.88 Peak
3 *	5270.000	7.79	34.42	42.33	105.02	104.90	68.20	36.70 Peak



Test Mode: 19; Polarity: Vertical; Modulation:802.11n; Bandwidth:40MHz; Channel:Low

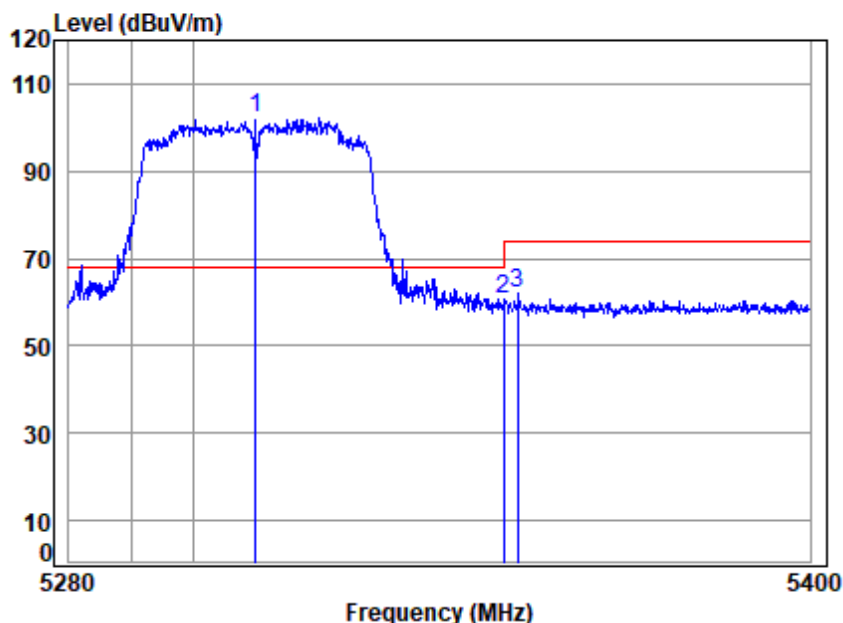


Site : chamber  
Condition: 3m VERTICAL  
Job No : 00984CR  
Mode : 5270 Band edge  
: 5G WIFI 11N40

		Cable	Ant	Preamp	Read	Limit	Over	
Freq		Loss	Factor	Factor	Level	Level	Line	Limit Remark
MHz		dB	dB/m	dB	dBuV	dBuV/m	dBuV/m	dB
1	5147.895	7.57	34.32	42.32	49.46	49.03	54.00	-4.97 Average
2	5149.980	7.57	34.32	42.32	49.40	48.97	54.00	-5.03 Average
3	5270.000	7.79	34.42	42.33	96.52	96.40	-----	----- Average



Test Mode: 19; Polarity: Horizontal; Modulation:802.11n; Bandwidth:40MHz; Channel:High

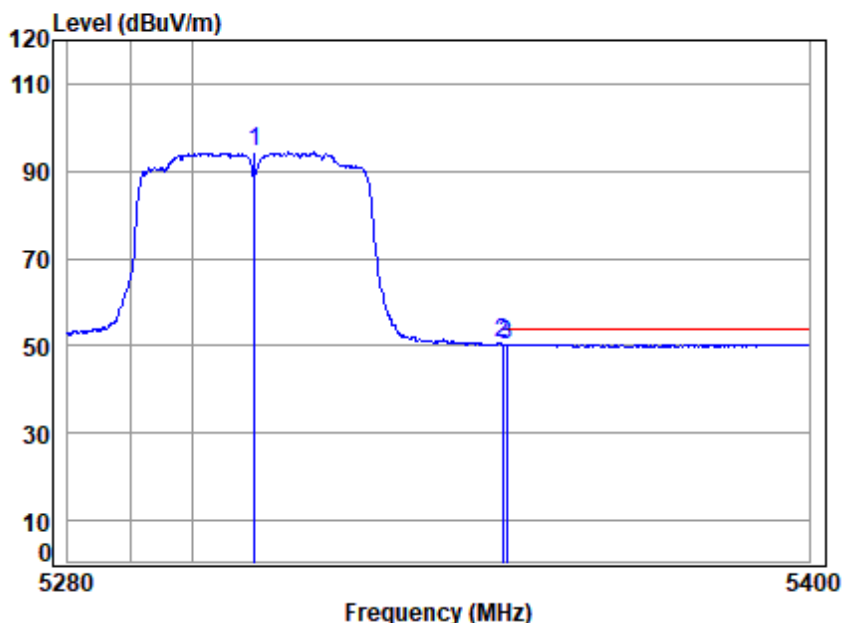


Site : chamber  
Condition: 3m HORIZONTAL  
Job No : 00984CR  
Mode : 5310 Band edge  
: 5G WIFI 11N40

		Cable	Ant	Preamp	Read		Limit	Over	
Freq		Loss	Factor	Factor	Level	Level	Line	Limit	Remark
MHz		dB	dB/m	dB	dBuV	dBuV/m	dBuV/m	dB	
1 *	5310.000	7.86	34.45	42.33	102.41	102.39	68.20	34.19	peak
2	5350.020	7.92	34.48	42.34	60.42	60.48	74.00	-13.52	peak
3	5352.398	7.93	34.49	42.34	62.03	62.11	74.00	-11.89	peak



Test Mode: 19; Polarity: Horizontal; Modulation:802.11n; Bandwidth:40MHz; Channel:High

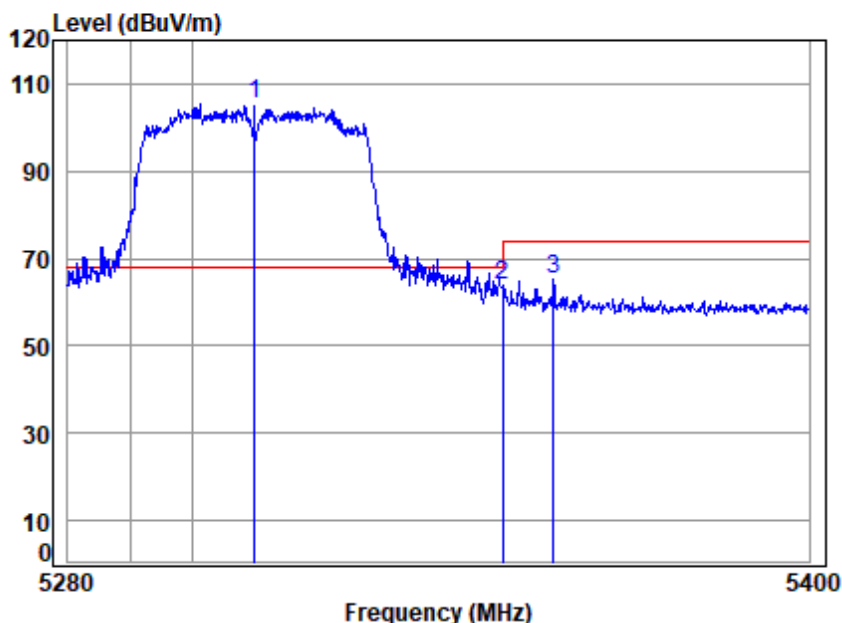


Site : chamber  
Condition: 3m HORIZONTAL  
Job No : 00984CR  
Mode : 5310 Band edge  
: 5G WIFI 11N40

		Cable	Ant	Preamp	Read	Limit	Over	
Freq		Loss	Factor	Factor	Level	Level	Line	Limit Remark
MHz		dB	dB/m	dB	dBuV	dBuV/m	dBuV/m	dB
1	5310.000	7.86	34.45	42.33	94.32	94.30	-----	----- Average
2	5350.020	7.92	34.48	42.34	50.43	50.49	54.00	-3.51 Average
3	5350.714	7.93	34.48	42.34	50.31	50.38	54.00	-3.62 Average



Test Mode: 19; Polarity: Vertical; Modulation:802.11n; Bandwidth:40MHz; Channel:High



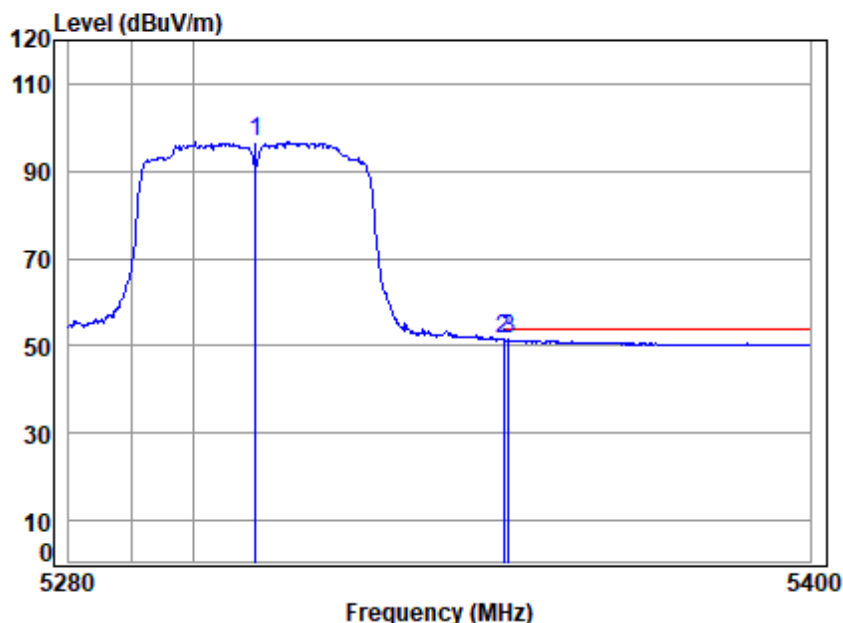
Site : chamber  
Condition: 3m VERTICAL  
Job No : 00984CR  
Mode : 5310 Band edge  
: 5G WIFI 11N40

		Cable	Ant	Preamp	Read	Limit	Over	
Freq		Loss	Factor	Factor	Level	Level	Line	Limit Remark
MHz		dB	dB/m	dB	dBuV	dBuV/m	dBuV/m	dB
1 *	5310.000	7.86	34.45	42.33	105.37	105.35	68.20	37.15 Peak
2	5350.020	7.92	34.48	42.34	63.98	64.04	74.00	-9.96 Peak
3	5358.295	7.94	34.49	42.34	65.10	65.19	74.00	-8.81 Peak





Test Mode: 19; Polarity: Vertical; Modulation:802.11n; Bandwidth:40MHz; Channel:High

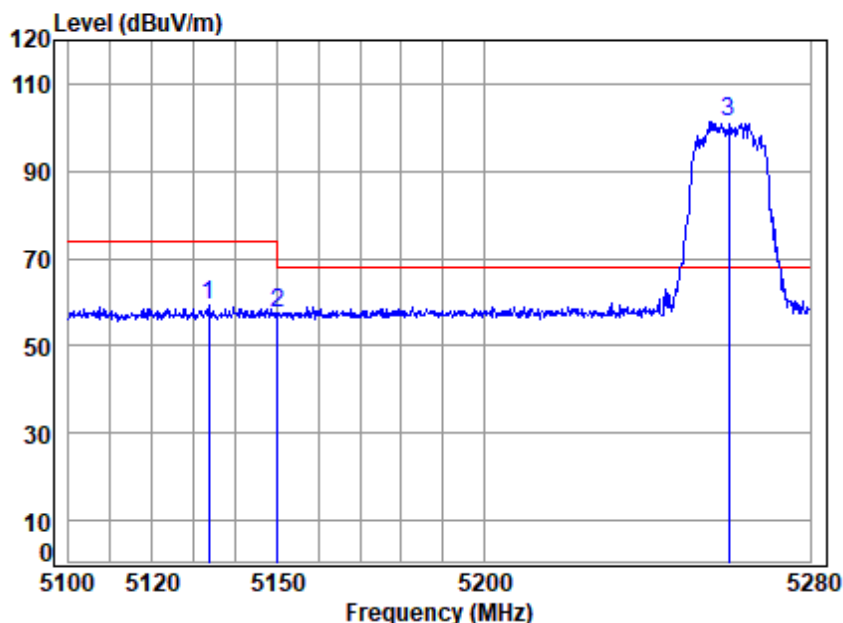


Site : chamber  
Condition: 3m VERTICAL  
Job No : 00984CR  
Mode : 5310 Band edge  
: 5G WIFI 11N40

		Cable	Ant	Preamp	Read	Limit	Over	
Freq		Loss	Factor	Factor	Level	Level	Line	Limit Remark
MHz		dB	dB/m	dB	dBuV	dBuV/m	dBuV/m	dB
1	5310.000	7.86	34.45	42.33	96.75	96.73	-----	----- Average
2	5350.020	7.92	34.48	42.34	51.38	51.44	54.00	-2.56 Average
3	5350.834	7.93	34.48	42.34	51.31	51.38	54.00	-2.62 Average



Test Mode: 19; Polarity: Horizontal; Modulation:802.11ac; Bandwidth:20MHz; Channel:Low

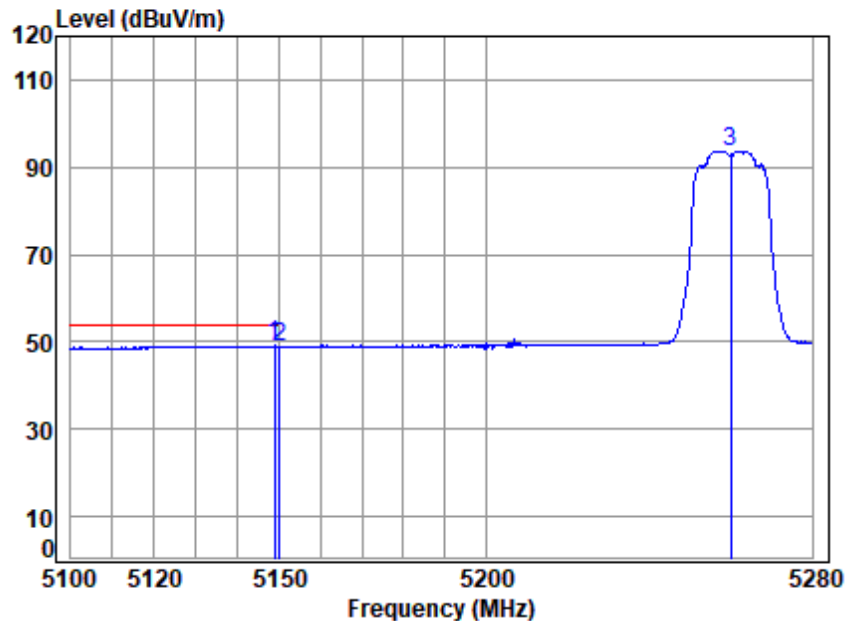


Site : chamber  
Condition: 3m HORIZONTAL  
Job No : 00984CR  
Mode : 5260 Band edge  
: 5G WIFI 11AC20

		Cable	Ant	Preamp	Read		Limit	Over	
	Freq	Loss	Factor	Factor	Level	Level	Line	Limit	Remark
	MHz	dB	dB/m	dB	dBuV	dBuV/m	dBuV/m	dB	
1	5133.543	7.54	34.31	42.31	59.64	59.18	74.00	-14.82	peak
2	5149.980	7.57	34.32	42.32	57.92	57.49	74.00	-16.51	peak
3 *	5260.000	7.77	34.41	42.33	101.58	101.43	68.20	33.23	peak



Test Mode: 19; Polarity: Horizontal; Modulation:802.11ac; Bandwidth:20MHz; Channel:Low

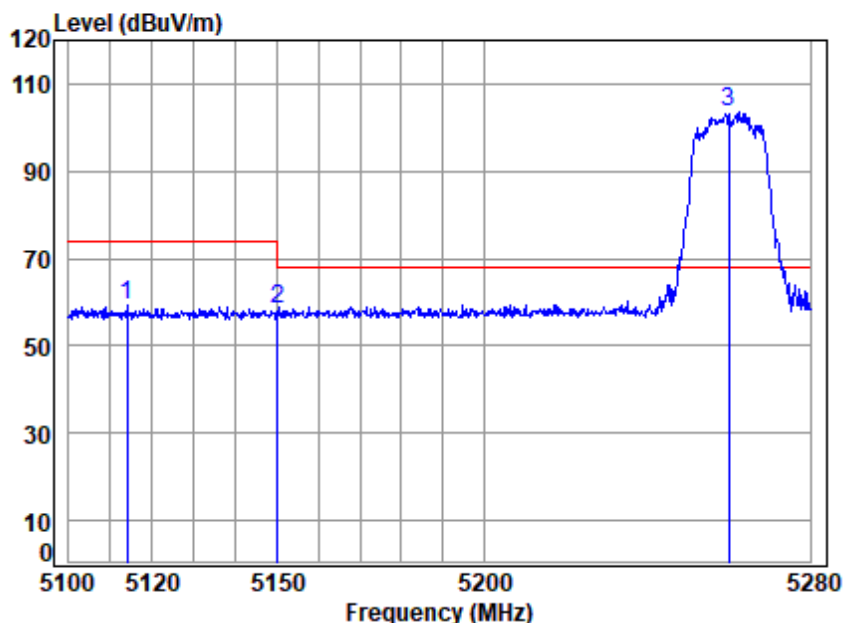


Site : chamber  
Condition: 3m HORIZONTAL  
Job No : 00984CR  
Mode : 5260 Band edge  
: 5G WIFI 11AC20

		Cable	Ant	Preamp	Read	Limit	Over	
Freq		Loss	Factor	Factor	Level	Level	Line	Limit Remark
MHz		dB	dB/m	dB	dBuV	dBuV/m	dBuV/m	dB
1	5148.879	7.57	34.32	42.32	49.52	49.09	54.00	-4.91 Average
2	5149.980	7.57	34.32	42.32	49.43	49.00	54.00	-5.00 Average
3	5260.000	7.77	34.41	42.33	93.80	93.65	-----	----- Average



Test Mode: 19; Polarity: Vertical; Modulation:802.11ac; Bandwidth:20MHz; Channel:Low

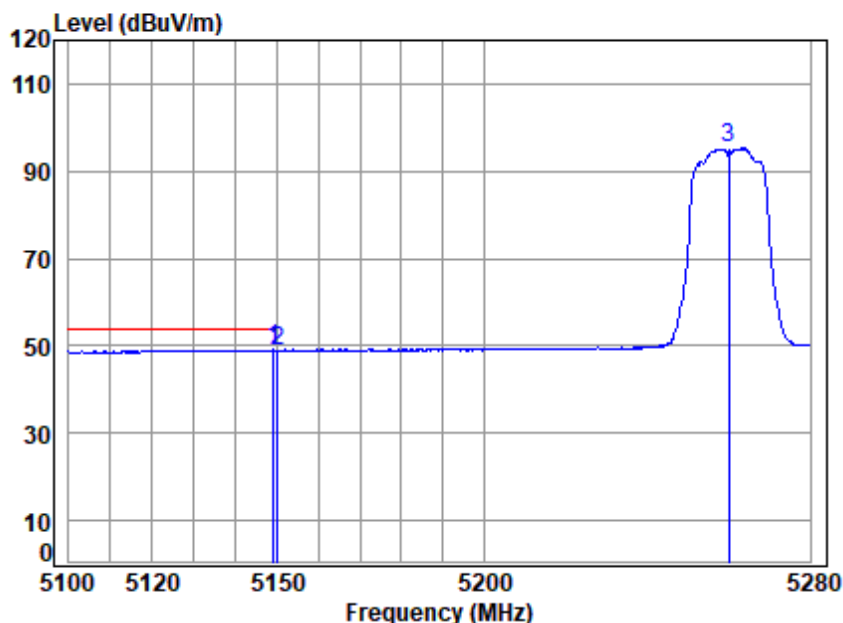


Site : chamber  
Condition: 3m VERTICAL  
Job No : 00984CR  
Mode : 5260 Band edge  
: 5G WIFI 11AC20

		Cable	Ant	Preamp	Read		Limit	Over	
Freq		Loss	Factor	Factor	Level	Level	Line	Limit	Remark
MHz		dB	dB/m	dB	dBuV	dBuV/m	dBuV/m	dB	
1	5113.994	7.51	34.29	42.31	59.84	59.33	74.00	-14.67	Peak
2	5149.980	7.57	34.32	42.32	58.61	58.18	74.00	-15.82	Peak
3 *	5260.000	7.77	34.41	42.33	103.84	103.69	68.20	35.49	Peak



Test Mode: 19; Polarity: Vertical; Modulation:802.11ac; Bandwidth:20MHz; Channel:Low



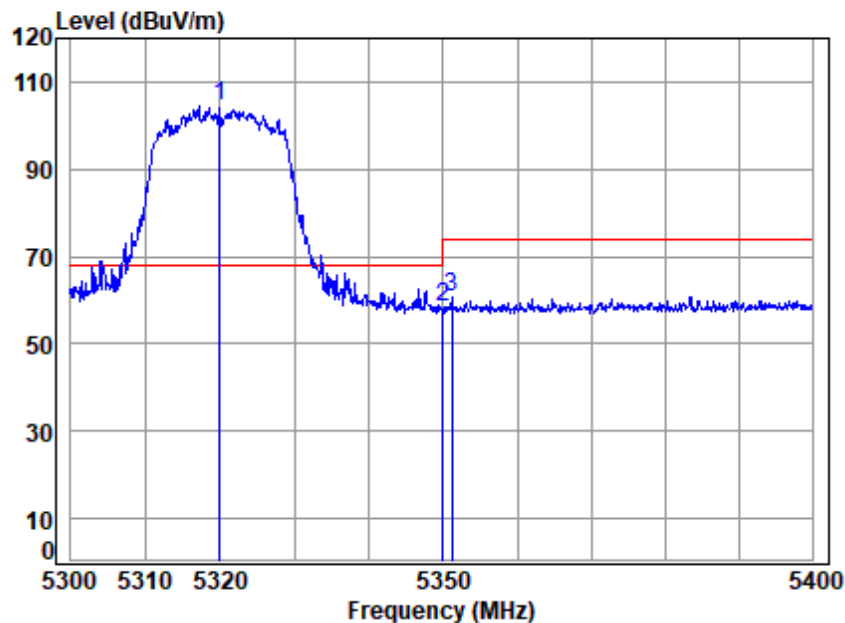
Site : chamber  
Condition: 3m VERTICAL  
Job No : 00984CR  
Mode : 5260 Band edge  
: 5G WIFI 11AC20

		Cable	Ant	Preamp	Read	Limit	Over	
Freq		Loss	Factor	Factor	Level	Level	Line	Limit Remark
MHz		dB	dB/m	dB	dBuV	dBuV/m	dBuV/m	dB
1	5149.058	7.57	34.32	42.32	49.52	49.09	54.00	-4.91 Average
2	5149.980	7.57	34.32	42.32	49.38	48.95	54.00	-5.05 Average
3	5260.000	7.77	34.41	42.33	95.35	95.20	-----	----- Average





Test Mode: 19; Polarity: Horizontal; Modulation:802.11ac; Bandwidth:20MHz; Channel:High



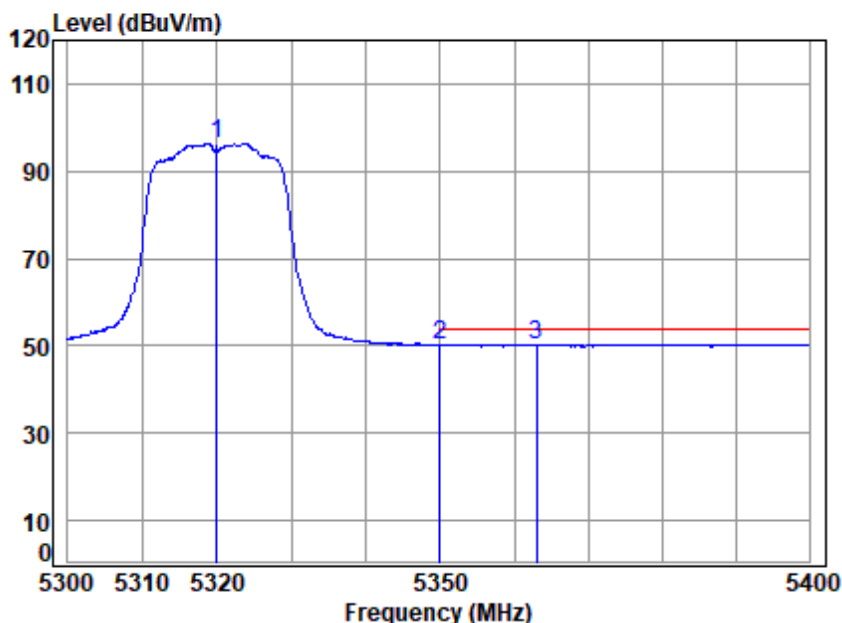
Site : chamber  
Condition: 3m HORIZONTAL  
Job No : 00984CR  
Mode : 5320 Band edge  
: 5G WIFI 11AC20

		Cable	Ant	Preamp	Read	Limit	Over	
Freq		Loss	Factor	Factor	Level	Level	Line	Limit Remark
MHz		dB	dB/m	dB	dBuV	dBuV/m	dBuV/m	dB
1 *	5320.000	7.87	34.46	42.33	104.61	104.61	68.20	36.41 peak
2	5350.020	7.92	34.48	42.34	58.50	58.56	74.00	-15.44 peak
3	5351.167	7.93	34.48	42.34	60.74	60.81	74.00	-13.19 peak



Unless otherwise agreed in writing, this document is issued by the Company subject to its General Conditions of Service printed overleaf, available on request or accessible at <http://www.sgs.com/en/Terms-and-Conditions.aspx> and, for electronic format documents, subject to Terms and Conditions for Electronic Documents at <http://www.sgs.com/en/Terms-and-Conditions/Terms-e-Documents.aspx>. Attention is drawn to the limitation of liability, indemnification and jurisdiction issues defined therein. Any holder of this document is advised that information contained hereon reflects the Company's findings at the time of its intervention only and within the limits of Client's instructions, if any. The Company's sole responsibility is to its Client and this document does not exonerate parties to a transaction from exercising all their rights and obligations under the transaction documents. This document cannot be reproduced except in full, without prior written approval of the Company. Any unauthorized alteration, forgery or falsification of the content or appearance of this document is unlawful and offenders may be prosecuted to the fullest extent of the law. Unless otherwise stated the results shown in this test report refer only to the sample(s) tested and such sample(s) are retained for 30 days only.

Test Mode: 19; Polarity: Horizontal; Modulation:802.11ac; Bandwidth:20MHz; Channel:High

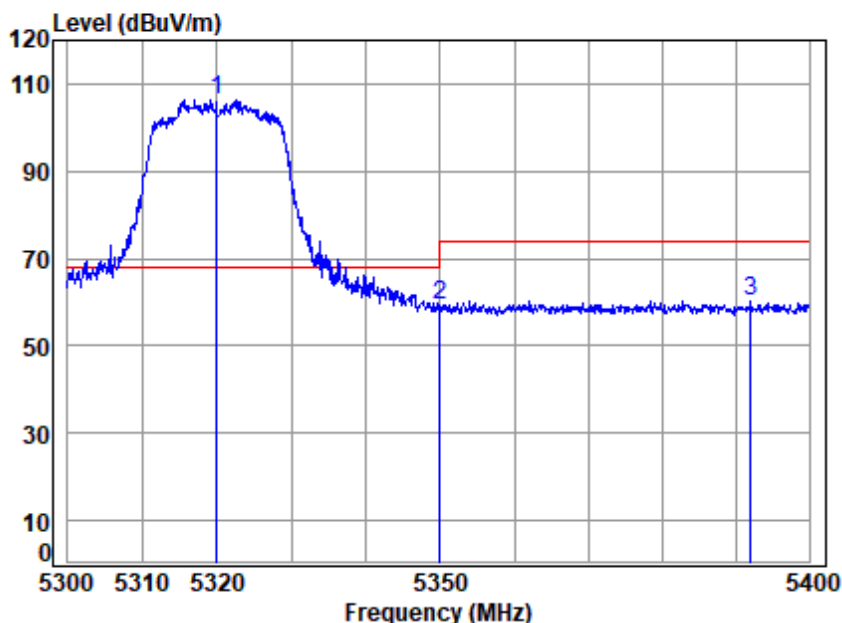


Site : chamber  
Condition: 3m HORIZONTAL  
Job No : 00984CR  
Mode : 5320 Band edge  
: 5G WIFI 11AC20

		Cable	Ant	Preamp	Read	Limit	Over	
Freq		Loss	Factor	Factor	Level	Level	Line	Limit Remark
MHz		dB	dB/m	dB	dBuV	dBuV/m	dBuV/m	dB
1	5320.000	7.87	34.46	42.33	96.37	96.37	-----	----- Average
2	5350.020	7.92	34.48	42.34	50.06	50.12	54.00	-3.88 Average
3	5362.982	7.95	34.49	42.34	50.29	50.39	54.00	-3.61 Average



Test Mode: 19; Polarity: Vertical; Modulation:802.11ac; Bandwidth:20MHz; Channel:High



Site : chamber  
Condition: 3m VERTICAL  
Job No : 00984CR  
Mode : 5320 Band edge  
: 5G WIFI 11AC20

	Cable	Ant	Preamp	Read		Limit	Over	
Freq	Loss	Factor	Factor	Level	Level	Line	Limit	Remark
MHz	dB	dB/m	dB	dBuV	dBuV/m	dBuV/m	dB	
1 * 5320.000	7.87	34.46	42.33	106.53	106.53	68.20	38.33	Peak
2 5350.020	7.92	34.48	42.34	59.23	59.29	74.00	-14.71	Peak
3 5392.032	8.00	34.52	42.34	60.17	60.35	74.00	-13.65	Peak

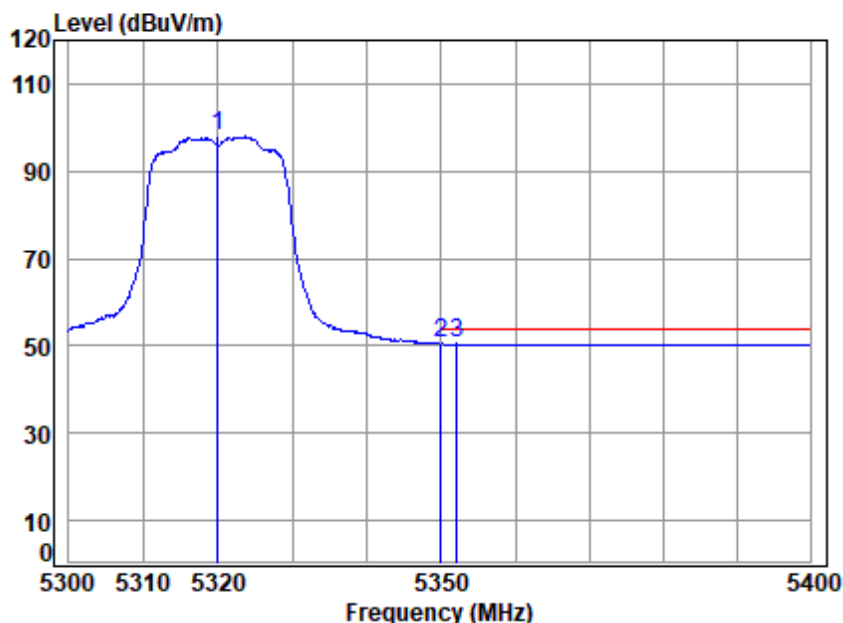


Unless otherwise agreed in writing, this document is issued by the Company subject to its General Conditions of Service printed overleaf, available on request or accessible at <http://www.sgs.com/en/Terms-and-Conditions.aspx> and, for electronic format documents, subject to Terms and Conditions for Electronic Documents at <http://www.sgs.com/en/Terms-and-Conditions/Terms-e-Documents.aspx>. Attention is drawn to the limitation of liability, indemnification and jurisdiction issues defined therein. Any holder of this document is advised that information contained hereon reflects the Company's findings at the time of its intervention only and within the limits of Client's instructions, if any. The Company's sole responsibility is to its Client and this document does not exonerate parties to a transaction from exercising all their rights and obligations under the transaction documents. This document cannot be reproduced except in full, without prior written approval of the Company. Any unauthorized alteration, forgery or falsification of the content or appearance of this document is unlawful and offenders may be prosecuted to the fullest extent of the law. Unless otherwise stated the results shown in this test report refer only to the sample(s) tested and such sample(s) are retained for 30 days only.  
Attention: To check the authenticity of testing / inspection report & certificate, please contact us at telephone: (86-755) 8307 1443, or email: [CN.Doccheck@sgs.com](mailto:CN.Doccheck@sgs.com)

SGS-CSTC Standards Technical Services Co., Ltd.  
Shenzhen Branch

No.1 Workshop, M-10, Middle Section, Science & Technology Park, Shenzhen, China 518057 t (86-755) 26012053 f (86-755) 26710594 www.sgs.com.cn  
中国·深圳·科技园中区M-10栋一号厂房 邮编: 518057 t (86-755) 26012053 f (86-755) 26710594 sgs.china@sgs.com

Test Mode: 19; Polarity: Vertical; Modulation:802.11ac; Bandwidth:20MHz; Channel:High

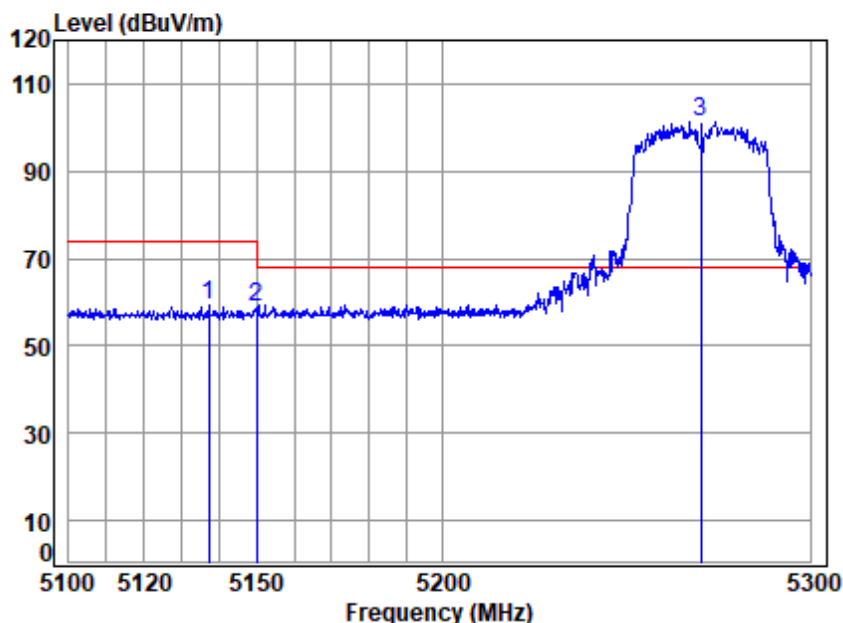


Site : chamber  
Condition: 3m VERTICAL  
Job No : 00984CR  
Mode : 5320 Band edge  
: 5G WIFI 11AC20

		Cable	Ant	Preamp	Read	Limit	Over	
Freq		Loss	Factor	Factor	Level	Level	Line	Limit Remark
MHz		dB	dB/m	dB	dBuV	dBuV/m	dBuV/m	dB
1	5320.000	7.87	34.46	42.33	97.87	97.87	-----	----- Average
2	5350.020	7.92	34.48	42.34	50.48	50.54	54.00	-3.46 Average
3	5352.067	7.93	34.49	42.34	50.36	50.44	54.00	-3.56 Average



Test Mode: 19; Polarity: Horizontal; Modulation:802.11ac; Bandwidth:40MHz; Channel:Low



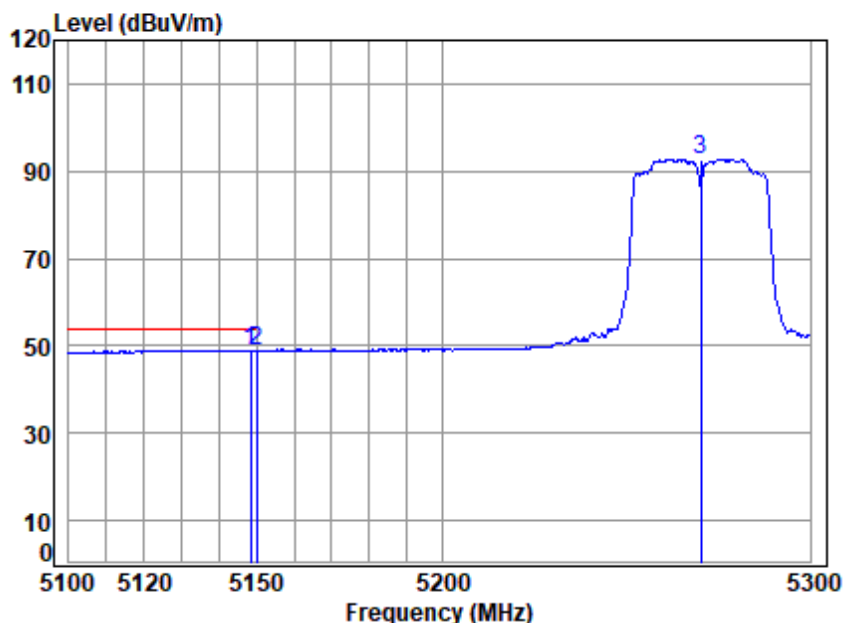
Site : chamber  
Condition: 3m HORIZONTAL  
Job No : 00984CR  
Mode : 5270 Band edge  
: 5G WIFI 11AC40

		Cable	Ant	Preamp	Read	Limit	Over	
Freq		Loss	Factor	Factor	Level	Line	Limit	Remark
MHz		dB	dB/m	dB	dBuV	dBuV/m	dB	
1	5137.213	7.55	34.31	42.31	59.72	59.27	74.00	-14.73 peak
2	5149.980	7.57	34.32	42.32	59.33	58.90	74.00	-15.10 peak
3 *	5270.000	7.79	34.42	42.33	101.44	101.32	68.20	33.12 peak





Test Mode: 19; Polarity: Horizontal; Modulation:802.11ac; Bandwidth:40MHz; Channel:Low

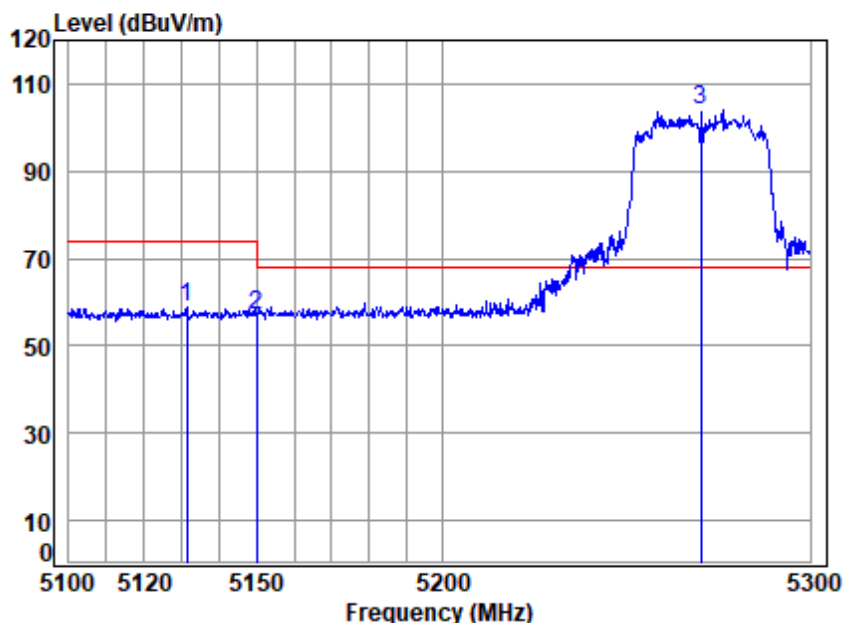


Site : chamber  
Condition: 3m HORIZONTAL  
Job No : 00984CR  
Mode : 5270 Band edge  
: 5G WIFI 11AC40

		Cable	Ant	Preamp	Read	Limit	Over	
Freq		Loss	Factor	Factor	Level	Level	Line	Limit Remark
MHz		dB	dB/m	dB	dBuV	dBuV/m	dBuV/m	dB
1	5148.489	7.57	34.32	42.32	49.43	49.00	54.00	-5.00 Average
2	5149.980	7.57	34.32	42.32	49.37	48.94	54.00	-5.06 Average
3	5270.000	7.79	34.42	42.33	92.86	92.74	-----	----- Average



Test Mode: 19; Polarity: Vertical; Modulation:802.11ac; Bandwidth:40MHz; Channel:Low

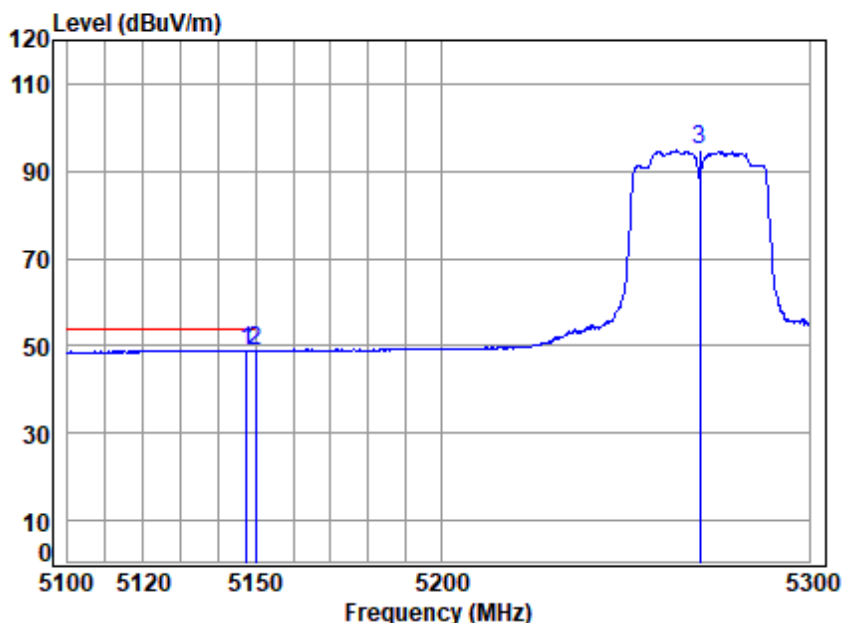


Site : chamber  
Condition: 3m VERTICAL  
Job No : 00984CR  
Mode : 5270 Band edge  
: 5G WIFI 11AC40

		Cable	Ant	Preamp	Read		Limit	Over	
Freq		Loss	Factor	Factor	Level	Level	Line	Limit	Remark
MHz		dB	dB/m	dB	dBuV	dBuV/m	dBuV/m	dB	
1	5131.288	7.54	34.31	42.31	59.25	58.79	74.00	-15.21	Peak
2	5149.980	7.57	34.32	42.32	57.67	57.24	74.00	-16.76	Peak
3 *	5270.000	7.79	34.42	42.33	104.06	103.94	68.20	35.74	Peak



Test Mode: 19; Polarity: Vertical; Modulation:802.11ac; Bandwidth:40MHz; Channel:Low

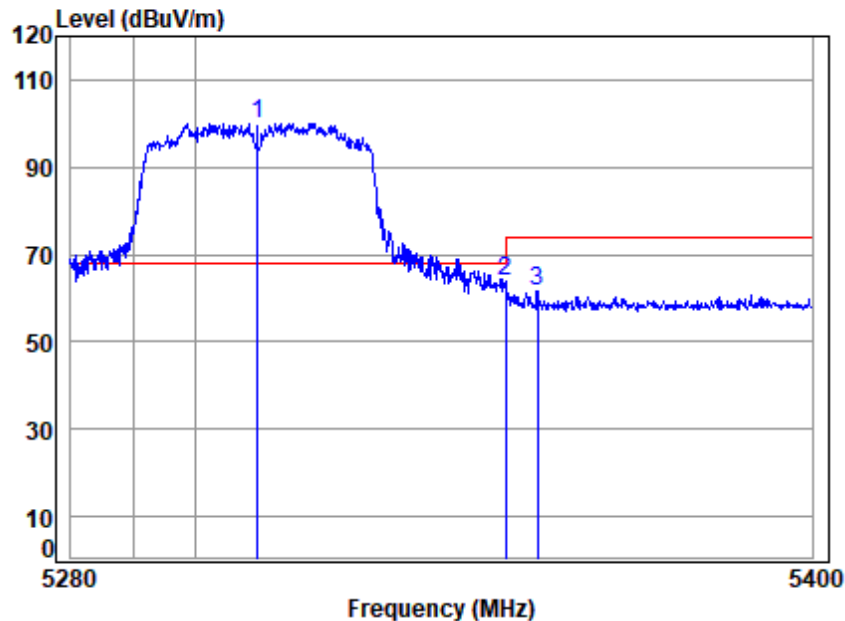


Site : chamber  
Condition: 3m VERTICAL  
Job No : 00984CR  
Mode : 5270 Band edge  
: 5G WIFI 11AC40

		Cable	Ant	Preamp	Read	Limit	Over	
Freq		Loss	Factor	Factor	Level	Level	Line	Limit Remark
MHz		dB	dB/m	dB	dBuV	dBuV/m	dBuV/m	dB
1	5147.499	7.57	34.32	42.32	49.45	49.02	54.00	-4.98 Average
2	5149.980	7.57	34.32	42.32	49.36	48.93	54.00	-5.07 Average
3	5270.000	7.79	34.42	42.33	94.84	94.72	-----	----- Average



Test Mode: 19; Polarity: Horizontal; Modulation:802.11ac; Bandwidth:40MHz; Channel:High

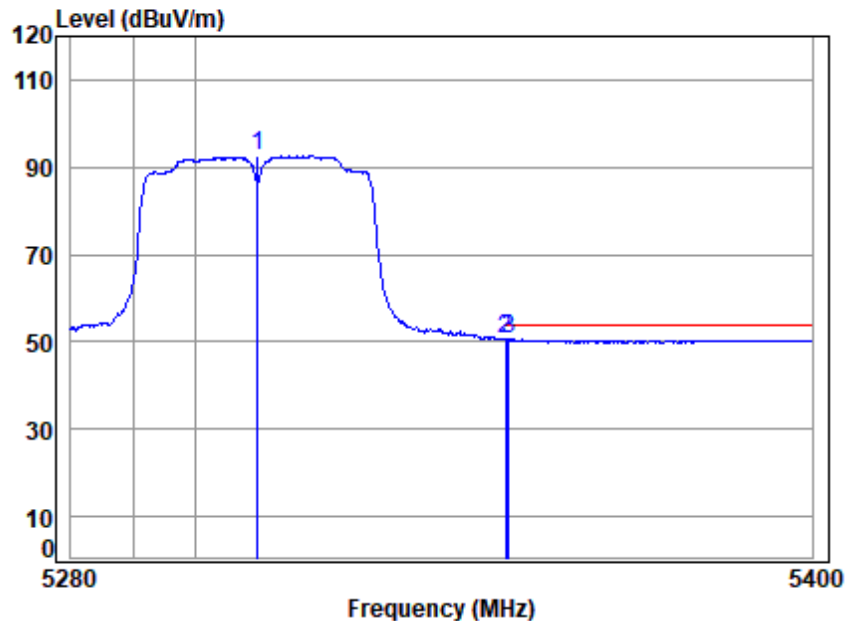


Site : chamber  
Condition: 3m HORIZONTAL  
Job No : 00984CR  
Mode : 5310 Band edge  
: 5G WIFI 11AC40

		Cable	Ant	Preamp	Read		Limit	Over	
Freq		Loss	Factor	Factor	Level	Level	Line	Limit	Remark
MHz		dB	dB/m	dB	dBuV	dBuV/m	dBuV/m	dB	
1 *	5310.000	7.86	34.45	42.33	100.14	100.12	68.20	31.92	peak
2	5350.020	7.92	34.48	42.34	63.77	63.83	74.00	-10.17	peak
3	5355.165	7.93	34.49	42.34	61.38	61.46	74.00	-12.54	peak



Test Mode: 19; Polarity: Horizontal; Modulation:802.11ac; Bandwidth:40MHz; Channel:High



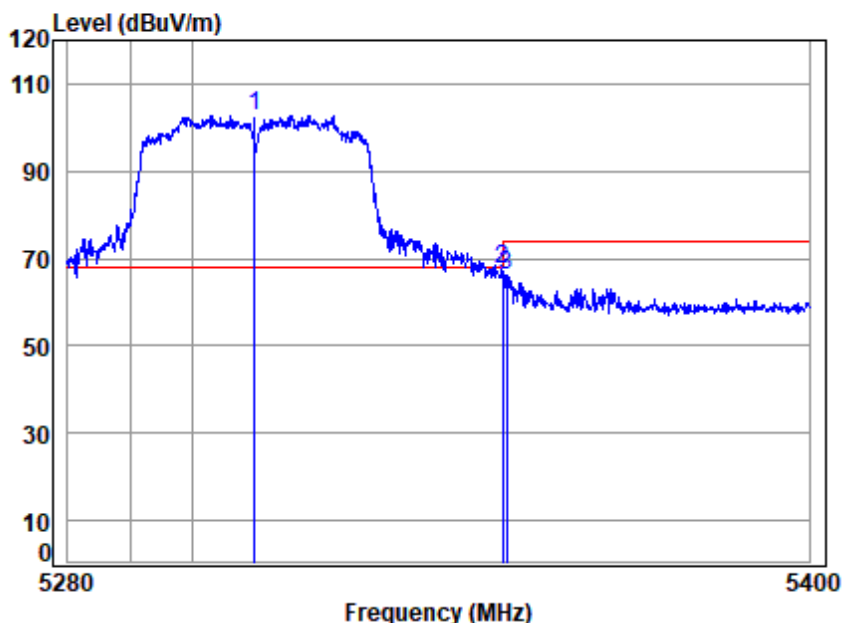
Site : chamber  
Condition: 3m HORIZONTAL  
Job No : 00984CR  
Mode : 5310 Band edge  
: 5G WIFI 11AC40

		Cable	Ant	Preamp	Read	Limit	Over	
Freq		Loss	Factor	Factor	Level	Level	Line	Limit Remark
MHz		dB	dB/m	dB	dBuV	dBuV/m	dBuV/m	dB
1	5310.000	7.86	34.45	42.33	92.69	92.67	-----	----- Average
2	5350.020	7.92	34.48	42.34	50.61	50.67	54.00	-3.33 Average
3	5350.594	7.93	34.48	42.34	50.49	50.56	54.00	-3.44 Average





Test Mode: 19; Polarity: Vertical; Modulation:802.11ac; Bandwidth:40MHz; Channel:High

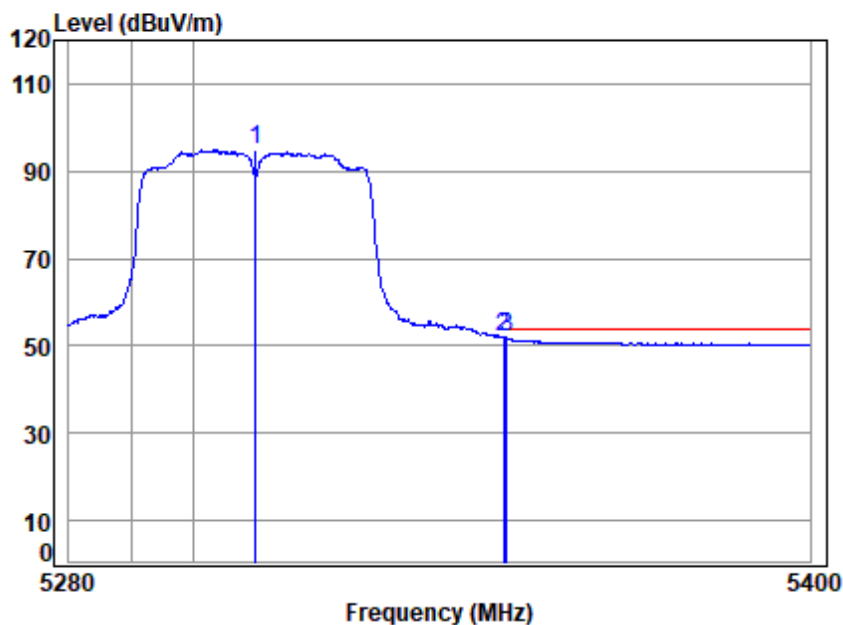


Site : chamber  
Condition: 3m VERTICAL  
Job No : 00984CR  
Mode : 5310 Band edge  
: 5G WIFI 11AC40

		Cable	Ant	Preamp	Read	Limit	Over	
Freq		Loss	Factor	Factor	Level	Level	Line	Limit Remark
MHz		dB	dB/m	dB	dBuV	dBuV/m	dBuV/m	dB
1 *	5310.000	7.86	34.45	42.33	102.86	102.84	68.20	34.64 Peak
2	5350.020	7.92	34.48	42.34	67.56	67.62	74.00	-6.38 Peak
3	5350.714	7.93	34.48	42.34	65.88	65.95	74.00	-8.05 Peak



Test Mode: 19; Polarity: Vertical; Modulation:802.11ac; Bandwidth:40MHz; Channel:High

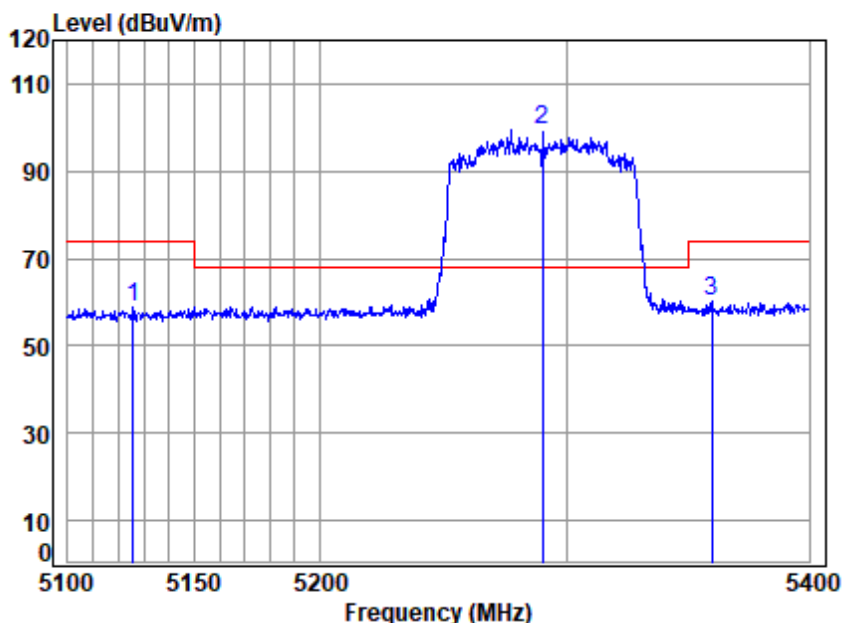


Site : chamber  
Condition: 3m VERTICAL  
Job No : 00984CR  
Mode : 5310 Band edge  
: 5G WIFI 11AC40

		Cable	Ant	Preamp	Read	Limit	Over	
	Freq	Loss	Factor	Factor	Level	Level	Line	Limit Remark
	MHz	dB	dB/m	dB	dBuV	dBuV/m	dBuV/m	dB
1	5310.000	7.86	34.45	42.33	94.98	94.96	-----	----- Average
2	5350.020	7.92	34.48	42.34	52.02	52.08	54.00	-1.92 Average
3	5350.594	7.93	34.48	42.34	51.73	51.80	54.00	-2.20 Average



Test Mode: 19; Polarity: Horizontal; Modulation:802.11ac; Bandwidth:80MHz; Channel:middle

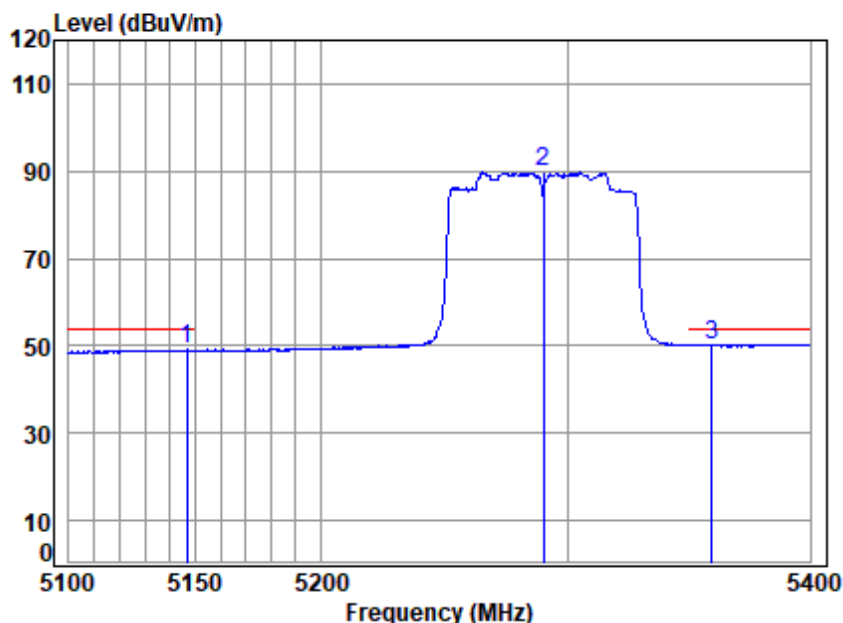


Site : chamber  
Condition: 3m HORIZONTAL  
Job No : 00984CR  
Mode : 5290 Band edge  
: 5G WIFI 11AC80

		Cable	Ant	Preamp	Read	Limit	Over	
Freq		Loss	Factor	Factor	Level	Line	Limit	Remark
MHz		dB	dB/m	dB	dBuV	dBuV/m	dBuV/m	dB
1	5125.717	7.53	34.30	42.31	59.31	58.83	74.00	-15.17 peak
2 *	5290.000	7.82	34.44	42.33	99.75	99.68	68.20	31.48 peak
3	5359.717	7.94	34.49	42.34	60.30	60.39	74.00	-13.61 peak



Test Mode: 19; Polarity: Horizontal; Modulation:802.11ac; Bandwidth:80MHz; Channel:middle

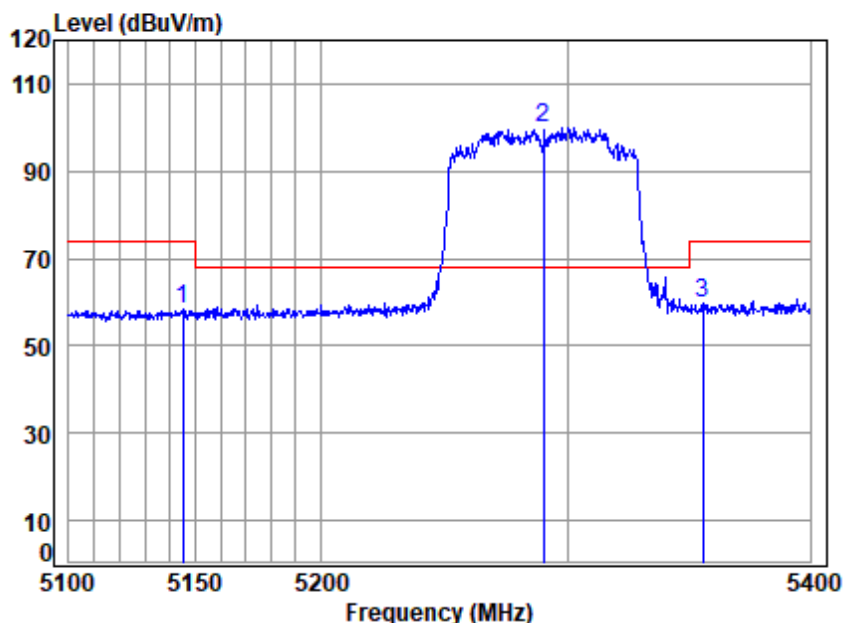


Site : chamber  
Condition: 3m HORIZONTAL  
Job No : 00984CR  
Mode : 5290 Band edge  
: 5G WIFI 11AC80

		Cable	Ant	Preamp	Read	Limit	Over	
Freq		Loss	Factor	Factor	Level	Line	Limit	Remark
MHz		dB	dB/m	dB	dBuV	dBuV/m	dB	
1	5146.561	7.57	34.32	42.32	49.55	49.12	54.00	-4.88 Average
2	5290.000	7.82	34.44	42.33	89.75	89.68	-----	----- Average
3	5359.411	7.94	34.49	42.34	50.19	50.28	54.00	-3.72 Average



Test Mode: 19; Polarity: Vertical; Modulation:802.11ac; Bandwidth:80MHz; Channel:middle



Site : chamber  
Condition: 3m VERTICAL  
Job No : 00984CR  
Mode : 5290 Band edge  
: 5G WIFI 11AC80

		Cable	Ant	Preamp	Read	Limit	Over	
	Freq	Loss	Factor	Factor	Level	Line	Limit	Remark
	MHz	dB	dB/m	dB	dBuV	dBuV/m	dBuV/m	dB
1	5145.090	7.56	34.32	42.32	58.68	58.24	74.00	-15.76 Peak
2 *	5290.000	7.82	34.44	42.33	100.07	100.00	68.20	31.80 Peak
3	5355.430	7.93	34.49	42.34	59.90	59.98	74.00	-14.02 Peak



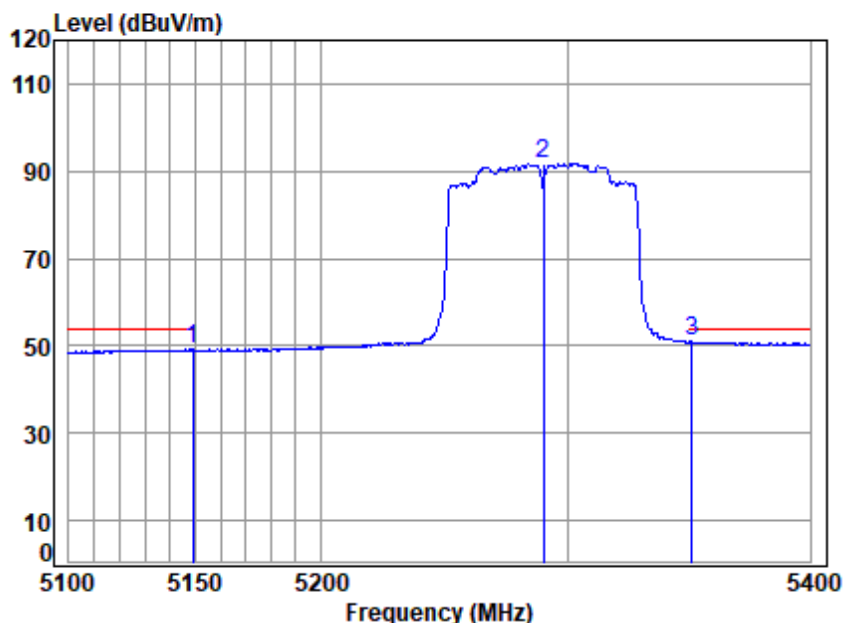
Unless otherwise agreed in writing, this document is issued by the Company subject to its General Conditions of Service printed overleaf, available on request or accessible at <http://www.sgs.com/en/Terms-and-Conditions.aspx> and, for electronic format documents, subject to Terms and Conditions for Electronic Documents at <http://www.sgs.com/en/Terms-and-Conditions/Terms-e-Documents.aspx>. Attention is drawn to the limitation of liability, indemnification and jurisdiction issues defined therein. Any holder of this document is advised that information contained hereon reflects the Company's findings at the time of its intervention only and within the limits of Client's instructions, if any. The Company's sole responsibility is to its Client and this document does not exonerate parties to a transaction from exercising all their rights and obligations under the transaction documents. This document cannot be reproduced except in full, without prior written approval of the Company. Any unauthorized alteration, forgery or falsification of the content or appearance of this document is unlawful and offenders may be prosecuted to the fullest extent of the law. Unless otherwise stated the results shown in this test report refer only to the sample(s) tested and such sample(s) are retained for 30 days only.  
Attention: To check the authenticity of testing / inspection report & certificate, please contact us at telephone: (86-755) 8307 1443, or email: [CN.Doccheck@sgs.com](mailto:CN.Doccheck@sgs.com)

SGS-CSTC Standards Technical Services Co., Ltd.  
Shenzhen Branch

No.1 Workshop, M-10, Middle Section, Science & Technology Park, Shenzhen, China 518057 t (86-755) 26012053 f (86-755) 26710594 www.sgs.com.cn  
中国·深圳·科技园中区M-10栋一号厂房 邮编: 518057 t (86-755) 26012053 f (86-755) 26710594 sgs.china@sgs.com



Test Mode: 19; Polarity: Vertical; Modulation:802.11ac; Bandwidth:80MHz; Channel:middle

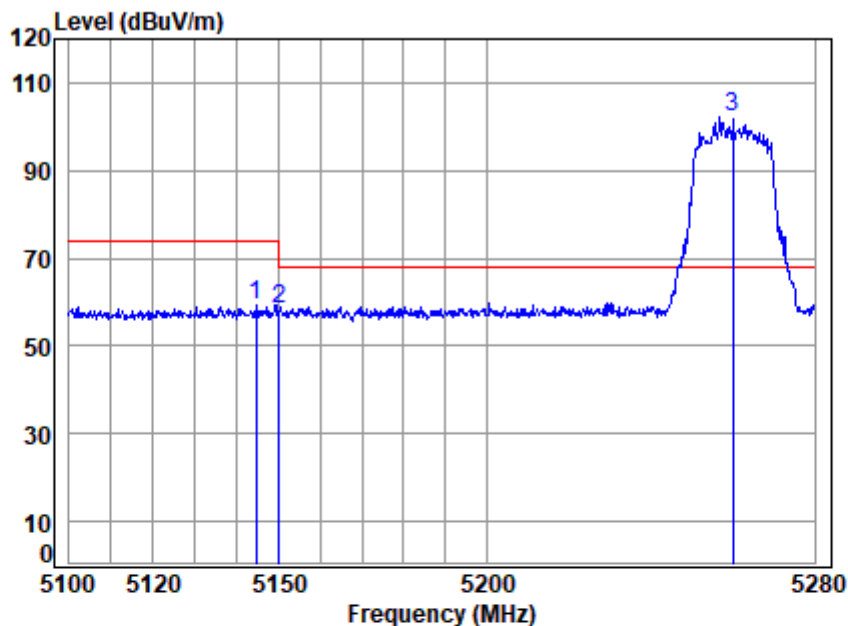


Site : chamber  
Condition: 3m VERTICAL  
Job No : 00984CR  
Mode : 5290 Band edge  
: 5G WIFI 11AC80

		Cable	Ant	Preamp	Read	Limit	Over	
Freq		Loss	Factor	Factor	Level	Line	Limit	Remark
MHz		dB	dB/m	dB	dBuV	dBuV/m	dB	
1	5149.209	7.57	34.32	42.32	49.49	49.06	54.00	-4.94 Average
2	5290.000	7.82	34.44	42.33	91.93	91.86	-----	----- Average
3	5351.146	7.93	34.48	42.34	50.94	51.01	54.00	-2.99 Average



Test Mode: 19; Polarity: Horizontal; Modulation:802.11ax; Bandwidth:20MHz; Channel:Low

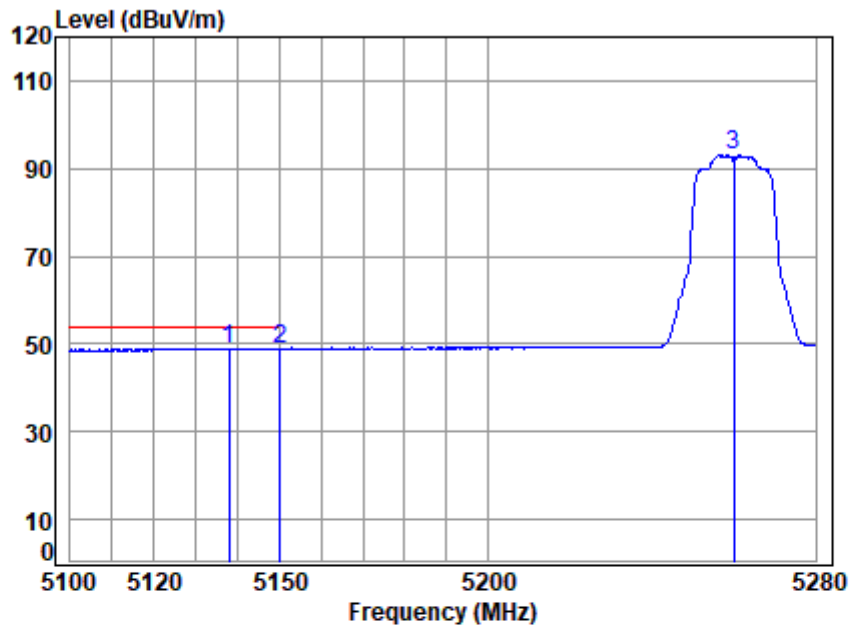


Site : chamber  
Condition: 3m HORIZONTAL  
Job No : 00984CR  
Mode : 5260 Band edge  
: 5G WIFI 11AX20

		Cable	Ant	Preamp	Read		Limit	Over	
	Freq	Loss	Factor	Factor	Level	Level	Line	Limit	Remark
	MHz	dB	dB/m	dB	dBuV	dBuV/m	dBuV/m	dB	
1	5144.595	7.56	34.32	42.32	59.94	59.50	74.00	-14.50	peak
2	5149.980	7.57	34.32	42.32	58.77	58.34	74.00	-15.66	peak
3 *	5260.000	7.77	34.41	42.33	102.32	102.17	68.20	33.97	peak



Test Mode: 19; Polarity: Horizontal; Modulation:802.11ax; Bandwidth:20MHz; Channel:Low

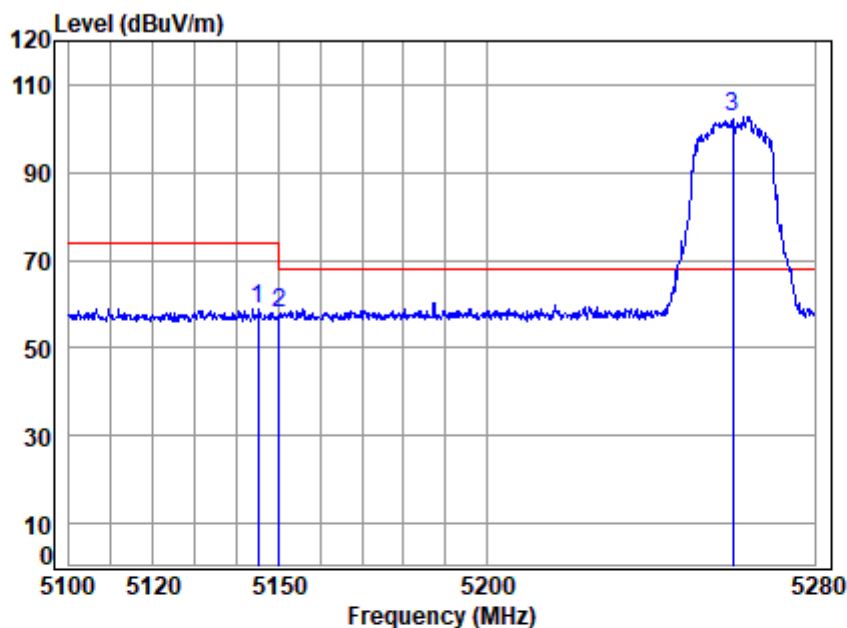


Site : chamber  
Condition: 3m HORIZONTAL  
Job No : 00984CR  
Mode : 5260 Band edge  
: 5G WIFI 11AX20

		Cable	Ant	Preamp	Read	Limit	Over	
	Freq	Loss	Factor	Factor	Level	Line	Limit	Remark
	MHz	dB	dB/m	dB	dBuV	dBuV/m	dBuV/m	dB
1	5137.818	7.55	34.31	42.31	49.49	49.04	54.00	-4.96 Average
2	5149.980	7.57	34.32	42.32	49.37	48.94	54.00	-5.06 Average
3	5260.000	7.77	34.41	42.33	93.20	93.05	-----	----- Average



Test Mode: 19; Polarity: Vertical; Modulation:802.11ax; Bandwidth:20MHz; Channel:Low

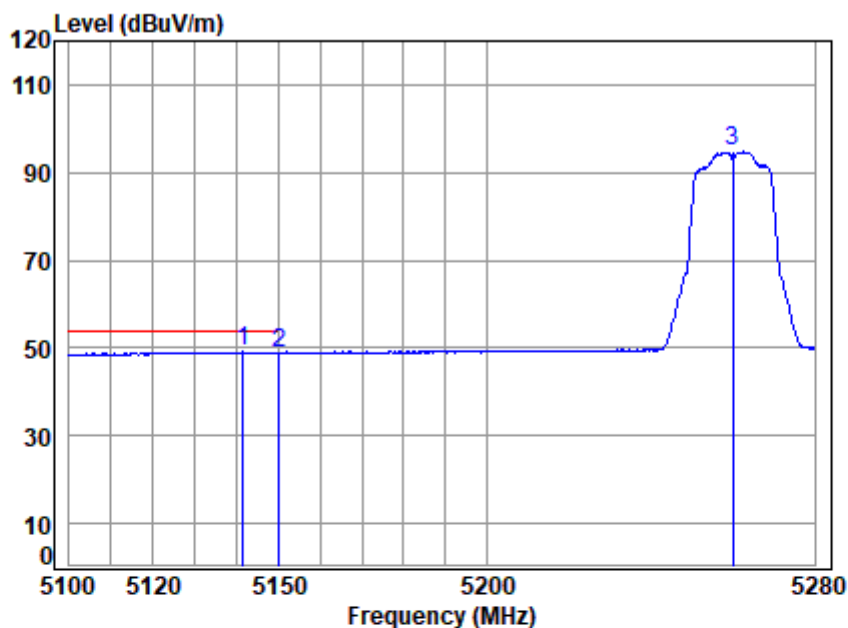


Site : chamber  
Condition: 3m VERTICAL  
Job No : 00984CR  
Mode : 5260 Band edge  
: 5G WIFI 11AX20

		Cable	Ant	Preamp	Read		Limit	Over	
	Freq	Loss	Factor	Factor	Level	Level	Line	Limit	Remark
	MHz	dB	dB/m	dB	dBuV	dBuV/m	dBuV/m	dB	
1	5145.130	7.56	34.32	42.32	59.45	59.01	74.00	-14.99	Peak
2	5149.980	7.57	34.32	42.32	58.53	58.10	74.00	-15.90	Peak
3 *	5260.000	7.77	34.41	42.33	102.99	102.84	68.20	34.64	Peak



Test Mode: 19; Polarity: Vertical; Modulation:802.11ax; Bandwidth:20MHz; Channel:Low



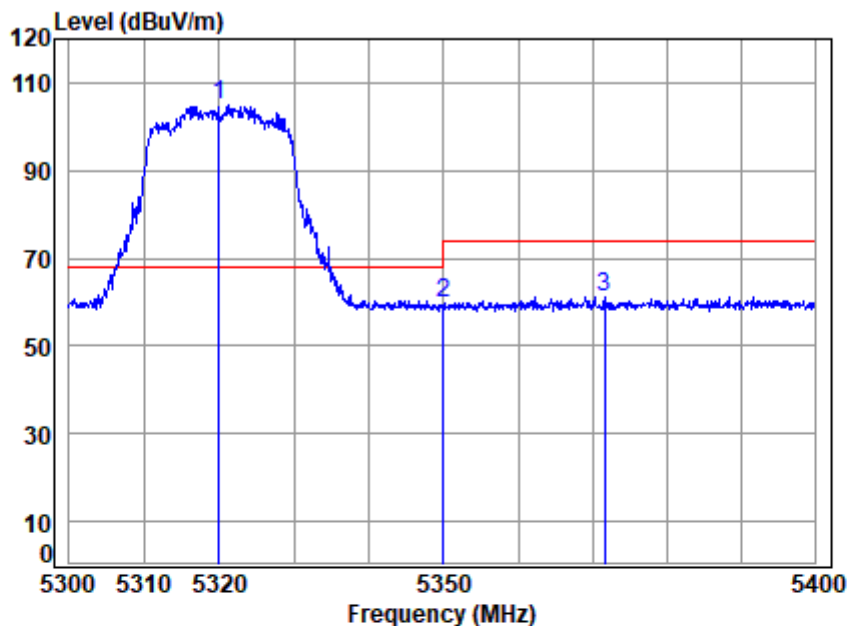
Site : chamber  
Condition: 3m VERTICAL  
Job No : 00984CR  
Mode : 5260 Band edge  
: 5G WIFI 11AX20

		Cable	Ant	Preamp	Read	Limit	Over	
Freq	Loss	Factor	Factor	Level	Level	Line	Limit	Remark
MHz	dB	dB/m	dB	dBuV	dBuV/m	dBuV/m	dB	
1	5141.384	7.56	34.32	42.32	49.49	49.05	54.00	-4.95 Average
2	5149.980	7.57	34.32	42.32	49.41	48.98	54.00	-5.02 Average
3	5260.000	7.77	34.41	42.33	94.84	94.69	-----	----- Average





Test Mode: 19; Polarity: Horizontal; Modulation:802.11ax; Bandwidth:20MHz; Channel:High

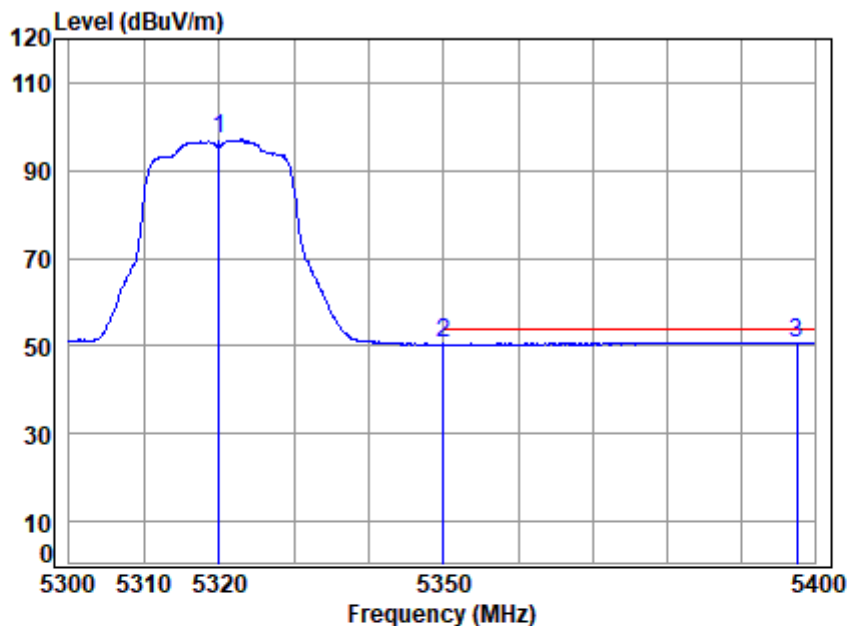


Site : chamber  
Condition: 3m HORIZONTAL  
Job No : 00984CR  
Mode : 5320 Band edge  
: 5G WIFI 11AX20

	Cable	Ant	Preamp	Read		Limit	Over	
Freq	Loss	Factor	Factor	Level	Level	Line	Limit	Remark
MHz	dB	dB/m	dB	dBuV	dBuV/m	dBuV/m	dB	
1 * 5320.000	7.87	34.46	42.33	104.76	104.76	68.20	36.56	peak
2 5350.020	7.92	34.48	42.34	59.74	59.80	74.00	-14.20	peak
3 5371.610	7.96	34.50	42.34	61.20	61.32	74.00	-12.68	peak



Test Mode: 19; Polarity: Horizontal; Modulation:802.11ax; Bandwidth:20MHz; Channel:High

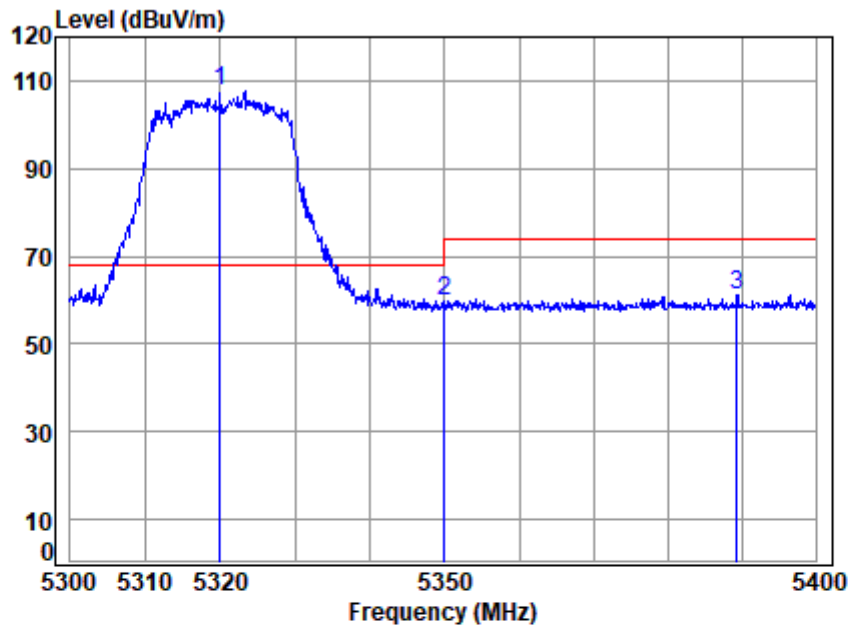


Site : chamber  
Condition: 3m HORIZONTAL  
Job No : 00984CR  
Mode : 5320 Band edge  
: 5G WIFI 11AX20

	Cable	Ant	Preamp	Read	Limit	Over	
Freq	Loss	Factor	Factor	Level	Level	Line	Limit Remark
MHz	dB	dB/m	dB	dBuV	dBuV/m	dBuV/m	dB
1 5320.000	7.87	34.46	42.33	97.06	97.06	-----	----- Average
2 5350.020	7.92	34.48	42.34	50.40	50.46	54.00	-3.54 Average
3 5397.578	8.01	34.52	42.34	50.57	50.76	54.00	-3.24 Average



Test Mode: 19; Polarity: Vertical; Modulation:802.11ax; Bandwidth:20MHz; Channel:High

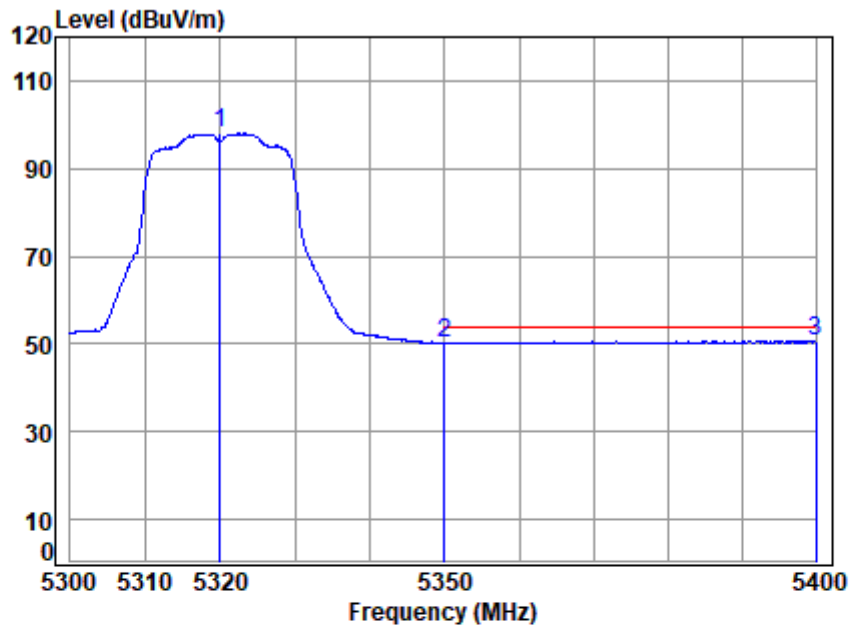


Site : chamber  
Condition: 3m VERTICAL  
Job No : 00984CR  
Mode : 5320 Band edge  
: 5G WIFI 11AX20

	Cable	Ant	Preamp	Read		Limit	Over	
Freq	Loss	Factor	Factor	Level	Level	Line	Limit	Remark
MHz	dB	dB/m	dB	dBuV	dBuV/m	dBuV/m	dB	
1 * 5320.000	7.87	34.46	42.33	107.63	107.63	68.20	39.43	Peak
2 5350.020	7.92	34.48	42.34	59.59	59.65	74.00	-14.35	Peak
3 5389.412	7.99	34.51	42.34	61.06	61.22	74.00	-12.78	Peak



Test Mode: 19; Polarity: Vertical; Modulation:802.11ax; Bandwidth:20MHz; Channel:High

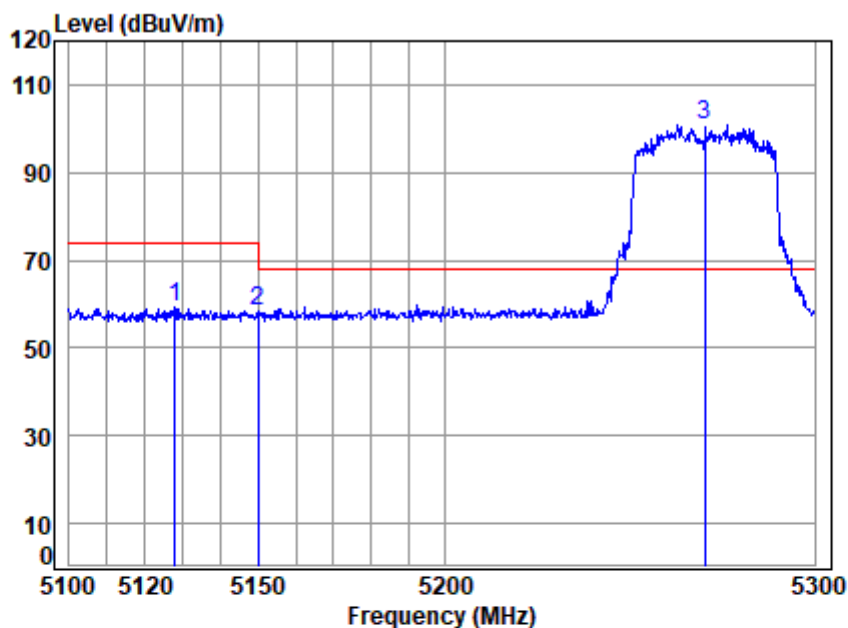


Site : chamber  
Condition: 3m VERTICAL  
Job No : 00984CR  
Mode : 5320 Band edge  
: 5G WIFI 11AX20

	Freq	Cable Loss	Ant Factor	Preamp Factor	Read Level	Limit Level	Limit Line	Over Limit	Remark
	MHz	dB	dB/m	dB	dBuV	dBuV/m	dBuV/m	dB	
1	5320.000	7.87	34.46	42.33	98.14	98.14	-----	-----	Average
2	5350.020	7.92	34.48	42.34	50.23	50.29	54.00	-3.71	Average
3	5400.000	8.01	34.52	42.34	50.35	50.54	54.00	-3.46	Average



Test Mode: 19; Polarity: Horizontal; Modulation:802.11ax; Bandwidth:40MHz; Channel:Low



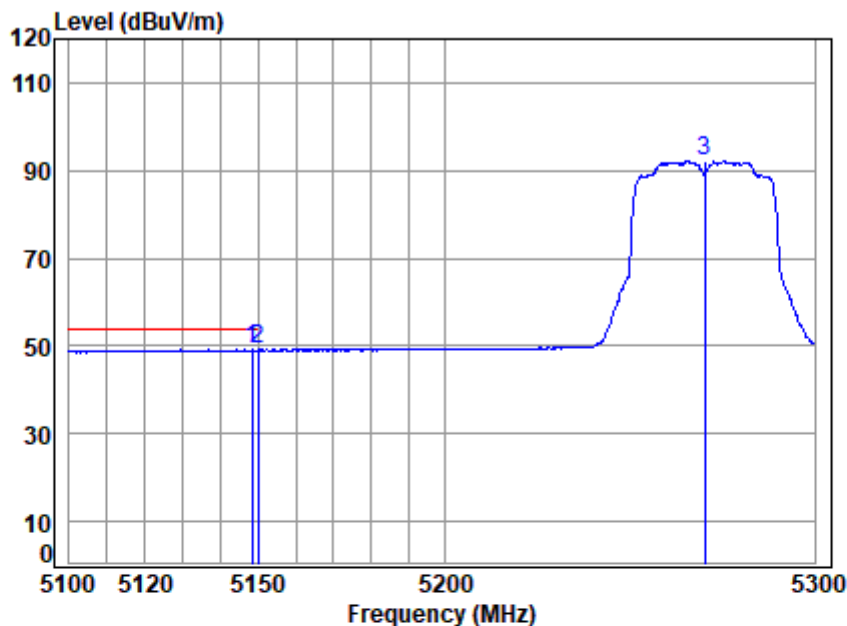
Site : chamber  
Condition: 3m HORIZONTAL  
Job No : 00984CR  
Mode : 5270 Band edge  
: 5G WIFI 11AX40

		Cable	Ant	Preamp	Read	Limit	Over	
Freq		Loss	Factor	Factor	Level	Line	Limit	Remark
MHz		dB	dB/m	dB	dBuV	dBuV/m	dBuV/m	dB
1	5127.934	7.53	34.31	42.31	59.73	59.26	74.00	-14.74 peak
2	5149.980	7.57	34.32	42.32	58.69	58.26	74.00	-15.74 peak
3 *	5270.000	7.79	34.42	42.33	100.97	100.85	68.20	32.65 peak





Test Mode: 19; Polarity: Horizontal; Modulation:802.11ax; Bandwidth:40MHz; Channel:Low

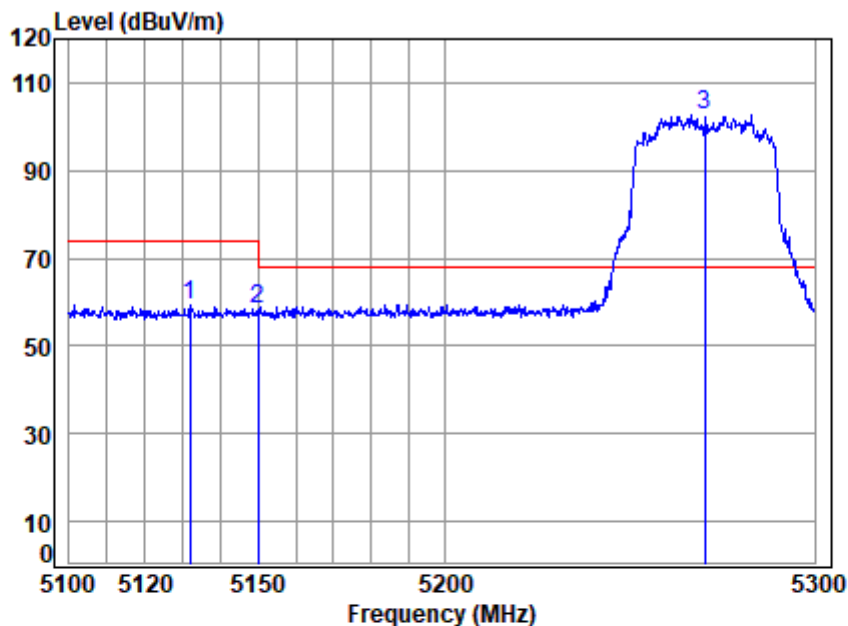


Site : chamber  
Condition: 3m HORIZONTAL  
Job No : 00984CR  
Mode : 5270 Band edge  
: 5G WIFI 11AX40

	Freq	Cable Loss	Ant Factor	Preamp Factor	Read Level	Level	Limit	Over Limit	Remark
	MHz	dB	dB/m	dB	dBuV	dBuV/m	dBuV/m	dB	
1	5148.489	7.57	34.32	42.32	49.52	49.09	54.00	-4.91	Average
2	5149.980	7.57	34.32	42.32	49.49	49.06	54.00	-4.94	Average
3	5270.000	7.79	34.42	42.33	92.23	92.11	-----	-----	Average



Test Mode: 19; Polarity: Vertical; Modulation:802.11ax; Bandwidth:40MHz; Channel:Low

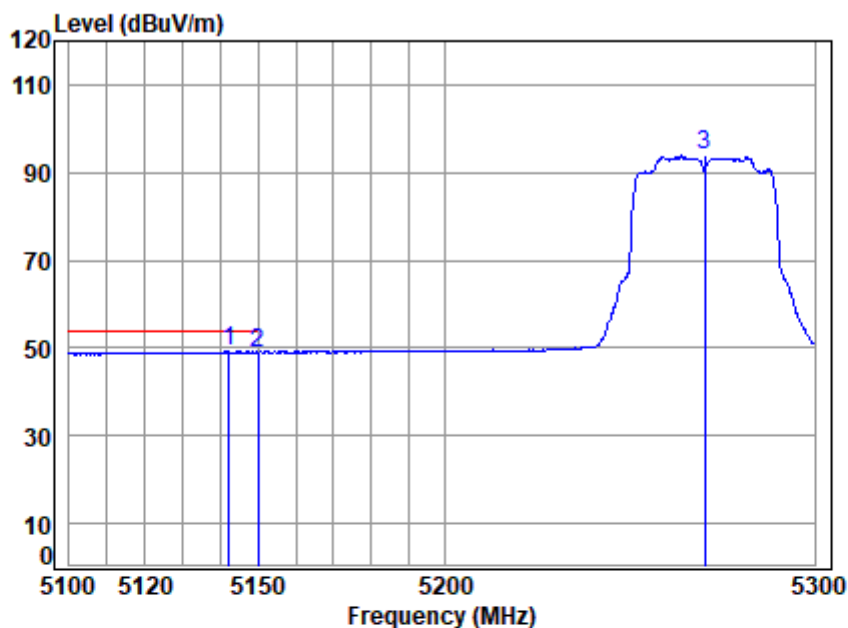


Site : chamber  
Condition: 3m VERTICAL  
Job No : 00984CR  
Mode : 5270 Band edge  
: 5G WIFI 11AX40

		Cable	Ant	Preamp	Read	Limit	Over	
Freq	Loss	Factor	Factor	Level	Level	Line	Limit	Remark
MHz	dB	dB/m	dB	dBuV	dBuV/m	dBuV/m	dB	
1	5131.880	7.54	34.31	42.31	59.69	59.23	74.00	-14.77 Peak
2	5149.980	7.57	34.32	42.32	58.93	58.50	74.00	-15.50 Peak
3 *	5270.000	7.79	34.42	42.33	102.75	102.63	68.20	34.43 Peak



Test Mode: 19; Polarity: Vertical; Modulation:802.11ax; Bandwidth:40MHz; Channel:Low

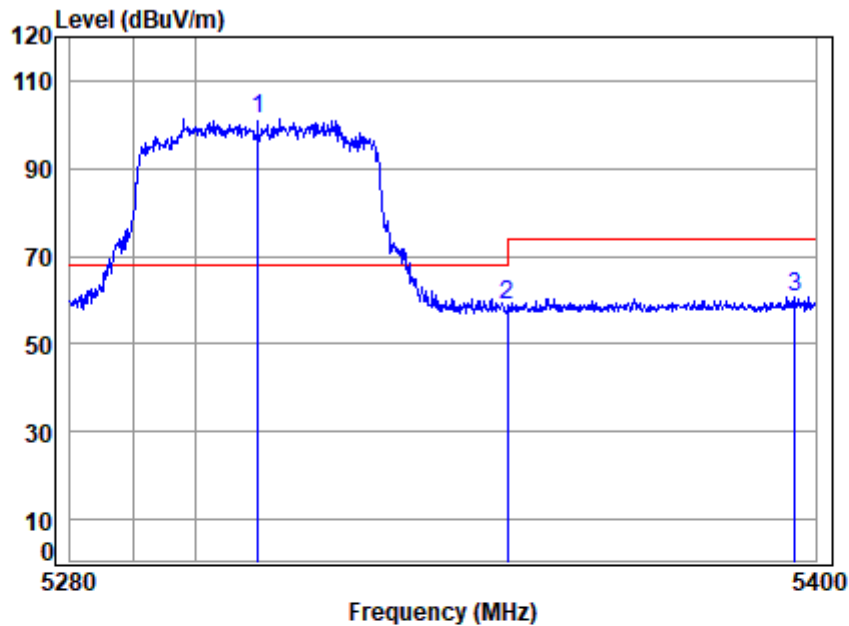


Site : chamber  
Condition: 3m VERTICAL  
Job No : 00984CR  
Mode : 5270 Band edge  
: 5G WIFI 11AX40

	Freq	Cable Loss	Ant Factor	Preamp Factor	Read Level	Level	Limit	Over Limit	Remark
	MHz	dB	dB/m	dB	dBuV	dBuV/m	dBuV/m	dB	
1	5142.155	7.56	34.32	42.32	49.59	49.15	54.00	-4.85	Average
2	5149.980	7.57	34.32	42.32	49.44	49.01	54.00	-4.99	Average
3	5270.000	7.79	34.42	42.33	93.93	93.81	-----	-----	Average



Test Mode: 19; Polarity: Horizontal; Modulation:802.11ax; Bandwidth:40MHz; Channel:High

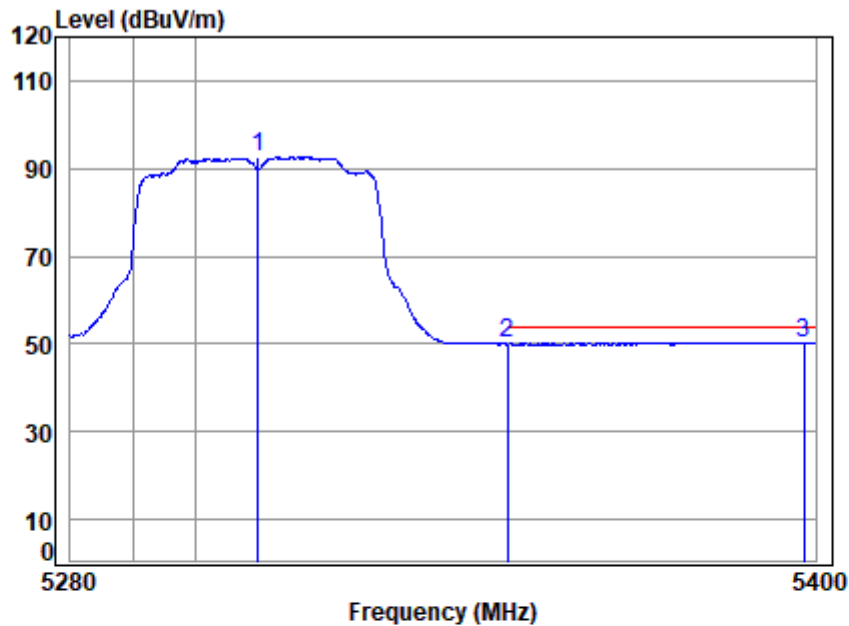


Site : chamber  
Condition: 3m HORIZONTAL  
Job No : 00984CR  
Mode : 5310 Band edge  
: 5G WIFI 11AX40

	Cable	Ant	Preamp	Read		Limit	Over	
Freq	Loss	Factor	Factor	Level	Level	Line	Limit	Remark
MHz	dB	dB/m	dB	dBuV	dBuV/m	dBuV/m	dB	
1 * 5310.000	7.86	34.45	42.33	101.33	101.31	68.20	33.11	peak
2 5350.020	7.92	34.48	42.34	58.91	58.97	74.00	-15.03	peak
3 5396.603	8.00	34.52	42.34	60.70	60.88	74.00	-13.12	peak



Test Mode: 19; Polarity: Horizontal; Modulation:802.11ax; Bandwidth:40MHz; Channel:High



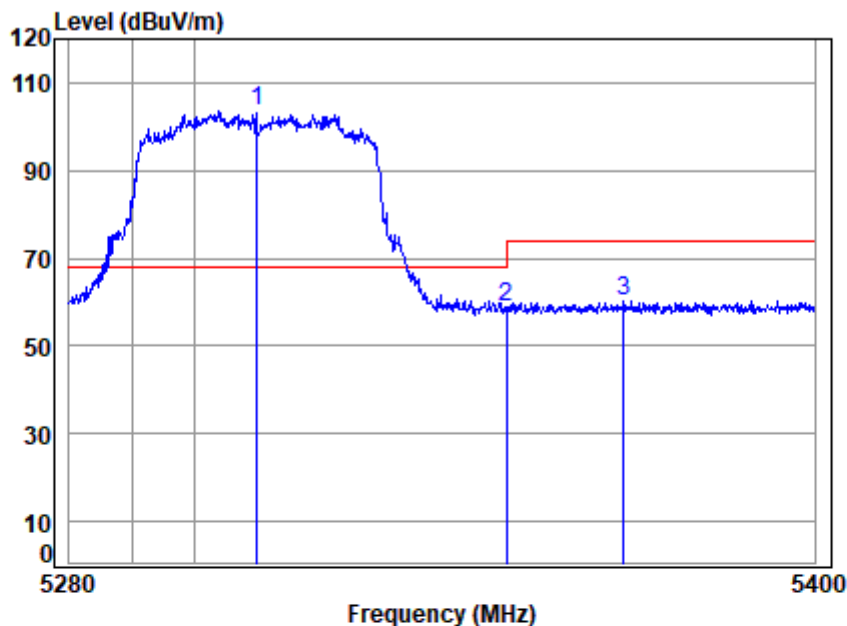
Site : chamber  
Condition: 3m HORIZONTAL  
Job No : 00984CR  
Mode : 5310 Band edge  
: 5G WIFI 11AX40

		Cable	Ant	Preamp	Read	Limit	Over	
	Freq	Loss	Factor	Factor	Level	Line	Limit	Remark
	MHz	dB	dB/m	dB	dBuV	dBuV/m	dBuV/m	dB
1	5310.000	7.86	34.45	42.33	92.70	92.68	-----	----- Average
2	5350.020	7.92	34.48	42.34	49.93	49.99	54.00	-4.01 Average
3	5398.180	8.01	34.52	42.34	50.14	50.33	54.00	-3.67 Average





Test Mode: 19; Polarity: Vertical; Modulation:802.11ax; Bandwidth:40MHz; Channel:High

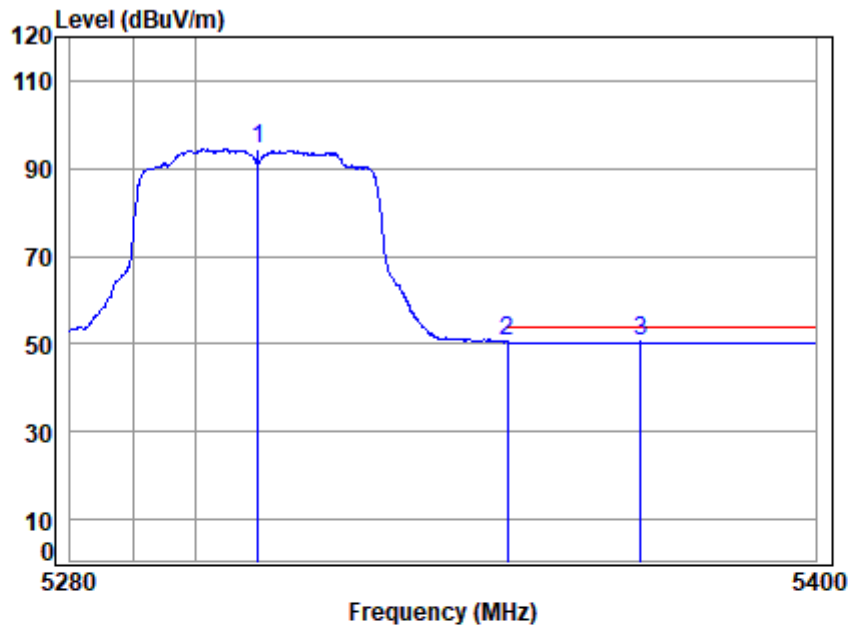


Site : chamber  
Condition: 3m VERTICAL  
Job No : 00984CR  
Mode : 5310 Band edge  
: 5G WIFI 11AX40

	Cable	Ant	Preamp	Read		Limit	Over	
Freq	Loss	Factor	Factor	Level	Level	Line	Limit	Remark
MHz	dB	dB/m	dB	dBuV	dBuV/m	dBuV/m	dB	
1 * 5310.000	7.86	34.45	42.33	103.58	103.56	68.20	35.36	Peak
2 5350.020	7.92	34.48	42.34	58.85	58.91	74.00	-15.09	Peak
3 5369.023	7.96	34.50	42.34	60.21	60.33	74.00	-13.67	Peak



Test Mode: 19; Polarity: Vertical; Modulation:802.11ax; Bandwidth:40MHz; Channel:High

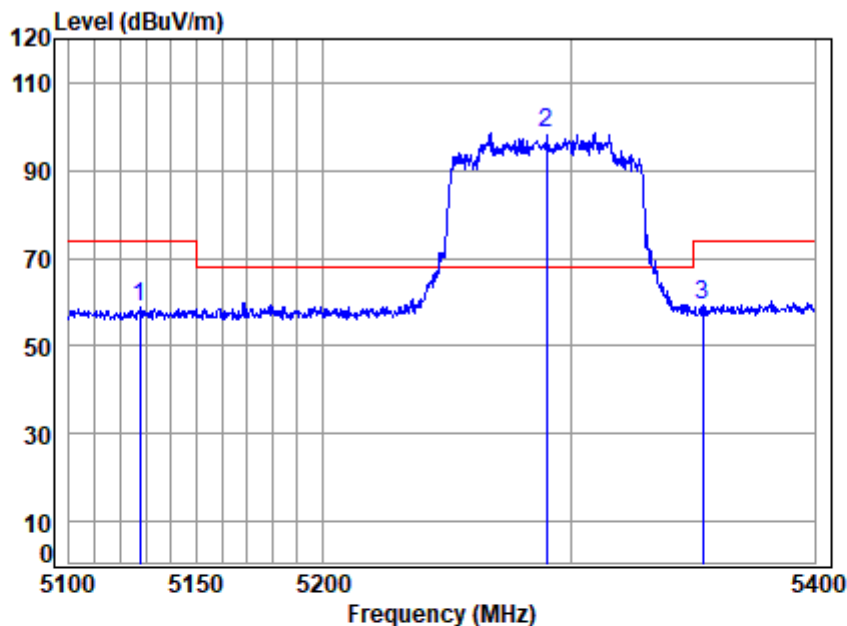


Site : chamber  
Condition: 3m VERTICAL  
Job No : 00984CR  
Mode : 5310 Band edge  
: 5G WIFI 11AX40

		Cable	Ant	Preamp	Read	Limit	Over	
	Freq	Loss	Factor	Factor	Level	Line	Limit	Remark
	MHz	dB	dB/m	dB	dBuV	dBuV/m	dBuV/m	dB
1	5310.000	7.86	34.45	42.33	94.64	94.62	-----	----- Average
2	5350.020	7.92	34.48	42.34	50.40	50.46	54.00	-3.54 Average
3	5371.678	7.96	34.50	42.34	50.32	50.44	54.00	-3.56 Average



Test Mode: 19; Polarity: Horizontal; Modulation:802.11ax; Bandwidth:80MHz; Channel:Middle

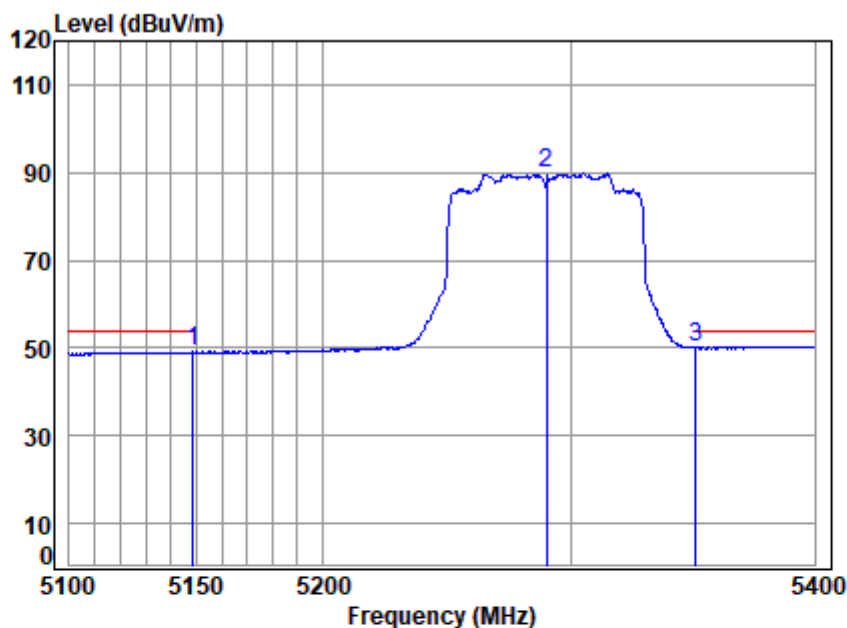


Site : chamber  
Condition: 3m HORIZONTAL  
Job No : 00984CR  
Mode : 5290 Band edge  
: 5G WIFI 11AX80

		Cable	Ant	Preamp	Read	Limit	Over	
Freq	Loss	Factor	Factor	Level	Level	Line	Limit	Remark
MHz	dB	dB/m	dB	dBuV	dBuV/m	dBuV/m	dB	
1 5127.769	7.53	34.31	42.31	59.22	58.75	74.00	-15.25	peak
2 * 5290.000	7.82	34.44	42.33	98.46	98.39	68.20	30.19	peak
3 5353.899	7.93	34.49	42.34	59.02	59.10	74.00	-14.90	peak



Test Mode: 19; Polarity: Horizontal; Modulation:802.11ax; Bandwidth:80MHz; Channel:Middle

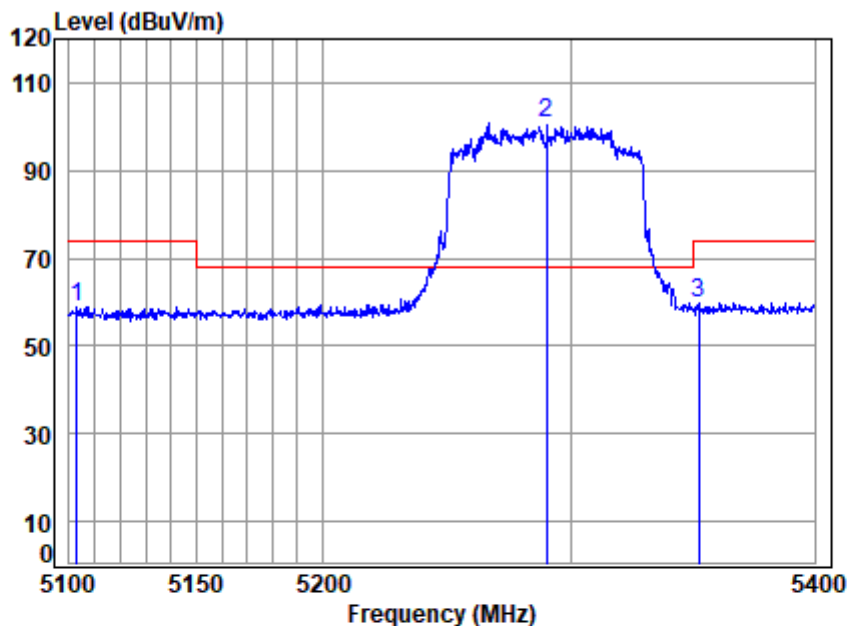


Site : chamber  
Condition: 3m HORIZONTAL  
Job No : 00984CR  
Mode : 5290 Band edge  
: 5G WIFI 11AX80

		Cable	Ant	Preamp	Read	Limit	Over	
	Freq	Loss	Factor	Factor	Level	Line	Limit	Remark
	MHz	dB	dB/m	dB	dBuV	dBuV/m	dBuV/m	dB
1	5148.621	7.57	34.32	42.32	49.56	49.13	54.00	-4.87 Average
2	5290.000	7.82	34.44	42.33	89.97	89.90	-----	----- Average
3	5350.840	7.93	34.48	42.34	50.14	50.21	54.00	-3.79 Average



Test Mode: 19; Polarity: Vertical; Modulation:802.11ax; Bandwidth:80MHz; Channel:Middle



Site : chamber  
Condition: 3m VERTICAL  
Job No : 00984CR  
Mode : 5290 Band edge  
: 5G WIFI 11AX80

		Cable	Ant	Preamp	Read		Limit	Over	
	Freq	Loss	Factor	Factor	Level	Level	Line	Limit	Remark
	MHz	dB	dB/m	dB	dBuV	dBuV/m	dBuV/m	dB	
1	5102.916	7.49	34.29	42.31	59.36	58.83	74.00	-15.17	Peak
2 *	5290.000	7.82	34.44	42.33	101.08	101.01	68.20	32.81	Peak
3	5352.370	7.93	34.49	42.34	59.83	59.91	74.00	-14.09	Peak



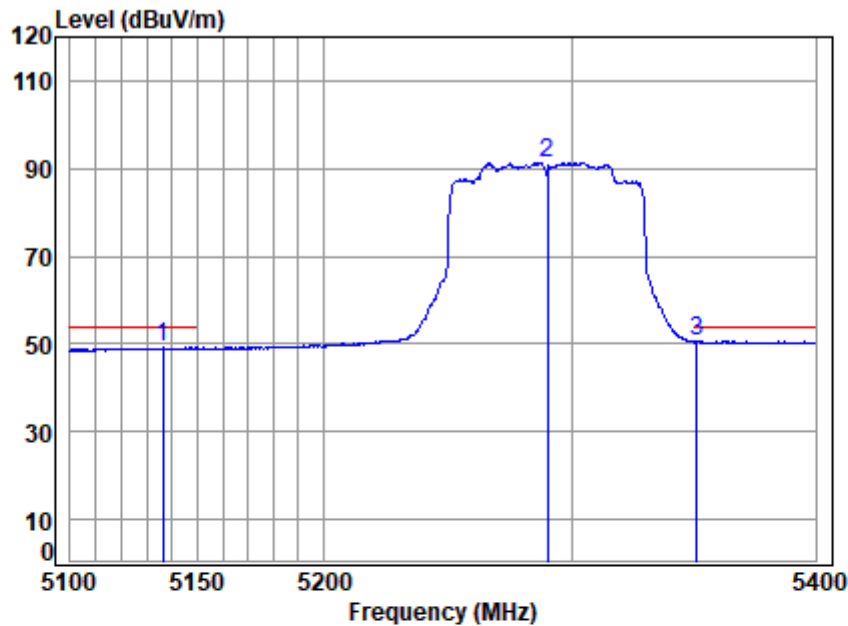
Unless otherwise agreed in writing, this document is issued by the Company subject to its General Conditions of Service printed overleaf, available on request or accessible at <http://www.sgs.com/en/Terms-and-Conditions.aspx> and, for electronic format documents, subject to Terms and Conditions for Electronic Documents at <http://www.sgs.com/en/Terms-and-Conditions/Terms-e-Documents.aspx>. Attention is drawn to the limitation of liability, indemnification and jurisdiction issues defined therein. Any holder of this document is advised that information contained hereon reflects the Company's findings at the time of its intervention only and within the limits of Client's instructions, if any. The Company's sole responsibility is to its Client and this document does not exonerate parties to a transaction from exercising all their rights and obligations under the transaction documents. This document cannot be reproduced except in full, without prior written approval of the Company. Any unauthorized alteration, forgery or falsification of the content or appearance of this document is unlawful and offenders may be prosecuted to the fullest extent of the law. Unless otherwise stated the results shown in this test report refer only to the sample(s) tested and such sample(s) are retained for 30 days only.  
Attention: To check the authenticity of testing / inspection report and certificate, please contact us at telephone: (86-755) 8307 1443, or email: [CN.Doccheck@sgs.com](mailto:CN.Doccheck@sgs.com)

SGS-CSTC Standards Technical Services Co., Ltd.  
Shenzhen Branch

No.1 Workshop, M-10, Middle Section, Science & Technology Park, Shenzhen, China 518057 t (86-755) 26012053 f (86-755) 26710594 www.sgs.com.cn  
中国·深圳·科技园中区M-10栋一号厂房 邮编: 518057 t (86-755) 26012053 f (86-755) 26710594 sgs.china@sgs.com



Test Mode: 19; Polarity: Vertical; Modulation:802.11ax; Bandwidth:80MHz; Channel:Middle

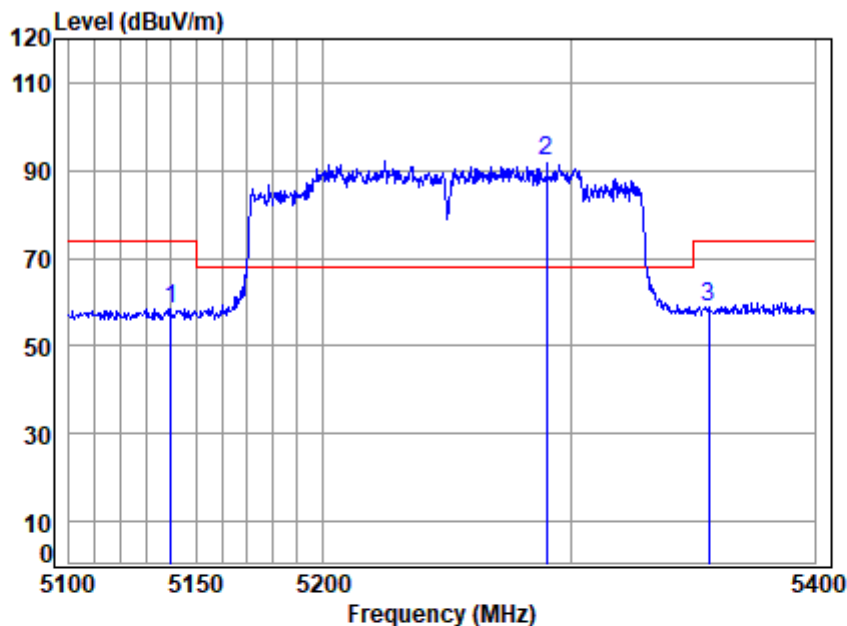


Site : chamber  
Condition: 3m VERTICAL  
Job No : 00984CR  
Mode : 5290 Band edge  
: 5G WIFI 11AX80

	Freq	Cable Loss	Ant Factor	Preamp Factor	Read Level	Level	Limit Line	Over Limit	Remark
	MHz	dB	dB/m	dB	dBuV	dBuV/m	dBuV/m	dB	
1	5136.569	7.55	34.31	42.31	49.55	49.10	54.00	-4.90	Average
2	5290.000	7.82	34.44	42.33	91.43	91.36	-----	-----	Average
3	5351.146	7.93	34.48	42.34	50.51	50.58	54.00	-3.42	Average



Test Mode: 19; Polarity: Horizontal; Modulation:802.11ax; Bandwidth:160MHz; Channel:Middle

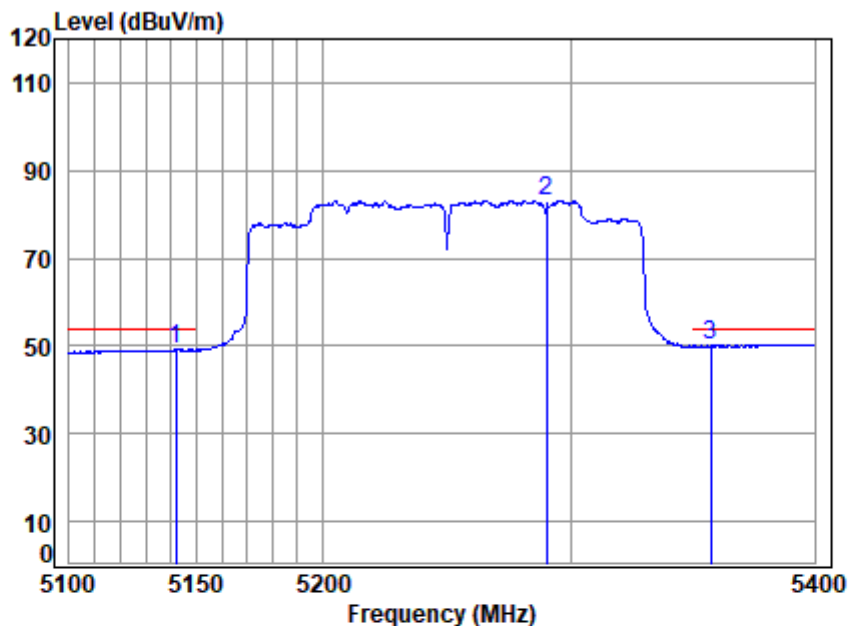


Site : chamber  
Condition: 3m HORIZONTAL  
Job No : 00984CR  
Mode : 5290 Band edge  
: 5G WIFI 11AX160

		Cable	Ant	Preamp	Read		Limit	Over	
	Freq	Loss	Factor	Factor	Level	Level	Line	Limit	Remark
	MHz	dB	dB/m	dB	dBuV	dBuV/m	dBuV/m	dB	
1	5139.800	7.55	34.32	42.32	59.01	58.56	74.00	-15.44	peak
2 *	5290.000	7.82	34.44	42.33	92.22	92.15	68.20	23.95	peak
3	5356.348	7.94	34.49	42.34	58.82	58.91	74.00	-15.09	peak



Test Mode: 19; Polarity: Horizontal; Modulation:802.11ax; Bandwidth:160MHz; Channel:Middle

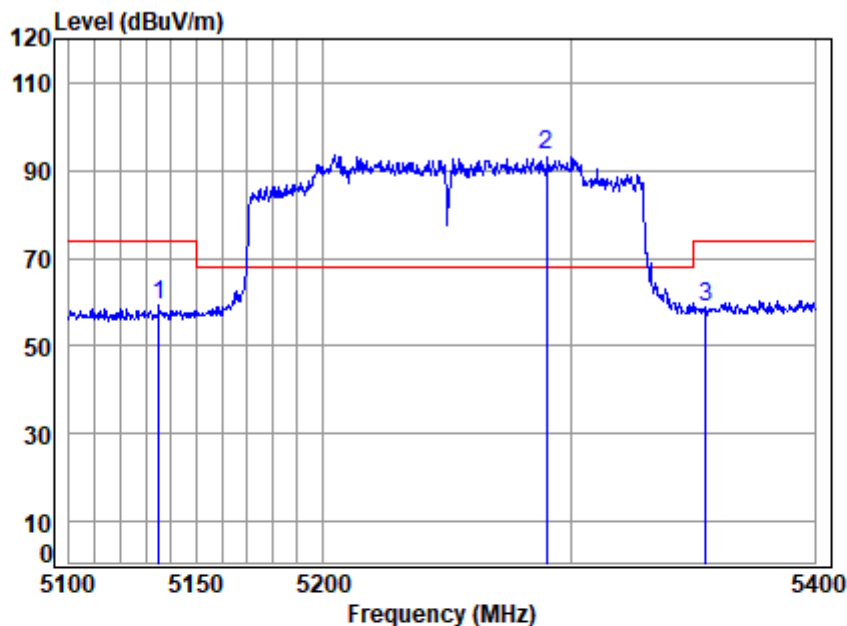


Site : chamber  
Condition: 3m HORIZONTAL  
Job No : 00984CR  
Mode : 5290 Band edge  
: 5G WIFI 11AX160

		Cable	Ant	Preamp	Read	Limit	Over	
	Freq	Loss	Factor	Factor	Level	Line	Limit	Remark
	MHz	dB	dB/m	dB	dBuV	dBuV/m	dBuV/m	dB
1	5141.856	7.56	34.32	42.32	49.67	49.23	54.00	-4.77 Average
2	5290.000	7.82	34.44	42.33	83.25	83.18	-----	----- Average
3	5357.267	7.94	34.49	42.34	50.06	50.15	54.00	-3.85 Average



Test Mode: 19; Polarity: Vertical; Modulation:802.11ax; Bandwidth:160MHz; Channel:Middle

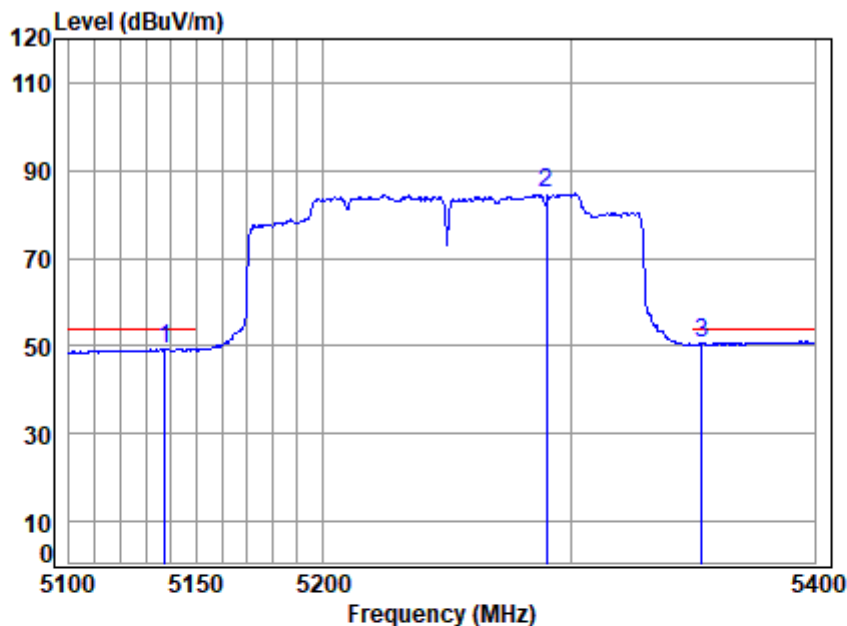


Site : chamber  
Condition: 3m VERTICAL  
Job No : 00984CR  
Mode : 5290 Band edge  
: 5G WIFI 11AX160

	Freq	Cable Loss	Ant Factor	Preamp Factor	Read Level	Level	Limit	Over Limit	Remark
	MHz	dB	dB/m	dB	dBuV	dBuV/m	dBuV/m	dB	
1	5135.101	7.55	34.31	42.31	59.63	59.18	74.00	-14.82	Peak
2 *	5290.000	7.82	34.44	42.33	93.47	93.40	68.20	25.20	Peak
3	5355.124	7.93	34.49	42.34	58.89	58.97	74.00	-15.03	Peak



Test Mode: 19; Polarity: Vertical; Modulation:802.11ax; Bandwidth:160MHz; Channel:Middle



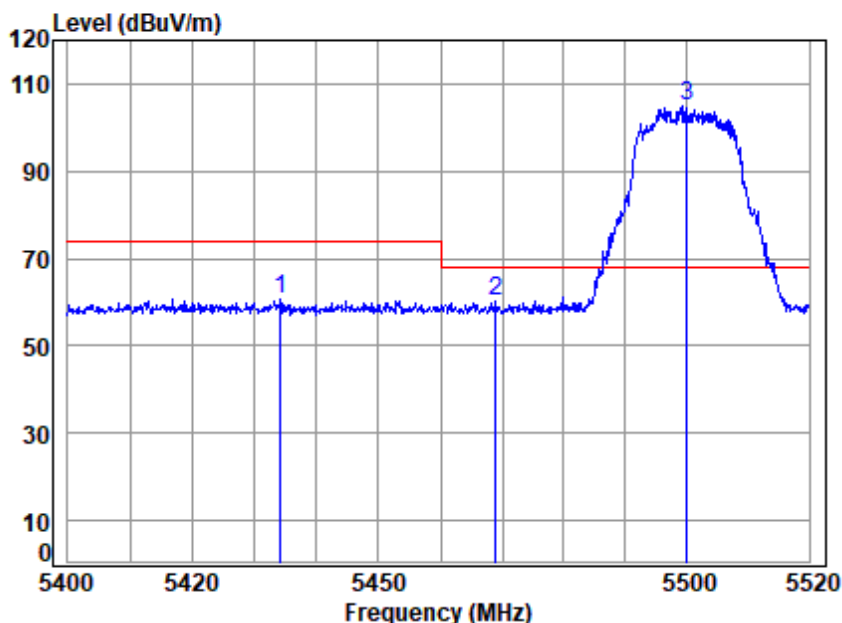
Site : chamber  
Condition: 3m VERTICAL  
Job No : 00984CR  
Mode : 5290 Band edge  
: 5G WIFI 11AX160

	Freq	Cable Loss	Ant Factor	Preamp Factor	Read Level	Level	Limit	Over Limit	Remark
	MHz	dB	dB/m	dB	dBuV	dBuV/m	dBuV/m	dB	
1	5137.450	7.55	34.31	42.31	49.71	49.26	54.00	-4.74	Average
2	5290.000	7.82	34.44	42.33	84.73	84.66	-----	-----	Average
3	5353.594	7.93	34.49	42.34	50.50	50.58	54.00	-3.42	Average





Test Mode: 20; Polarity: Horizontal; Modulation: 802.11a; Bandwidth: 20MHz; Channel: Low

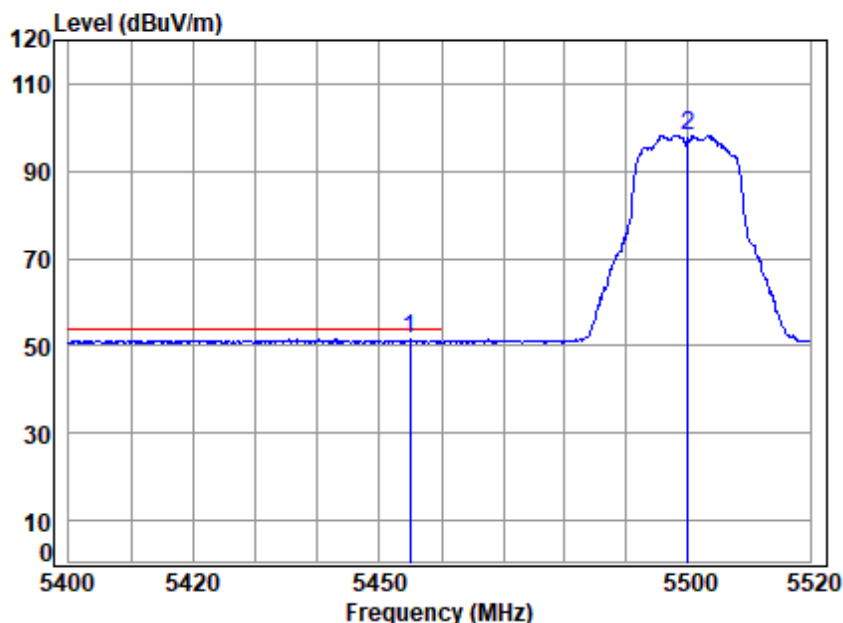


Site : chamber  
Condition: 3m HORIZONTAL  
Job No : 00984CR  
Mode : 5500 Band edge  
: 5G WIFI 11A

		Cable	Ant	Preamp	Read	Limit	Over	
Freq		Loss	Factor	Factor	Level	Line	Limit	Remark
MHz		dB	dB/m	dB	dBuV	dBuV/m	dBuV/m	dB
1	5434.170	8.07	34.55	42.35	60.47	60.74	74.00	-13.26 peak
2	5468.918	8.13	34.58	42.35	59.91	60.27	68.20	-7.93 peak
3 *	5500.000	8.18	34.60	42.35	104.33	104.76	68.20	36.56 peak



Test Mode: 20; Polarity: Horizontal; Modulation:802.11a; Bandwidth:20MHz; Channel:Low

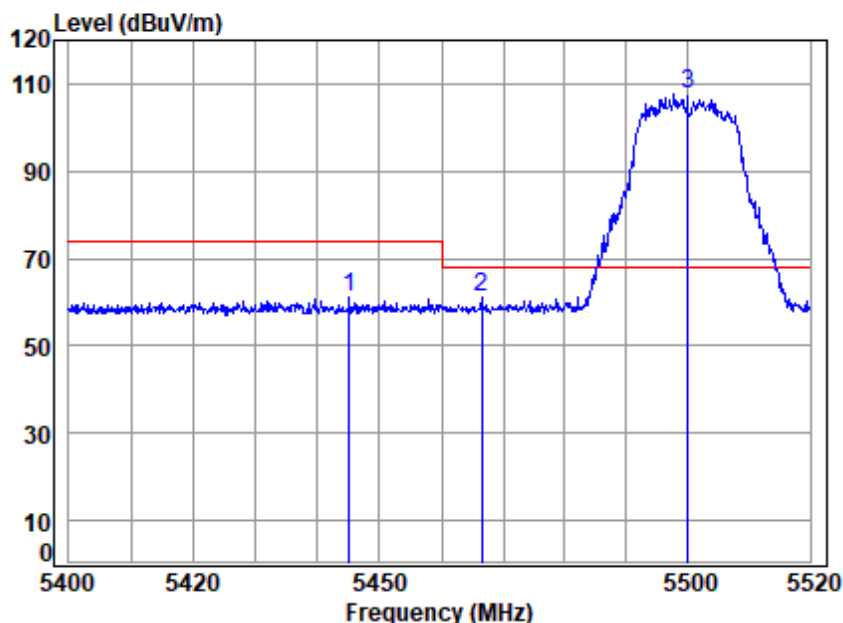


Site : chamber  
Condition: 3m HORIZONTAL  
Job No : 00984CR  
Mode : 5500 Band edge  
: 5G WIFI 11A

		Cable	Ant	Preamp	Read	Limit	Over	
Freq		Loss	Factor	Factor	Level	Level	Line	Limit Remark
MHz		dB	dB/m	dB	dBuV	dBuV/m	dBuV/m	dB
1	5454.873	8.10	34.57	42.35	51.09	51.41	54.00	-2.59 Average
2	5500.000	8.18	34.60	42.35	97.78	98.21	-----	----- Average



Test Mode: 20; Polarity: Vertical; Modulation:802.11a; Bandwidth:20MHz; Channel:Low

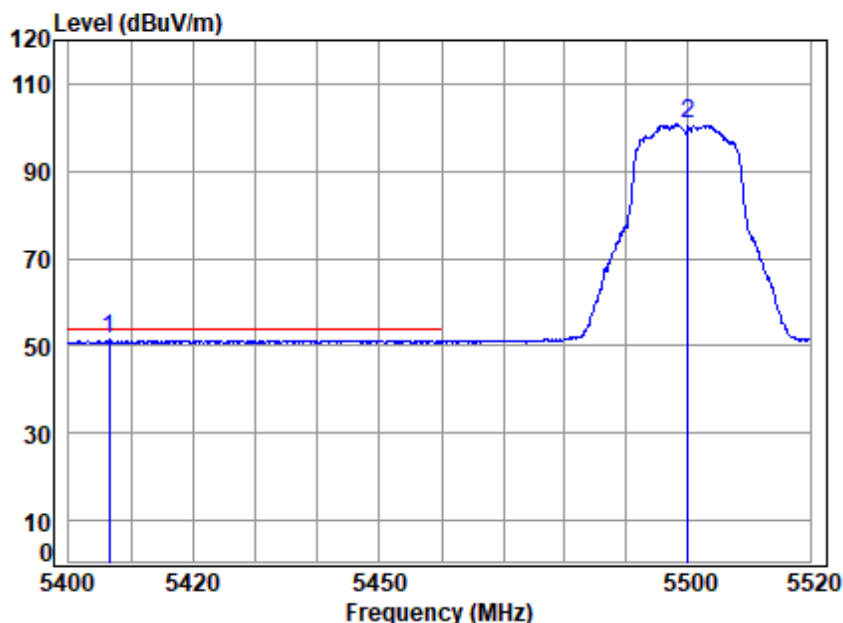


Site : chamber  
Condition: 3m VERTICAL  
Job No : 00984CR  
Mode : 5500 Band edge  
: 5G WIFI 11A

		Cable	Ant	Preamp	Read	Limit	Over	
Freq		Loss	Factor	Factor	Level	Level	Line	Limit Remark
MHz		dB	dB/m	dB	dBuV	dBuV/m	dBuV/m	dB
1	5445.170	8.09	34.56	42.35	60.68	60.98	74.00	-13.02 Peak
2	5466.515	8.12	34.57	42.35	60.82	61.16	68.20	-7.04 peak
3 *	5500.000	8.18	34.60	42.35	107.30	107.73	68.20	39.53 Peak



Test Mode: 20; Polarity: Vertical; Modulation:802.11a; Bandwidth:20MHz; Channel:Low

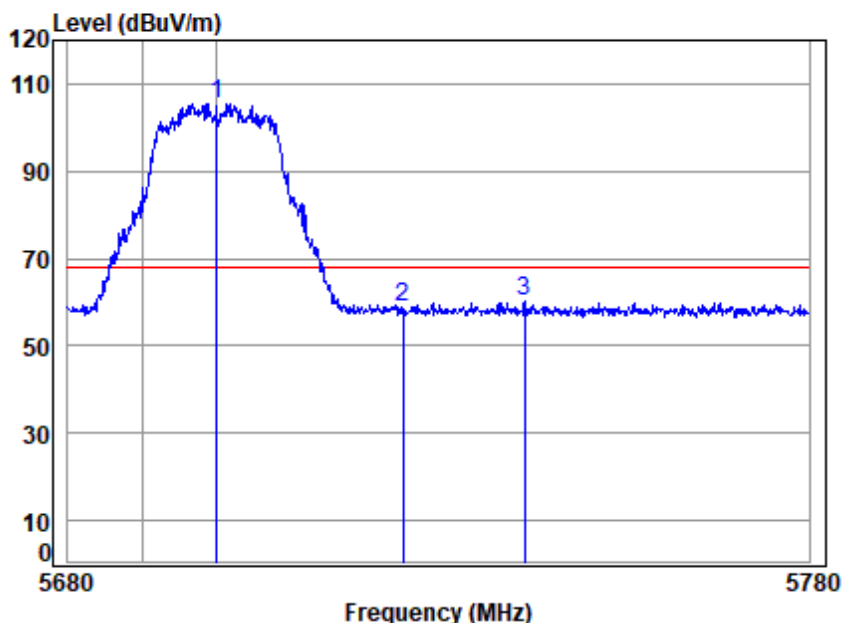


Site : chamber  
Condition: 3m VERTICAL  
Job No : 00984CR  
Mode : 5500 Band edge  
: 5G WIFI 11A

		Cable	Ant	Preamp	Read	Limit	Over	
Freq		Loss	Factor	Factor	Level	Level	Line	Limit Remark
MHz		dB	dB/m	dB	dBuV	dBuV/m	dBuV/m	dB
1	5406.413	8.02	34.53	42.34	51.16	51.37	54.00	-2.63 Average
2	5500.000	8.18	34.60	42.35	100.32	100.75	-----	----- Average



Test Mode: 20; Polarity: Horizontal; Modulation: 802.11a; Bandwidth: 20MHz; Channel: High



Site : chamber  
Condition: 3m HORIZONTAL  
Job No : 00984CR  
Mode : 5700 Band edge  
: 5G WIFI 11A

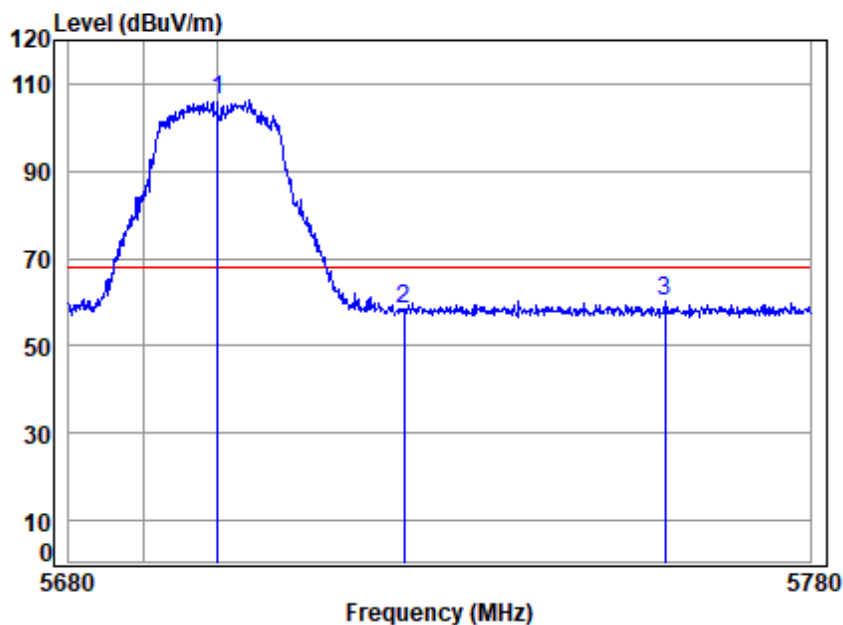
		Cable	Ant	Preamp	Read	Limit	Over	
Freq		Loss	Factor	Factor	Level	Level	Line	Limit Remark
MHz		dB	dB/m	dB	dBuV	dBuV/m	dBuV/m	dB
1 * 5700.000		8.21	34.81	42.37	104.82	105.47	68.20	37.27 peak
2 5725.000		8.22	34.83	42.37	58.40	59.08	68.20	-9.12 peak
3 5741.394		8.22	34.85	42.38	59.56	60.25	68.20	-7.95 peak



Unless otherwise agreed in writing, this document is issued by the Company subject to its General Conditions of Service printed overleaf, available on request or accessible at <http://www.sgs.com/en/Terms-and-Conditions.aspx> and, for electronic format documents, subject to Terms and Conditions for Electronic Documents at <http://www.sgs.com/en/Terms-and-Conditions/Terms-e-Documents.aspx>. Attention is drawn to the limitation of liability, indemnification and jurisdiction issues defined therein. Any holder of this document is advised that information contained hereon reflects the Company's findings at the time of its intervention only and within the limits of Client's instructions, if any. The Company's sole responsibility is to its Client and this document does not exonerate parties to a transaction from exercising all their rights and obligations under the transaction documents. This document cannot be reproduced except in full, without prior written approval of the Company. Any unauthorized alteration, forgery or falsification of the content or appearance of this document is unlawful and offenders may be prosecuted to the fullest extent of the law. Unless otherwise stated the results shown in this test report refer only to the sample(s) tested and such sample(s) are retained for 30 days only.  
Attention: To check the authenticity of testing / inspection report & certificate, please contact us at telephone: (86-755) 8307 1443, or email: [CN.Doccheck@sgs.com](mailto:CN.Doccheck@sgs.com)



Test Mode: 20; Polarity: Vertical; Modulation:802.11a; Bandwidth:20MHz; Channel:High

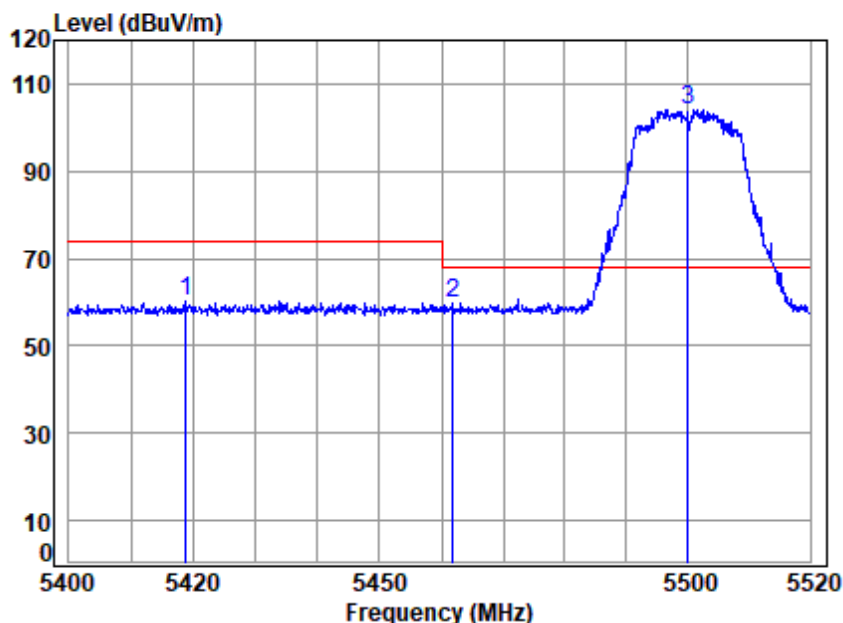


Site : chamber  
Condition: 3m VERTICAL  
Job No : 00984CR  
Mode : 5700 Band edge  
: 5G WIFI 11A

		Cable	Ant	Preamp	Read	Limit	Over	
Freq		Loss	Factor	Factor	Level	Line	Limit	Remark
MHz		dB	dB/m	dB	dBuV	dBuV/m	dB	
1 *	5700.000	8.21	34.81	42.37	105.47	106.12	68.20	37.92 Peak
2	5725.000	8.22	34.83	42.37	57.75	58.43	68.20	-9.77 Peak
3	5760.262	8.22	34.87	42.38	59.56	60.27	68.20	-7.93 Peak



Test Mode: 20; Polarity: Horizontal; Modulation: 802.11n; Bandwidth: 20MHz; Channel: Low

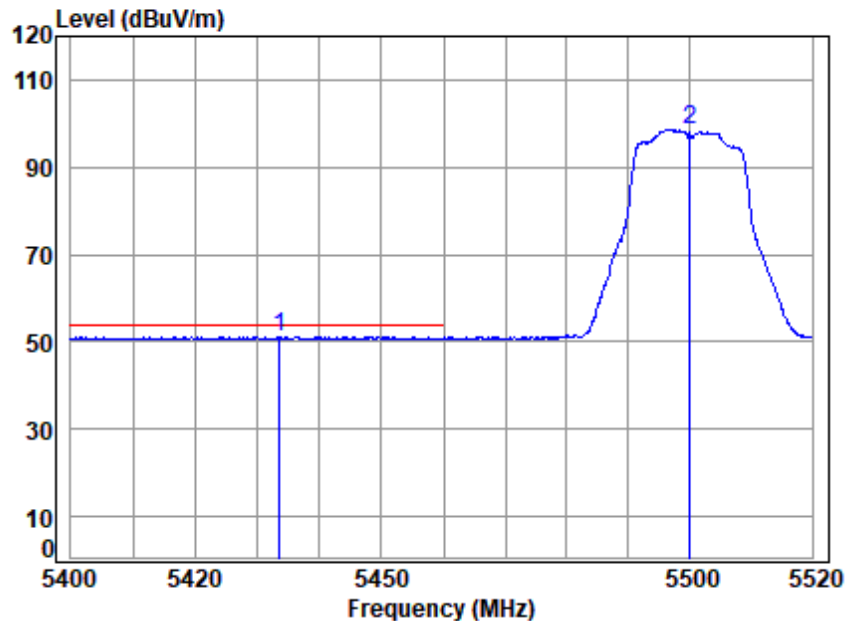


Site : chamber  
Condition: 3m HORIZONTAL  
Job No : 00984CR  
Mode : 5500 Band edge  
: 5G WIFI 11N20

		Cable	Ant	Preamp	Read		Limit	Over	
Freq		Loss	Factor	Factor	Level	Level	Line	Limit	Remark
MHz		dB	dB/m	dB	dBuV	dBuV/m	dBuV/m	dB	
1	5418.785	8.04	34.54	42.34	60.06	60.30	74.00	-13.70	peak
2	5461.831	8.12	34.57	42.35	59.56	59.90	68.20	-8.30	peak
3 *	5500.000	8.18	34.60	42.35	103.71	104.14	68.20	35.94	peak



Test Mode: 20; Polarity: Horizontal; Modulation:802.11n; Bandwidth:20MHz; Channel:Low

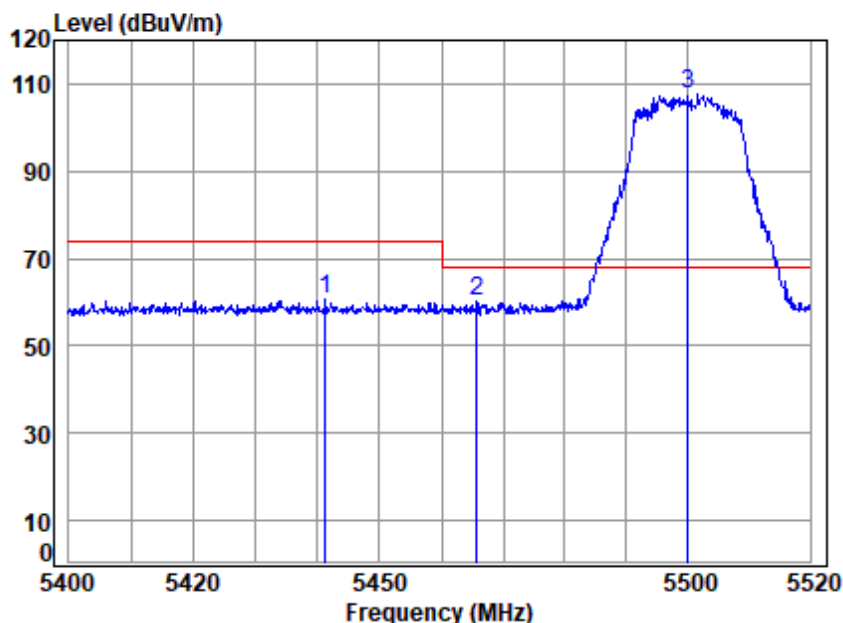


Site : chamber  
Condition: 3m HORIZONTAL  
Job No : 00984CR  
Mode : 5500 Band edge  
: 5G WIFI 11N20

		Cable	Ant	Preamp	Read	Limit	Over	
Freq		Loss	Factor	Factor	Level	Level	Line	Limit Remark
MHz		dB	dB/m	dB	dBuV	dBuV/m	dBuV/m	dB
1	5433.573	8.07	34.55	42.35	50.91	51.18	54.00	-2.82 Average
2	5500.000	8.18	34.60	42.35	98.24	98.67	-----	----- Average



Test Mode: 20; Polarity: Vertical; Modulation:802.11n; Bandwidth:20MHz; Channel:Low

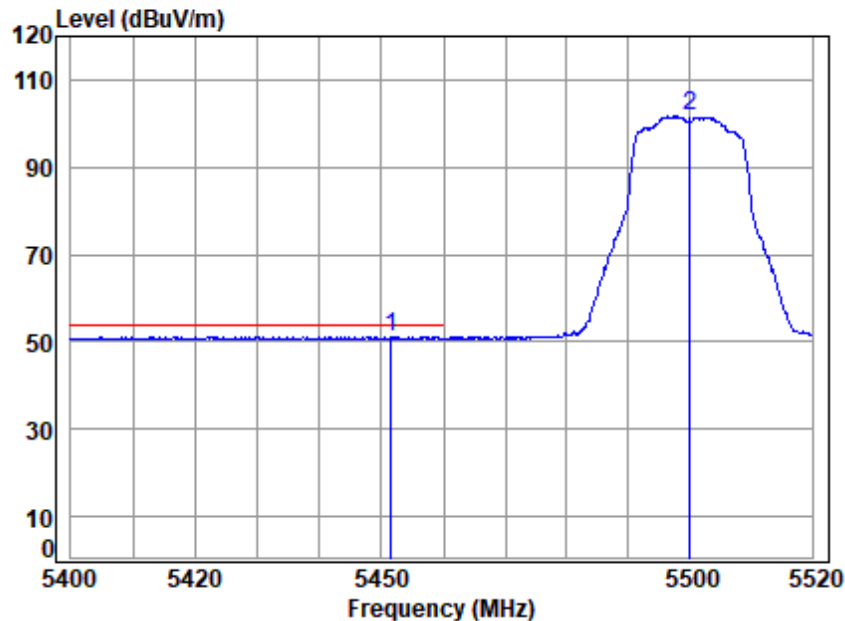


Site : chamber  
Condition: 3m VERTICAL  
Job No : 00984CR  
Mode : 5500 Band edge  
: 5G WIFI 11N20

		Cable	Ant	Preamp	Read	Limit	Over	
Freq		Loss	Factor	Factor	Level	Line	Limit	Remark
MHz		dB	dB/m	dB	dBuV	dBuV/m	dBuV/m	dB
1	5441.222	8.08	34.55	42.35	60.52	60.80	74.00	-13.20 Peak
2	5465.673	8.12	34.57	42.35	59.71	60.05	68.20	-8.15 peak
3 *	5500.000	8.18	34.60	42.35	107.20	107.63	68.20	39.43 Peak



Test Mode: 20; Polarity: Vertical; Modulation:802.11n; Bandwidth:20MHz; Channel:Low



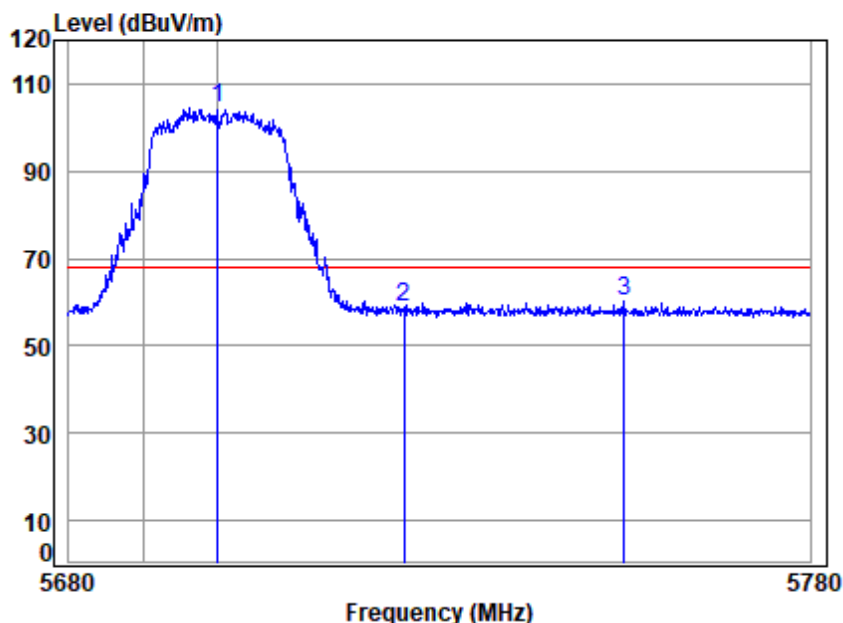
Site : chamber  
Condition: 3m VERTICAL  
Job No : 00984CR  
Mode : 5500 Band edge  
: 5G WIFI 11N20

		Cable	Ant	Preamp	Read	Limit	Over	
Freq		Loss	Factor	Factor	Level	Line	Limit	Remark
MHz		dB	dB/m	dB	dBuV	dBuV/m	dBuV/m	dB
1	5451.517	8.10	34.56	42.35	50.84	51.15	54.00	-2.85 Average
2	5500.000	8.18	34.60	42.35	101.24	101.67	-----	----- Average





Test Mode: 20; Polarity: Horizontal; Modulation:802.11n; Bandwidth:20MHz; Channel:High

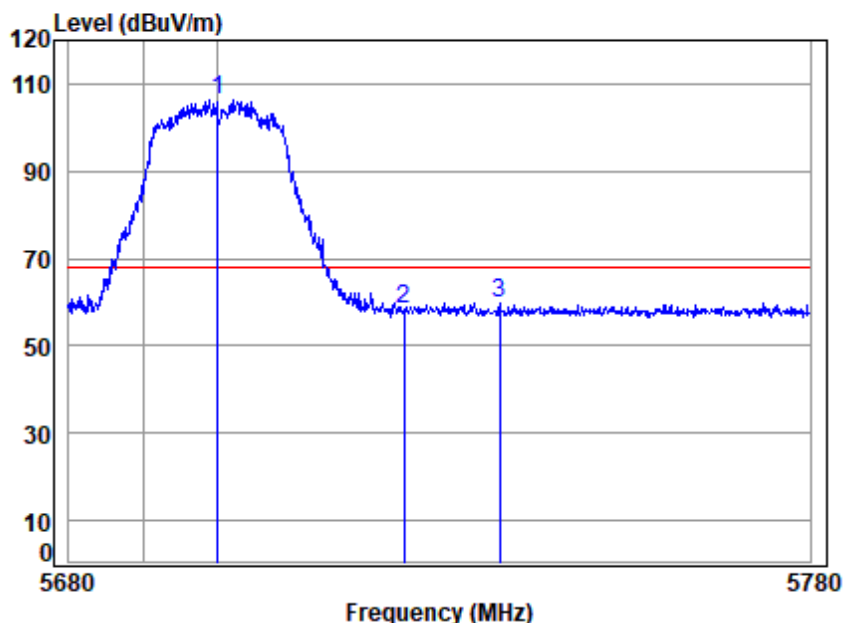


Site : chamber  
Condition: 3m HORIZONTAL  
Job No : 00984CR  
Mode : 5700 Band edge  
: 5G WIFI 11N20

		Cable	Ant	Preamp	Read	Limit	Over	
Freq		Loss	Factor	Factor	Level	Level	Line	Limit Remark
MHz		dB	dB/m	dB	dBuV	dBuV/m	dBuV/m	dB
1 *	5700.000	8.21	34.81	42.37	103.64	104.29	68.20	36.09 peak
2	5725.000	8.22	34.83	42.37	58.25	58.93	68.20	-9.27 peak
3	5754.736	8.22	34.86	42.38	59.32	60.02	68.20	-8.18 peak



Test Mode: 20; Polarity: Vertical; Modulation:802.11n; Bandwidth:20MHz; Channel:High

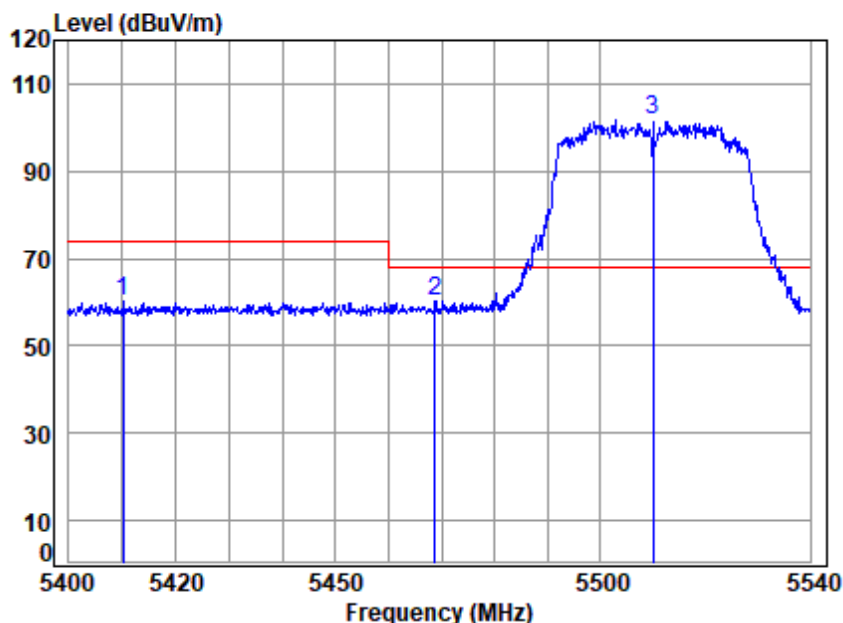


Site : chamber  
Condition: 3m VERTICAL  
Job No : 00984CR  
Mode : 5700 Band edge  
: 5G WIFI 11N20

		Cable	Ant	Preamp	Read	Limit	Over	
Freq		Loss	Factor	Factor	Level	Level	Line	Limit Remark
MHz		dB	dB/m	dB	dBuV	dBuV/m	dBuV/m	dB
1 *	5700.000	8.21	34.81	42.37	105.80	106.45	68.20	38.25 Peak
2	5725.000	8.22	34.83	42.37	57.78	58.46	68.20	-9.74 Peak
3	5737.888	8.22	34.84	42.38	59.09	59.77	68.20	-8.43 Peak



Test Mode: 20; Polarity: Horizontal; Modulation:802.11n; Bandwidth:40MHz; Channel:Low

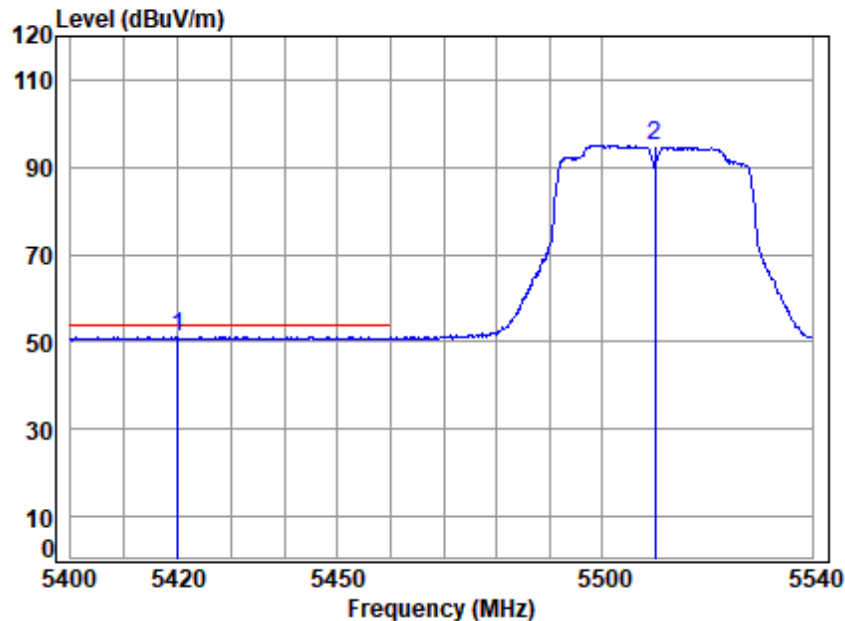


Site : chamber  
Condition: 3m HORIZONTAL  
Job No : 00984CR  
Mode : 5510 Band edge  
: 5G WIFI 11N40

		Cable	Ant	Preamp	Read		Limit	Over	
Freq		Loss	Factor	Factor	Level	Level	Line	Limit	Remark
MHz		dB	dB/m	dB	dBuV	dBuV/m	dBuV/m	dB	
1	5410.238	8.03	34.53	42.34	60.13	60.35	74.00	-13.65	peak
2	5468.712	8.13	34.58	42.35	59.69	60.05	68.20	-8.15	peak
3 *	5510.000	8.18	34.61	42.35	101.25	101.69	68.20	33.49	peak



Test Mode: 20; Polarity: Horizontal; Modulation:802.11n; Bandwidth:40MHz; Channel:Low

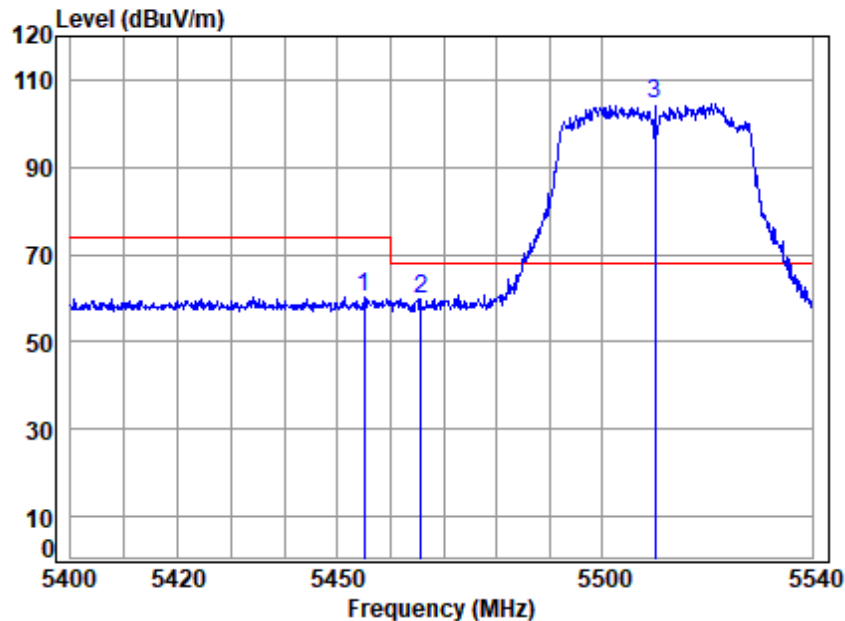


Site : chamber  
Condition: 3m HORIZONTAL  
Job No : 00984CR  
Mode : 5510 Band edge  
: 5G WIFI 11N40

		Cable	Ant	Preamp	Read	Limit	Over	
	Freq	Loss	Factor	Factor	Level	Level	Line	Limit Remark
	MHz	dB	dB/m	dB	dBuV	dBuV/m	dBuV/m	dB
1	5420.079	8.04	34.54	42.34	50.83	51.07	54.00	-2.93 Average
2	5510.000	8.18	34.61	42.35	94.57	95.01	-----	----- Average



Test Mode: 20; Polarity: Vertical; Modulation:802.11n; Bandwidth:40MHz; Channel:Low



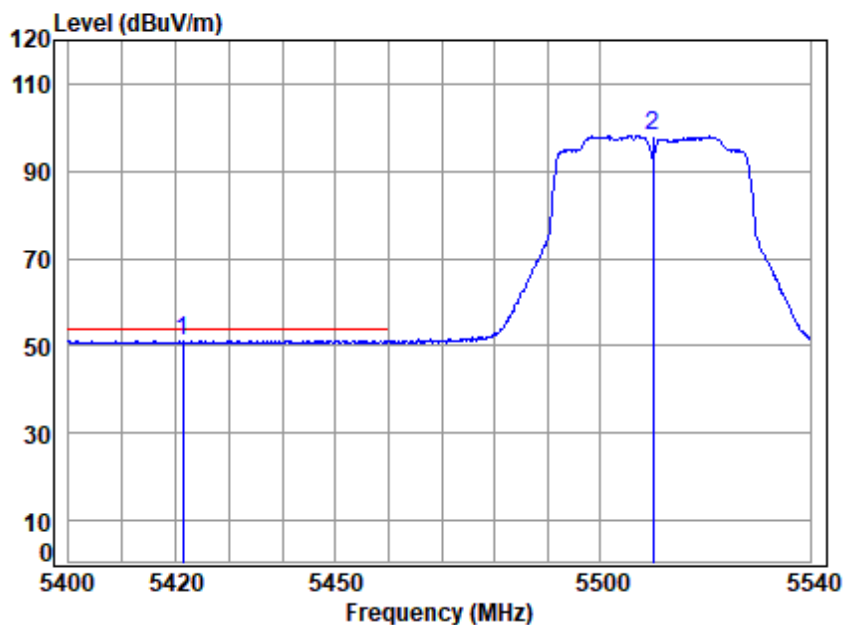
Site : chamber  
Condition: 3m VERTICAL  
Job No : 00984CR  
Mode : 5510 Band edge  
: 5G WIFI 11N40

		Cable	Ant	Preamp	Read		Limit	Over	
Freq		Loss	Factor	Factor	Level	Level	Line	Limit	Remark
MHz		dB	dB/m	dB	dBuV	dBuV/m	dBuV/m	dB	
1	5455.012	8.10	34.57	42.35	59.94	60.26	74.00	-13.74	Peak
2	5465.634	8.12	34.57	42.35	59.60	59.94	68.20	-8.26	peak
3 *	5510.000	8.18	34.61	42.35	103.87	104.31	68.20	36.11	Peak





Test Mode: 20; Polarity: Vertical; Modulation:802.11n; Bandwidth:40MHz; Channel:Low

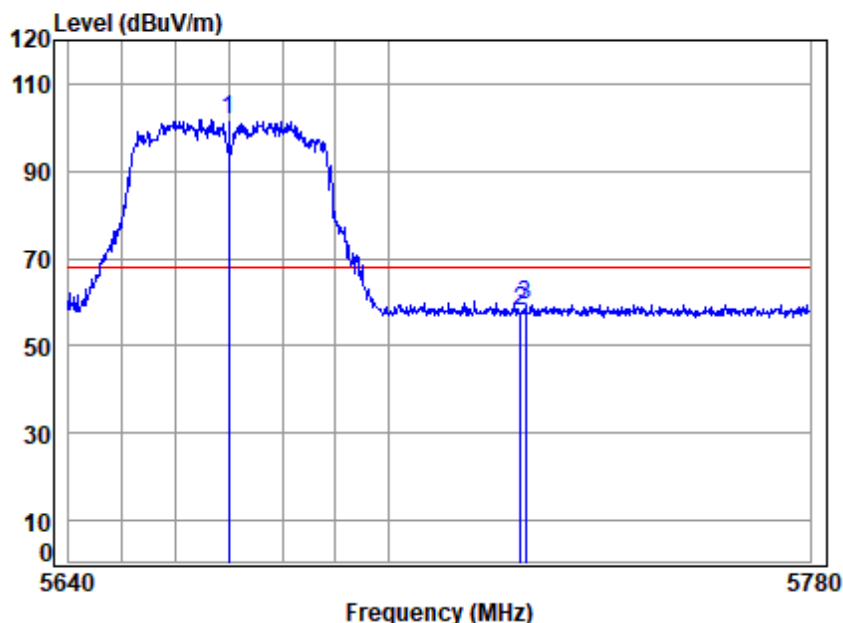


Site : chamber  
Condition: 3m VERTICAL  
Job No : 00984CR  
Mode : 5510 Band edge  
: 5G WIFI 11N40

		Cable	Ant	Preamp	Read	Limit	Over	
Freq		Loss	Factor	Factor	Level	Level	Line	Limit Remark
MHz		dB	dB/m	dB	dBuV	dBuV/m	dBuV/m	dB
1	5421.327	8.05	34.54	42.34	50.92	51.17	54.00	-2.83 Average
2	5510.000	8.18	34.61	42.35	97.69	98.13	-----	----- Average



Test Mode: 20; Polarity: Horizontal; Modulation:802.11n; Bandwidth:40MHz; Channel:High

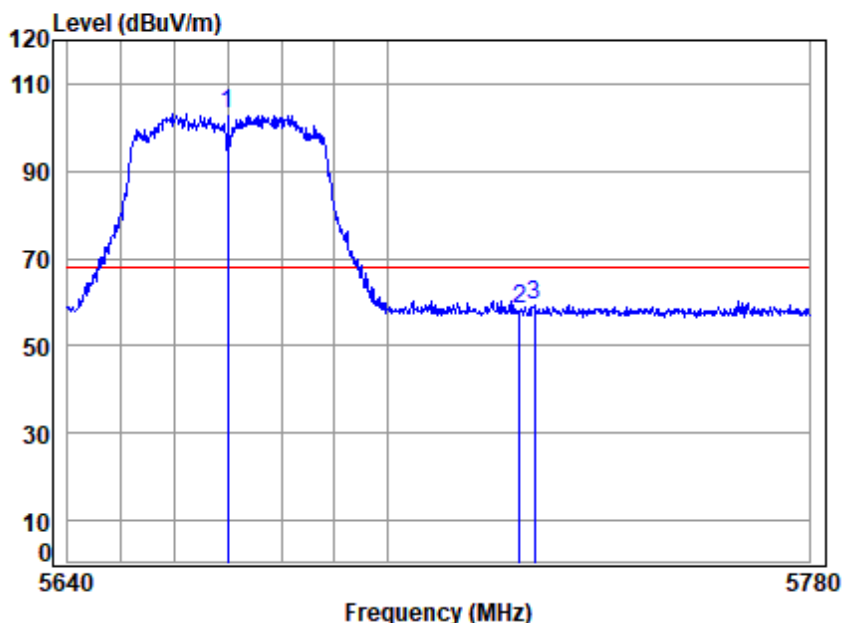


Site : chamber  
Condition: 3m HORIZONTAL  
Job No : 00984CR  
Mode : 5670 Band edge  
: 5G WIFI 11N40

		Cable	Ant	Preamp	Read		Limit	Over	
Freq		Loss	Factor	Factor	Level	Level	Line	Limit	Remark
MHz		dB	dB/m	dB	dBuV	dBuV/m	dBuV/m	dB	
1 *	5670.000	8.21	34.77	42.37	101.16	101.77	68.20	33.57	peak
2	5725.000	8.22	34.83	42.37	57.32	58.00	68.20	-10.20	peak
3	5725.833	8.22	34.83	42.37	58.83	59.51	68.20	-8.69	peak



Test Mode: 20; Polarity: Vertical; Modulation:802.11n; Bandwidth:40MHz; Channel:High



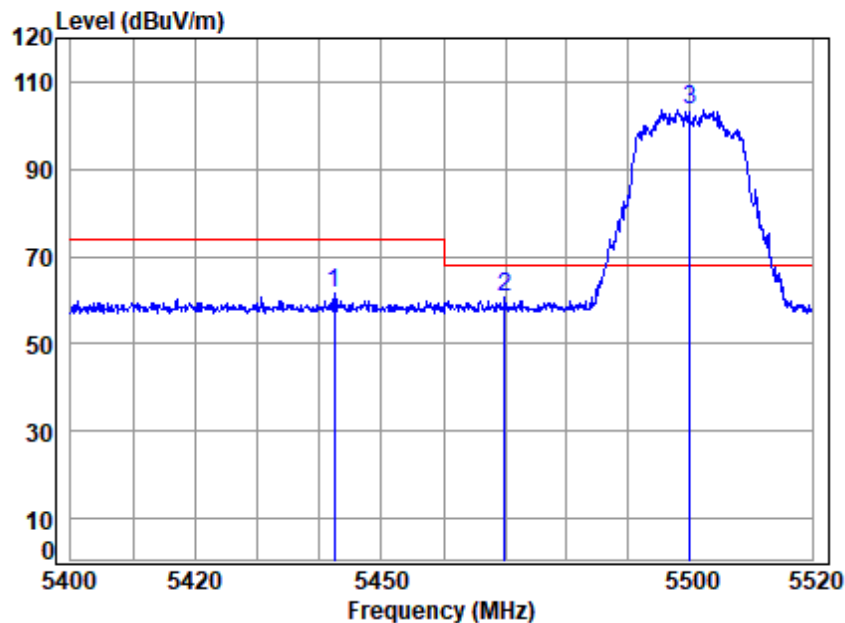
Site : chamber  
Condition: 3m VERTICAL  
Job No : 00984CR  
Mode : 5670 Band edge  
: 5G WIFI 11N40

		Cable	Ant	Preamp	Read	Limit	Over	
Freq		Loss	Factor	Factor	Level	Level	Line	Limit Remark
MHz		dB	dB/m	dB	dBuV	dBuV/m	dBuV/m	dB
1 *	5670.000	8.21	34.77	42.37	102.52	103.13	68.20	34.93 Peak
2	5725.000	8.22	34.83	42.37	57.70	58.38	68.20	-9.82 Peak
3	5727.659	8.22	34.83	42.37	58.62	59.30	68.20	-8.90 Peak



Unless otherwise agreed in writing, this document is issued by the Company subject to its General Conditions of Service printed overleaf, available on request or accessible at <http://www.sgs.com/en/Terms-and-Conditions.aspx> and, for electronic format documents, subject to Terms and Conditions for Electronic Documents at <http://www.sgs.com/en/Terms-and-Conditions/Terms-e-Documents.aspx>. Attention is drawn to the limitation of liability, indemnification and jurisdiction issues defined therein. Any holder of this document is advised that information contained hereon reflects the Company's findings at the time of its intervention only and within the limits of Client's instructions, if any. The Company's sole responsibility is to its Client and this document does not exonerate parties to a transaction from exercising all their rights and obligations under the transaction documents. This document cannot be reproduced except in full, without prior written approval of the Company. Any unauthorized alteration, forgery or falsification of the content or appearance of this document is unlawful and offenders may be prosecuted to the fullest extent of the law. Unless otherwise stated the results shown in this test report refer only to the sample(s) tested and such sample(s) are retained for 30 days only.  
Attention: To check the authenticity of testing / inspection report and certificate, please contact us at telephone: (86-755) 8307 1443, or email: [CN.Doccheck@sgs.com](mailto:CN.Doccheck@sgs.com)

Test Mode: 20; Polarity: Horizontal; Modulation: 802.11ac; Bandwidth: 20MHz; Channel: Low

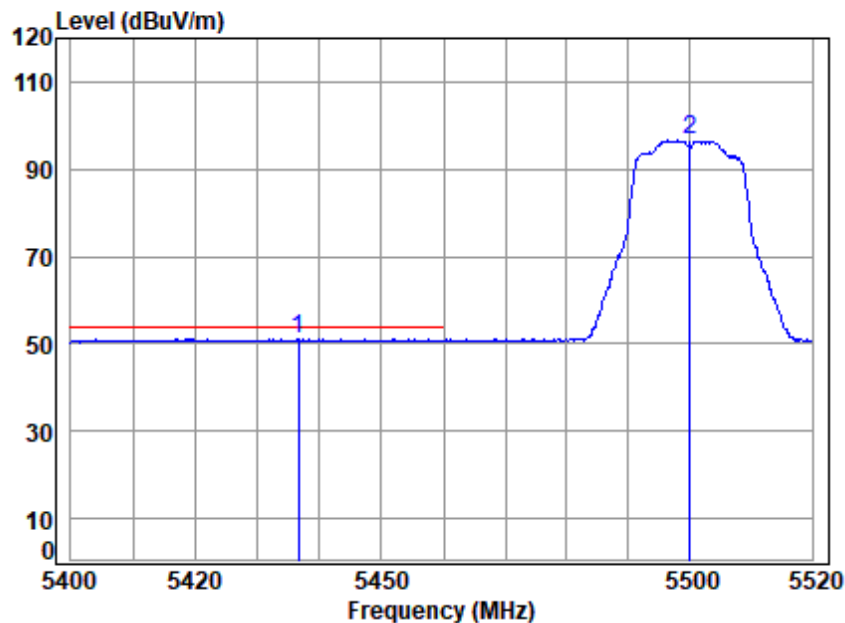


Site : chamber  
Condition: 3m HORIZONTAL  
Job No : 00984CR  
Mode : 5500 Band edge  
: 5G WIFI 11AC20

		Cable	Ant	Preamp	Read	Limit	Over	
Freq		Loss	Factor	Factor	Level	Line	Limit	Remark
MHz		dB	dB/m	dB	dBuV	dBuV/m	dBuV/m	dB
1	5442.298	8.08	34.56	42.35	61.12	61.41	74.00	-12.59 peak
2	5469.880	8.13	34.58	42.35	60.53	60.89	68.20	-7.31 peak
3 *	5500.000	8.18	34.60	42.35	103.27	103.70	68.20	35.50 peak



Test Mode: 20; Polarity: Horizontal; Modulation:802.11ac; Bandwidth:20MHz; Channel:Low



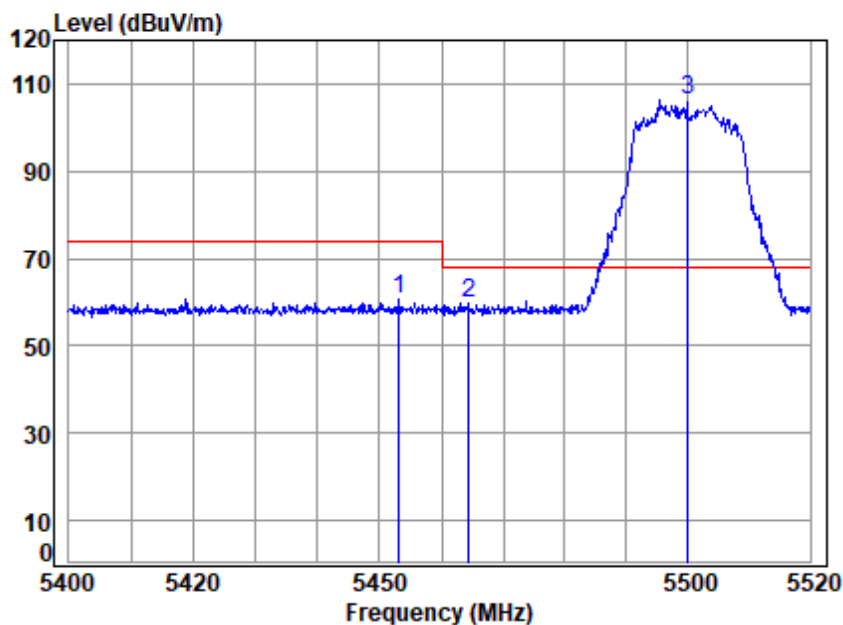
Site : chamber  
Condition: 3m HORIZONTAL  
Job No : 00984CR  
Mode : 5500 Band edge  
: 5G WIFI 11AC20

		Cable	Ant	Preamp	Read	Limit	Over	
Freq		Loss	Factor	Factor	Level	Level	Line	Limit Remark
MHz		dB	dB/m	dB	dBuV	dBuV/m	dBuV/m	dB
1	5436.560	8.07	34.55	42.35	50.94	51.21	54.00	-2.79 Average
2	5500.000	8.18	34.60	42.35	96.12	96.55	-----	----- Average





Test Mode: 20; Polarity: Vertical; Modulation:802.11ac; Bandwidth:20MHz; Channel:Low

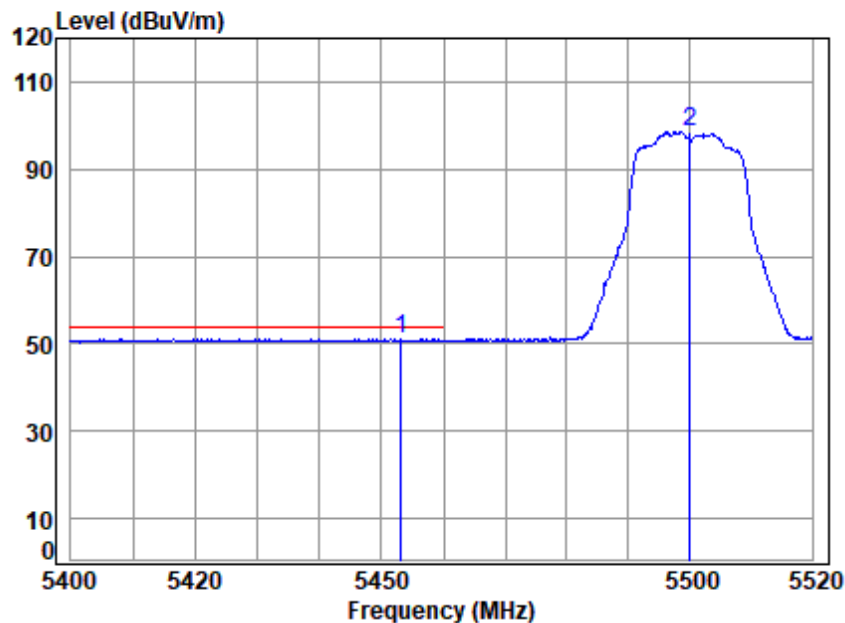


Site : chamber  
Condition: 3m VERTICAL  
Job No : 00984CR  
Mode : 5500 Band edge  
: 5G WIFI 11AC20

		Cable	Ant	Preamp	Read	Limit	Over	
Freq		Loss	Factor	Factor	Level	Level	Line	Limit Remark
MHz		dB	dB/m	dB	dBuV	dBuV/m	dBuV/m	dB
1	5453.074	8.10	34.56	42.35	60.35	60.66	74.00	-13.34 Peak
2	5464.472	8.12	34.57	42.35	59.47	59.81	68.20	-8.39 peak
3 *	5500.000	8.18	34.60	42.35	105.77	106.20	68.20	38.00 Peak



Test Mode: 20; Polarity: Vertical; Modulation:802.11ac; Bandwidth:20MHz; Channel:Low

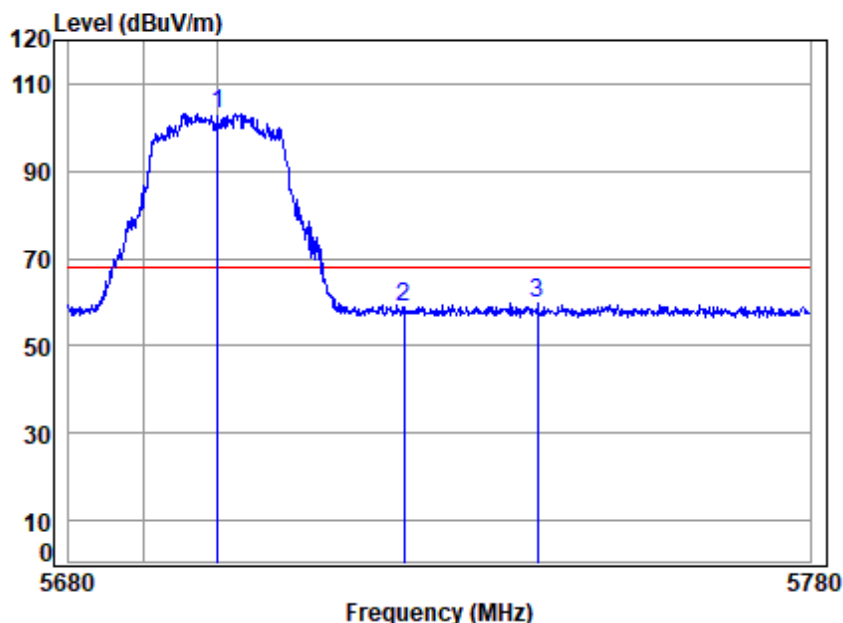


Site : chamber  
Condition: 3m VERTICAL  
Job No : 00984CR  
Mode : 5500 Band edge  
: 5G WIFI 11AC20

		Cable	Ant	Preamp	Read	Limit	Over	
Freq		Loss	Factor	Factor	Level	Level	Line	Limit Remark
MHz		dB	dB/m	dB	dBuV	dBuV/m	dBuV/m	dB
1	5453.074	8.10	34.56	42.35	50.78	51.09	54.00	-2.91 Average
2	5500.000	8.18	34.60	42.35	98.21	98.64	-----	----- Average



Test Mode: 20; Polarity: Horizontal; Modulation:802.11ac; Bandwidth:20MHz; Channel:High

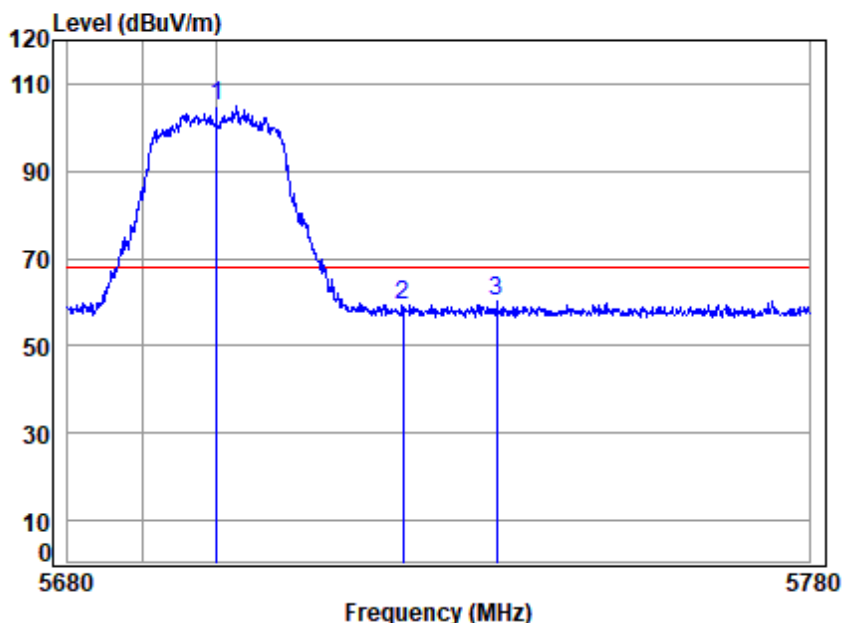


Site : chamber  
Condition: 3m HORIZONTAL  
Job No : 00984CR  
Mode : 5700 Band edge  
: 5G WIFI 11AC20

	Cable	Ant	Preamp	Read		Limit	Over	
Freq	Loss	Factor	Factor	Level	Level	Line	Limit	Remark
MHz	dB	dB/m	dB	dBuV	dBuV/m	dBuV/m	dB	
1 * 5700.000	8.21	34.81	42.37	102.54	103.19	68.20	34.99	peak
2 5725.000	8.22	34.83	42.37	58.05	58.73	68.20	-9.47	peak
3 5743.097	8.22	34.85	42.38	59.20	59.89	68.20	-8.31	peak



Test Mode: 20; Polarity: Vertical; Modulation:802.11ac; Bandwidth:20MHz; Channel:High

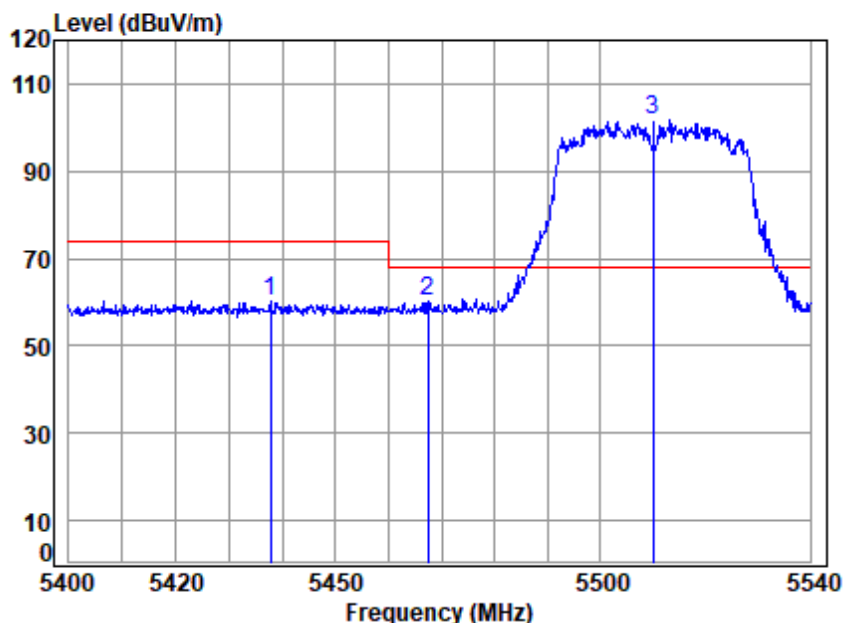


Site : chamber  
Condition: 3m VERTICAL  
Job No : 00984CR  
Mode : 5700 Band edge  
: 5G WIFI 11AC20

		Cable	Ant	Preamp	Read	Limit	Over	
Freq		Loss	Factor	Factor	Level	Level	Line	Limit Remark
MHz		dB	dB/m	dB	dBuV	dBuV/m	dBuV/m	dB
1 *	5700.000	8.21	34.81	42.37	104.31	104.96	68.20	36.76 Peak
2	5725.000	8.22	34.83	42.37	58.42	59.10	68.20	-9.10 Peak
3	5737.687	8.22	34.84	42.38	59.45	60.13	68.20	-8.07 Peak



Test Mode: 20; Polarity: Horizontal; Modulation:802.11ac; Bandwidth:40MHz; Channel:Low



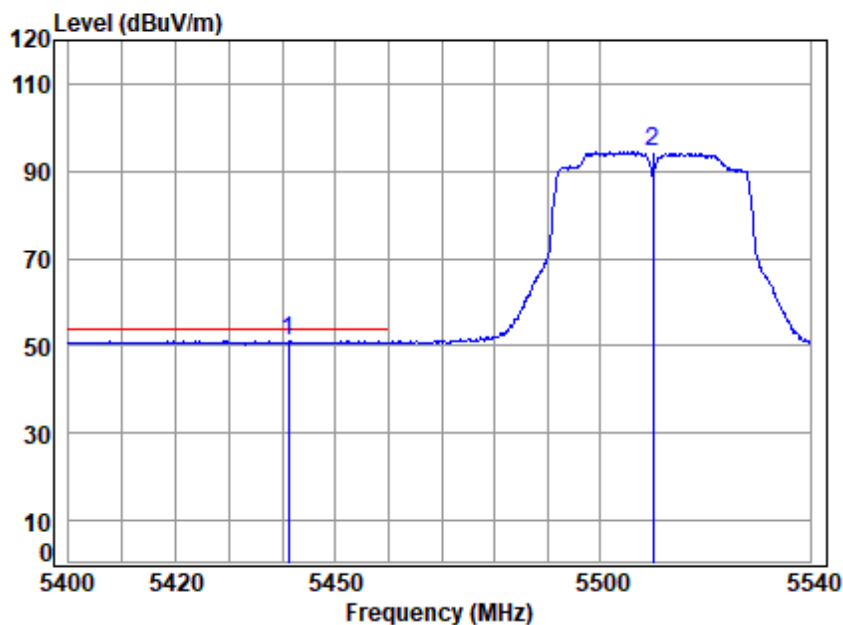
Site : chamber  
Condition: 3m HORIZONTAL  
Job No : 00984CR  
Mode : 5510 Band edge  
: 5G WIFI 11AC40

		Cable	Ant	Preamp	Read	Limit	Over	
Freq		Loss	Factor	Factor	Level	Level	Line	Limit Remark
MHz		dB	dB/m	dB	dBuV	dBuV/m	dBuV/m	dB
1	5437.726	8.07	34.55	42.35	60.04	60.31	74.00	-13.69 peak
2	5467.313	8.12	34.57	42.35	59.82	60.16	68.20	-8.04 peak
3 *	5510.000	8.18	34.61	42.35	101.49	101.93	68.20	33.73 peak





Test Mode: 20; Polarity: Horizontal; Modulation:802.11ac; Bandwidth:40MHz; Channel:Low

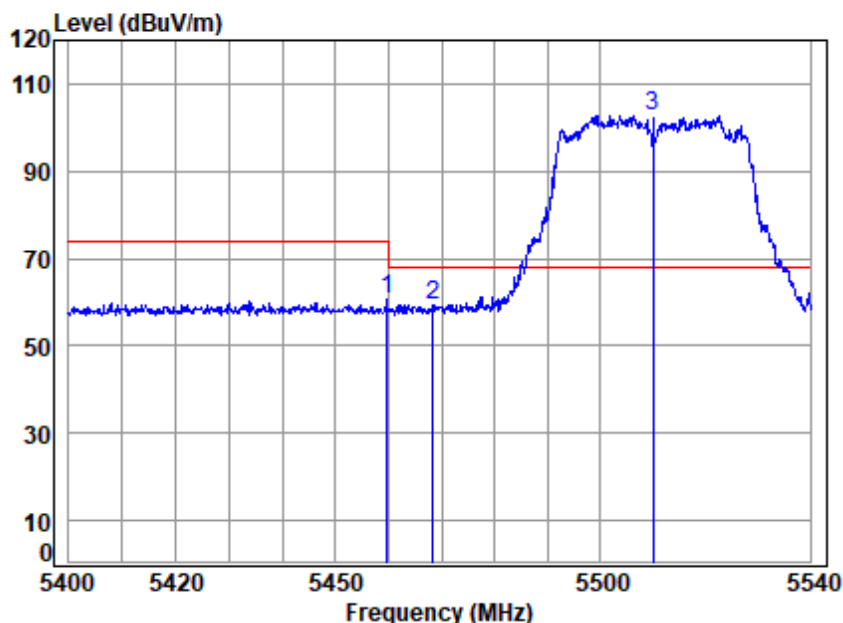


Site : chamber  
Condition: 3m HORIZONTAL  
Job No : 00984CR  
Mode : 5510 Band edge  
: 5G WIFI 11AC40

		Cable	Ant	Preamp	Read	Limit	Over	
Freq		Loss	Factor	Factor	Level	Level	Line	Limit Remark
MHz		dB	dB/m	dB	dBuV	dBuV/m	dBuV/m	dB
1	5441.067	8.08	34.55	42.35	50.95	51.23	54.00	-2.77 Average
2	5510.000	8.18	34.61	42.35	93.90	94.34	-----	----- Average



Test Mode: 20; Polarity: Vertical; Modulation:802.11ac; Bandwidth:40MHz; Channel:Low

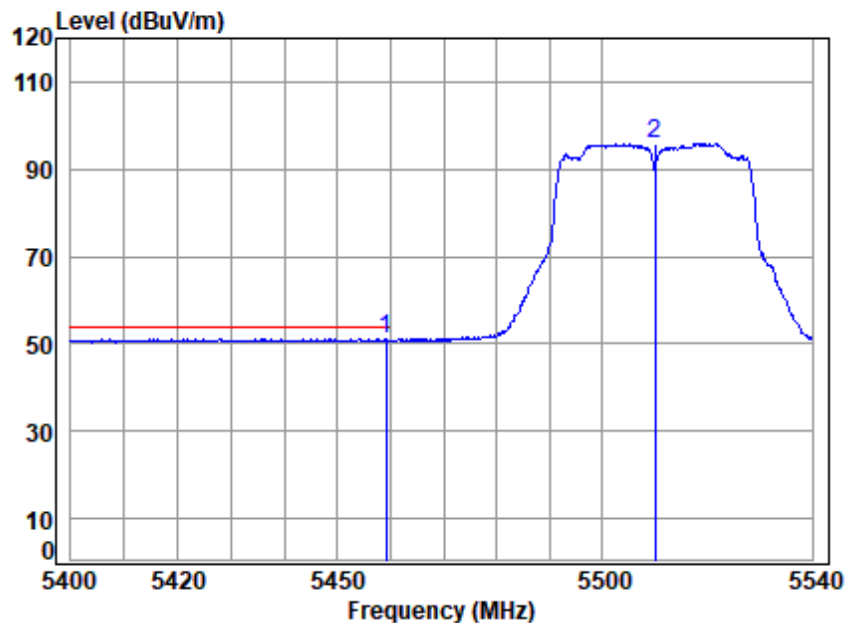


Site : chamber  
Condition: 3m VERTICAL  
Job No : 00984CR  
Mode : 5510 Band edge  
: 5G WIFI 11AC40

		Cable	Ant	Preamp	Read		Limit	Over	
Freq		Loss	Factor	Factor	Level	Level	Line	Limit	Remark
MHz		dB	dB/m	dB	dBuV	dBuV/m	dBuV/m	dB	
1	5459.622	8.11	34.57	42.35	60.51	60.84	74.00	-13.16	Peak
2	5468.292	8.13	34.58	42.35	59.12	59.48	68.20	-8.72	peak
3 *	5510.000	8.18	34.61	42.35	102.42	102.86	68.20	34.66	Peak



Test Mode: 20; Polarity: Vertical; Modulation:802.11ac; Bandwidth:40MHz; Channel:Low

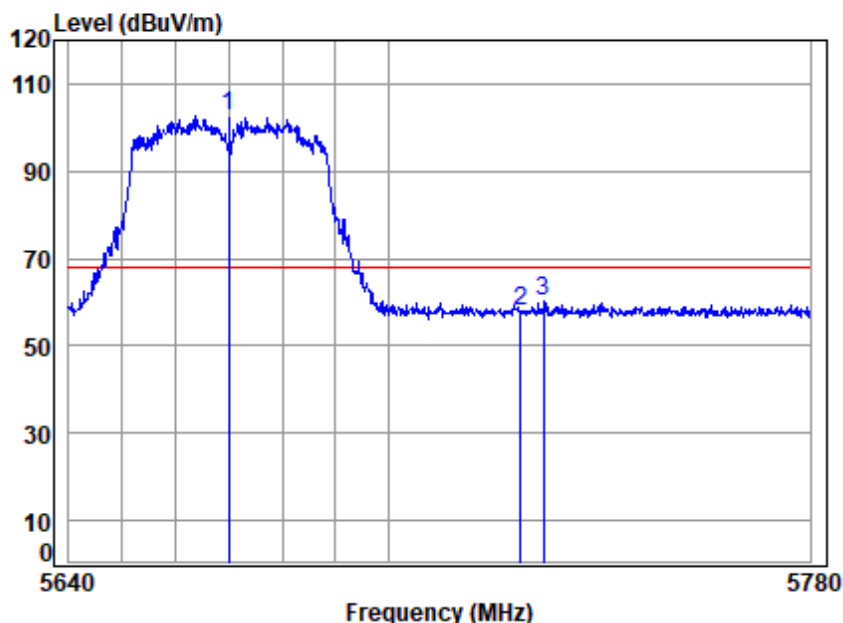


Site : chamber  
Condition: 3m VERTICAL  
Job No : 00984CR  
Mode : 5510 Band edge  
: 5G WIFI 11AC40

		Cable	Ant	Preamp	Read	Limit	Over	
	Freq	Loss	Factor	Factor	Level	Level	Line	Limit Remark
	MHz	dB	dB/m	dB	dBuV	dBuV/m	dBuV/m	dB
1	5459.202	8.11	34.57	42.35	50.93	51.26	54.00	-2.74 Average
2	5510.000	8.18	34.61	42.35	95.44	95.88	-----	----- Average



Test Mode: 20; Polarity: Horizontal; Modulation:802.11ac; Bandwidth:40MHz; Channel:High

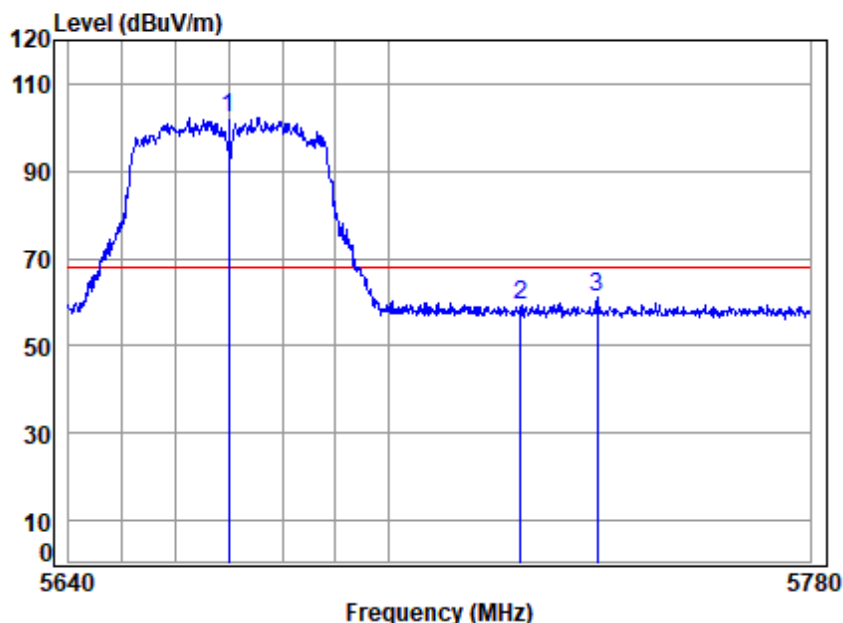


Site : chamber  
Condition: 3m HORIZONTAL  
Job No : 00984CR  
Mode : 5670 Band edge  
: 5G WIFI 11AC40

		Cable	Ant	Preamp	Read	Limit	Over	
Freq		Loss	Factor	Factor	Level	Level	Line	Limit Remark
MHz		dB	dB/m	dB	dBuV	dBuV/m	dBuV/m	dB
1 *	5670.000	8.21	34.77	42.37	101.97	102.58	68.20	34.38 peak
2	5725.000	8.22	34.83	42.37	57.15	57.83	68.20	-10.37 peak
3	5729.345	8.22	34.83	42.37	59.70	60.38	68.20	-7.82 peak



Test Mode: 20; Polarity: Vertical; Modulation:802.11ac; Bandwidth:40MHz; Channel:High



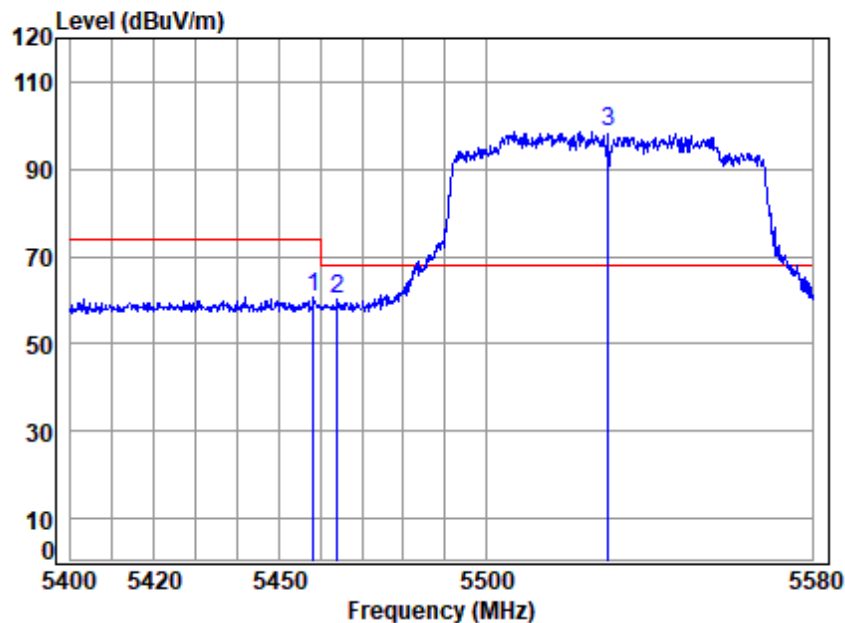
Site : chamber  
Condition: 3m VERTICAL  
Job No : 00984CR  
Mode : 5670 Band edge  
: 5G WIFI 11AC40

	Cable	Ant	Preamp	Read		Limit	Over	
Freq	Loss	Factor	Factor	Level	Level	Line	Limit	Remark
MHz	dB	dB/m	dB	dBuV	dBuV/m	dBuV/m	dB	
1 * 5670.000	8.21	34.77	42.37	101.50	102.11	68.20	33.91	Peak
2 5725.000	8.22	34.83	42.37	58.52	59.20	68.20	-9.00	Peak
3 5739.468	8.22	34.84	42.38	60.24	60.92	68.20	-7.28	Peak





Test Mode: 20; Polarity: Horizontal; Modulation:802.11ac; Bandwidth:80MHz; Channel:Low

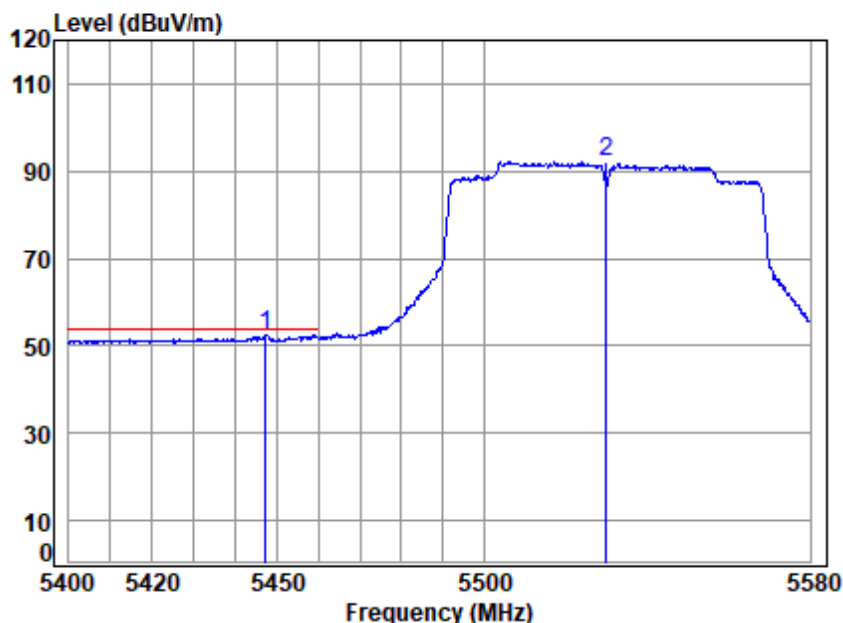


Site : chamber  
Condition: 3m HORIZONTAL  
Job No : 00984CR  
Mode : 5530 Band edge  
: 5G WIFI 11AC80

		Cable	Ant	Preamp	Read	Limit	Over	
Freq		Loss	Factor	Factor	Level	Level	Line	Limit Remark
MHz		dB	dB/m	dB	dBuV	dBuV/m	dBuV/m	dB
1	5458.391	8.11	34.57	42.35	60.52	60.85	74.00	-13.15 peak
2	5464.121	8.12	34.57	42.35	59.66	60.00	68.20	-8.20 peak
3 *	5530.000	8.19	34.63	42.36	98.19	98.65	68.20	30.45 peak



Test Mode: 20; Polarity: Horizontal; Modulation:802.11ac; Bandwidth:80MHz; Channel:Low



Site : chamber  
Condition: 3m HORIZONTAL  
Job No : 00984CR  
Mode : 5530 Band edge  
: 5G WIFI 11AC80

		Cable	Ant	Preamp	Read	Limit	Over	
Freq		Loss	Factor	Factor	Level	Level	Line	Limit Remark
MHz		dB	dB/m	dB	dBuV	dBuV/m	dBuV/m	dB
1	5447.305	8.09	34.56	42.35	52.40	52.70	54.00	-1.30 Average
2	5530.000	8.19	34.63	42.36	91.80	92.26	-----	----- Average

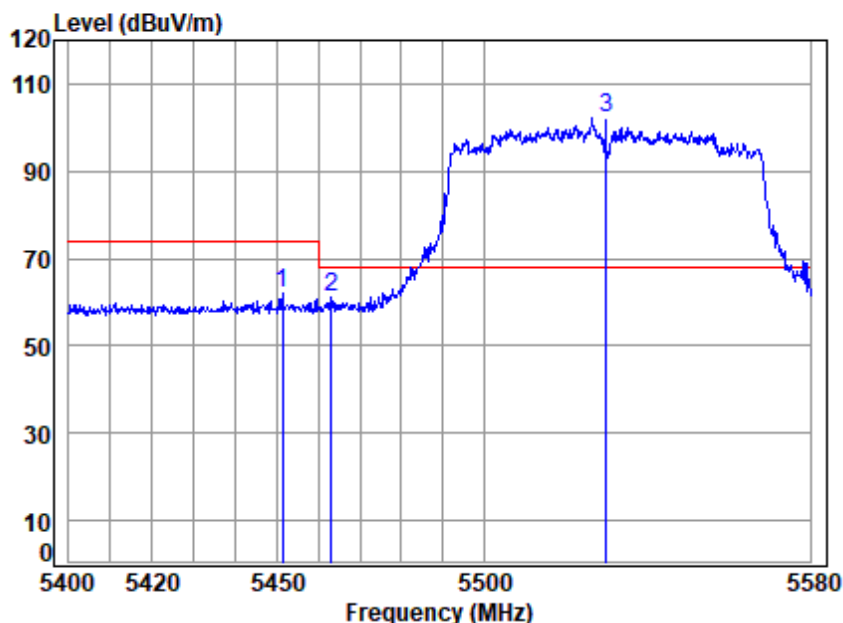


Unless otherwise agreed in writing, this document is issued by the Company subject to its General Conditions of Service printed overleaf, available on request or accessible at <http://www.sgs.com/en/Terms-and-Conditions.aspx> and, for electronic format documents, subject to Terms and Conditions for Electronic Documents at <http://www.sgs.com/en/Terms-and-Conditions/Terms-e-Documents.aspx>. Attention is drawn to the limitation of liability, indemnification and jurisdiction issues defined therein. Any holder of this document is advised that information contained hereon reflects the Company's findings at the time of its intervention only and within the limits of Client's instructions, if any. The Company's sole responsibility is to its Client and this document does not exonerate parties to a transaction from exercising all their rights and obligations under the transaction documents. This document cannot be reproduced except in full, without prior written approval of the Company. Any unauthorized alteration, forgery or falsification of the content or appearance of this document is unlawful and offenders may be prosecuted to the fullest extent of the law. Unless otherwise stated the results shown in this test report refer only to the sample(s) tested and such sample(s) are retained for 30 days only.  
Attention: To check the authenticity of testing / inspection report and certificate, please contact us at telephone: (86-755) 8307 1443, or email: CN.Doccheck@sgs.com

SGS-CSTC Standards Technical Services Co., Ltd.  
Shenzhen Branch

No.1 Workshop, M-10, Middle Section, Science & Technology Park, Shenzhen, China 518057 t (86-755) 26012053 f (86-755) 26710594 www.sgs.com.cn  
中国·深圳·科技园中区M-10栋一号厂房 邮编: 518057 t (86-755) 26012053 f (86-755) 26710594 sgs.china@sgs.com

Test Mode: 20; Polarity: Vertical; Modulation:802.11ac; Bandwidth:80MHz; Channel:Low

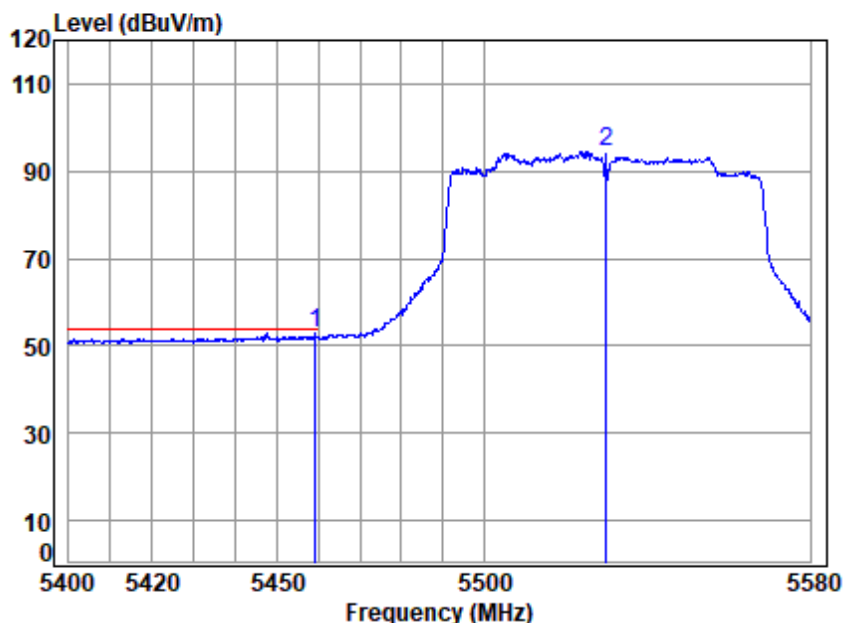


Site : chamber  
Condition: 3m VERTICAL  
Job No : 00984CR  
Mode : 5530 Band edge  
: 5G WIFI 11AC80

		Cable	Ant	Preamp	Read		Limit	Over	
	Freq	Loss	Factor	Factor	Level	Level	Line	Limit	Remark
	MHz	dB	dB/m	dB	dBuV	dBuV/m	dBuV/m	dB	
1	5451.236	8.10	34.56	42.35	61.55	61.86	74.00	-12.14	Peak
2	5463.046	8.12	34.57	42.35	61.02	61.36	68.20	-6.84	peak
3 *	5530.000	8.19	34.63	42.36	101.56	102.02	68.20	33.82	Peak



Test Mode: 20; Polarity: Vertical; Modulation:802.11ac; Bandwidth:80MHz; Channel:Low

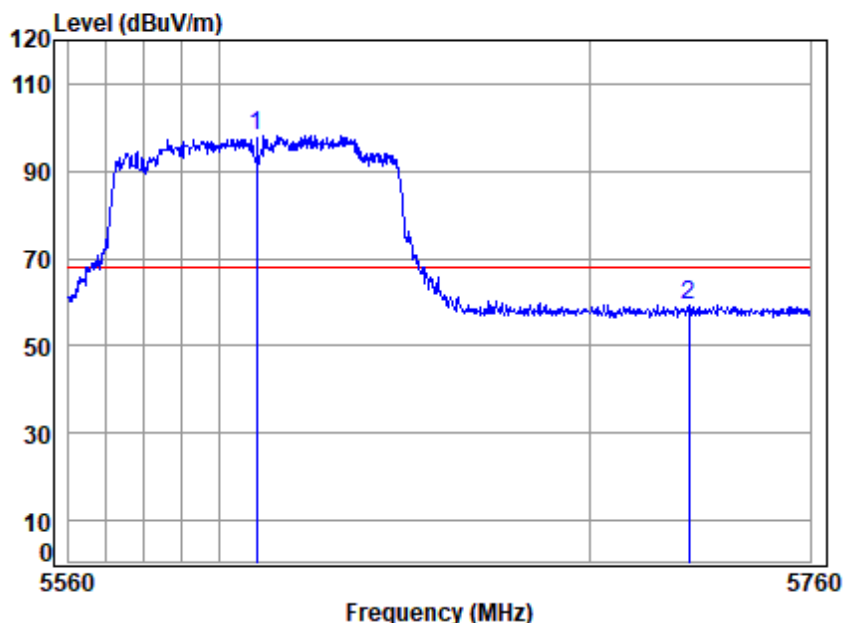


Site : chamber  
Condition: 3m VERTICAL  
Job No : 00984CR  
Mode : 5530 Band edge  
: 5G WIFI 11AC80

		Cable	Ant	Preamp	Read	Limit	Over	
Freq		Loss	Factor	Factor	Level	Level	Line	Limit Remark
MHz		dB	dB/m	dB	dBuV	dBuV/m	dBuV/m	dB
1	5459.286	8.11	34.57	42.35	52.42	52.75	54.00	-1.25 Average
2	5530.000	8.19	34.63	42.36	94.10	94.56	-----	----- Average



Test Mode: 20; Polarity: Horizontal; Modulation:802.11ac; Bandwidth:80MHz; Channel:High



Site : chamber  
Condition: 3m HORIZONTAL  
Job No : 00984CR  
Mode : 5610 Band edge  
: 5G WIFI 11AC80

	Cable	Ant	Preamp	Read		Limit	Over	
Freq	Loss	Factor	Factor	Level	Level	Line	Limit	Remark
MHz	dB	dB/m	dB	dBuV	dBuV/m	dBuV/m	dB	
1 * 5610.000	8.20	34.71	42.36	97.50	98.05	68.20	29.85	peak
2 5726.916	8.22	34.83	42.37	58.61	59.29	68.20	-8.91	peak



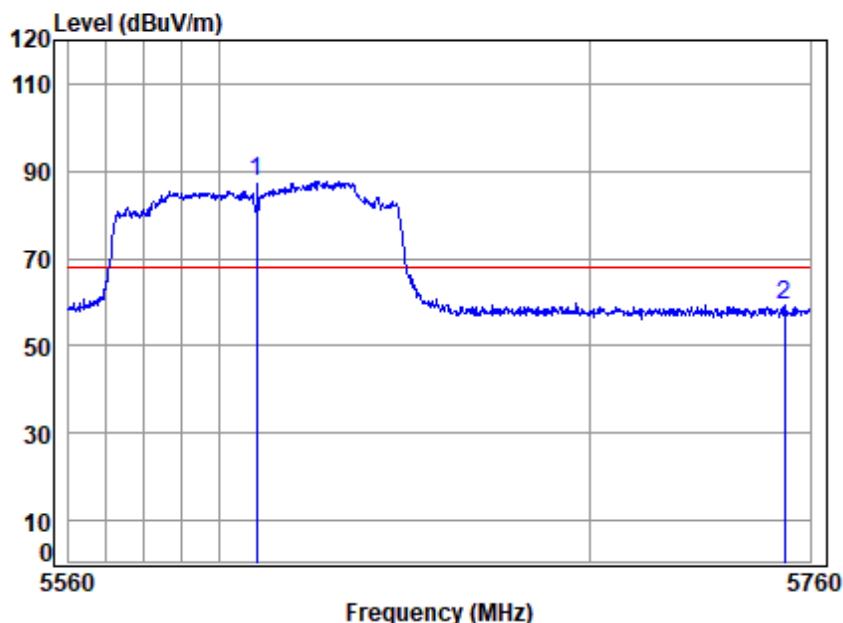
Unless otherwise agreed in writing, this document is issued by the Company subject to its General Conditions of Service printed overleaf, available on request or accessible at <http://www.sgs.com/en/Terms-and-Conditions.aspx> and, for electronic format documents, subject to Terms and Conditions for Electronic Documents at <http://www.sgs.com/en/Terms-and-Conditions/Terms-e-Documents.aspx>. Attention is drawn to the limitation of liability, indemnification and jurisdiction issues defined therein. Any holder of this document is advised that information contained hereon reflects the Company's findings at the time of its intervention only and within the limits of Client's instructions, if any. The Company's sole responsibility is to its Client and this document does not exonerate parties to a transaction from exercising all their rights and obligations under the transaction documents. This document cannot be reproduced except in full, without prior written approval of the Company. Any unauthorized alteration, forgery or falsification of the content or appearance of this document is unlawful and offenders may be prosecuted to the fullest extent of the law. Unless otherwise stated the results shown in this test report refer only to the sample(s) tested and such sample(s) are retained for 30 days only.  
Attention: To check the authenticity of testing / inspection report & certificate, please contact us at telephone: (86-755) 8307 1443, or email: [CN.Doccheck@sgs.com](mailto:CN.Doccheck@sgs.com)

SGS-CSTC Standards Technical Services Co., Ltd.  
Shenzhen Branch

No.1 Workshop, M-10, Middle Section, Science & Technology Park, Shenzhen, China 518057 t (86-755) 26012053 f (86-755) 26710594 www.sgs.com.cn  
中国·深圳·科技园中区M-10栋一号厂房 邮编: 518057 t (86-755) 26012053 f (86-755) 26710594 sgs.china@sgs.com



Test Mode: 20; Polarity: Vertical; Modulation:802.11ac; Bandwidth:80MHz; Channel:High

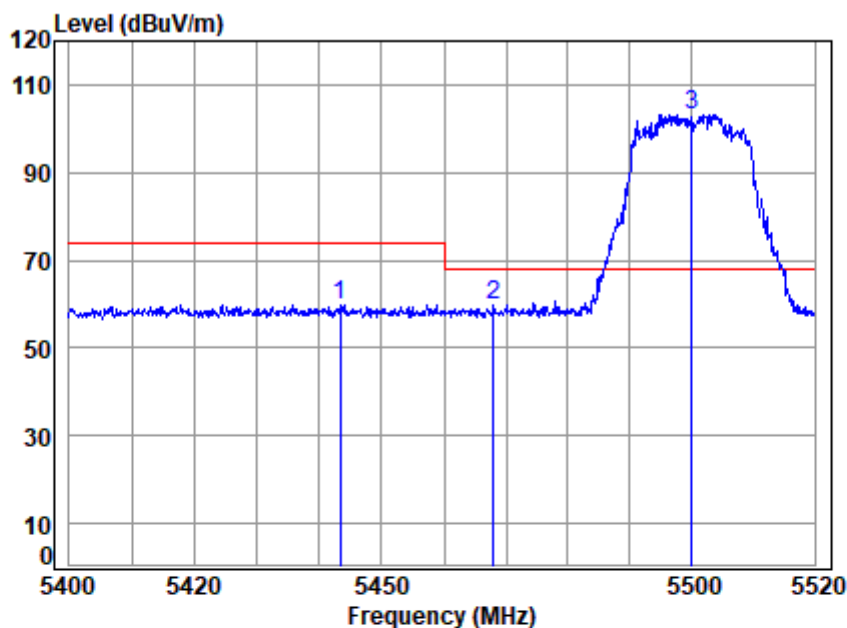


Site : chamber  
Condition: 3m VERTICAL  
Job No : 00984CR  
Mode : 5610 Band edge  
: 5G WIFI 11AC80

	Cable	Ant	Preamp	Read		Limit	Over	
Freq	Loss	Factor	Factor	Level	Level	Line	Limit	Remark
MHz	dB	dB/m	dB	dBuV	dBuV/m	dBuV/m	dB	
1 * 5610.000	8.20	34.71	42.36	87.05	87.60	68.20	19.40	Peak
2 5753.083	8.22	34.86	42.38	58.71	59.41	68.20	-8.79	Peak



Test Mode: 20; Polarity: Horizontal; Modulation:802.11ax; Bandwidth:20MHz; Channel:Low

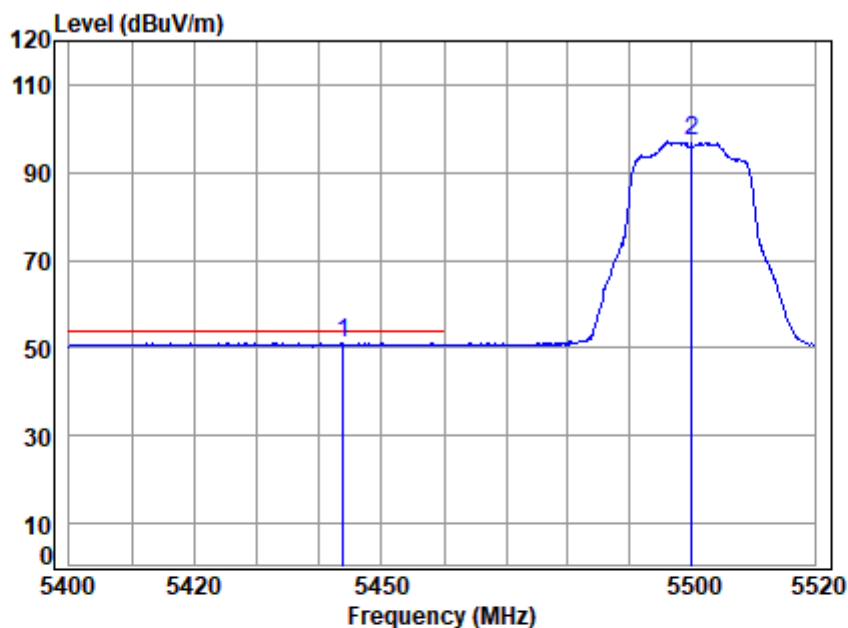


Site : chamber  
Condition: 3m HORIZONTAL  
Job No : 00984CR  
Mode : 5500 Band edge  
: 5G WIFI 11AX20

		Cable	Ant	Preamp	Read		Limit	Over	
	Freq	Loss	Factor	Factor	Level	Level	Line	Limit	Remark
	MHz	dB	dB/m	dB	dBuV	dBuV/m	dBuV/m	dB	
1	5443.375	8.08	34.56	42.35	59.68	59.97	74.00	-14.03	peak
2	5467.957	8.13	34.58	42.35	59.36	59.72	68.20	-8.48	peak
3 *	5500.000	8.18	34.60	42.35	102.91	103.34	68.20	35.14	peak



Test Mode: 20; Polarity: Horizontal; Modulation: 802.11ax; Bandwidth: 20MHz; Channel: Low

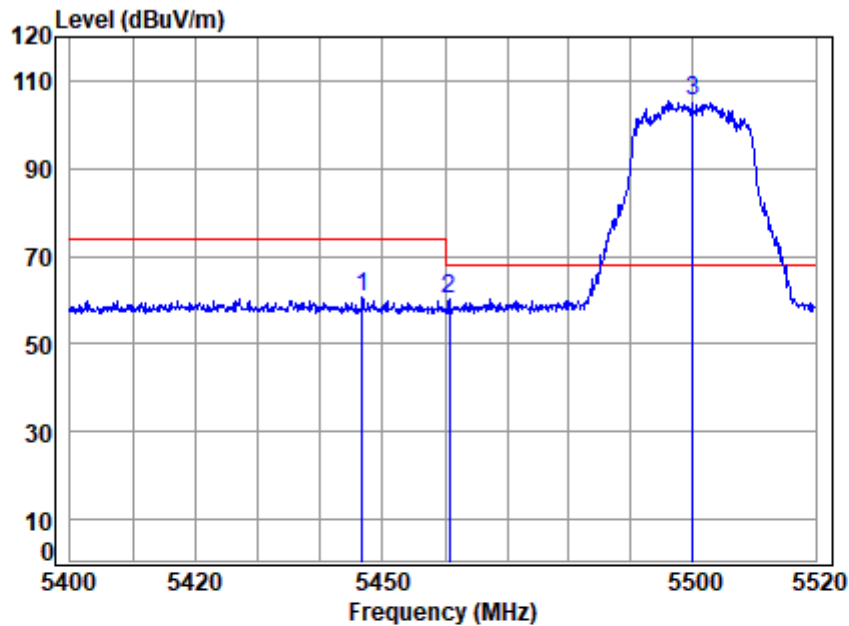


Site : chamber  
Condition: 3m HORIZONTAL  
Job No : 00984CR  
Mode : 5500 Band edge  
: 5G WIFI 11AX20

		Cable	Ant	Preamp	Read	Limit	Over	
Freq	Loss	Factor	Factor	Level	Level	Line	Limit	Remark
MHz	dB	dB/m	dB	dBuV	dBuV/m	dBuV/m	dB	
1	5443.854	8.09	34.56	42.35	50.80	51.10	54.00	-2.90 Average
2	5500.000	8.18	34.60	42.35	96.73	97.16	-----	----- Average



Test Mode: 20; Polarity: Vertical; Modulation: 802.11ax; Bandwidth: 20MHz; Channel: Low

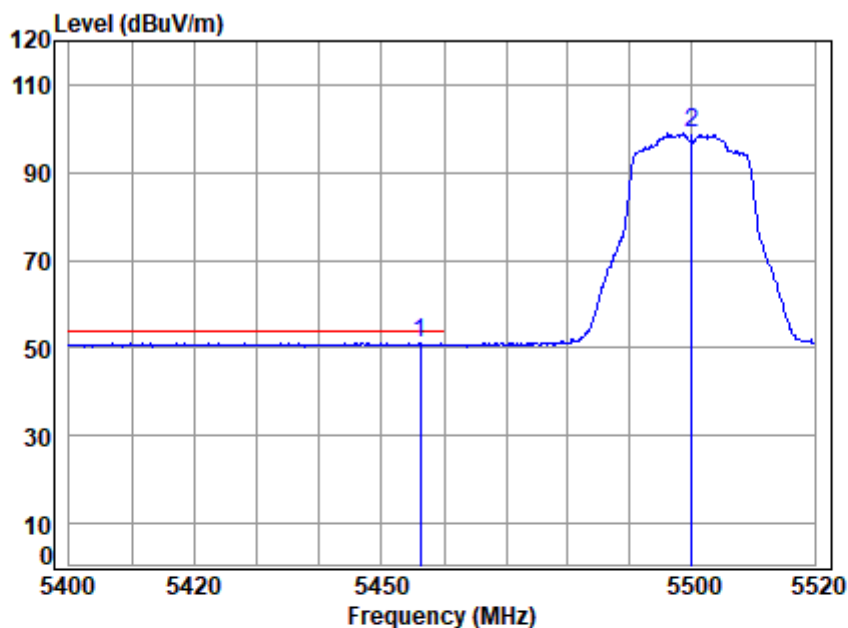


Site : chamber  
Condition: 3m VERTICAL  
Job No : 00984CR  
Mode : 5500 Band edge  
: 5G WIFI 11AX20

		Cable	Ant	Preamp	Read	Limit	Over	
Freq	Loss	Factor	Factor	Level	Level	Line	Limit	Remark
MHz	dB	dB/m	dB	dBuV	dBuV/m	dBuV/m	dB	
1	5446.726	8.09	34.56	42.35	60.23	60.53	74.00	-13.47 Peak
2	5460.750	8.11	34.57	42.35	59.94	60.27	68.20	-7.93 peak
3 *	5500.000	8.18	34.60	42.35	104.91	105.34	68.20	37.14 Peak



Test Mode: 20; Polarity: Vertical; Modulation:802.11ax; Bandwidth:20MHz; Channel:Low



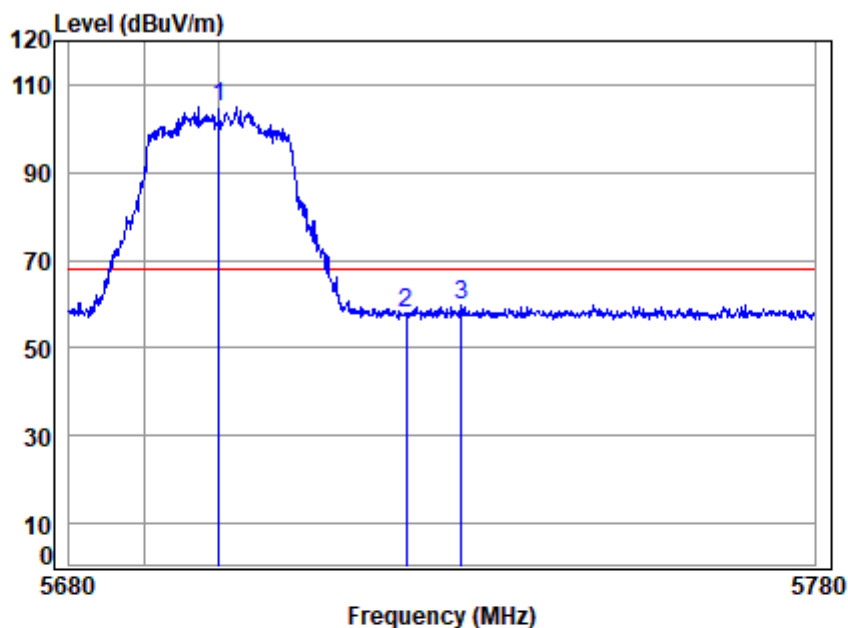
Site : chamber  
Condition: 3m VERTICAL  
Job No : 00984CR  
Mode : 5500 Band edge  
: 5G WIFI 11AX20

		Cable	Ant	Preamp	Read	Limit	Over	
Freq	Loss	Factor	Factor	Level	Level	Line	Limit	Remark
MHz	dB	dB/m	dB	dBuV	dBuV/m	dBuV/m	dB	
1	5456.191	8.11	34.57	42.35	50.74	51.07	54.00	-2.93 Average
2	5500.000	8.18	34.60	42.35	98.43	98.86	-----	----- Average





Test Mode: 20; Polarity: Horizontal; Modulation:802.11ax; Bandwidth:20MHz; Channel:High

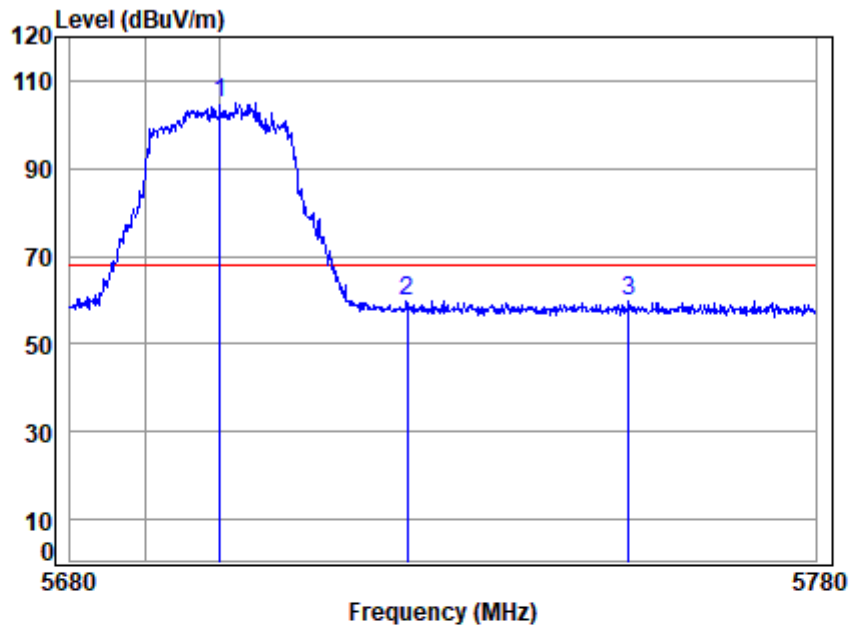


Site : chamber  
Condition: 3m HORIZONTAL  
Job No : 00984CR  
Mode : 5700 Band edge  
: 5G WIFI 11AX20

	Cable	Ant	Preamp	Read		Limit	Over	
Freq	Loss	Factor	Factor	Level	Level	Line	Limit	Remark
MHz	dB	dB/m	dB	dBuV	dBuV/m	dBuV/m	dB	
1 * 5700.000	8.21	34.81	42.37	104.38	105.03	68.20	36.83	peak
2 5725.000	8.22	34.83	42.37	57.42	58.10	68.20	-10.10	peak
3 5732.382	8.22	34.84	42.37	59.16	59.85	68.20	-8.35	peak



Test Mode: 20; Polarity: Vertical; Modulation:802.11ax; Bandwidth:20MHz; Channel:High

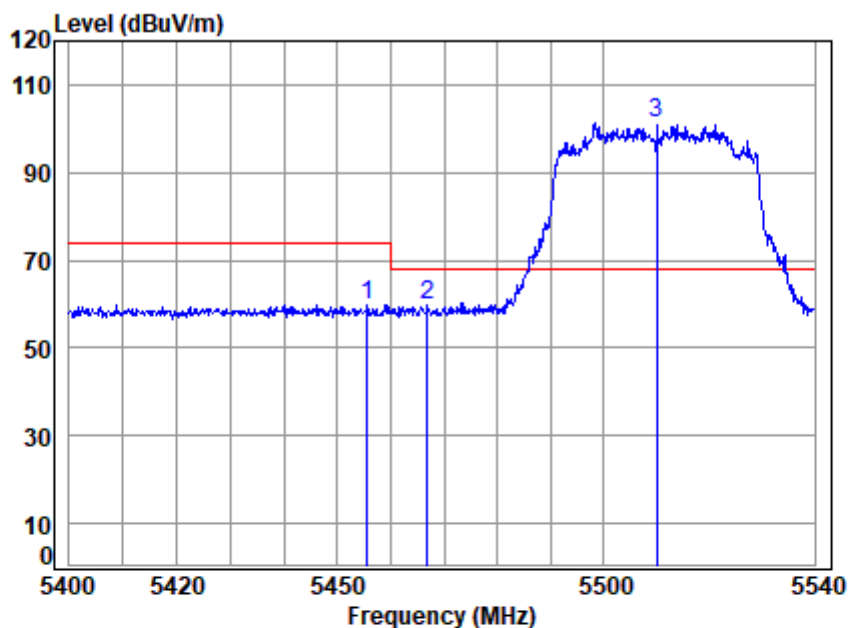


Site : chamber  
Condition: 3m VERTICAL  
Job No : 00984CR  
Mode : 5700 Band edge  
: 5G WIFI 11AX20

	Cable	Ant	Preamp	Read		Limit	Over	
Freq	Loss	Factor	Factor	Level	Level	Line	Limit	Remark
MHz	dB	dB/m	dB	dBuV	dBuV/m	dBuV/m	dB	
1 * 5700.000	8.21	34.81	42.37	104.10	104.75	68.20	36.55	Peak
2 5725.000	8.22	34.83	42.37	59.02	59.70	68.20	-8.50	Peak
3 5754.736	8.22	34.86	42.38	59.22	59.92	68.20	-8.28	Peak



Test Mode: 20; Polarity: Horizontal; Modulation:802.11ax; Bandwidth:40MHz; Channel:Low



Site : chamber  
Condition: 3m HORIZONTAL  
Job No : 00984CR  
Mode : 5510 Band edge  
: 5G WIFI 11AX40

		Cable	Ant	Preamp	Read		Limit	Over	
	Freq	Loss	Factor	Factor	Level	Level	Line	Limit	Remark
	MHz	dB	dB/m	dB	dBuV	dBuV/m	dBuV/m	dB	
1	5455.570	8.11	34.57	42.35	59.57	59.90	74.00	-14.10	peak
2	5466.753	8.12	34.57	42.35	59.34	59.68	68.20	-8.52	peak
3 *	5510.000	8.18	34.61	42.35	101.07	101.51	68.20	33.31	peak

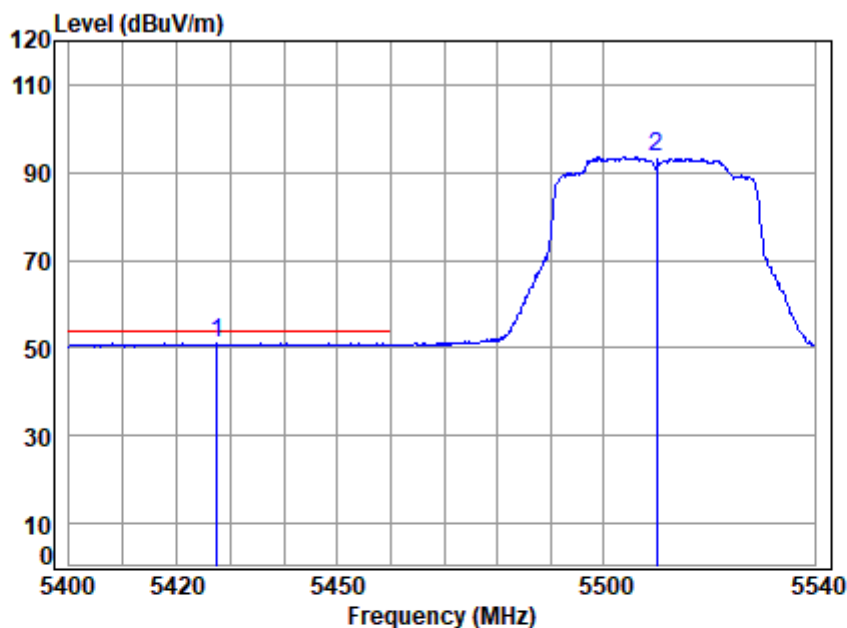


Unless otherwise agreed in writing, this document is issued by the Company subject to its General Conditions of Service printed overleaf, available on request or accessible at <http://www.sgs.com/en/Terms-and-Conditions.aspx> and, for electronic format documents, subject to Terms and Conditions for Electronic Documents at <http://www.sgs.com/en/Terms-and-Conditions/Terms-e-Documents.aspx>. Attention is drawn to the limitation of liability, indemnification and jurisdiction issues defined therein. Any holder of this document is advised that information contained hereon reflects the Company's findings at the time of its intervention only and within the limits of Client's instructions, if any. The Company's sole responsibility is to its Client and this document does not exonerate parties to a transaction from exercising all their rights and obligations under the transaction documents. This document cannot be reproduced except in full, without prior written approval of the Company. Any unauthorized alteration, forgery or falsification of the content or appearance of this document is unlawful and offenders may be prosecuted to the fullest extent of the law. Unless otherwise stated the results shown in this test report refer only to the sample(s) tested and such sample(s) are retained for 30 days only.  
Attention: To check the authenticity of testing / inspection report & certificate, please contact us at telephone: (86-755) 8307 1443, or email: [CN.Doccheck@sgs.com](mailto:CN.Doccheck@sgs.com)

SGS-CSTC Standards Technical Services Co., Ltd.  
Shenzhen Branch, China 518057

No.1 Workshop, M-10, Middle Section, Science & Technology Park, Shenzhen, China 518057 t (86-755) 26012053 f (86-755) 26710594 www.sgs.com.cn  
中国·深圳·科技园中区M-10栋一号厂房 邮编: 518057 t (86-755) 26012053 f (86-755) 26710594 sgs.china@sgs.com

Test Mode: 20; Polarity: Horizontal; Modulation:802.11ax; Bandwidth:40MHz; Channel:Low

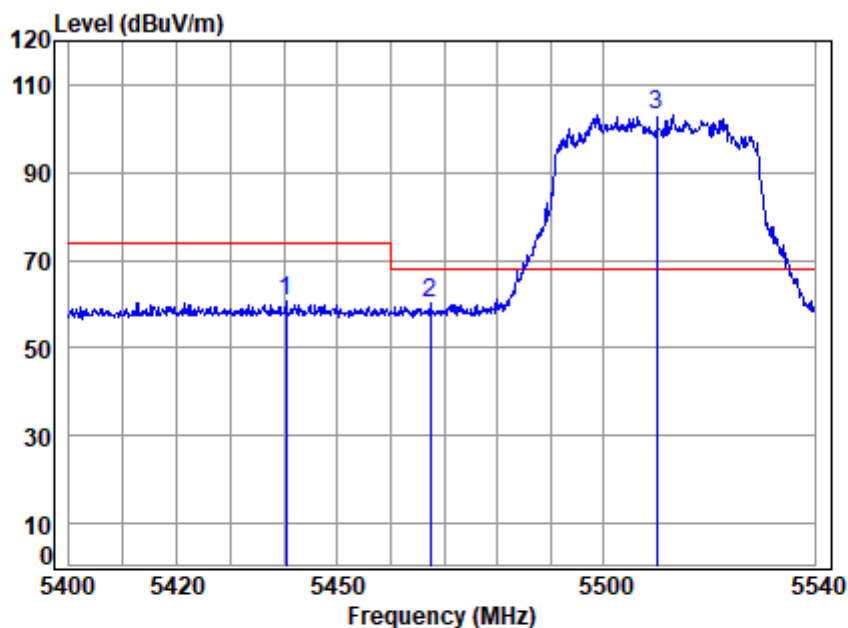


Site : chamber  
Condition: 3m HORIZONTAL  
Job No : 00984CR  
Mode : 5510 Band edge  
: 5G WIFI 11AX40

		Cable	Ant	Preamp	Read	Limit	Over	
	Freq	Loss	Factor	Factor	Level	Line	Limit	Remark
	MHz	dB	dB/m	dB	dBuV	dBuV/m	dBuV/m	dB
1	5427.436	8.06	34.54	42.34	50.75	51.01	54.00	-2.99 Average
2	5510.000	8.18	34.61	42.35	93.11	93.55	-----	----- Average



Test Mode: 20; Polarity: Vertical; Modulation:802.11ax; Bandwidth:40MHz; Channel:Low



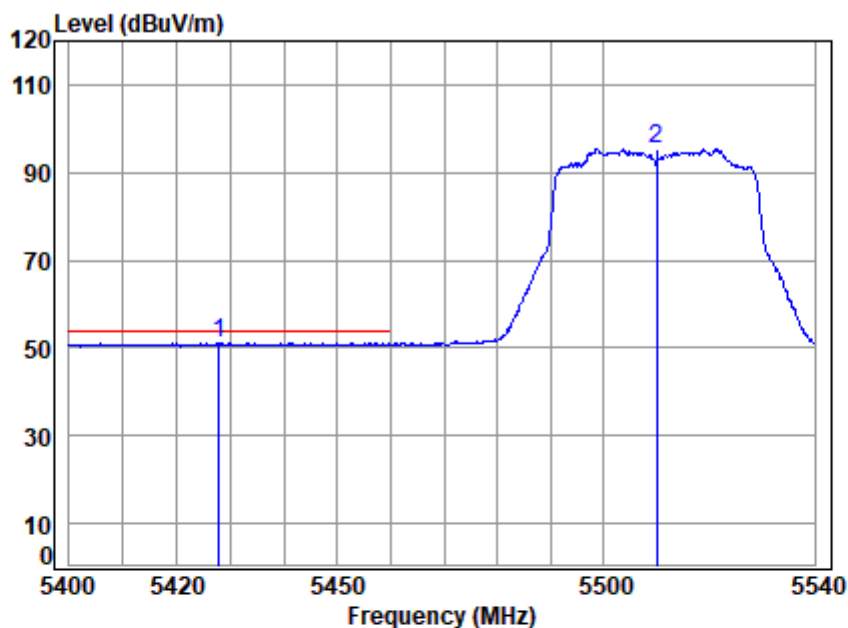
Site : chamber  
Condition: 3m VERTICAL  
Job No : 00984CR  
Mode : 5510 Band edge  
: 5G WIFI 11AX40

		Cable	Ant	Preamp	Read	Limit	Over	
Freq		Loss	Factor	Factor	Level	Line	Limit	Remark
MHz		dB	dB/m	dB	dBuV	dBuV/m	dBuV/m	dB
1	5440.371	8.08	34.55	42.35	60.35	60.63	74.00	-13.37 Peak
2	5467.453	8.13	34.58	42.35	59.84	60.20	68.20	-8.00 peak
3 *	5510.000	8.18	34.61	42.35	102.83	103.27	68.20	35.07 Peak





Test Mode: 20; Polarity: Vertical; Modulation:802.11ax; Bandwidth:40MHz; Channel:Low

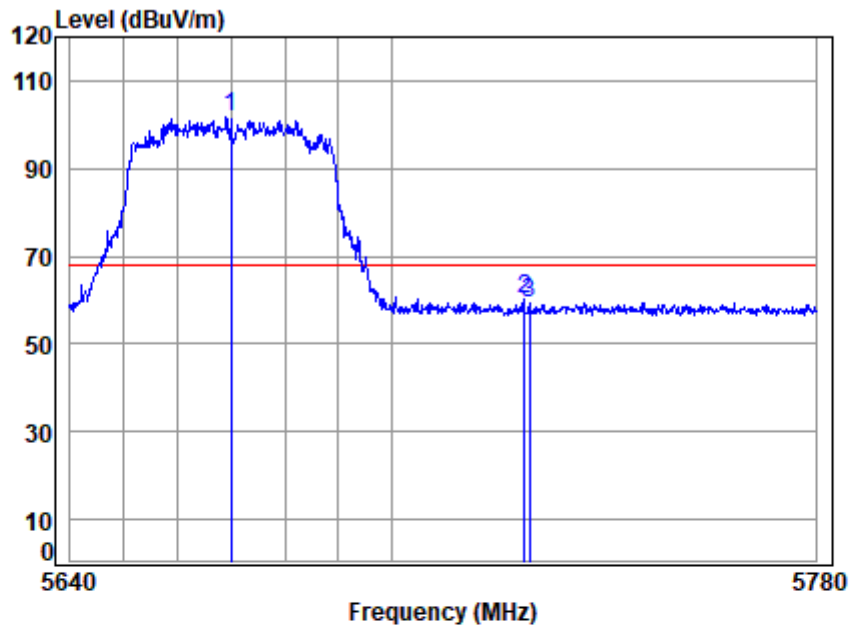


Site : chamber  
Condition: 3m VERTICAL  
Job No : 00984CR  
Mode : 5510 Band edge  
: 5G WIFI 11AX40

		Cable	Ant	Preamp	Read	Limit	Over	
	Freq	Loss	Factor	Factor	Level	Level	Line	Limit Remark
	MHz	dB	dB/m	dB	dBuV	dBuV/m	dBuV/m	dB
1	5427.853	8.06	34.54	42.35	50.88	51.13	54.00	-2.87 Average
2	5510.000	8.18	34.61	42.35	95.09	95.53	-----	----- Average



Test Mode: 20; Polarity: Horizontal; Modulation:802.11ax; Bandwidth:40MHz; Channel:High

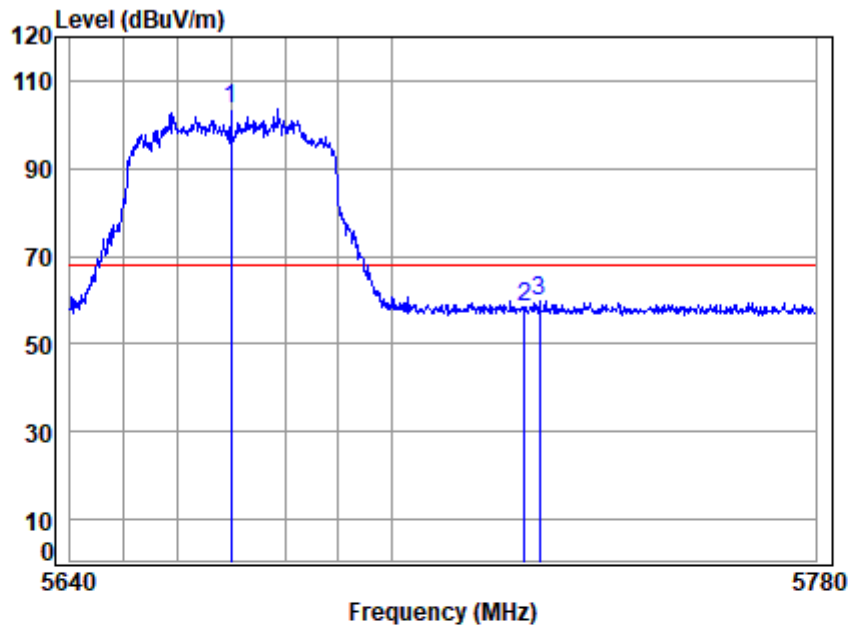


Site : chamber  
Condition: 3m HORIZONTAL  
Job No : 00984CR  
Mode : 5670 Band edge  
: 5G WIFI 11AX40

	Cable	Ant	Preamp	Read		Limit	Over	
Freq	Loss	Factor	Factor	Level	Level	Line	Limit	Remark
MHz	dB	dB/m	dB	dBuV	dBuV/m	dBuV/m	dB	
1 * 5670.000	8.21	34.77	42.37	101.03	101.64	68.20	33.44	peak
2 5725.000	8.22	34.83	42.37	59.34	60.02	68.20	-8.18	peak
3 5725.833	8.22	34.83	42.37	58.84	59.52	68.20	-8.68	peak



Test Mode: 20; Polarity: Vertical; Modulation:802.11ax; Bandwidth:40MHz; Channel:High

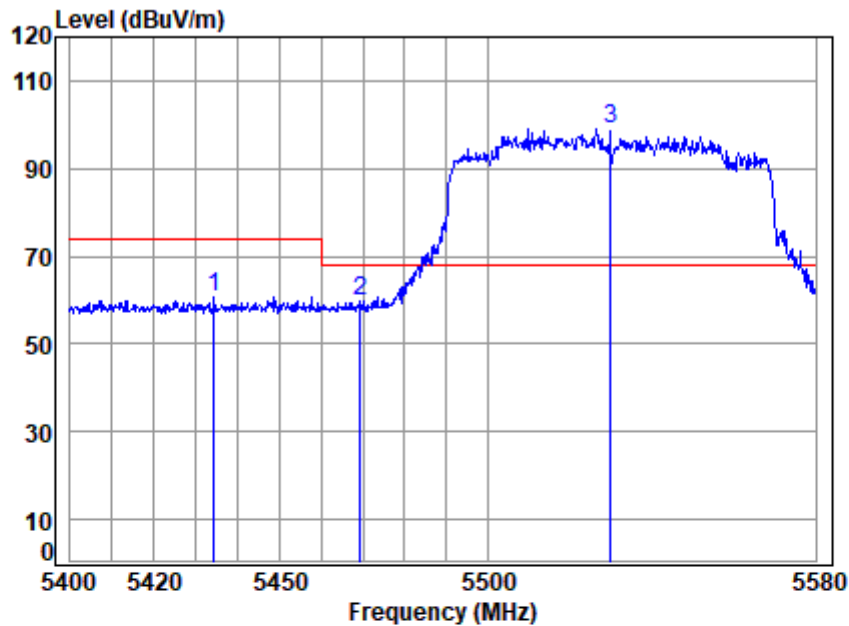


Site : chamber  
Condition: 3m VERTICAL  
Job No : 00984CR  
Mode : 5670 Band edge  
: 5G WIFI 11AX40

	Cable	Ant	Preamp	Read		Limit	Over	
Freq	Loss	Factor	Factor	Level	Level	Line	Limit	Remark
MHz	dB	dB/m	dB	dBuV	dBuV/m	dBuV/m	dB	
1 * 5670.000	8.21	34.77	42.37	103.15	103.76	68.20	35.56	Peak
2 5725.000	8.22	34.83	42.37	57.93	58.61	68.20	-9.59	Peak
3 5727.659	8.22	34.83	42.37	59.22	59.90	68.20	-8.30	Peak



Test Mode: 20; Polarity: Horizontal; Modulation:802.11ax; Bandwidth:80MHz; Channel:Low

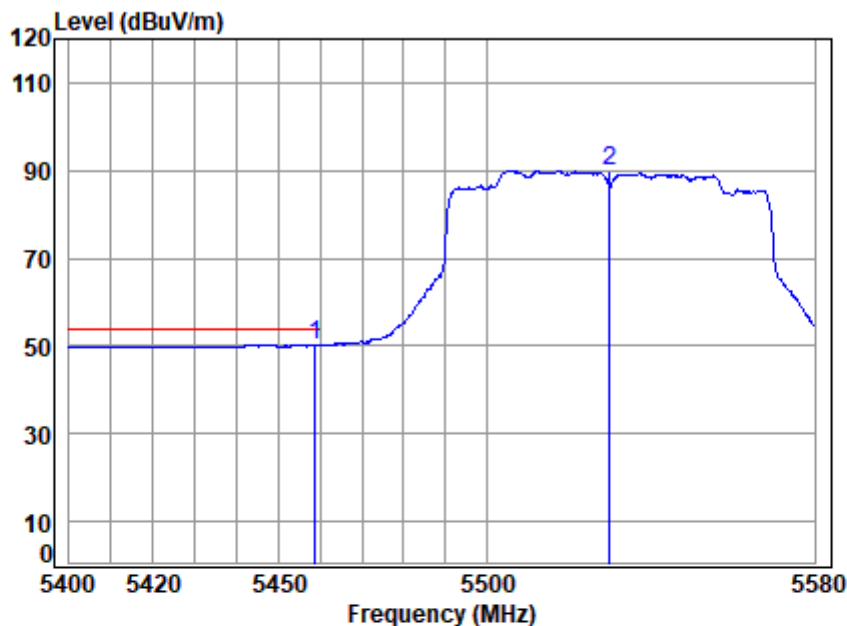


Site : chamber  
Condition: 3m HORIZONTAL  
Job No : 00984CR  
Mode : 5530 Band edge  
: 5G WIFI 11AX80

	Freq	Cable Loss	Ant Factor	Preamp Factor	Read Level	Level	Limit Line	Over Limit	Remark
	MHz	dB	dB/m	dB	dBuV	dBuV/m	dBuV/m	dB	
1	5434.282	8.07	34.55	42.35	60.63	60.90	74.00	-13.10	peak
2	5469.319	8.13	34.58	42.35	59.36	59.72	68.20	-8.48	peak
3 *	5530.000	8.19	34.63	42.36	98.39	98.85	68.20	30.65	peak



Test Mode: 20; Polarity: Horizontal; Modulation:802.11ax; Bandwidth:80MHz; Channel:Low



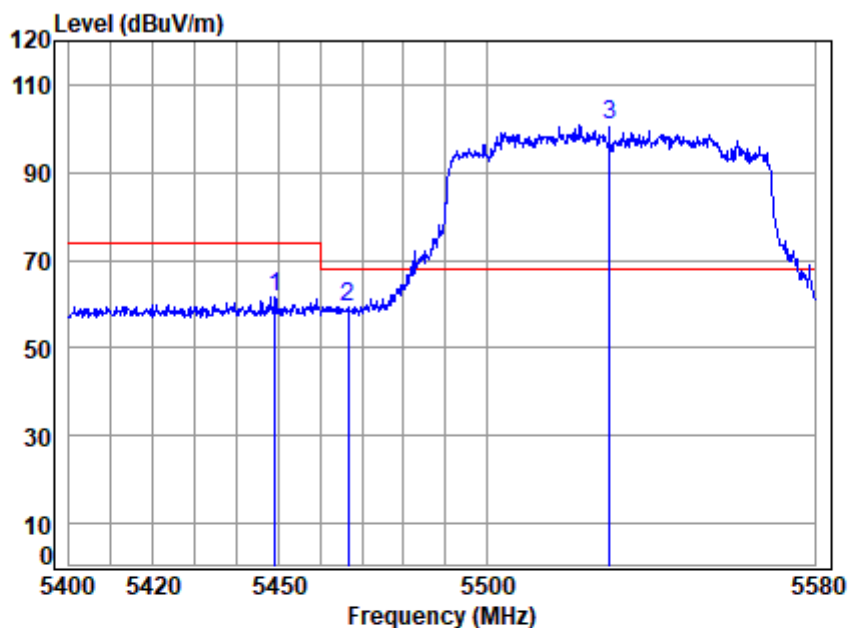
Site : chamber  
Condition: 3m HORIZONTAL  
Job No : 00984CR  
Mode : 5530 Band edge  
: 5G WIFI 11AX80

		Cable	Ant	Preamp	Read	Limit	Over	
Freq	Loss	Factor	Factor	Level	Level	Line	Limit	Remark
MHz	dB	dB/m	dB	dBuV	dBuV/m	dBuV/m	dB	
1	5458.749	8.11	34.57	42.35	49.93	50.26	54.00	-3.74 Average
2	5530.000	8.19	34.63	42.36	89.64	90.10	-----	----- Average





Test Mode: 20; Polarity: Vertical; Modulation:802.11ax; Bandwidth:80MHz; Channel:Low

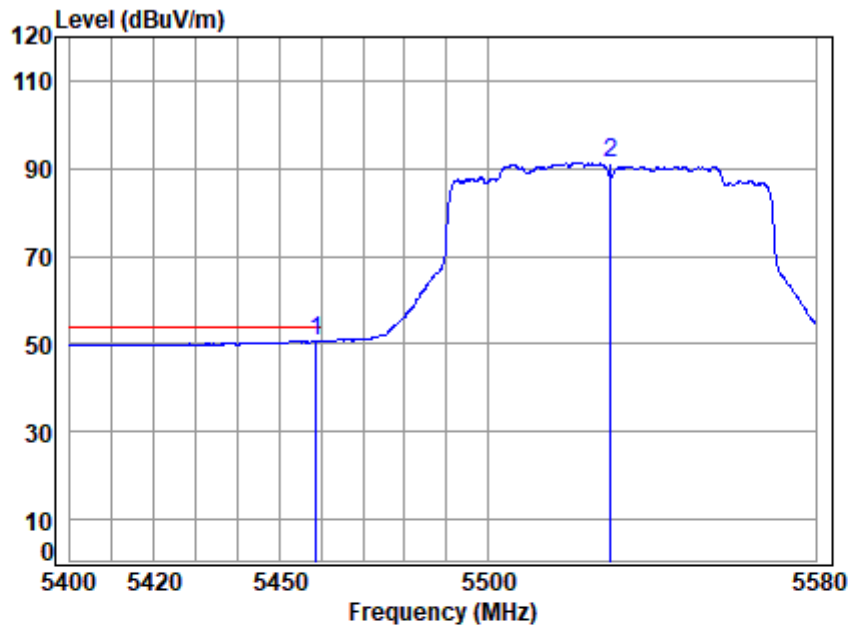


Site : chamber  
Condition: 3m VERTICAL  
Job No : 00984CR  
Mode : 5530 Band edge  
: 5G WIFI 11AX80

	Freq	Cable Loss	Ant Factor	Preamp Factor	Read Level	Level	Limit Line	Over Limit	Remark
	MHz	dB	dB/m	dB	dBuV	dBuV/m	dBuV/m	dB	
1	5449.092	8.09	34.56	42.35	61.19	61.49	74.00	-12.51	Peak
2	5466.630	8.12	34.57	42.35	59.20	59.54	68.20	-8.66	peak
3 *	5530.000	8.19	34.63	42.36	100.23	100.69	68.20	32.49	Peak



Test Mode: 20; Polarity: Vertical; Modulation:802.11ax; Bandwidth:80MHz; Channel:Low

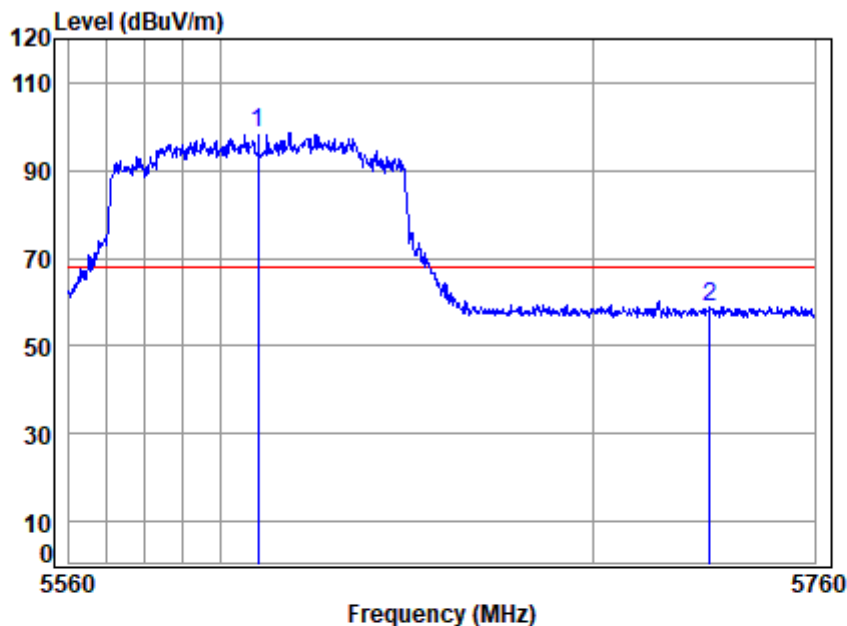


Site : chamber  
Condition: 3m VERTICAL  
Job No : 00984CR  
Mode : 5530 Band edge  
: 5G WIFI 11AX80

		Cable	Ant	Preamp	Read	Limit	Over	
Freq	Loss	Factor	Factor	Level	Level	Line	Limit	Remark
MHz	dB	dB/m	dB	dBuV	dBuV/m	dBuV/m	dB	
1	5458.749	8.11	34.57	42.35	50.51	50.84	54.00	-3.16 Average
2	5530.000	8.19	34.63	42.36	90.97	91.43	-----	----- Average



Test Mode: 20; Polarity: Horizontal; Modulation:802.11ax; Bandwidth:80MHz; Channel:High

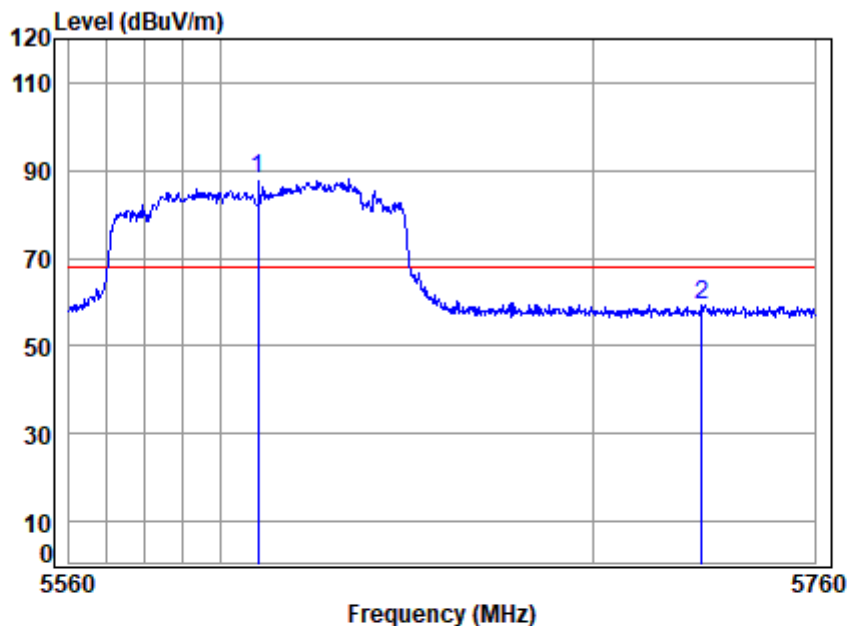


Site : chamber  
Condition: 3m HORIZONTAL  
Job No : 00984CR  
Mode : 5610 Band edge  
: 5G WIFI 11AX80

	Cable	Ant	Preamp	Read		Limit	Over	
Freq	Loss	Factor	Factor	Level	Level	Line	Limit	Remark
MHz	dB	dB/m	dB	dBuV	dBuV/m	dBuV/m	dB	
1 * 5610.000	8.20	34.71	42.36	97.79	98.34	68.20	30.14	peak
2 5731.573	8.22	34.84	42.37	58.38	59.07	68.20	-9.13	peak



Test Mode: 20; Polarity: Vertical; Modulation:802.11ax; Bandwidth:80MHz; Channel:High

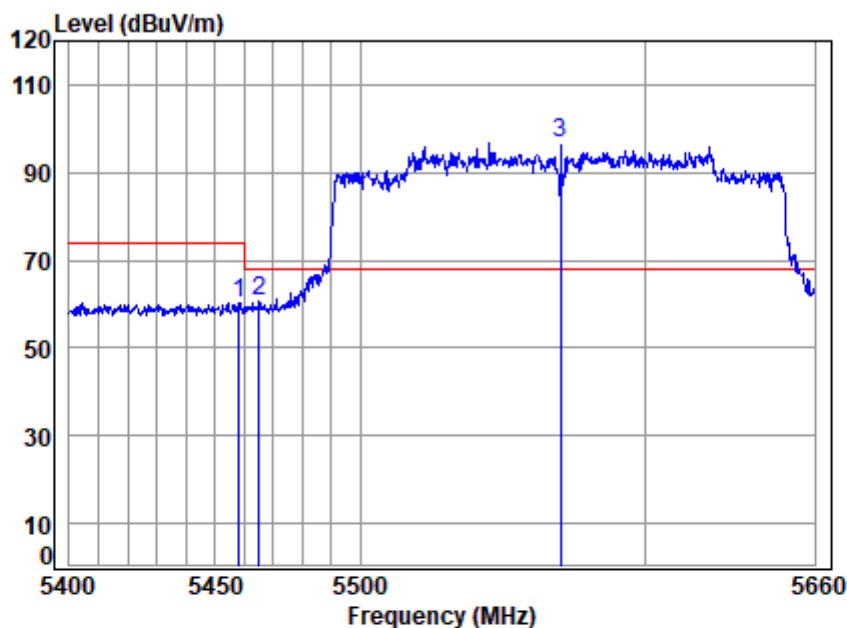


Site : chamber  
Condition: 3m VERTICAL  
Job No : 00984CR  
Mode : 5610 Band edge  
: 5G WIFI 11AX80

	Cable	Ant	Preamp	Read		Limit	Over	
Freq	Loss	Factor	Factor	Level	Level	Line	Limit	Remark
MHz	dB	dB/m	dB	dBuV	dBuV/m	dBuV/m	dB	
1 * 5610.000	8.20	34.71	42.36	87.49	88.04	68.20	19.84	Peak
2 5729.345	8.22	34.83	42.37	58.79	59.47	68.20	-8.73	Peak



Test Mode: 20; Polarity: Horizontal; Modulation:802.11ax; Bandwidth:1600MHz; Channel:Middle



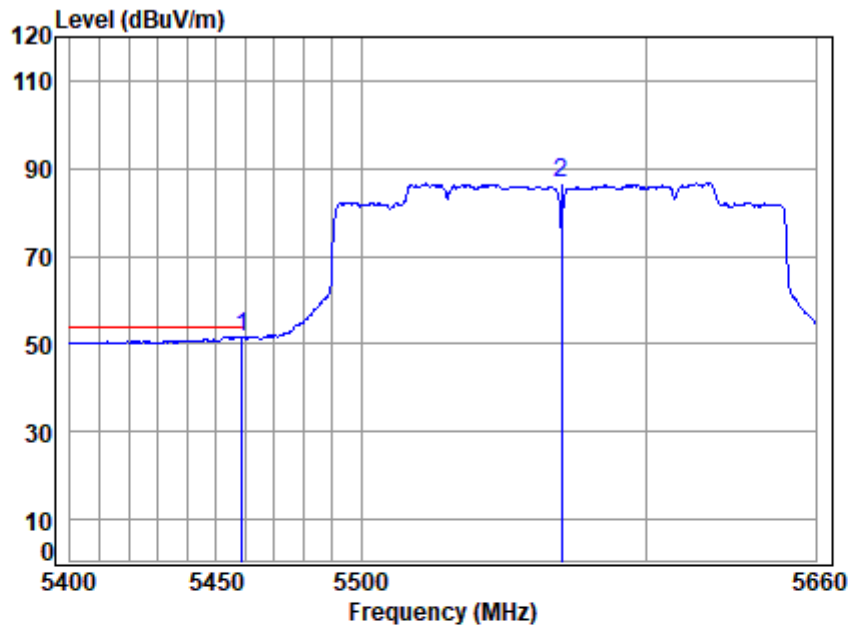
Site : chamber  
Condition: 3m HORIZONTAL  
Job No : 00984CR  
Mode : 5570 Band edge  
: 5G WIFI 11AX160

		Cable	Ant	Preamp	Read	Limit	Over	
Freq	Loss	Factor	Factor	Level	Level	Line	Limit	Remark
MHz	dB		dB/m	dB	dBuV	dBuV/m	dBuV/m	dB
1	5458.208	8.11	34.57	42.35	60.08	60.41	74.00	-13.59 peak
2	5465.143	8.12	34.57	42.35	60.30	60.64	68.20	-7.56 peak
3 *	5570.000	8.19	34.67	42.36	96.23	96.73	68.20	28.53 peak





Test Mode: 20; Polarity: Horizontal; Modulation:802.11ax; Bandwidth:1600MHz; Channel:Middle

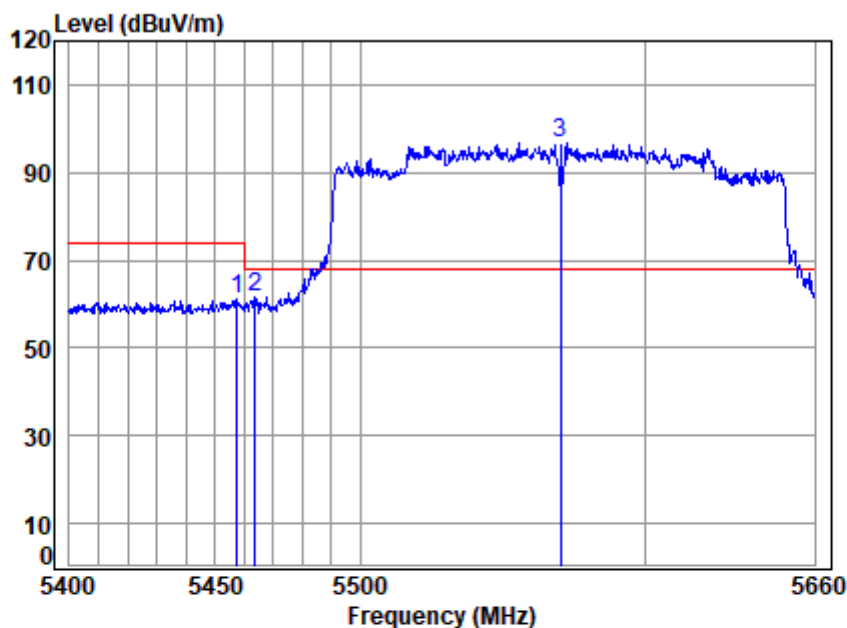


Site : chamber  
Condition: 3m HORIZONTAL  
Job No : 00984CR  
Mode : 5570 Band edge  
: 5G WIFI 11AX160

		Cable	Ant	Preamp	Read	Limit	Over	
	Freq	Loss	Factor	Factor	Level	Line	Limit	Remark
	MHz	dB	dB/m	dB	dBuV	dBuV/m	dBuV/m	dB
1	5458.722	8.11	34.57	42.35	51.37	51.70	54.00	-2.30 Average
2	5570.000	8.19	34.67	42.36	86.08	86.58	-----	----- Average



Test Mode: 20; Polarity: Vertical; Modulation:802.11ax; Bandwidth:1600MHz; Channel:Middle

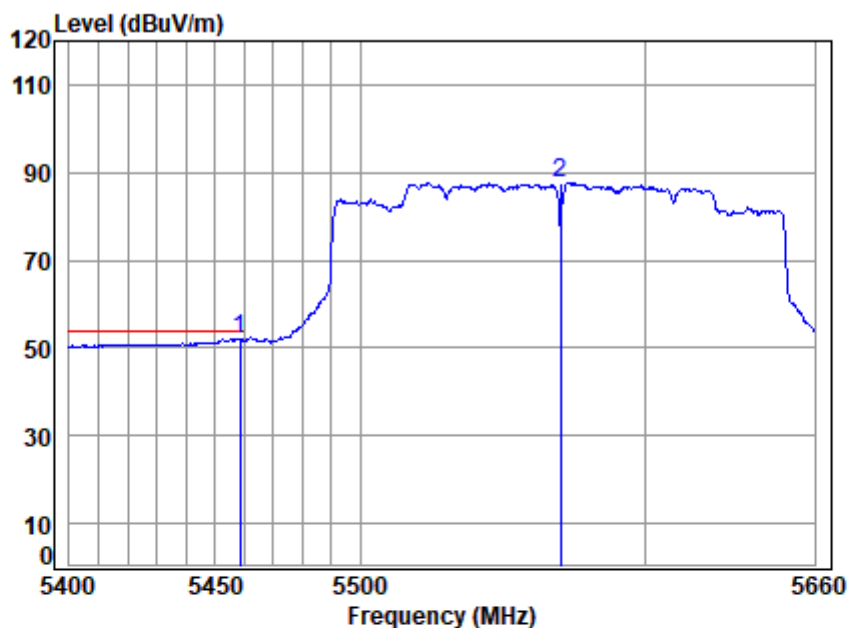


Site : chamber  
Condition: 3m VERTICAL  
Job No : 00984CR  
Mode : 5570 Band edge  
: 5G WIFI 11AX160

		Cable	Ant	Preamp	Read	Limit	Over	
Freq	Loss	Factor	Factor	Level	Level	Line	Limit	Remark
MHz	dB	dB/m	dB	dBuV	dBuV/m	dBuV/m	dB	
1	5457.438	8.11	34.57	42.35	60.93	61.26	74.00	-12.74 Peak
2	5463.858	8.12	34.57	42.35	61.48	61.82	68.20	-6.38 peak
3 *	5570.000	8.19	34.67	42.36	96.44	96.94	68.20	28.74 Peak



Test Mode: 20; Polarity: Vertical; Modulation:802.11ax; Bandwidth:1600MHz; Channel:Middle

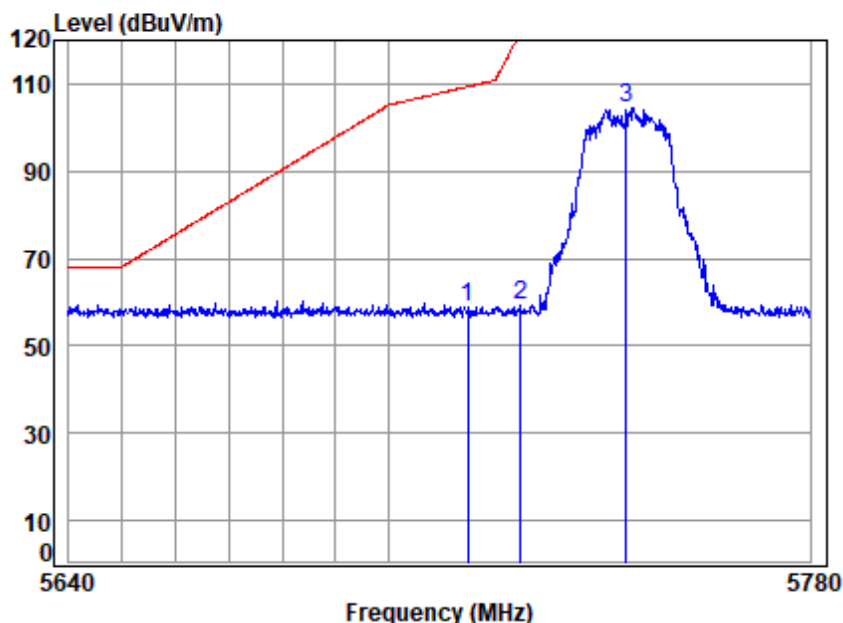


Site : chamber  
Condition: 3m VERTICAL  
Job No : 00984CR  
Mode : 5570 Band edge  
: 5G WIFI 11AX160

		Cable	Ant	Preamp	Read	Limit	Over	
	Freq	Loss	Factor	Factor	Level	Line	Limit	Remark
	MHz	dB	dB/m	dB	dBuV	dBuV/m	dBuV/m	dB
1	5458.465	8.11	34.57	42.35	51.84	52.17	54.00	-1.83 Average
2	5570.000	8.19	34.67	42.36	87.11	87.61	-----	----- Average



Test Mode: 21; Polarity: Horizontal; Modulation:802.11a; Bandwidth:20MHz; Channel:Low

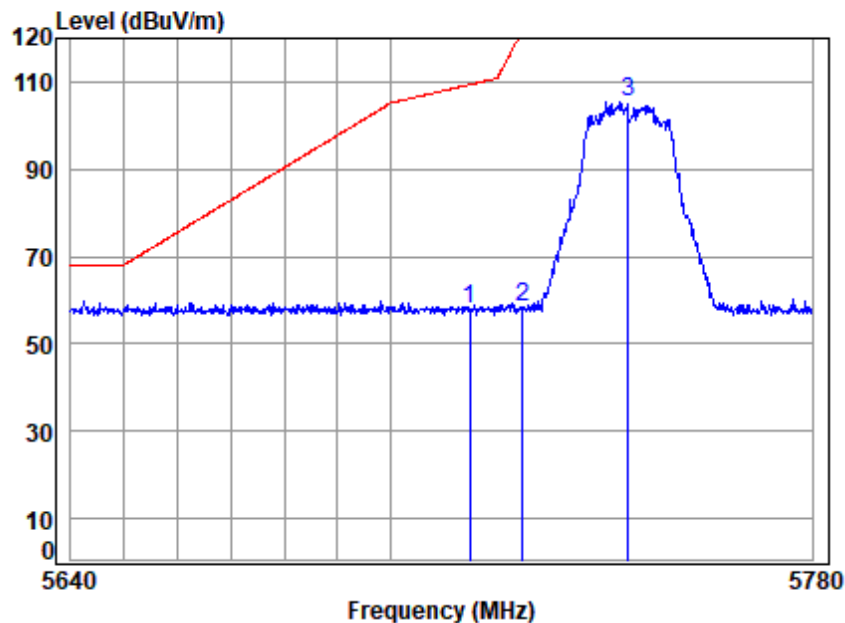


Site : chamber  
Condition: 3m HORIZONTAL  
Job No : 00984CR  
Mode : 5745 Band edge  
: 5G WIFI 11A20

		Cable	Ant	Preamp	Read	Limit	Over	
Freq		Loss	Factor	Factor	Level	Level	Line	Limit Remark
MHz		dB	dB/m	dB	dBuV	dBuV/m	dBuV/m	dB
1	5715.000	8.22	34.82	42.37	58.27	58.94	109.40	-50.46 peak
2	5725.000	8.22	34.83	42.37	58.73	59.41	122.20	-62.79 peak
3	5745.000	8.22	34.85	42.38	103.81	104.50	-----	----- peak



Test Mode: 21; Polarity: Vertical; Modulation:802.11a; Bandwidth:20MHz; Channel:Low



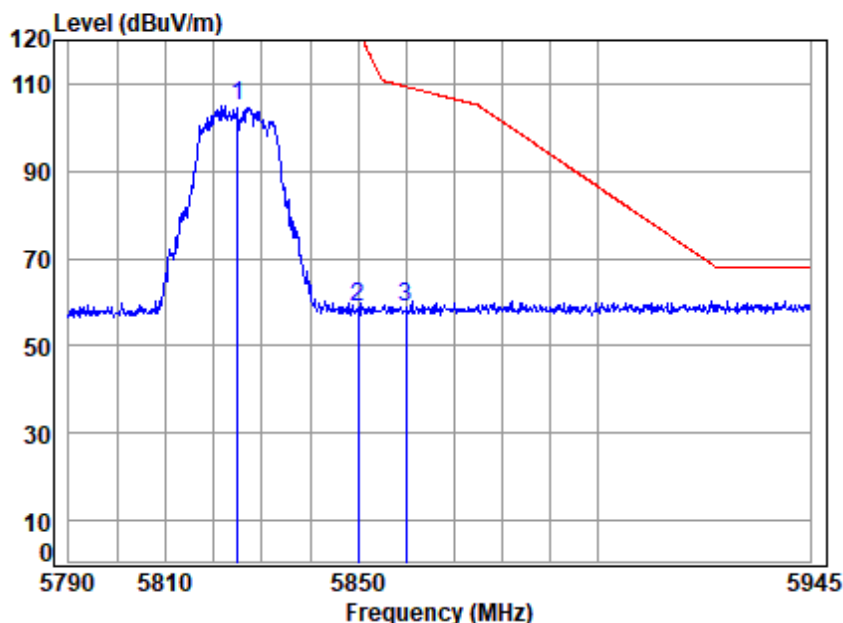
Site : chamber  
Condition: 3m VERTICAL  
Job No : 00984CR  
Mode : 5745 Band edge  
: 5G WIFI 11A20

		Cable	Ant	Preamp	Read	Limit	Over	
Freq		Loss	Factor	Factor	Level	Level	Line	Limit Remark
MHz		dB	dB/m	dB	dBuV	dBuV/m	dBuV/m	dB
1	5715.000	8.22	34.82	42.37	57.20	57.87	109.40	-51.53 peak
2	5725.000	8.22	34.83	42.37	57.84	58.52	122.20	-63.68 peak
3	5745.000	8.22	34.85	42.38	104.82	105.51	-----	----- peak





Test Mode: 21; Polarity: Horizontal; Modulation:802.11a; Bandwidth:20MHz; Channel:High

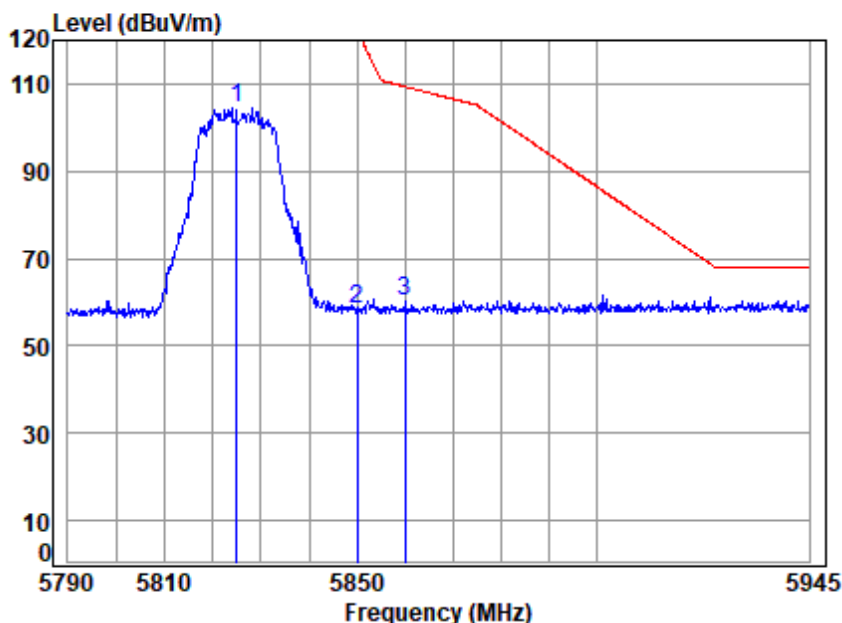


Site : chamber  
Condition: 3m HORIZONTAL  
Job No : 00984CR  
Mode : 5825 Band edge  
: 5G WIFI 11A20

		Cable	Ant	Preamp	Read	Limit	Over	
Freq		Loss	Factor	Factor	Level	Level	Line	Limit Remark
MHz		dB	dB/m	dB	dBuV	dBuV/m	dBuV/m	dB
1	5825.000	8.23	34.93	42.38	104.00	104.78	-----	----- peak
2	5850.000	8.24	34.95	42.39	57.84	58.64	122.20	-63.56 peak
3	5860.000	8.24	34.96	42.39	57.90	58.71	109.40	-50.69 peak



Test Mode: 21; Polarity: Vertical; Modulation:802.11a; Bandwidth:20MHz; Channel:High

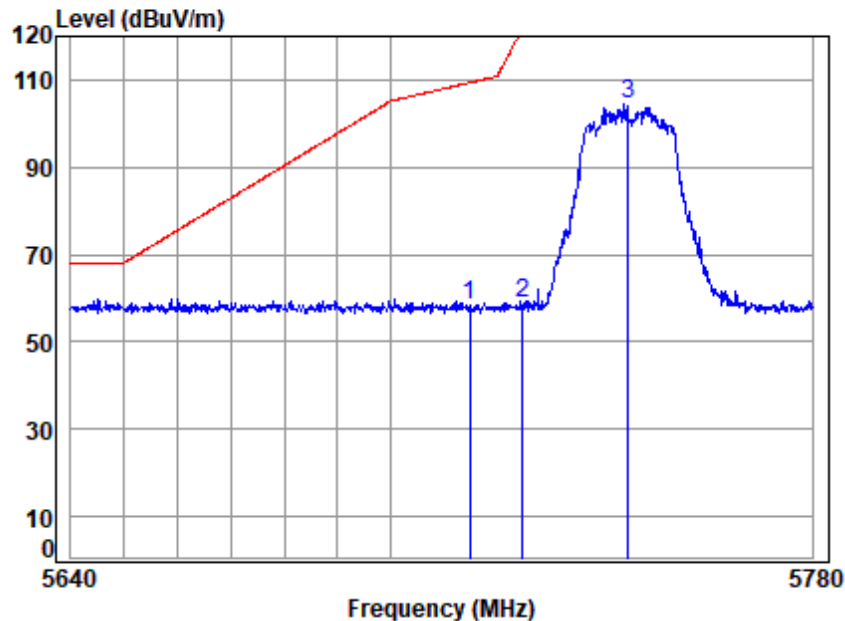


Site : chamber  
Condition: 3m VERTICAL  
Job No : 00984CR  
Mode : 5825 Band edge  
: 5G WIFI 11A20

		Cable	Ant	Preamp	Read		Limit	Over	
Freq		Loss	Factor	Factor	Level	Level	Line	Limit	Remark
MHz		dB	dB/m	dB	dBuV	dBuV/m	dBuV/m	dB	
1	5825.000	8.23	34.93	42.38	103.75	104.53	-----	-----	peak
2	5850.000	8.24	34.95	42.39	57.76	58.56	122.20	-63.64	peak
3	5860.000	8.24	34.96	42.39	59.26	60.07	109.40	-49.33	peak



Test Mode: 21; Polarity: Horizontal; Modulation:802.11n; Bandwidth:20MHz; Channel:Low

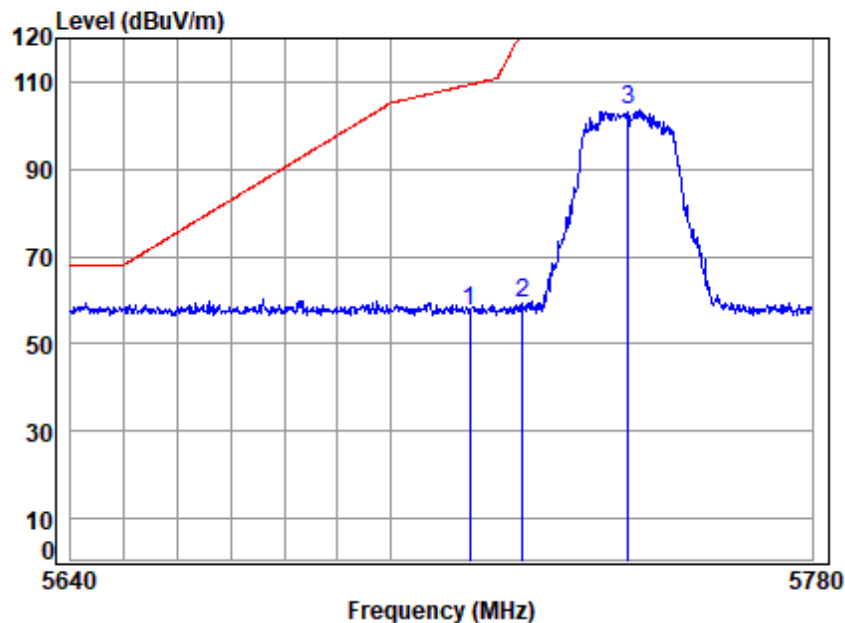


Site : chamber  
Condition: 3m HORIZONTAL  
Job No : 00984CR  
Mode : 5745 Band edge  
: 5G WIFI 11N20

		Cable	Ant	Preamp	Read	Limit	Over	
Freq		Loss	Factor	Factor	Level	Level	Line	Limit Remark
MHz		dB	dB/m	dB	dBuV	dBuV/m	dBuV/m	dB
1	5715.000	8.22	34.82	42.37	57.64	58.31	109.40	-51.09 peak
2	5725.000	8.22	34.83	42.37	58.21	58.89	122.20	-63.31 peak
3	5745.000	8.22	34.85	42.38	103.95	104.64	-----	----- peak



Test Mode: 21; Polarity: Vertical; Modulation:802.11n; Bandwidth:20MHz; Channel:Low

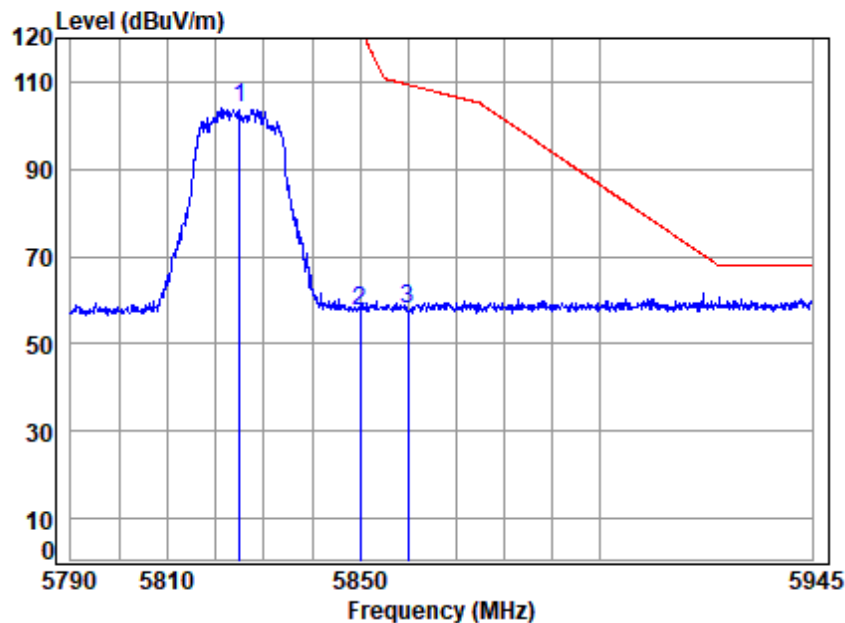


Site : chamber  
Condition: 3m VERTICAL  
Job No : 00984CR  
Mode : 5745 Band edge  
: 5G WIFI 11N20

		Cable	Ant	Preamp	Read	Limit	Over	
Freq		Loss	Factor	Factor	Level	Level	Line	Limit Remark
MHz		dB	dB/m	dB	dBuV	dBuV/m	dBuV/m	dB
1	5715.000	8.22	34.82	42.37	56.77	57.44	109.40	-51.96 peak
2	5725.000	8.22	34.83	42.37	58.55	59.23	122.20	-62.97 peak
3	5745.000	8.22	34.85	42.38	102.66	103.35	-----	----- peak



Test Mode: 21; Polarity: Horizontal; Modulation:802.11n; Bandwidth:20MHz; Channel:High



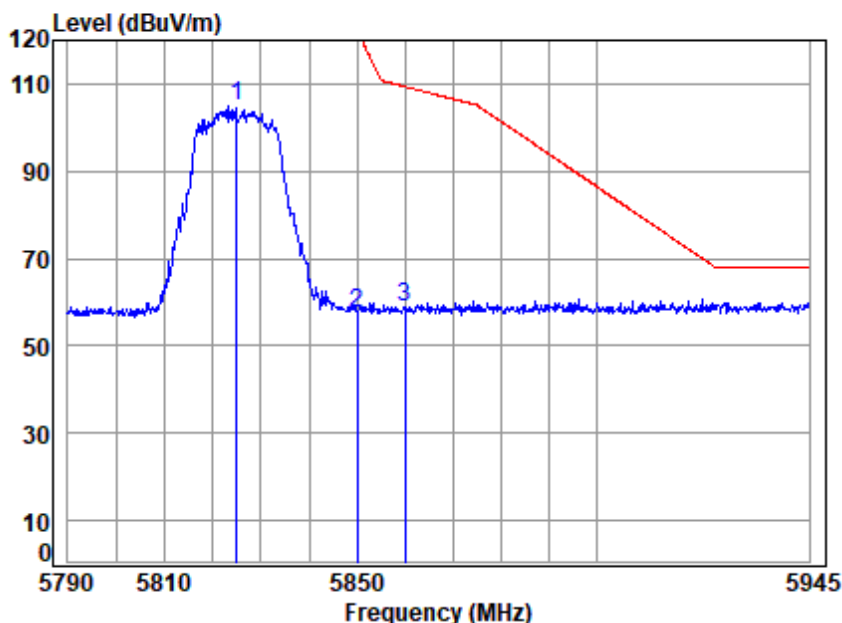
Site : chamber  
Condition: 3m HORIZONTAL  
Job No : 00984CR  
Mode : 5825 Band edge  
: 5G WIFI 11N20

		Cable	Ant	Preamp	Read		Limit	Over	
	Freq	Loss	Factor	Factor	Level	Level	Line	Limit	Remark
	MHz	dB	dB/m	dB	dBuV	dBuV/m	dBuV/m	dB	
1	5825.000	8.23	34.93	42.38	103.04	103.82	-----	-----	peak
2	5850.000	8.24	34.95	42.39	56.78	57.58	122.20	-64.62	peak
3	5860.000	8.24	34.96	42.39	57.18	57.99	109.40	-51.41	peak





Test Mode: 21; Polarity: Vertical; Modulation:802.11n; Bandwidth:20MHz; Channel:High

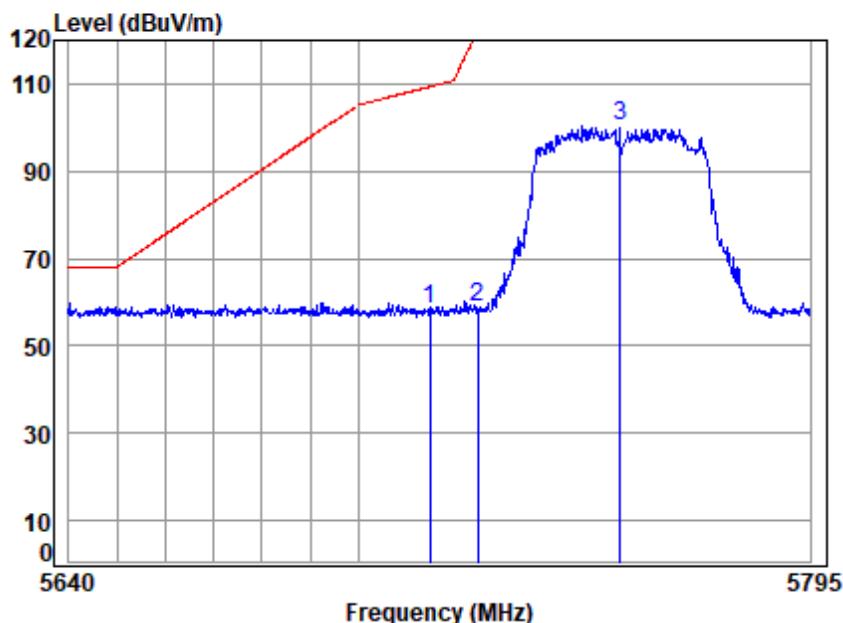


Site : chamber  
Condition: 3m VERTICAL  
Job No : 00984CR  
Mode : 5825 Band edge  
: 5G WIFI 11N20

		Cable	Ant	Preamp	Read	Limit	Over	
Freq		Loss	Factor	Factor	Level	Level	Line	Limit Remark
MHz		dB	dB/m	dB	dBuV	dBuV/m	dBuV/m	dB
1	5825.000	8.23	34.93	42.38	104.06	104.84	-----	----- peak
2	5850.000	8.24	34.95	42.39	56.86	57.66	122.20	-64.54 peak
3	5860.000	8.24	34.96	42.39	58.05	58.86	109.40	-50.54 peak



Test Mode: 21; Polarity: Horizontal; Modulation:802.11n; Bandwidth:40MHz; Channel:Low

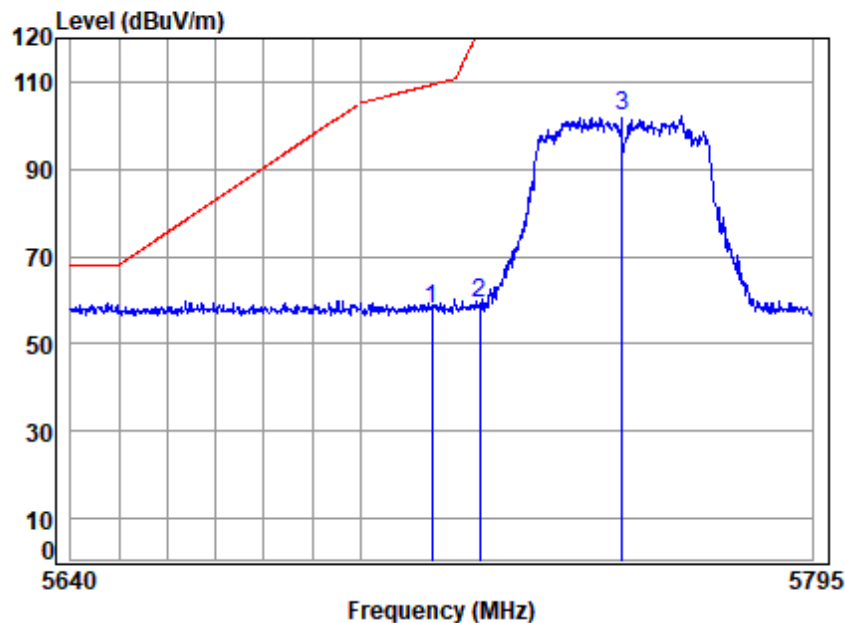


Site : chamber  
Condition: 3m HORIZONTAL  
Job No : 00984CR  
Mode : 5755 Band edge  
: 5G WIFI 11N40

		Cable	Ant	Preamp	Read	Limit	Over	
Freq		Loss	Factor	Factor	Level	Level	Line	Limit Remark
MHz		dB	dB/m	dB	dBuV	dBuV/m	dBuV/m	dB
1	5715.000	8.22	34.82	42.37	57.89	58.56	109.40	-50.84 peak
2	5725.000	8.22	34.83	42.37	58.17	58.85	122.20	-63.35 peak
3	5755.000	8.22	34.86	42.38	99.61	100.31	-----	----- peak



Test Mode: 21; Polarity: Vertical; Modulation:802.11n; Bandwidth:40MHz; Channel:Low

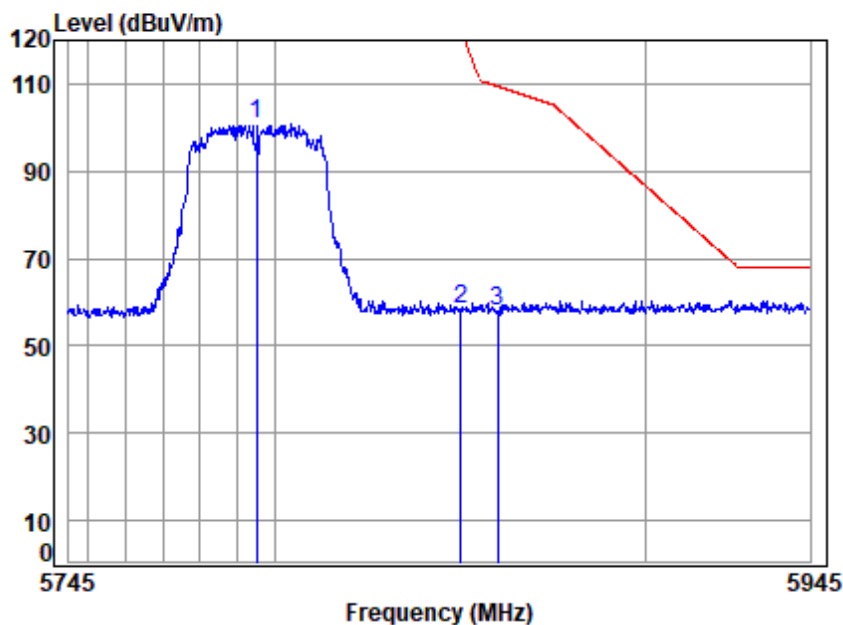


Site : chamber  
Condition: 3m VERTICAL  
Job No : 00984CR  
Mode : 5755 Band edge  
: 5G WIFI 11N40

		Cable	Ant	Preamp	Read	Limit	Over	
Freq		Loss	Factor	Factor	Level	Level	Line	Limit Remark
MHz		dB	dB/m	dB	dBuV	dBuV/m	dBuV/m	dB
1	5715.000	8.22	34.82	42.37	57.16	57.83	109.40	-51.57 peak
2	5725.000	8.22	34.83	42.37	58.58	59.26	122.20	-62.94 peak
3	5755.000	8.22	34.86	42.38	101.32	102.02	-----	----- peak



Test Mode: 21; Polarity: Horizontal; Modulation:802.11n; Bandwidth:40MHz; Channel:High

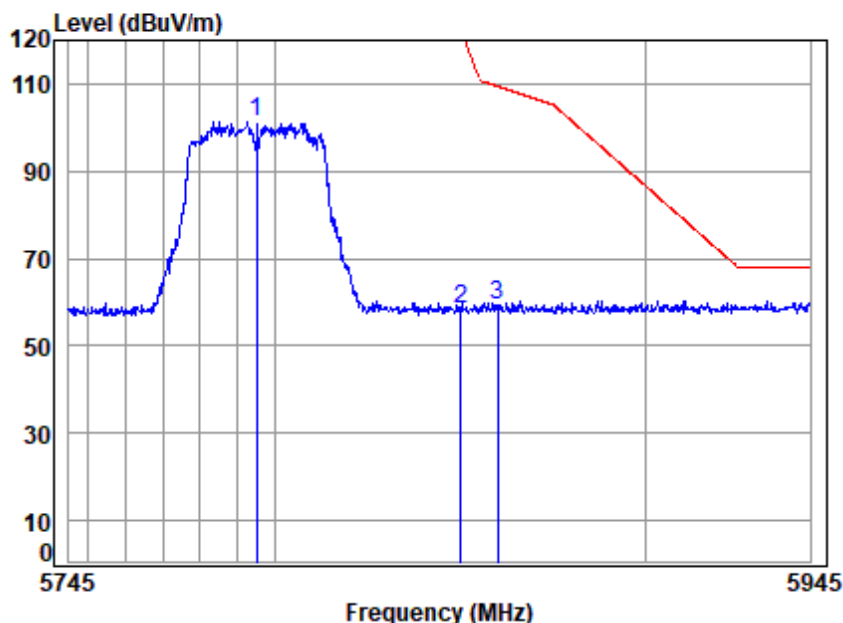


Site : chamber  
Condition: 3m HORIZONTAL  
Job No : 00984CR  
Mode : 5795 Band edge  
: 5G WIFI 11N40

		Cable	Ant	Preamp	Read	Limit	Over	
Freq		Loss	Factor	Factor	Level	Level	Line	Limit Remark
MHz		dB	dB/m	dB	dBuV	dBuV/m	dBuV/m	dB
1	5795.000	8.23	34.90	42.38	100.05	100.80	-----	----- peak
2	5850.000	8.24	34.95	42.39	57.65	58.45	122.20	-63.75 peak
3	5860.000	8.24	34.96	42.39	57.01	57.82	109.40	-51.58 peak



Test Mode: 21; Polarity: Vertical; Modulation:802.11n; Bandwidth:40MHz; Channel:High



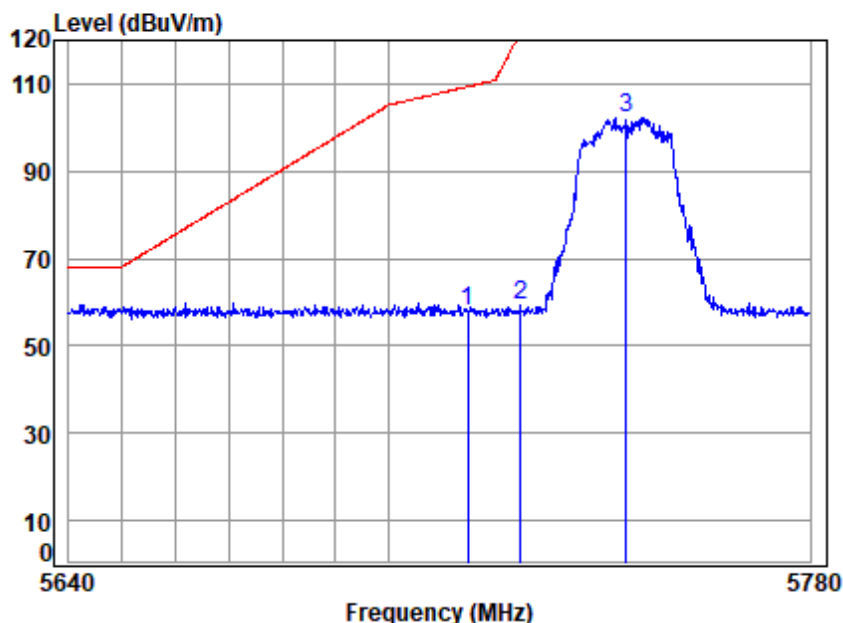
Site : chamber  
Condition: 3m VERTICAL  
Job No : 00984CR  
Mode : 5795 Band edge  
: 5G WIFI 11N40

		Cable	Ant	Preamp	Read	Limit	Over	
Freq		Loss	Factor	Factor	Level	Level	Line	Limit Remark
MHz		dB	dB/m	dB	dBuV	dBuV/m	dBuV/m	dB
1	5795.000	8.23	34.90	42.38	100.57	101.32	-----	----- peak
2	5850.000	8.24	34.95	42.39	57.45	58.25	122.20	-63.95 peak
3	5860.000	8.24	34.96	42.39	58.30	59.11	109.40	-50.29 peak





Test Mode: 21; Polarity: Horizontal; Modulation:802.11ac; Bandwidth:20MHz; Channel:Low

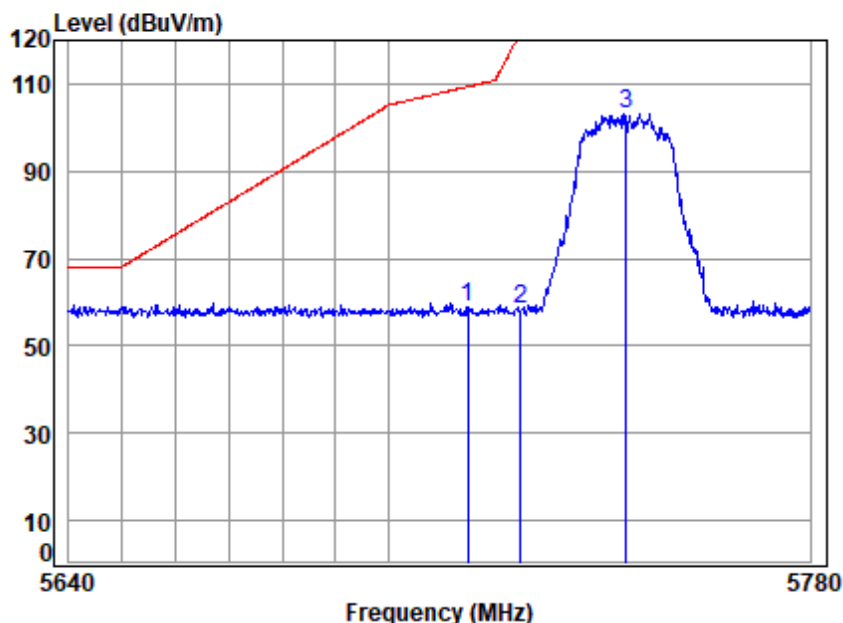


Site : chamber  
Condition: 3m HORIZONTAL  
Job No : 00984CR  
Mode : 5745 Band edge  
: 5G WIFI 11AC20

		Cable	Ant	Preamp	Read	Limit	Over	
Freq		Loss	Factor	Factor	Level	Level	Line	Limit Remark
MHz		dB	dB/m	dB	dBuV	dBuV/m	dBuV/m	dB
1	5715.000	8.22	34.82	42.37	57.49	58.16	109.40	-51.24 peak
2	5725.000	8.22	34.83	42.37	58.58	59.26	122.20	-62.94 peak
3	5745.000	8.22	34.85	42.38	101.60	102.29	-----	----- peak



Test Mode: 21; Polarity: Vertical; Modulation:802.11ac; Bandwidth:20MHz; Channel:Low

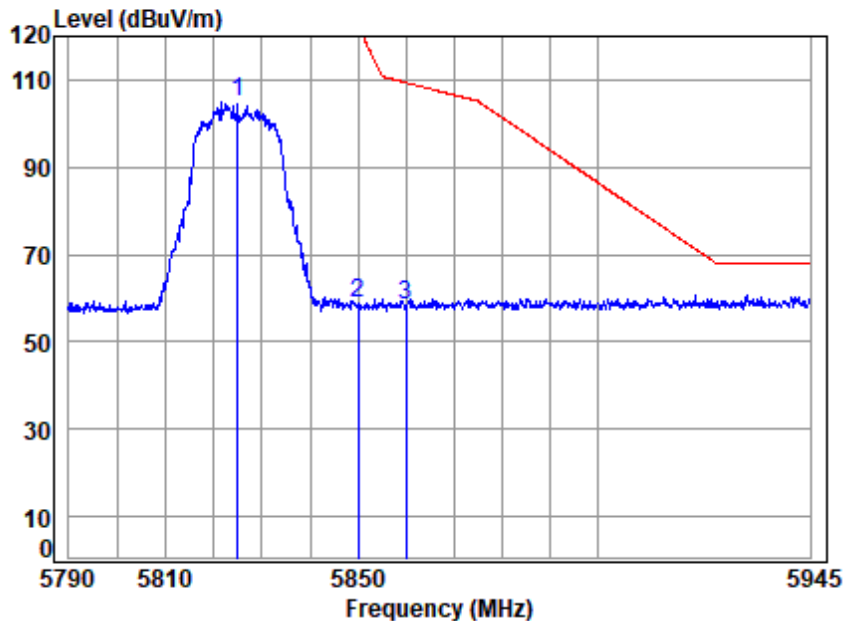


Site : chamber  
Condition: 3m VERTICAL  
Job No : 00984CR  
Mode : 5745 Band edge  
: 5G WIFI 11AC20

		Cable	Ant	Preamp	Read	Limit	Over	
Freq		Loss	Factor	Factor	Level	Level	Line	Limit Remark
MHz		dB	dB/m	dB	dBuV	dBuV/m	dBuV/m	dB
1	5715.000	8.22	34.82	42.37	58.12	58.79	109.40	-50.61 peak
2	5725.000	8.22	34.83	42.37	57.56	58.24	122.20	-63.96 peak
3	5745.000	8.22	34.85	42.38	102.51	103.20	-----	----- peak



Test Mode: 21; Polarity: Horizontal; Modulation:802.11ac; Bandwidth:20MHz; Channel:High

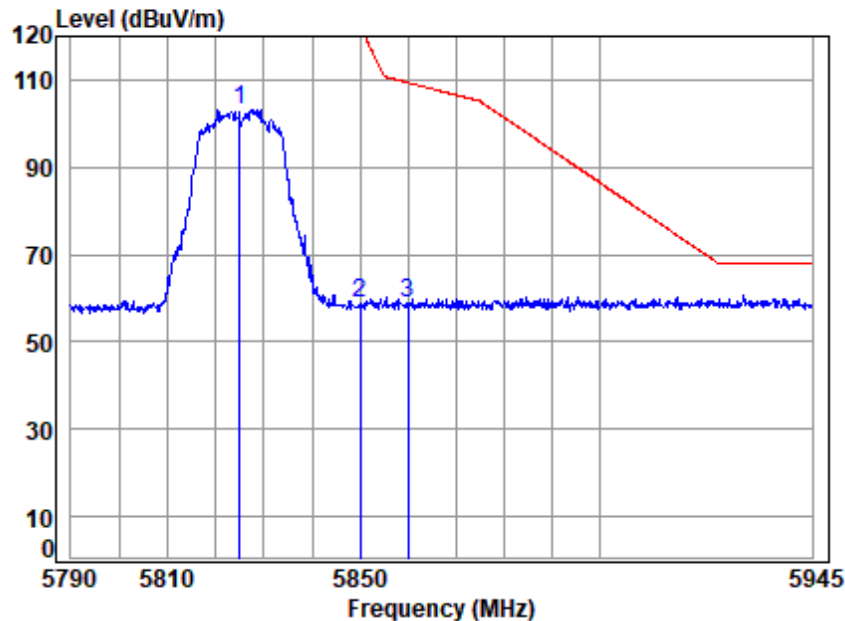


Site : chamber  
Condition: 3m HORIZONTAL  
Job No : 00984CR  
Mode : 5825 Band edge  
: 5G WIFI 11AC20

		Cable	Ant	Preamp	Read	Limit	Over	
Freq		Loss	Factor	Factor	Level	Level	Line	Limit Remark
MHz		dB	dB/m	dB	dBuV	dBuV/m	dBuV/m	dB
1	5825.000	8.23	34.93	42.38	103.95	104.73	-----	----- peak
2	5850.000	8.24	34.95	42.39	58.20	59.00	122.20	-63.20 peak
3	5860.000	8.24	34.96	42.39	57.72	58.53	109.40	-50.87 peak



Test Mode: 21; Polarity: Vertical; Modulation:802.11ac; Bandwidth:20MHz; Channel:High

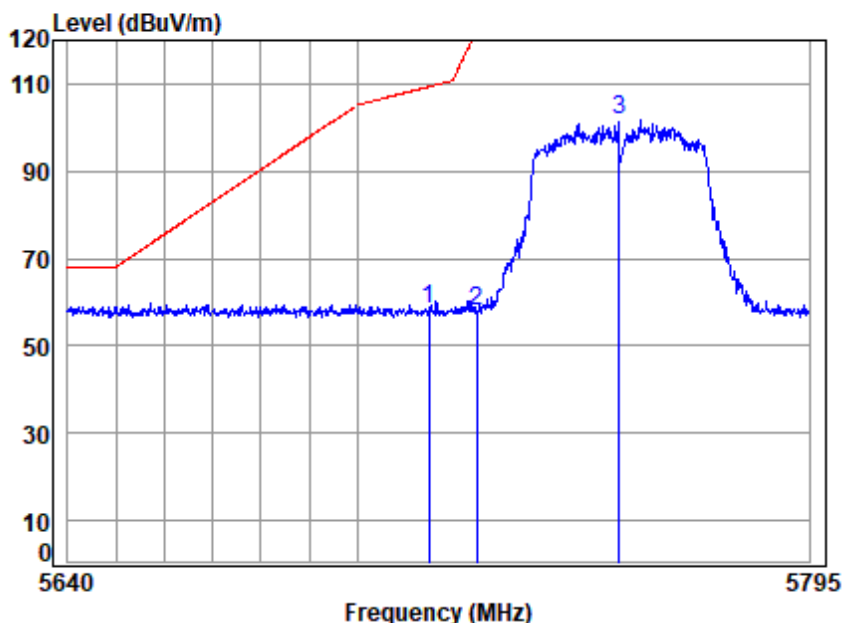


Site : chamber  
Condition: 3m VERTICAL  
Job No : 00984CR  
Mode : 5825 Band edge  
: 5G WIFI 11AC20

		Cable	Ant	Preamp	Read		Limit	Over	
Freq		Loss	Factor	Factor	Level	Level	Line	Limit	Remark
MHz		dB	dB/m	dB	dBuV	dBuV/m	dBuV/m	dB	
1	5825.000	8.23	34.93	42.38	102.37	103.15	-----	-----	peak
2	5850.000	8.24	34.95	42.39	58.01	58.81	122.20	-63.39	peak
3	5860.000	8.24	34.96	42.39	58.06	58.87	109.40	-50.53	peak



Test Mode: 21; Polarity: Horizontal; Modulation:802.11ac; Bandwidth:40MHz; Channel:Low



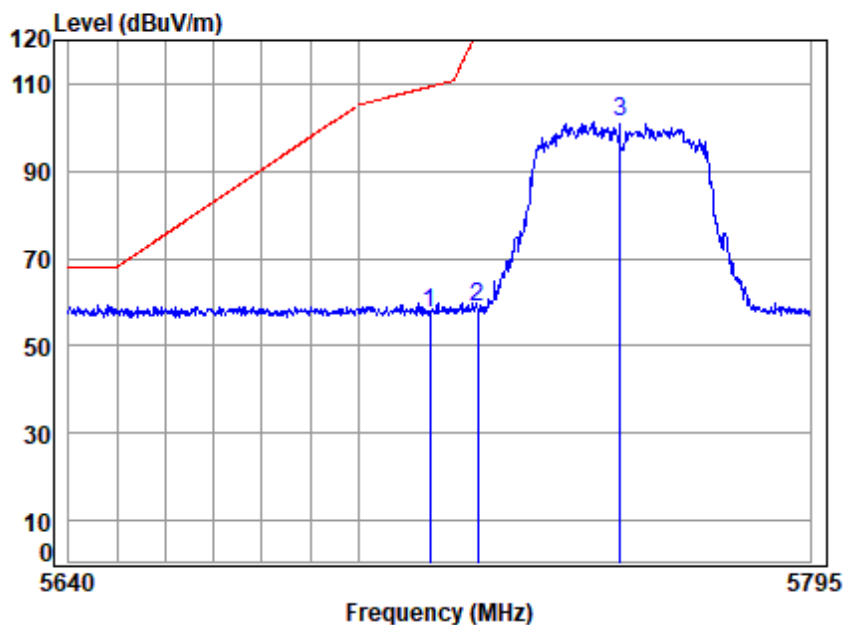
Site : chamber  
Condition: 3m HORIZONTAL  
Job No : 00984CR  
Mode : 5755 Band edge  
: 5G WIFI 11AC40

		Cable	Ant	Preamp	Read	Limit	Over	
Freq		Loss	Factor	Factor	Level	Level	Line	Limit Remark
MHz		dB	dB/m	dB	dBuV	dBuV/m	dBuV/m	dB
1	5715.000	8.22	34.82	42.37	57.57	58.24	109.40	-51.16 peak
2	5725.000	8.22	34.83	42.37	57.45	58.13	122.20	-64.07 peak
3	5755.000	8.22	34.86	42.38	100.91	101.61	-----	----- peak





Test Mode: 21; Polarity: Vertical; Modulation:802.11ac; Bandwidth:40MHz; Channel:Low

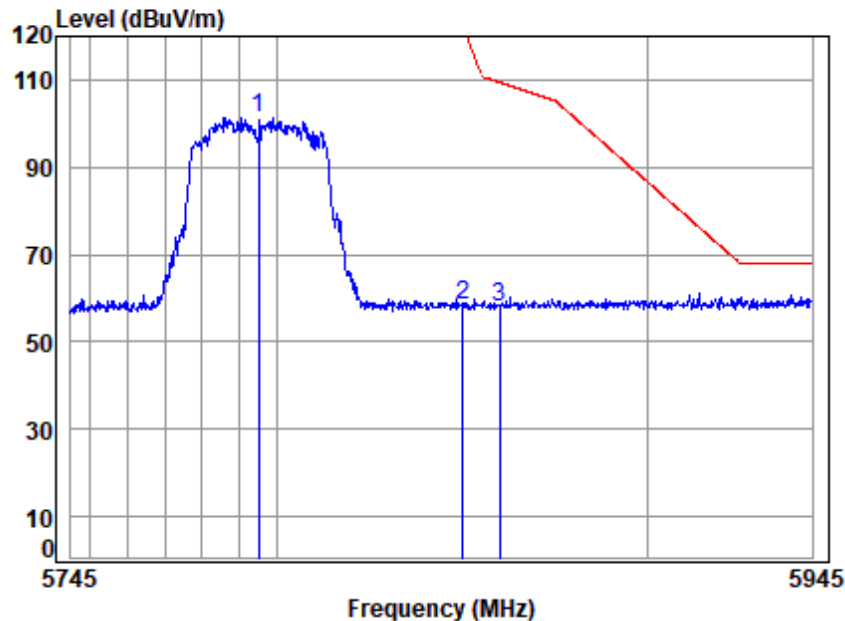


Site : chamber  
Condition: 3m VERTICAL  
Job No : 00984CR  
Mode : 5755 Band edge  
: 5G WIFI 11AC40

		Cable	Ant	Preamp	Read	Limit	Over	
	Freq	Loss	Factor	Factor	Level	Level	Line	Limit Remark
	MHz	dB	dB/m	dB	dBuV	dBuV/m	dBuV/m	dB
1	5715.000	8.22	34.82	42.37	56.69	57.36	109.40	-52.04 peak
2	5725.000	8.22	34.83	42.37	58.28	58.96	122.20	-63.24 peak
3	5755.000	8.22	34.86	42.38	100.54	101.24	-----	----- peak



Test Mode: 21; Polarity: Horizontal; Modulation:802.11ac; Bandwidth:40MHz; Channel:High

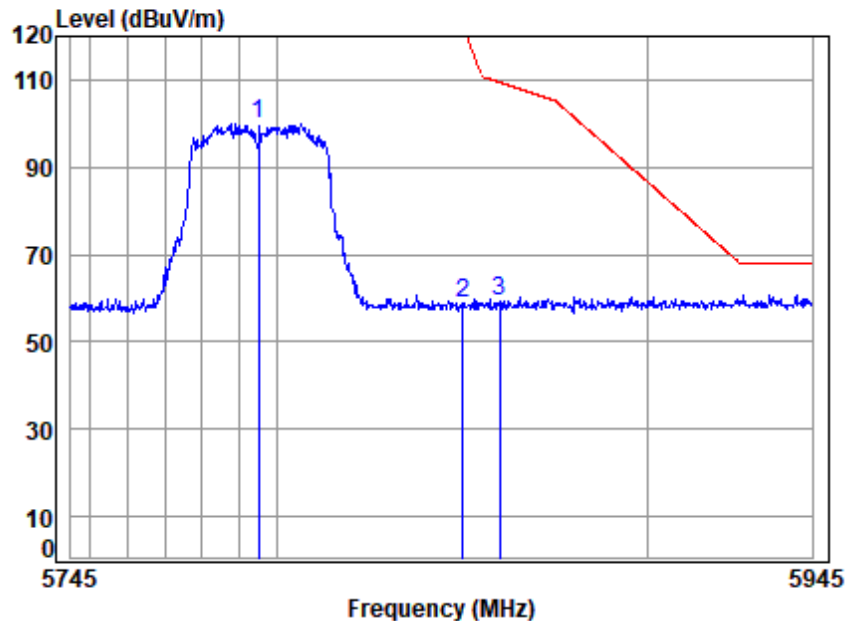


Site : chamber  
Condition: 3m HORIZONTAL  
Job No : 00984CR  
Mode : 5795 Band edge  
: 5G WIFI 11AC40

		Cable	Ant	Preamp	Read	Limit	Over	
Freq		Loss	Factor	Factor	Level	Level	Line	Limit Remark
MHz		dB	dB/m	dB	dBuV	dBuV/m	dBuV/m	dB
1	5795.000	8.23	34.90	42.38	100.49	101.24	-----	----- peak
2	5850.000	8.24	34.95	42.39	57.45	58.25	122.20	-63.95 peak
3	5860.000	8.24	34.96	42.39	57.09	57.90	109.40	-51.50 peak



Test Mode: 21; Polarity: Vertical; Modulation:802.11ac; Bandwidth:40MHz; Channel:High

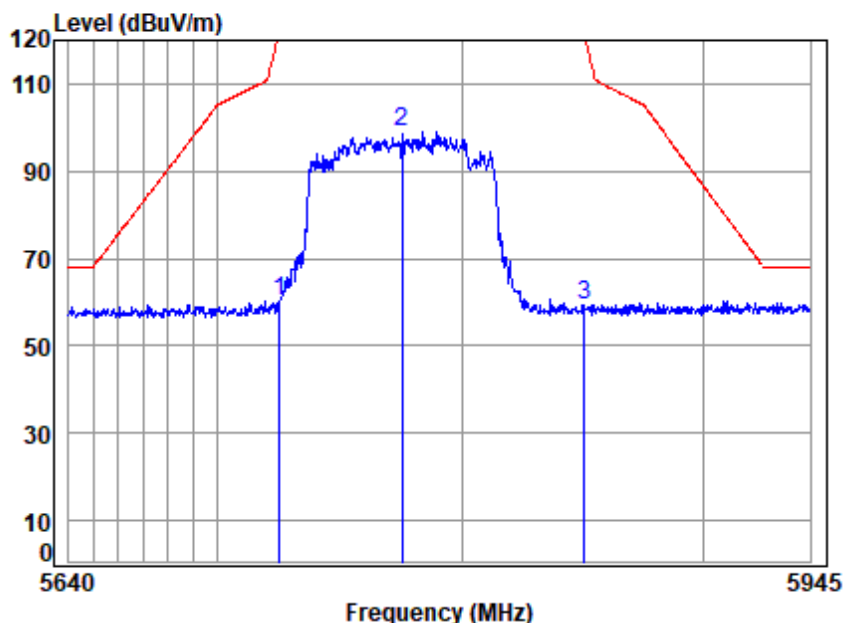


Site : chamber  
Condition: 3m VERTICAL  
Job No : 00984CR  
Mode : 5795 Band edge  
: 5G WIFI 11AC40

		Cable	Ant	Preamp	Read	Limit	Over	
Freq		Loss	Factor	Factor	Level	Level	Line	Limit Remark
MHz		dB	dB/m	dB	dBuV	dBuV/m	dBuV/m	dB
1	5795.000	8.23	34.90	42.38	99.34	100.09	-----	----- peak
2	5850.000	8.24	34.95	42.39	57.84	58.64	122.20	-63.56 peak
3	5860.000	8.24	34.96	42.39	58.72	59.53	109.40	-49.87 peak



Test Mode: 21; Polarity: Horizontal; Modulation:802.11ac; Bandwidth:80MHz; Channel:middle

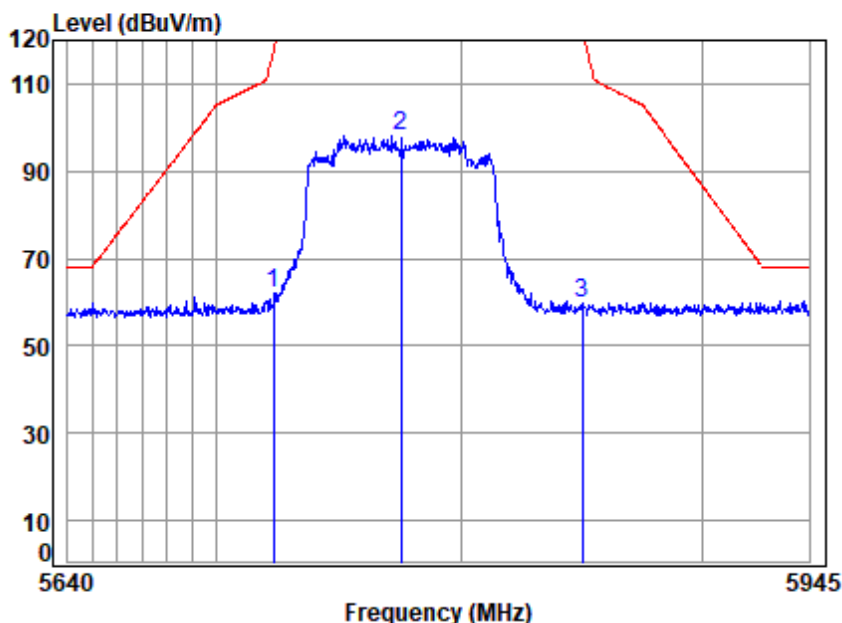


Site : chamber  
Condition: 3m HORIZONTAL  
Job No : 00984CR  
Mode : 5775 Band edge  
: 5G WIFI 11AC80

		Cable	Ant	Preamp	Read	Limit	Over	
Freq		Loss	Factor	Factor	Level	Level	Line	Limit Remark
MHz		dB	dB/m	dB	dBuV	dBuV/m	dBuV/m	dB
1	5724.993	8.22	34.83	42.37	59.45	60.13	122.18	-62.05 peak
2	5775.000	8.22	34.88	42.38	98.40	99.12	-----	----- peak
3	5850.575	8.24	34.96	42.39	58.52	59.33	120.89	-61.56 peak



Test Mode: 21; Polarity: Vertical; Modulation:802.11ac; Bandwidth:80MHz; Channel:middle



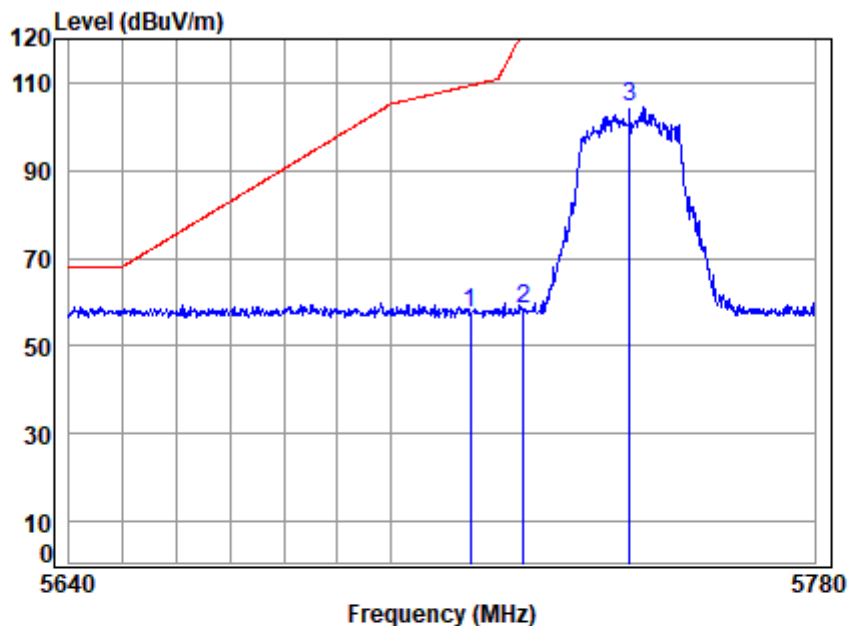
Site : chamber  
Condition: 3m VERTICAL  
Job No : 00984CR  
Mode : 5775 Band edge  
: 5G WIFI 11AC80

		Cable	Ant	Preamp	Read	Limit	Over	
Freq		Loss	Factor	Factor	Level	Level	Line	Limit Remark
MHz		dB	dB/m	dB	dBuV	dBuV/m	dBuV/m	dB
1	5723.184	8.22	34.83	42.37	61.58	62.26	118.06	-55.80 peak
2	5775.000	8.22	34.88	42.38	97.47	98.19	-----	----- peak
3	5849.958	8.24	34.95	42.39	58.94	59.74	-----	----- peak





Test Mode: 21; Polarity: Horizontal; Modulation:802.11ax; Bandwidth:20MHz; Channel:Low



Site : chamber  
Condition: 3m HORIZONTAL  
Job No : 00984CR  
Mode : 5745 Band edge  
: 5G WIFI 11AX20

		Cable	Ant	Preamp	Read	Limit	Over	
Freq	Loss	Factor	Factor	Level	Level	Line	Limit	Remark
MHz	dB	dB/m	dB	dBuV	dBuV/m	dBuV/m	dB	
1	5715.000	8.22	34.82	42.37	56.84	57.51	109.40	-51.89 peak
2	5725.000	8.22	34.83	42.37	57.92	58.60	122.20	-63.60 peak
3	5745.000	8.22	34.85	42.38	103.85	104.54	-----	----- peak

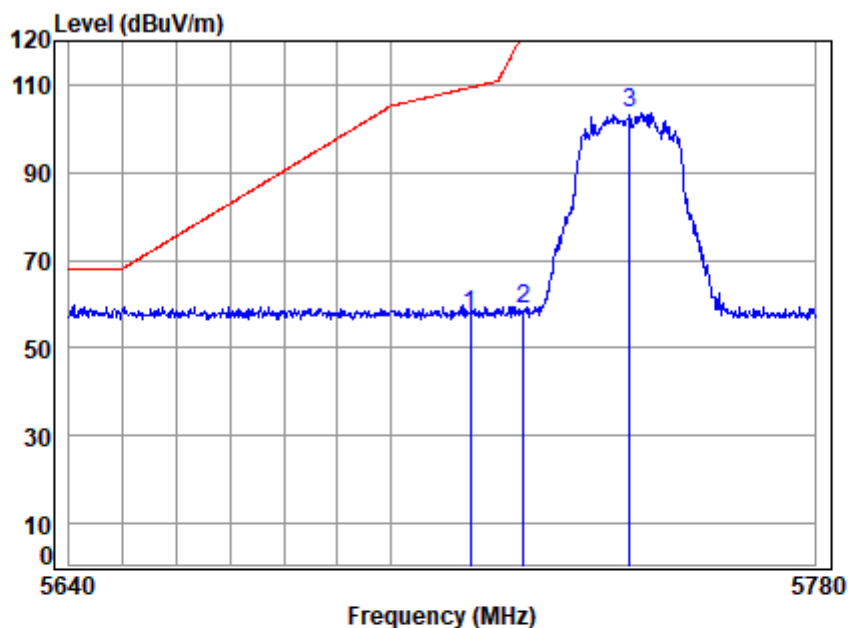


Unless otherwise agreed in writing, this document is issued by the Company subject to its General Conditions of Service printed overleaf, available on request or accessible at <http://www.sgs.com/en/Terms-and-Conditions.aspx> and, for electronic format documents, subject to Terms and Conditions for Electronic Documents at <http://www.sgs.com/en/Terms-and-Conditions/Terms-e-Documents.aspx>. Attention is drawn to the limitation of liability, indemnification and jurisdiction issues defined therein. Any holder of this document is advised that information contained hereon reflects the Company's findings at the time of its intervention only and within the limits of Client's instructions, if any. The Company's sole responsibility is to its Client and this document does not exonerate parties to a transaction from exercising all their rights and obligations under the transaction documents. This document cannot be reproduced except in full, without prior written approval of the Company. Any unauthorized alteration, forgery or falsification of the content or appearance of this document is unlawful and offenders may be prosecuted to the fullest extent of the law. Unless otherwise stated the results shown in this test report refer only to the sample(s) tested and such sample(s) are retained for 30 days only.  
Attention: To check the authenticity of testing / inspection report & certificate, please contact us at telephone: (86-755) 8307 1443, or email: [CN.Doccheck@sgs.com](mailto:CN.Doccheck@sgs.com)

SGS-CSTC Standards Technical Services Co., Ltd.  
Shenzhen Branch

No.1 Workshop, M-10, Middle Section, Science & Technology Park, Shenzhen, China 518057 t (86-755) 26012053 f (86-755) 26710594 www.sgs.com.cn  
中国·深圳·科技园中区M-10栋一号厂房 邮编: 518057 t (86-755) 26012053 f (86-755) 26710594 sgs.china@sgs.com

Test Mode: 21; Polarity: Vertical; Modulation:802.11ax; Bandwidth:20MHz; Channel:Low

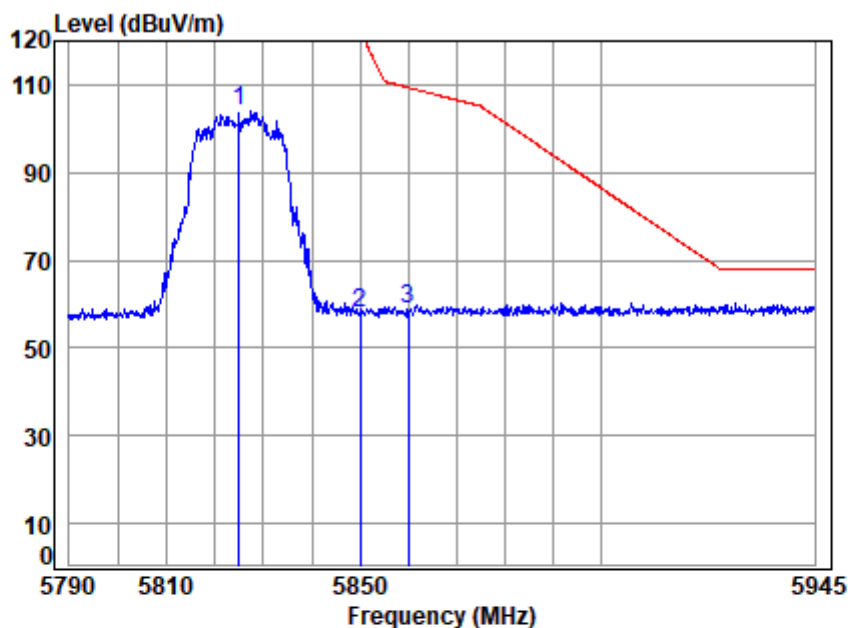


Site : chamber  
Condition: 3m VERTICAL  
Job No : 00984CR  
Mode : 5745 Band edge  
: 5G WIFI 11AX20

	Cable	Ant	Preamp	Read	Limit	Over	
Freq	Loss	Factor	Factor	Level	Level	Line	Limit Remark
MHz	dB	dB/m	dB	dBuV	dBuV/m	dBuV/m	dB
1 5715.000	8.22	34.82	42.37	56.95	57.62	109.40	-51.78 peak
2 5725.000	8.22	34.83	42.37	58.00	58.68	122.20	-63.52 peak
3 5745.000	8.22	34.85	42.38	103.10	103.79	-----	----- peak



Test Mode: 21; Polarity: Horizontal; Modulation:802.11ax; Bandwidth:20MHz; Channel:High

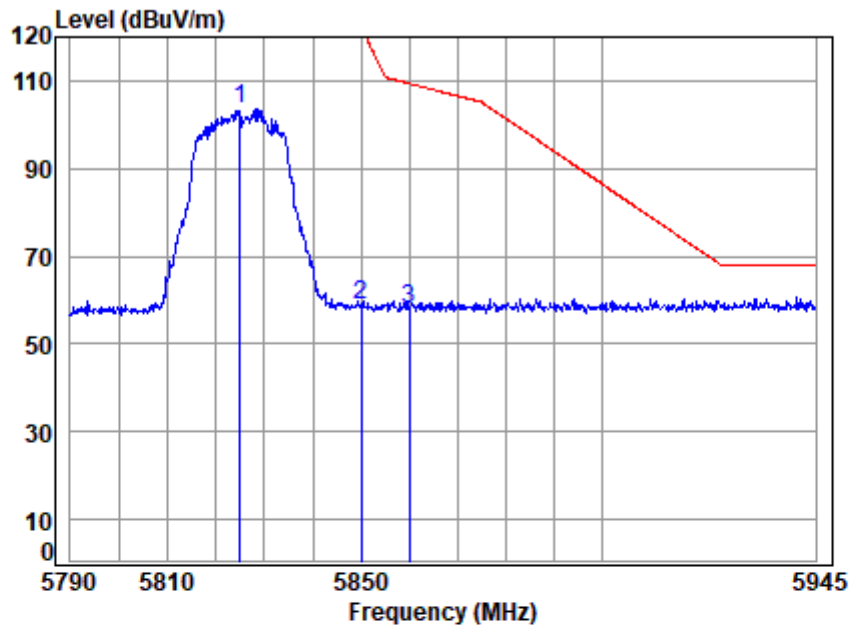


Site : chamber  
Condition: 3m HORIZONTAL  
Job No : 00984CR  
Mode : 5825 Band edge  
: 5G WIFI 11AX20

		Cable	Ant	Preamp	Read	Limit	Over	
	Freq	Loss	Factor	Factor	Level	Level	Line	Limit Remark
	MHz	dB	dB/m	dB	dBuV	dBuV/m	dBuV/m	dB
1	5825.000	8.23	34.93	42.38	103.15	103.93	-----	----- peak
2	5850.000	8.24	34.95	42.39	57.02	57.82	122.20	-64.38 peak
3	5860.000	8.24	34.96	42.39	58.21	59.02	109.40	-50.38 peak



Test Mode: 21; Polarity: Vertical; Modulation:802.11ax; Bandwidth:20MHz; Channel:High

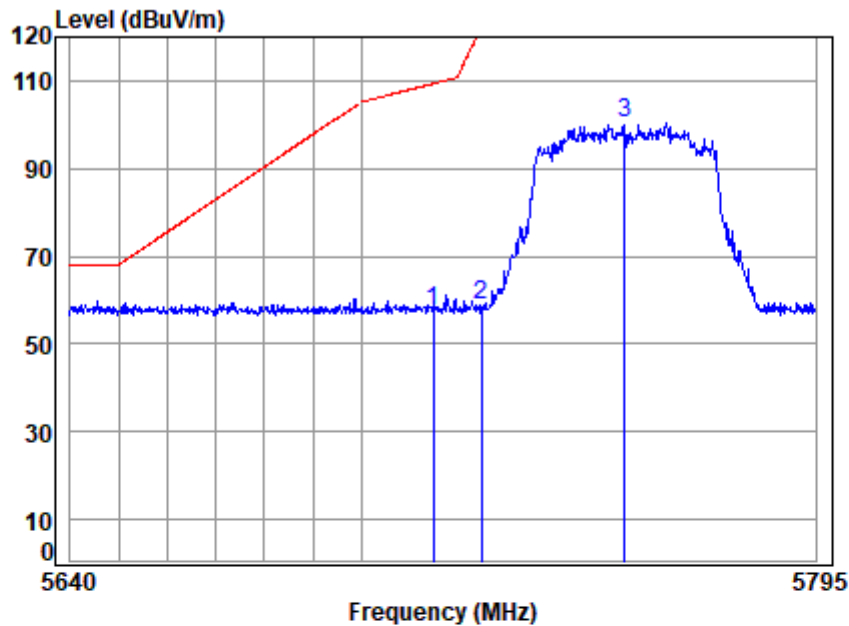


Site : chamber  
Condition: 3m VERTICAL  
Job No : 00984CR  
Mode : 5825 Band edge  
: 5G WIFI 11AX20

		Cable	Ant	Preamp	Read	Limit	Over	
	Freq	Loss	Factor	Factor	Level	Level	Line	Limit Remark
	MHz	dB	dB/m	dB	dBuV	dBuV/m	dBuV/m	dB
1	5825.000	8.23	34.93	42.38	102.70	103.48	-----	----- peak
2	5850.000	8.24	34.95	42.39	57.85	58.65	122.20	-63.55 peak
3	5860.000	8.24	34.96	42.39	57.08	57.89	109.40	-51.51 peak



Test Mode: 21; Polarity: Horizontal; Modulation:802.11ax; Bandwidth:40MHz; Channel:Low



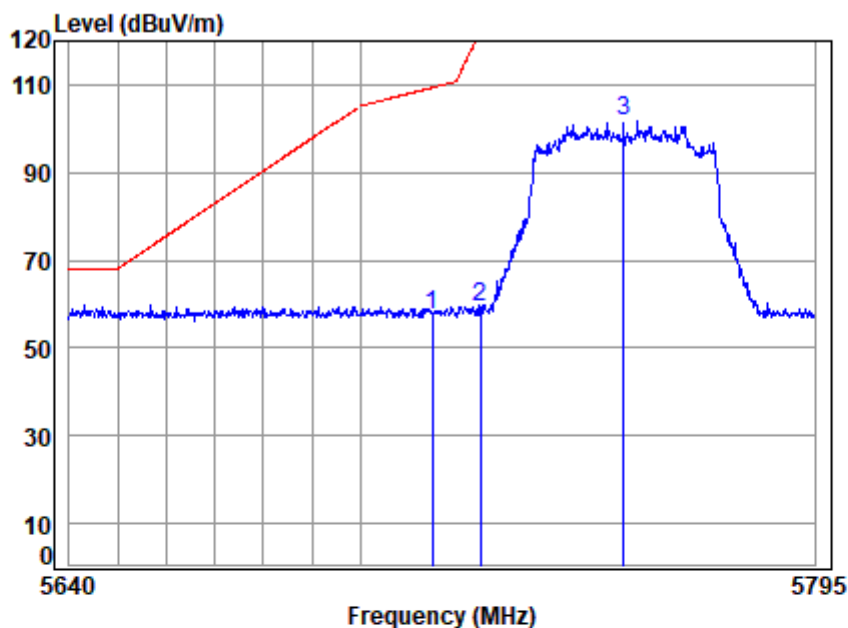
Site : chamber  
Condition: 3m HORIZONTAL  
Job No : 00984CR  
Mode : 5755 Band edge  
: 5G WIFI 11AX40

		Cable	Ant	Preamp	Read	Limit	Over	
	Freq	Loss	Factor	Factor	Level	Level	Line	Limit Remark
	MHz	dB	dB/m	dB	dBuV	dBuV/m	dBuV/m	dB
1	5715.000	8.22	34.82	42.37	56.99	57.66	109.40	-51.74 peak
2	5725.000	8.22	34.83	42.37	58.04	58.72	122.20	-63.48 peak
3	5755.000	8.22	34.86	42.38	99.73	100.43	-----	----- peak





Test Mode: 21; Polarity: Vertical; Modulation:802.11ax; Bandwidth:40MHz; Channel:Low

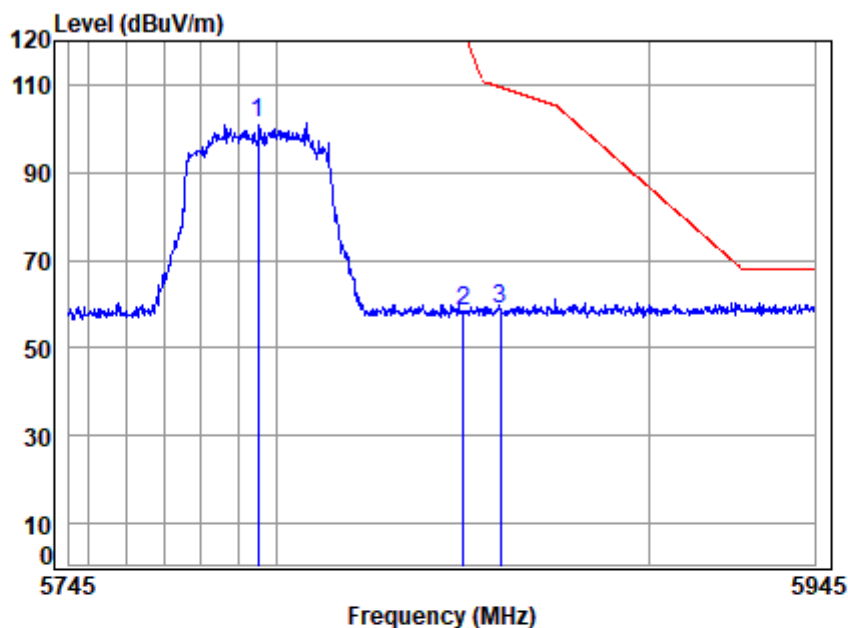


Site : chamber  
Condition: 3m VERTICAL  
Job No : 00984CR  
Mode : 5755 Band edge  
: 5G WIFI 11AX40

		Cable	Ant	Preamp	Read	Limit	Over	
	Freq	Loss	Factor	Factor	Level	Level	Line	Limit Remark
	MHz	dB	dB/m	dB	dBuV	dBuV/m	dBuV/m	dB
1	5715.000	8.22	34.82	42.37	56.62	57.29	109.40	-52.11 peak
2	5725.000	8.22	34.83	42.37	58.42	59.10	122.20	-63.10 peak
3	5755.000	8.22	34.86	42.38	100.90	101.60	-----	----- peak



Test Mode: 21; Polarity: Horizontal; Modulation:802.11ax; Bandwidth:40MHz; Channel:High

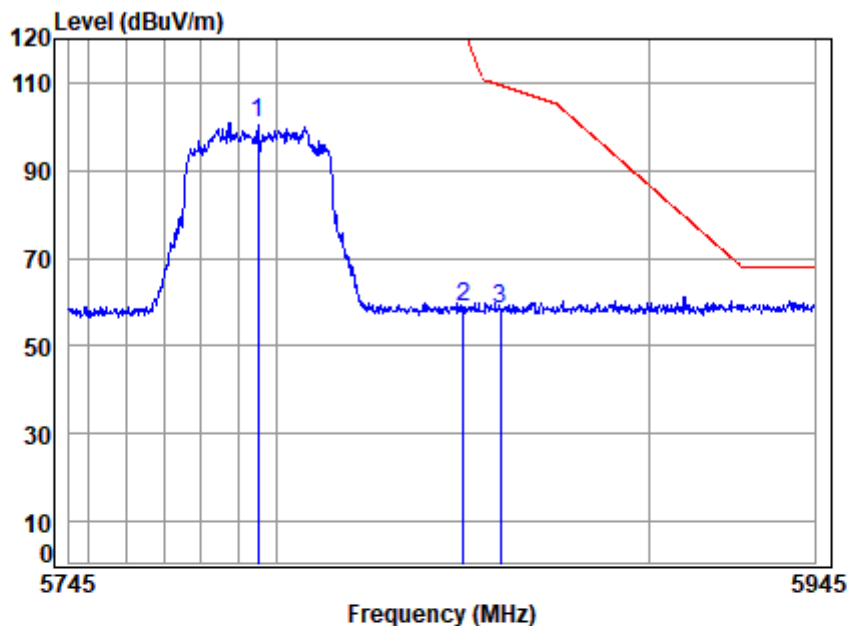


Site : chamber  
Condition: 3m HORIZONTAL  
Job No : 00984CR  
Mode : 5795 Band edge  
: 5G WIFI 11AX40

	Freq	Cable Loss	Ant Factor	Preamp Factor	Read Level	Limit Level	Limit Line	Over Limit	Remark
	MHz	dB	dB/m	dB	dBuV	dBuV/m	dBuV/m	dB	
1	5795.000	8.23	34.90	42.38	100.51	101.26	-----	-----	peak
2	5850.000	8.24	34.95	42.39	57.48	58.28	122.20	-63.92	peak
3	5860.000	8.24	34.96	42.39	57.91	58.72	109.40	-50.68	peak



Test Mode: 21; Polarity: Vertical; Modulation:802.11ax; Bandwidth:40MHz; Channel:High

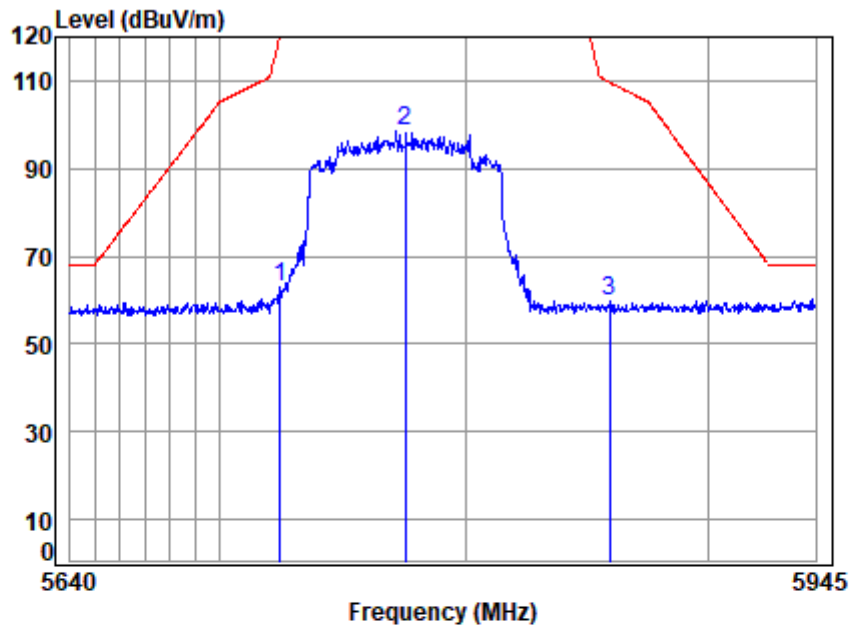


Site : chamber  
Condition: 3m VERTICAL  
Job No : 00984CR  
Mode : 5795 Band edge  
: 5G WIFI 11AX40

		Cable	Ant	Preamp	Read	Limit	Over	
	Freq	Loss	Factor	Factor	Level	Level	Line	Limit Remark
	MHz	dB	dB/m	dB	dBuV	dBuV/m	dBuV/m	dB
1	5795.000	8.23	34.90	42.38	99.99	100.74	-----	----- peak
2	5850.000	8.24	34.95	42.39	58.01	58.81	122.20	-63.39 peak
3	5860.000	8.24	34.96	42.39	57.81	58.62	109.40	-50.78 peak



Test Mode: 21; Polarity: Horizontal; Modulation:802.11ax; Bandwidth:80MHz; Channel:Middle

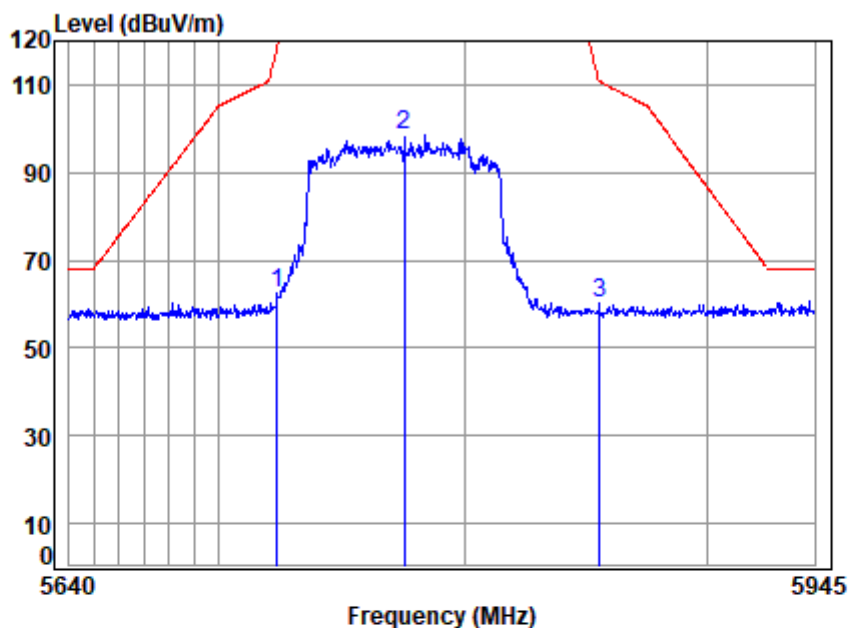


Site : chamber  
Condition: 3m HORIZONTAL  
Job No : 00984CR  
Mode : 5775 Band edge  
: 5G WIFI 11AX80

		Cable	Ant	Preamp	Read	Limit	Over	
Freq	Loss	Factor	Factor	Level	Level	Line	Limit	Remark
MHz	dB	dB/m	dB	dBuV	dBuV/m	dBuV/m	dB	
1 5724.390	8.22	34.83	42.37	62.29	62.97	120.81	-57.84	peak
2 5775.000	8.22	34.88	42.38	98.02	98.74	-----	-----	peak
3 5859.209	8.24	34.96	42.39	58.76	59.57	109.62	-50.05	peak



Test Mode: 21; Polarity: Vertical; Modulation:802.11ax; Bandwidth:80MHz; Channel:Middle



Site : chamber  
Condition: 3m VERTICAL  
Job No : 00984CR  
Mode : 5775 Band edge  
: 5G WIFI 11AX80

		Cable	Ant	Preamp	Read	Limit	Over	
	Freq	Loss	Factor	Factor	Level	Level	Line	Limit Remark
	MHz	dB	dB/m	dB	dBuV	dBuV/m	dBuV/m	dB
1	5723.486	8.22	34.83	42.37	61.67	62.35	118.75	-56.40 peak
2	5775.000	8.22	34.88	42.38	97.91	98.63	-----	----- peak
3	5855.199	8.24	34.96	42.39	59.33	60.14	110.74	-50.60 peak





## 8 Test Setup Photo

Please refer to setup photos.

## 9 EUT Constructional Details (EUT Photos)

Please Refer to external and internal photos for details.

- End of the Report -

