



TEST REPORT

Application No.: SZEM2010010866CR
Applicant: DT Research, Inc.
Address of Applicant: 3RD FL NO 36 WUQUAN 7TH RD WUGU DISTRICT, NEW TAIPEI, Taiwan
Manufacturer: DT Research, Inc.
Address of Manufacturer: 2000 Concourse Drive, San Jose, CA 95131, USA
Factory: DT Research, Inc. Taiwan Branch
Address of Factory: 6F., No.36 Wuquan 7 th Rd., Wugu Dist. New Taipei City 248 Taiwan
Equipment Under Test (EUT):
EUT Name: Medical-Grade Integrated LCD System
Model No.: 504XX-XXX (X=blank, A~Z or 0~9) ♣
♣ Please refer to section 2 of this report which indicates which model was actually tested and which were electrically identical.
Trade mark: DT Research, Inc.
FCC ID: YE3600-AX200NG
Standard(s) : 47 CFR Part 15, Subpart E 15.407
Date of Receipt: 2020-10-29
Date of Test: 2020-10-29 to 2020-12-16
Date of Issue: 2020-12-17

Test Result:	Pass*
---------------------	--------------

* In the configuration tested, the EUT complied with the standards specified above.

Keny Xu

Keny Xu
EMC Laboratory Manager



SGS-CSTC Standards Technical Services Co., Ltd.
Shenzhen Branch, EMC Laboratory

Unless otherwise agreed in writing, this document is issued by the Company subject to its General Conditions of Service printed overleaf, available on request or accessible at <http://www.sgs.com/en/Terms-and-Conditions.aspx> and, for electronic format documents, subject to Terms and Conditions for Electronic Documents at <http://www.sgs.com/en/Terms-and-Conditions/Terms-e-Document.aspx>. Attention is drawn to the limitation of liability, indemnification and jurisdiction issues defined therein. Any holder of this document is advised that information contained hereon reflects the Company's findings at the time of its intervention only and within the limits of Client's instructions, if any. The Company's sole responsibility is to its Client and this document does not exonerate parties to a transaction from exercising all their rights and obligations under the transaction documents. This document cannot be reproduced except in full, without prior written approval of the Company. Any unauthorized alteration, forgery or falsification of the content or appearance of this document is unlawful and offenders may be prosecuted to the fullest extent of the law. Unless otherwise stated the results shown in this test report refer only to the sample(s) tested and such sample(s) are retained for 30 days only.
Attention: To check the authenticity of testing / inspection report & certificate, please contact us at telephone: (86-755) 8307 1443, or email: CN.Doccheck@sgs.com

No.1 Workshop, M-10, Middle Section, Science & Technology Park, Shenzhen, China 518057 t (86-755) 26012053 f (86-755) 26710594 www.sgs.com.cn
中国·深圳·科技园中区M-10栋一号厂房 邮编: 518057 t (86-755) 26012053 f (86-755) 26710594 sgs.china@sgs.com

Revision Record				
Version	Chapter	Date	Modifier	Remark
01		2020-12-17		Original

Authorized for issue by:			
			
		Edison Li/Project Engineer	
			
		Eric Fu/Reviewer	



2 Test Summary

Radio Spectrum Technical Requirement				
Item	Standard	Method	Requirement	Result
Antenna Requirement	47 CFR Part 15, Subpart E 15.407	N/A	47 CFR Part 15, Subpart C 15.203	Pass
Transmission in the Absence of Data	47 CFR Part 15, Subpart E 15.407	N/A	47 CFR Part 15, Subpart C 15.407 (c)	Pass

Radio Spectrum Matter Part				
Item	Standard	Method	Requirement	Result
Conducted Emissions at AC Power Line (150kHz-30MHz)	47 CFR Part 15, Subpart E 15.407	ANSI C63.10 (2013) Section 6.2	47 CFR Part 15, Subpart C 15.207 & 15.407 b(6)	Pass
Radiated Emissions	47 CFR Part 15, Subpart E 15.407	KDB 789033 D02 II G	47 CFR Part 15, Subpart C 15.209 & 15.407(b)	Pass
Radiated Emissions which fall in the restricted bands	47 CFR Part 15, Subpart E 15.407	KDB 789033 D02 II G	47 CFR Part 15, Subpart C 15.209 & 15.407(b)	Pass

Remark:

Model No.: 504XX-XXX (X=blank, A~Z or 0~9)

Only the model 504T was tested, since according to the declaration from the applicant, the electrical circuit design, layout, components used, internal wiring and functions were identical for all the above models, with only difference on model No..

This report is prepared for FCC class II permissive change.

The modular approval by TCB, FCC ID: YE3600-AX200NG, Granted on 05/25/2020.

The module installed into host platform mentioned above is electronically and mechanically identical to the original certified module. The Original FCC testing on module under FCC ID: YE3600-AX200NG was performed with an antenna of higher gain, and the antenna was connected to the module in an open environment. The current host platform under application uses a new antenna of the different type, Lower gain and is installed inside the host platform enclosure.

Therefore in this report Conducted Emissions at AC Power Line (150kHz-30MHz), Radiated Emissions which fall in the restricted bands and Radiated Emissions were fully retested on Model 504T and shown the data in this report.



Unless otherwise agreed in writing, this document is issued by the Company subject to its General Conditions of Service printed overleaf, available on request or accessible at <http://www.sgs.com/en/Terms-and-Conditions.aspx> and, for electronic format documents, subject to Terms and Conditions for Electronic Documents at <http://www.sgs.com/en/Terms-and-Conditions/Terms-e-Documents.aspx>. Attention is drawn to the limitation of liability, indemnification and jurisdiction issues defined therein. Any holder of this document is advised that information contained hereon reflects the Company's findings at the time of its intervention only and within the limits of Client's instructions, if any. The Company's sole responsibility is to its Client and this document does not exonerate parties to a transaction from exercising all their rights and obligations under the transaction documents. This document cannot be reproduced except in full, without prior written approval of the Company. Any unauthorized alteration, forgery or falsification of the content or appearance of this document is unlawful and offenders may be prosecuted to the fullest extent of the law. Unless otherwise stated the results shown in this test report refer only to the sample(s) tested and such sample(s) are retained for 30 days only.
Attention: To check the authenticity of testing / inspection report & certificate, please contact us at telephone: (86-755) 8307 1443, or email: CN.Doccheck@sgs.com

SGS-CSTC Standards Technical Services Co., Ltd.
Shenzhen Branch

No.1 Workshop, M-10, Middle Section, Science & Technology Park, Shenzhen, China 518057 t (86-755) 26012053 f (86-755) 26710594 www.sgsgroup.com.cn
中国·深圳·科技园中区M-10栋一号厂房 邮编: 518057 t (86-755) 26012053 f (86-755) 26710594 sgs.china@sgs.com



3 Contents

	Page
1 COVER PAGE	1
2 TEST SUMMARY	3
3 CONTENTS	4
4 GENERAL INFORMATION	5
4.1 DETAILS OF E.U.T.	5
4.2 CABLE	6
4.3 DESCRIPTION OF SUPPORT UNITS	6
4.4 MEASUREMENT UNCERTAINTY	6
4.5 TEST LOCATION	7
4.6 TEST FACILITY	7
4.7 DEVIATION FROM STANDARDS	7
4.8 ABNORMALITIES FROM STANDARD CONDITIONS	7
5 EQUIPMENT LIST	8
6 RADIO SPECTRUM TECHNICAL REQUIREMENT	10
6.1 ANTENNA REQUIREMENT	10
6.1.1 Test Requirement:	10
6.1.2 Conclusion	10
6.2 TRANSMISSION IN THE ABSENCE OF DATA	11
6.2.1 Test Requirement:	11
6.2.2 Conclusion	11
7 RADIO SPECTRUM MATTER TEST RESULTS	12
7.1 CONDUCTED EMISSIONS AT AC POWER LINE (150KHz-30MHz)	12
7.1.1 E.U.T. Operation	12
7.1.2 Test Mode Description	12
7.1.3 Test Setup Diagram	13
7.1.4 Measurement Procedure and Data	13
7.2 RADIATED EMISSIONS	16
7.2.1 E.U.T. Operation	16
7.2.2 Test Mode Description	17
7.2.3 Test Setup Diagram	18
7.2.4 Measurement Procedure and Data	19
7.3 RADIATED EMISSIONS WHICH FALL IN THE RESTRICTED BANDS	212
7.3.1 E.U.T. Operation	212
7.3.2 Test Mode Description	213
7.3.3 Test Setup Diagram	214
7.3.4 Measurement Procedure and Data	215
8 TEST SETUP PHOTO	458
9 EUT CONSTRUCTIONAL DETAILS (EUT PHOTOS)	458



Unless otherwise agreed in writing, this document is issued by the Company subject to its General Conditions of Service printed overleaf, available on request or accessible at <http://www.sgs.com/en/Terms-and-Conditions.aspx> and, for electronic format documents, subject to Terms and Conditions for Electronic Documents at <http://www.sgs.com/en/Terms-and-Conditions/Terms-e-Documents.aspx>. Attention is drawn to the limitation of liability, indemnification and jurisdiction issues defined therein. Any holder of this document is advised that information contained hereon reflects the Company's findings at the time of its intervention only and within the limits of Client's instructions, if any. The Company's sole responsibility is to its Client and this document does not exonerate parties to a transaction from exercising all their rights and obligations under the transaction documents. This document cannot be reproduced except in full, without prior written approval of the Company. Any unauthorized alteration, forgery or falsification of the content or appearance of this document is unlawful and offenders may be prosecuted to the fullest extent of the law. Unless otherwise stated the results shown in this test report refer only to the sample(s) tested and such sample(s) are retained for 30 days only.

Attention: To check the authenticity of testing / inspection report & certificate, please contact us at telephone: (86-755) 8307 1443, or email: CN.Doccheck@sgs.com
No.1 Workshop, M-10, Middle Section, Science & Technology Park, Shenzhen, China 518057 t (86-755) 26012053 f (86-755) 26710594 www.sgs.com.cn
中国·深圳·科技园中区M-10栋一号厂房 邮编: 518057 t (86-755) 26012053 f (86-755) 26710594 sgs.china@sgs.com

4 General Information

4.1 Details of E.U.T.

Power adapter:	AC Adapter Model: EM11011M-190 Input: AC 100-240V, 2.0~1.0A, 50/60Hz Output: DC 19V, 6.31A, 120W			
Test voltage:	AC 230V, 50Hz			
Battery:	Rechargeable Lithium Battery Model: ACC-006-524N(3INR9/66) Rated Capacity: 2300mAh Voltage: DC 10.8V Watt-Hour: 24.84Wh			
EUT Interfaces:	USB3.0*4+USB2.0*2, RJ45*2, 1.7mm DC-in Jack, HDMI*1, 3.5mm Headset Jack, Serial*3, POAG Jack*1			
Internal Source:	Max 3.8GHz			
Sample Type:	Fixed device			
Operation Frequency:	Band	Mode	Frequency Range(MHz)	Number of channels
	UNII Band I	IEEE 802.11a/n/ax(HT20)	5180-5240	4
		IEEE 802.11n/ax(HT40)	5190-5230	2
		IEEE 802.11ac/ax(HT80)	5210	1
		IEEE 802.11ac/ax(HT160)	5250	1
	UNII Band II-A	IEEE 802.11a/n/ax(HT20)	5260-5320	4
		IEEE 802.11n/ax(HT40)	5270-5310	2
		IEEE 802.11ac/ax(HT80)	5290	1
	UNII Band II-C	IEEE 802.11a/n/ax(HT20)	5500-5720	12
		IEEE 802.11n/ax(HT40)	5510-5710	6
		IEEE 802.11ac/ax(HT80)	5530-5690	3
		IEEE 802.11ac/ax(HT160)	5570	1
	UNII Band III	IEEE 802.11a/n/ax(HT20)	5745-5825	5
		IEEE 802.11n/ax(HT40)	5755-5795	2
		IEEE 802.11ac/ax(HT80)	5775	1
Modulation Type:	IEEE 802.11a: OFDM (BPSK, QPSK, 16QAM, 64QAM) IEEE 802.11n: OFDM (BPSK, QPSK, 16QAM, 64QAM) IEEE 802.11ac/ax: OFDM (BPSK, QPSK, 16QAM, 64QAM, 256QAM)			
DFS Function:	Slave without radar detection			
TPC Function:	Not support			
Antenna Type:	PIFA Antenna			
Antenna Gain:	Antenna1: 3.1dBi, Antenna2: 3.2dBi			

4.2 Cable

Cable	Length	Shielding	Core
AC Cable	172cm	Unshielded	Non-Core
DC Cable	114cm	Unshielded	With-Core

4.3 Description of Support Units

Description	Manufacturer	Model No.	Serial No.
--	--	--	--

The EUT has been tested as an independent unit.

4.4 Measurement Uncertainty

Test Item	Measurement Uncertainty
Conducted Emissions at AC Power Line (150kHz-30MHz)	± 3.0dB (150kHz to 30MHz)
Radiated Emissions	± 4.5dB (Below 1GHz); ± 4.8dB (Above 1GHz)
Radiated Emissions which fall in the restricted bands	± 4.5dB (below 1GHz); ± 4.8dB (above 1GHz);

Remark:

The U_{lab} (lab Uncertainty) is less than U_{cisp} (CISPR Uncertainty), so the test results

- compliance is deemed to occur if no measured disturbance level exceeds the disturbance limit;
- non-compliance is deemed to occur if any measured disturbance level exceeds the disturbance limit.

4.5 Test Location

All tests were performed at:

SGS-CSTC Standards Technical Services Co., Ltd., Shenzhen Branch

No. 1 Workshop, M-10, Middle Section, Science & Technology Park, Shenzhen, Guangdong, China. 518057.

Tel: +86 755 2601 2053 Fax: +86 755 2671 0594

No tests were sub-contracted.

4.6 Test Facility

The test facility is recognized, certified, or accredited by the following organizations:

- **A2LA (Certificate No. 3816.01)**

SGS-CSTC Standards Technical Services Co., Ltd., Shenzhen EMC Laboratory is accredited by the American Association for Laboratory Accreditation(A2LA). Certificate No. 3816.01.

- **VCCI**

The 3m Fully-anechoic chamber for above 1GHz, 10m Semi-anechoic chamber for below 1GHz, Shielded Room for Mains Port Conducted Interference Measurement and Telecommunication Port Conducted Interference Measurement of SGS-CSTC Standards Technical Services Co., Ltd. have been registered in accordance with the Regulations for Voluntary Control Measures with Registration No.: G-20026, R-14188, C-12383 and T-11153 respectively.

- **FCC –Designation Number: CN1178**

SGS-CSTC Standards Technical Services Co., Ltd., Shenzhen EMC Laboratory has been recognized as an accredited testing laboratory.

Designation Number: CN1178. Test Firm Registration Number: 406779.

- **Innovation, Science and Economic Development Canada**

SGS-CSTC Standards Technical Services Co., Ltd., Shenzhen EMC Laboratory has been recognized by ISED as an accredited testing laboratory.

CAB identifier: CN0006.

IC#: 4620C.

4.7 Deviation from Standards

None

4.8 Abnormalities from Standard Conditions

None

5 Equipment List

Conducted Emissions at AC Power Line (150kHz-30MHz)					
Equipment	Manufacturer	Model No	Inventory No	Cal Date	Cal Due Date
Shielding Room	ZhongYu Electron	GB-88	SEM001-06	2019-06-13	2022-06-12
EMI Test Receiver	Rohde&Schwarz	ESCI	SEM004-02	2020-03-24	2021-03-23
Measurement Software	AUDIX	e3 V8.2014-6-27	N/A	N/A	N/A
Coaxial Cable	SGS	N/A	SEM024-01	2020-07-10	2021-07-09
LISN	Rohde&Schwarz	ENV216	SEM007-01	2020-09-23	2021-09-22
LISN	ETS-LINDGREN	3816/2	SEM007-02	2020-04-01	2021-03-31

RE in Chamber					
Test Equipment	Manufacturer	Model No.	Inventory No.	Cal. Date	Cal. Due date
3m Semi-Anechoic Chamber	ETS-LINDGREN	N/A	SEM001-01	2020-07-19	2023-07-18
MXE EMI receiver(3Hz-3.6GHz)	KEYSIGHT	N9038A	SEM004-15	2020-11-02	2021-11-01
BiConiLog Antenna (26-3000MHz)	ETS-LINDGREN	3142C	SEM003-02	2019-05-24	2022-05-23
Pre-amplifier (0.1-1300MHz)	Agilent Technologies	8447D	SEM005-01	2020-04-01	2021-03-31
Measurement Software	AUDIX	e3 V8.2014-6-27	N/A	N/A	N/A
Coaxial Cable	SGS	N/A	SEM025-01	2020-07-10	2021-07-09

Radiated Emissions which fall in the restricted bands					
Test Equipment	Manufacturer	Model No.	Inventory No.	Cal. Date	Cal. Due date
3m Semi-Anechoic Chamber	AUDIX	N/A	SEM001-02	2018-03-13	2021-03-12
EXA Signal Analyzer (10Hz-44GHz)	Agilent Technologies Inc	N9010A	SEM004-12	2020-04-09	2021-04-08
Horn Antenna (800MHz-18GHz)	Rohde & Schwarz	HF907	SEM003-07	2018-04-13	2021-04-12
Horn Antenna (15-40GHz)	Schwarzbeck	BBHA 9170	SEM003-15	2020-11-14	2023-11-13
Pre-Amplifier (0.1-26.5GHz)	Compliance Directions Systems Inc.	PAP-0126	SEM004-11	2020-09-23	2021-09-22
Pre-amplifier (26-40GHz)	Compliance Directions Systems Inc.	PAP-2640-50	SEM005-08	2020-04-01	2021-03-31
Measurement Software	AUDIX	e3 V8.2014-6-27	N/A	N/A	N/A
Coaxial Cable	SGS	N/A	SEM026-01	2020-07-10	2021-07-09



Unless otherwise agreed in writing, this document is issued by the Company subject to its General Conditions of Service printed overleaf, available on request or accessible at <http://www.sgs.com/en/Terms-and-Conditions.aspx> and, for electronic format documents, subject to Terms and Conditions for Electronic Documents at <http://www.sgs.com/en/Terms-and-Conditions/Terms-e-Documents.aspx>. Attention is drawn to the limitation of liability, indemnification and jurisdiction issues defined therein. Any holder of this document is advised that information contained herein reflects the Company's findings at the time of its intervention only and within the limits of Client's instructions, if any. The Company's sole responsibility is to its Client and this document does not exonerate parties to a transaction from exercising all their rights and obligations under the transaction documents. This document cannot be reproduced except in full, without prior written approval of the Company. Any unauthorized alteration, forgery or falsification of the content or appearance of this document is unlawful and offenders may be prosecuted to the fullest extent of the law. Unless otherwise stated the results shown in this test report refer only to the sample(s) tested and such sample(s) are retained for 30 days only.

Attention: To check the authenticity of testing / inspection report & certificate, please contact us at telephone: (86-755) 8307 1443, or email: CN.Doccheck@sgs.com

SGS-CSTC Standards Technical Services Co., Ltd.
Shenzhen Branch Laboratory

No.1 Workshop, M-10, Middle Section, Science & Technology Park, Shenzhen, China 518057 t (86-755) 26012053 f (86-755) 26710594 www.sgsgroup.com.cn
中国·深圳·科技园中区M-10栋一号厂房 邮编: 518057 t (86-755) 26012053 f (86-755) 26710594 sgs.china@sgs.com

Radiated Spurious Emissions					
Test Equipment	Manufacturer	Model No.	Inventory No.	Cal. Date	Cal. Due date
3m Semi-Anechoic Chamber	AUDIX	N/A	SEM001-02	2018-03-13	2021-03-12
EXA Signal Analyzer (10Hz-44GHz)	Agilent Technologies Inc	N9010A	SEM004-12	2020-04-09	2021-04-08
Horn Antenna (800MHz-18GHz)	Rohde & Schwarz	HF907	SEM003-07	2018-04-13	2021-04-12
Horn Antenna (15-40GHz)	Schwarzbeck	BBHA 9170	SEM003-15	2020-11-14	2023-11-13
Pre-Amplifier (0.1-26.5GHz)	Compliance Directions Systems Inc.	PAP-0126	SEM004-11	2020-09-23	2021-09-22
Pre-amplifier (26-40GHz)	Compliance Directions Systems Inc.	PAP-2640-50	SEM005-08	2020-04-01	2021-03-31
Measurement Software	AUDIX	e3 V8.2014-6-27	N/A	N/A	N/A
Coaxial Cable	SGS	N/A	SEM026-01	2020-07-10	2021-07-09

General used equipment					
Equipment	Manufacturer	Model No	Inventory No	Cal Date	Cal Due Date
Humidity/ Temperature Indicator	Shanghai Meteorological Industry Factory	ZJ1-2B	SEM002-04	2020-09-15	2021-09-14
Humidity/ Temperature Indicator	Mingle	N/A	SEM002-08	2020-09-15	2021-09-14
Barometer	Changchun Meteorological Industry Factory	DYM3	SEM002-01	2020-04-07	2021-04-06

6 Radio Spectrum Technical Requirement

6.1 Antenna Requirement

6.1.1 Test Requirement:

47 CFR Part 15, Subpart C 15.203

6.1.2 Conclusion

Standard Requirement:

An intentional radiator shall be designed to ensure that no antenna other than that furnished by the responsible party shall be used with the device. The use of a antenna that uses a unique coupling to the intentional radiator, the manufacturer may design the unit permanently attached antenna or of an so that a broken antenna can be replaced by the user, but the use of a standard antenna jack or electrical connector is prohibited.

EUT Antenna:

The antenna is integrated on the main PCB and no consideration of replacement. The best case gain of the Antenna1 is 3.1dBi, Antenna2 is 3.2dBi.

Antenna location: Refer to Internal photos.

6.2 Transmission in the Absence of Data

6.2.1 Test Requirement:

47 CFR Part 15, Subpart C 15.407 (c)

6.2.2 Conclusion

Standard Requirement:

The device shall automatically discontinue transmission in case of either absence of information to transmit or operational failure. These provisions are not intended to preclude the transmission of control or signalling information or the use of repetitive codes used by certain digital technologies to complete frame or burst intervals.

Applicants shall include in their application for equipment authorization a description of how this requirement is met.

EUT Details:

WIFI chip (AX200NG) support automatically discontinue transmission in case of either absence of information to transmit or operational failure, if the chip detect absence of information to transmit or operational failure, it will be automatically shut off.

7 Radio Spectrum Matter Test Results

7.1 Conducted Emissions at AC Power Line (150kHz-30MHz)

Test Requirement 47 CFR Part 15, Subpart C 15.207 & 15.407 b(6)

Test Method: ANSI C63.10 (2013) Section 6.2

Limit:

Frequency of emission(MHz)	Conducted limit(dB μ V)	
	Quasi-peak	Average
0.15-0.5	66 to 56*	56 to 46*
0.5-5	56	46
5-30	60	50

*Decreases with the logarithm of the frequency.

7.1.1 E.U.T. Operation

Operating Environment:

Temperature: 21.3 °C

Humidity: 45.9 % RH

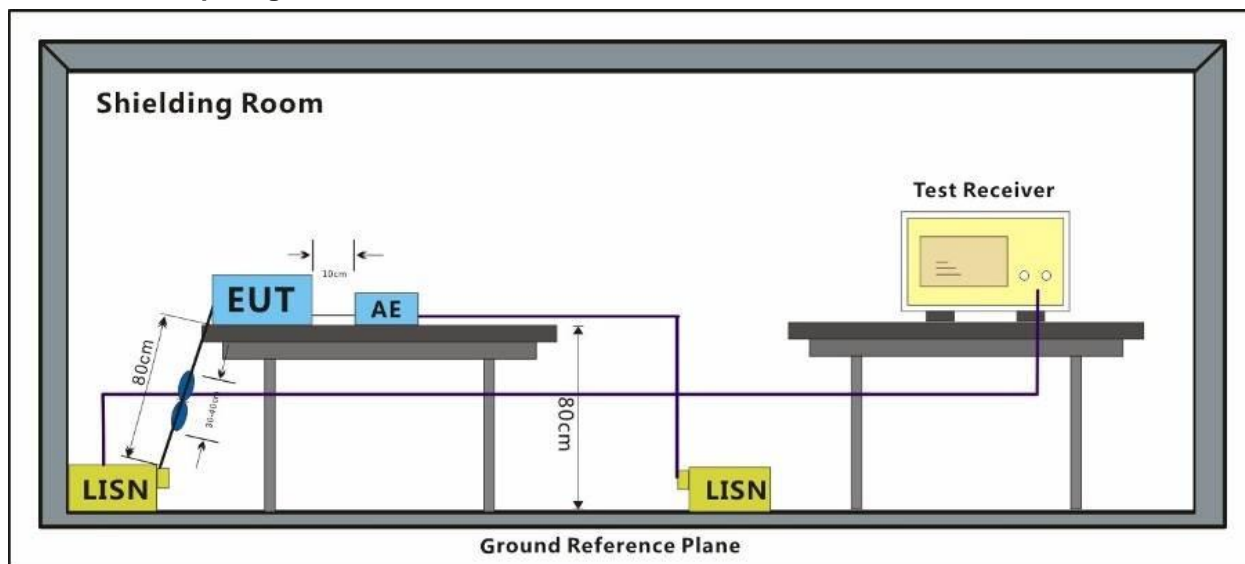
Atmospheric Pressure: 1015 mbar

7.1.2 Test Mode Description

Pre-scan / Final test	Mode Code	Description
Final test	19	TX mode (U-NII-1)_Keep the EUT in continuously transmitting mode with all modulation types. All data rates for each modulation type have been tested and found the data rate @ 6Mbps is the worst case of IEEE 802.11a; data rate @ HT0/HT8 is the worst case of IEEE 802.11n(HT20); data rate @ HT0/HT8 is the worst case of IEEE 802.11n(HT40); data rate @ VHT0 is the worst case of IEEE 802.11ac(HT80); data rate @ VHT0 is the worst case of IEEE 802.11ac(HT160); data rate @ HE0 is the worst case of IEEE 802.11ax(HT20); data rate @ HE0 is the worst case of IEEE 802.11ax(HT40); data rate @ HE0 is the worst case of IEEE 802.11ax(HT80); data rate @ HE0 is the worst case of IEEE 802.11ax(HT160). Only the data of worst case is recorded in the report.
Pre-scan	20	TX mode (U-NII-2A)_Keep the EUT in continuously transmitting mode with all modulation types. All data rates for each modulation type have been tested and found the data rate @ 6Mbps is the worst case of IEEE 802.11a; data rate @ HT0/HT8 is the worst case of IEEE 802.11n(HT20); data rate @ HT0/HT8 is the worst case of IEEE 802.11n(HT40); data rate @ VHT0 is the worst case of IEEE 802.11ac(HT80); data rate @ HE0 is the worst case of IEEE 802.11ax(HT20); data rate @ HE0 is the worst case of IEEE 802.11ax(HT40); data rate @ HE0 is the worst case of IEEE 802.11ax(HT80). Only the data of worst case is recorded in the report.
Pre-scan	21	TX mode (U-NII-2C)_Keep the EUT in continuously transmitting mode with all modulation types. All data rates for each modulation type have been tested and found the data rate @ 6Mbps is the worst case of IEEE 802.11a; data rate @ HT0/HT8 is the worst case of IEEE 802.11n(HT20); data rate @ HT0/HT8 is the worst case of IEEE 802.11n(HT40); data rate @ VHT0 is the worst case of IEEE 802.11ac(HT80); data rate @ VHT0 is the worst case of IEEE 802.11ac(HT160); data rate @ HE0 is the worst case of IEEE 802.11ax(HT20); data rate @ HE0 is the worst case of IEEE 802.11ax(HT40); data rate @ HE0 is the worst case of IEEE 802.11ax(HT80); data rate @ HE0 is the worst case of IEEE 802.11ax(HT160). Only the data of worst case is recorded in the report.

		rate @ HE0 is the worst case of IEEE 802.11ax(HT160). Only the data of worst case is recorded in the report.
Pre-scan	22	TX mode (U-NII-3)_Keep the EUT in continuously transmitting mode with all modulation types.All data rates for each modulation type have been tested and found the data rate @ 6Mbps is the worst case of IEEE 802.11a; data rate @ HT0/HT8 is the worst case of IEEE 802.11n(HT20); data rate @ HT0/HT8 is the worst case of IEEE 802.11n(HT40); data rate @ VHT0 is the worst case of IEEE 802.11ac(HT80); data rate @ HE0 is the worst case of IEEE 802.11ax(HT20); data rate @ HE0 is the worst case of IEEE 802.11ax(HT40); data rate @ HE0 is the worst case of IEEE 802.11ax(HT80). Only the data of worst case is recorded in the report.

7.1.3 Test Setup Diagram

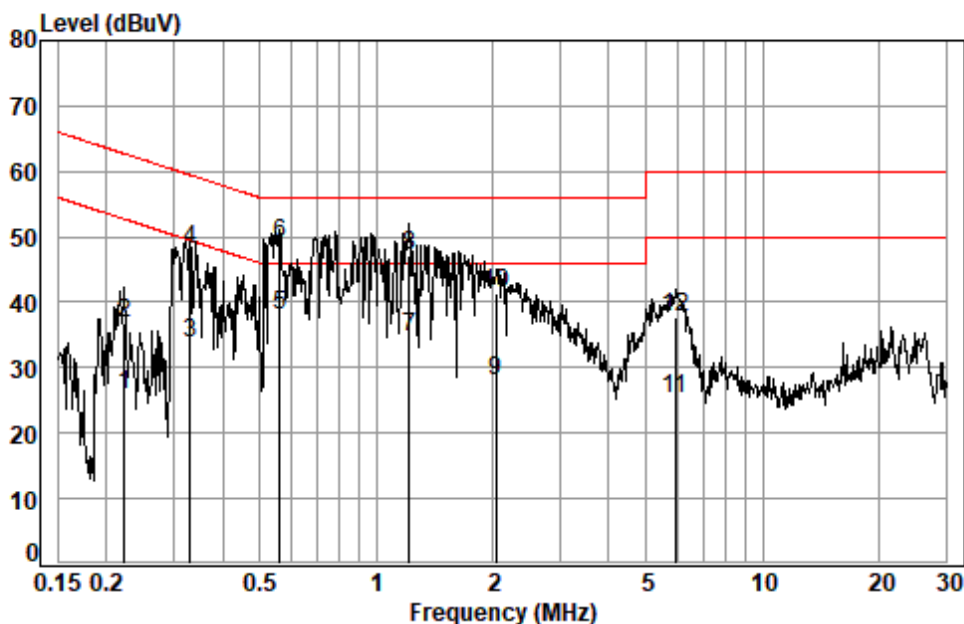


7.1.4 Measurement Procedure and Data

- 1) The mains terminal disturbance voltage test was conducted in a shielded room.
- 2) The EUT was connected to AC power source through a LISN 1 (Line Impedance Stabilization Network) which provides a 50ohm/50μH + 5ohm linear impedance. The power cables of all other units of the EUT were connected to a second LISN 2, which was bonded to the ground reference plane in the same way as the LISN 1 for the unit being measured. A multiple socket outlet strip was used to connect multiple power cables to a single LISN provided the rating of the LISN was not exceeded.
- 3) The tabletop EUT was placed upon a non-metallic table 0.8m above the ground reference plane. And for floor-standing arrangement, the EUT was placed on the horizontal ground reference plane,
- 4) The test was performed with a vertical ground reference plane. The rear of the EUT shall be 0.4 m from the vertical ground reference plane. The vertical ground reference plane was bonded to the horizontal ground reference plane. The LISN 1 was placed 0.8 m from the boundary of the unit under test and bonded to a ground reference plane for LISNs mounted on top of the ground reference plane. This distance was between the closest points of the LISN 1 and the EUT. All other units of the EUT and associated equipment was at least 0.8 m from the LISN 2.
- 5) In order to find the maximum emission, the relative positions of equipment and all of the interface cables must be changed according to ANSI C63.10 on conducted measurement.

Remark: LISN=Read Level+ Cable Loss+ LISN Factor

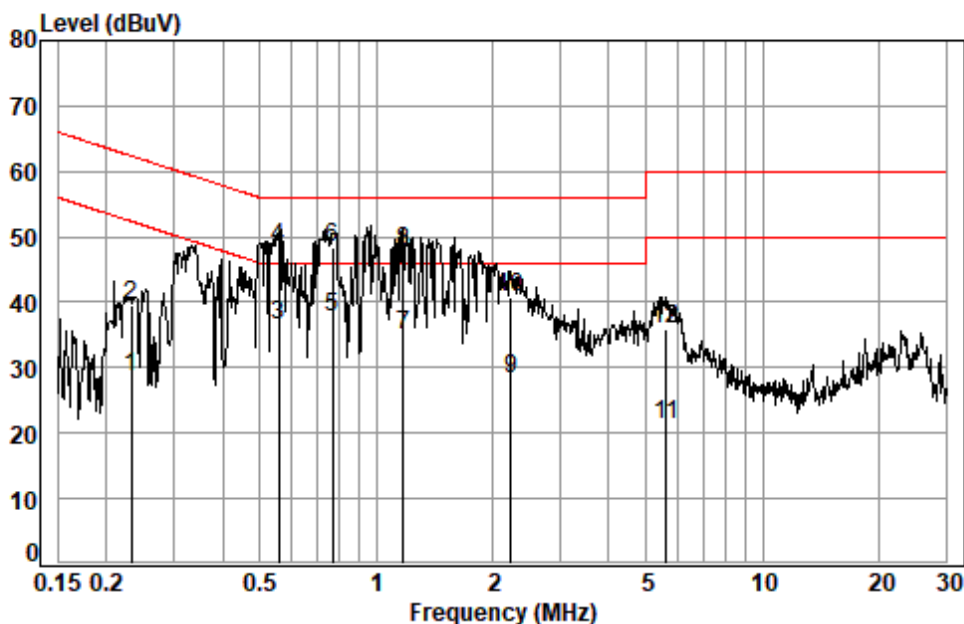
Test Mode: 19; Line: Live line



Site : Shielding Room
Condition: Line
Job No. : 10866CR
Test mode: 19

	Freq	Cable Loss	LISN Factor	Read Level	Level	Limit Line	Over Limit	Remark
	MHz	dB	dB	dBuV	dBuV	dBuV	dB	
1	0.2232	0.03	9.73	16.01	25.77	52.70	-26.93	Average
2	0.2232	0.03	9.73	27.19	36.95	62.70	-25.75	QP
3	0.3303	0.04	9.75	23.88	33.67	49.44	-15.77	Average
4	0.3303	0.04	9.75	38.16	47.95	59.44	-11.49	QP
5	0.5611	0.07	9.77	28.09	37.93	46.00	-8.07	Average
6	0.5611	0.07	9.77	39.21	49.05	56.00	-6.95	QP
7	1.2162	0.11	9.79	24.82	34.72	46.00	-11.28	Average
8	1.2162	0.11	9.79	37.13	47.03	56.00	-8.97	QP
9	2.0441	0.16	9.81	18.12	28.09	46.00	-17.91	Average
10	2.0441	0.16	9.81	31.38	41.35	56.00	-14.65	QP
11	5.9293	0.17	9.98	15.05	25.20	50.00	-24.80	Average
12	5.9293	0.17	9.98	27.58	37.73	60.00	-22.27	QP

Test Mode: 19; Line: Neutral Line



Site : Shielding Room
Condition: Neutral
Job No. : 10866CR
Test mode: 19

	Freq	Cable Loss	LISN Factor	Read Level	Limit Level	Limit Line	Over Limit	Remark
	MHz	dB	dB	dBuV	dBuV	dBuV	dB	
1	0.2329	0.03	9.73	18.87	28.63	52.35	-23.72	Average
2	0.2329	0.03	9.73	29.68	39.44	62.35	-22.91	QP
3	0.5581	0.07	9.77	26.62	36.46	46.00	-9.54	Average
4	0.5581	0.07	9.77	38.47	48.31	56.00	-7.69	QP
5	0.7711	0.08	9.77	27.74	37.59	46.00	-8.41	Average
6	0.7711	0.08	9.77	38.42	48.27	56.00	-7.73	QP
7	1.1781	0.11	9.79	24.98	34.88	46.00	-11.12	Average
8	1.1781	0.11	9.79	37.87	47.77	56.00	-8.23	QP
9	2.2367	0.16	9.82	18.36	28.34	46.00	-17.66	Average
10	2.2367	0.16	9.82	30.65	40.63	56.00	-15.37	QP
11	5.6234	0.17	9.97	11.15	21.29	50.00	-28.71	Average
12	5.6234	0.17	9.97	25.71	35.85	60.00	-24.15	QP

7.2 Radiated Emissions

Test Requirement	47 CFR Part 15, Subpart C 15.209 & 15.407(b)
Test Method:	KDB 789033 D02 II G
Measurement Distance:	3m
Limit:	
For transmitters operating in the 5.15-5.25 GHz band:	All emissions outside of the 5.15-5.35 GHz band shall not exceed an e.i.r.p. of -27 dBm/MHz (68.2dBuV/m).
For transmitters operating in the 5.25-5.35 GHz band:	All emissions outside of the 5.15-5.35 GHz band shall not exceed an e.i.r.p. of -27 dBm/MHz (68.2dBuV/m).
For transmitters operating in the 5.47-5.725 GHz band:	All emissions outside of the 5.47-5.725 GHz band shall not exceed an e.i.r.p. of -27 dBm/MHz (68.2dBuV/m).
For transmitters operating in the 5.725-5.85 GHz band:	(i) All emissions shall be limited to a level of -27 dBm/MHz (68.2dBuV/m) at 75 MHz or more above or below the band edge increasing linearly to 10 dBm/MHz (105.2dBuV/m) at 25 MHz above or below the band edge, and from 25 MHz above or below the band edge increasing linearly to a level of 15.6 dBm/MHz (110.8dBuV/m) at 5 MHz above or below the band edge, and from 5 MHz above or below the band edge increasing linearly to a level of 27 dBm/MHz (122.2dBuV/m) at the band edge.

Frequency(MHz)	Field strength(microvolts/meter)	Measurement distance(meters)
0.009-0.490	2400/F(kHz)	300
0.490-1.705	24000/F(kHz)	30
1.705-30.0	30	30
30-88	100	3
88-216	150	3
216-960	200	3
Above 960	500	3

Remark: The emission limits shown in the above table are based on measurements employing a CISPR quasi-peak detector except for the frequency bands 9-90kHz, 110-490kHz and above 1000 MHz. Radiated emission limits in these three bands are based on measurements employing an average detector, the peak field strength of any emission shall not exceed the maximum permitted average limits specified above by more than 20 dB under any condition of modulation.

7.2.1 E.U.T. Operation

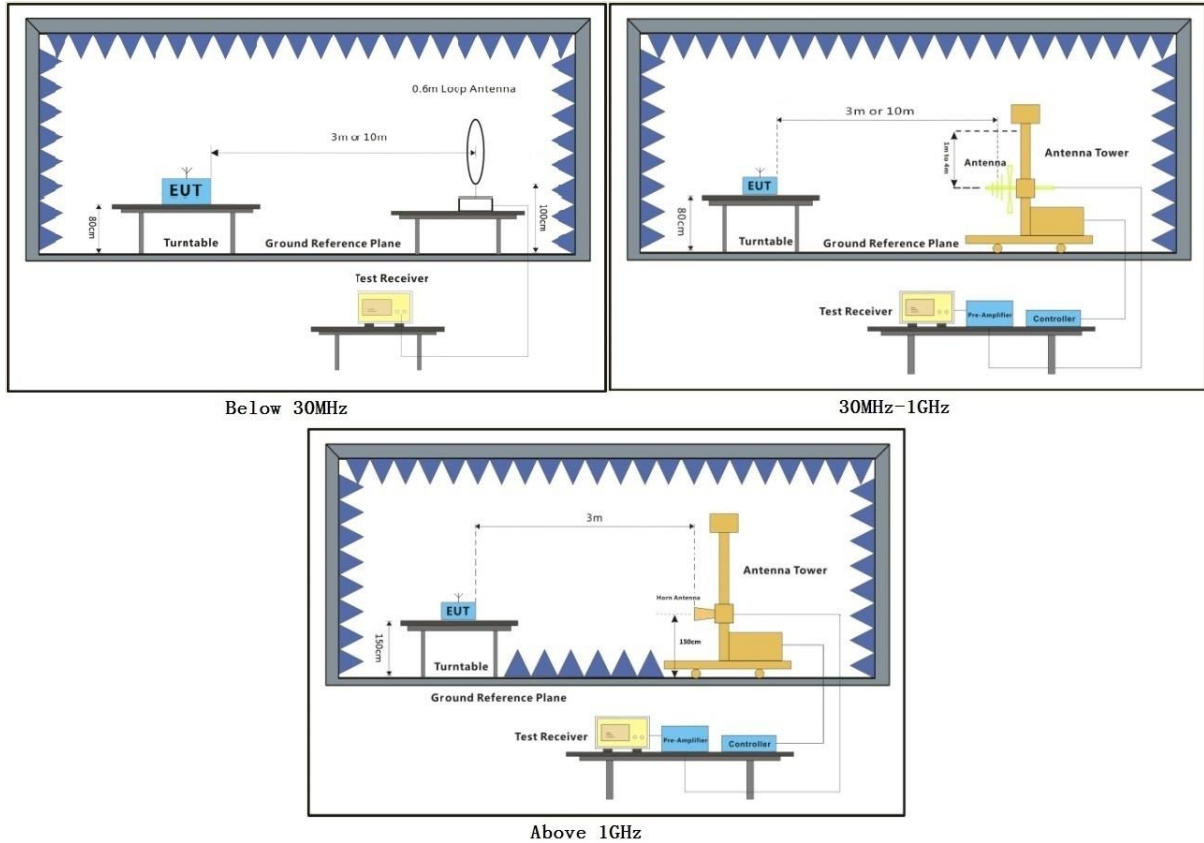
Operating Environment:

Temperature: 25.3 °C Humidity: 51.4 % RH Atmospheric Pressure: 1015 mbar

7.2.2 Test Mode Description

Pre-scan / Final test	Mode Code	Description
Final test	19	TX mode (U-NII-1)_Keep the EUT in continuously transmitting mode with all modulation types. All data rates for each modulation type have been tested and found the data rate @ 6Mbps is the worst case of IEEE 802.11a; data rate @ HT0/HT8 is the worst case of IEEE 802.11n(HT20); data rate @ HT0/HT8 is the worst case of IEEE 802.11n(HT40); data rate @ VHT0 is the worst case of IEEE 802.11ac(HT80); data rate @ VHT0 is the worst case of IEEE 802.11ac(HT160); data rate @ HE0 is the worst case of IEEE 802.11ax(HT20); data rate @ HE0 is the worst case of IEEE 802.11ax(HT40); data rate @ HE0 is the worst case of IEEE 802.11ax(HT80); data rate @ HE0 is the worst case of IEEE 802.11ax(HT160). Only the data of worst case is recorded in the report.
Final test	20	TX mode (U-NII-2A)_Keep the EUT in continuously transmitting mode with all modulation types. All data rates for each modulation type have been tested and found the data rate @ 6Mbps is the worst case of IEEE 802.11a; data rate @ HT0/HT8 is the worst case of IEEE 802.11n(HT20); data rate @ HT0/HT8 is the worst case of IEEE 802.11n(HT40); data rate @ VHT0 is the worst case of IEEE 802.11ac(HT80); data rate @ HE0 is the worst case of IEEE 802.11ax(HT20); data rate @ HE0 is the worst case of IEEE 802.11ax(HT40); data rate @ HE0 is the worst case of IEEE 802.11ax(HT80). Only the data of worst case is recorded in the report.
Final test	21	TX mode (U-NII-2C)_Keep the EUT in continuously transmitting mode with all modulation types. All data rates for each modulation type have been tested and found the data rate @ 6Mbps is the worst case of IEEE 802.11a; data rate @ HT0/HT8 is the worst case of IEEE 802.11n(HT20); data rate @ HT0/HT8 is the worst case of IEEE 802.11n(HT40); data rate @ VHT0 is the worst case of IEEE 802.11ac(HT80); data rate @ VHT0 is the worst case of IEEE 802.11ac(HT160); data rate @ HE0 is the worst case of IEEE 802.11ax(HT20); data rate @ HE0 is the worst case of IEEE 802.11ax(HT40); data rate @ HE0 is the worst case of IEEE 802.11ax(HT80); data rate @ HE0 is the worst case of IEEE 802.11ax(HT160). Only the data of worst case is recorded in the report.
Final test	22	TX mode (U-NII-3)_Keep the EUT in continuously transmitting mode with all modulation types. All data rates for each modulation type have been tested and found the data rate @ 6Mbps is the worst case of IEEE 802.11a; data rate @ HT0/HT8 is the worst case of IEEE 802.11n(HT20); data rate @ HT0/HT8 is the worst case of IEEE 802.11n(HT40); data rate @ VHT0 is the worst case of IEEE 802.11ac(HT80); data rate @ HE0 is the worst case of IEEE 802.11ax(HT20); data rate @ HE0 is the worst case of IEEE 802.11ax(HT40); data rate @ HE0 is the worst case of IEEE 802.11ax(HT80). Only the data of worst case is recorded in the report.

7.2.3 Test Setup Diagram





7.2.4 Measurement Procedure and Data

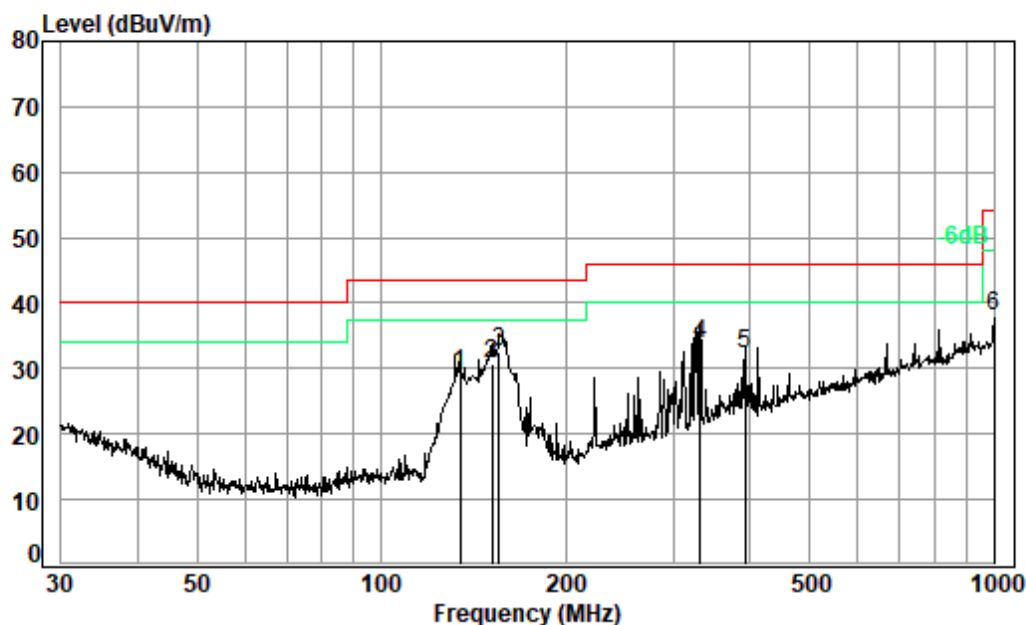
- a. For below 1GHz, the EUT was placed on the top of a rotating table 0.8 meters above the ground at a 3 meter semi-anechoic chamber. The table was rotated 360 degrees to determine the position of the highest radiation.
- b. For above 1GHz, the EUT was placed on the top of a rotating table 1.5 meters above the ground at a 3 meter fully-anechoic chamber. The table was rotated 360 degrees to determine the position of the highest radiation.
- c. The EUT was set 3 or 10 meters away from the interference-receiving antenna, which was mounted on the top of a variable-height antenna tower.
- d. The antenna height is varied from one meter to four meters above the ground to determine the maximum value of the field strength. Both horizontal and vertical polarizations of the antenna are set to make the measurement.
- e. For each suspected emission, the EUT was arranged to its worst case and then the antenna was tuned to heights from 1 meter to 4 meters (for the test frequency of below 30MHz, the antenna was tuned to heights 1 meter) and the rotatable table was turned from 0 degrees to 360 degrees to find the maximum reading.
- f. The test-receiver system was set to Peak Detect Function and Specified Bandwidth with Maximum Hold Mode.
- g. If the emission level of the EUT in peak mode was 10dB lower than the limit specified, then testing could be stopped and the peak values of the EUT would be reported. Otherwise the emissions that did not have 10dB margin would be re-tested one by one using peak, quasi-peak or average method as specified and then reported in a data sheet.
- h. Test the EUT in the lowest channel, the middle channel, the Highest channel.
- i. The radiation measurements are performed in X, Y, Z axis positioning for Transmitting mode, and found the X axis positioning which it is the worst case.
- j. Repeat above procedures until all frequencies measured was complete.

Remark:

1. Level= Read Level+ Cable Loss+ Antenna Factor- Preamp Factor
 2. For emission below 1GHz, through the pre-scan found the worst case is the lowest channel of 802.11a. Only the worst case is recorded in the report.
 3. Scan from 9kHz to 40GHz, the disturbance above 18GHz and below 30MHz was very low. The points marked on above plots are the highest emissions could be found when testing, so only above points had been displayed. The amplitude of spurious emissions from the radiator which are attenuated more than 20dB below the limit need not be reported.
 4. As shown in this section, for frequencies above 1GHz, the field strength limits are based on average limits. However, the peak field strength of any emission shall not exceed the maximum permitted average limits specified above by more than 20 dB under any condition of modulation. For the emissions whose peak level is lower than the average limit, only the peak measurement is shown in the report.
 5. Pretest the EUT at antenna 1 and antenna 2, found the antenna 1 which is worst case for 802.11a mode; Pretest the EUT at antenna 1, antenna 2 and MIMO mode, found the MIMO mode which is worst case for 802.11n HT20/HT40, 802.11ac HT80/HT160, 802.11ax HT20/HT40/HT80 and 802.11ax HT160 mode;
- All 802.11a/n/ac/ax HT20, HT40, HT80 and HT160 modes were tested, only the worst test data is recorded in the report.
- For channel 144/142/138, we found channel 144 of 802.11n/ax, channel 142 of 802.11n/ax and channel 138 of 802.11ac/ax modes has the worst test result. So, Only the worst test data is recorded in the report.



Test Mode: 20; Polarity: Horizontal



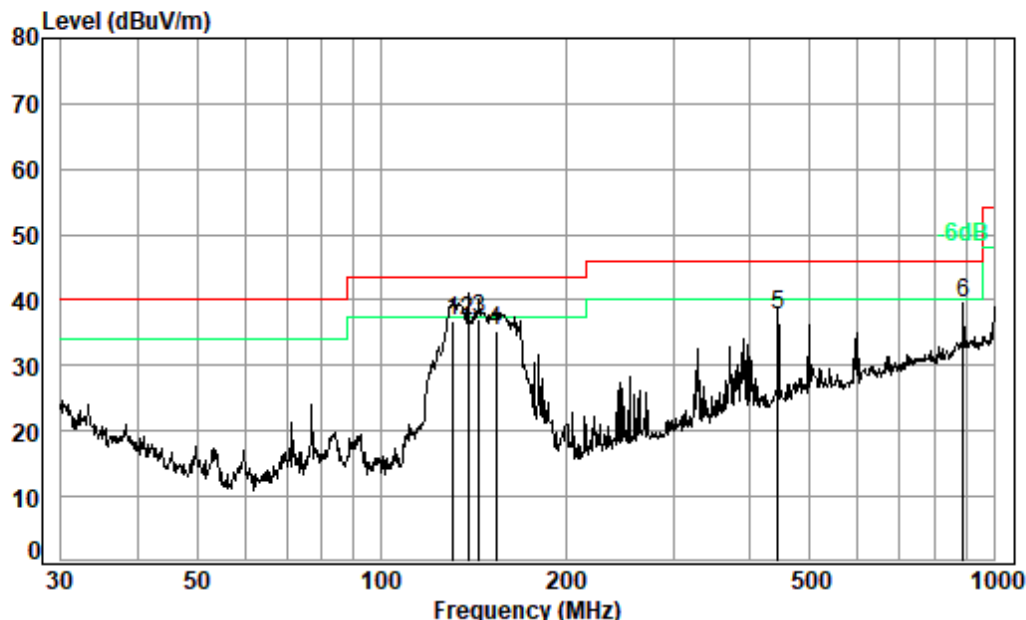
Condition: 3m HORIZONTAL

Job No. : 10866CR

Test Mode: 20

	Freq	Cable	Ant	Preamp	Read	Limit	Over	
	MHz	Loss	Factor	Factor	Level	Level	Line	Limit Remark
	MHz	dB	dB/m	dB	dBuV	dBuV/m	dBuV/m	dB
1	134.56	1.14	12.92	27.41	42.59	29.24	43.50	-14.26 QP
2	151.60	1.16	14.81	27.33	42.11	30.75	43.50	-12.75 QP
3 pp	155.91	1.16	15.12	27.31	43.44	32.41	43.50	-11.09 QP
4	331.35	2.10	20.23	27.05	38.54	33.82	46.00	-12.18 QP
5	392.10	2.28	22.17	27.36	35.27	32.36	46.00	-13.64 QP
6	1000.00	3.60	29.80	26.66	31.29	38.03	54.00	-15.97 QP

Test Mode: 20; Polarity: Vertical



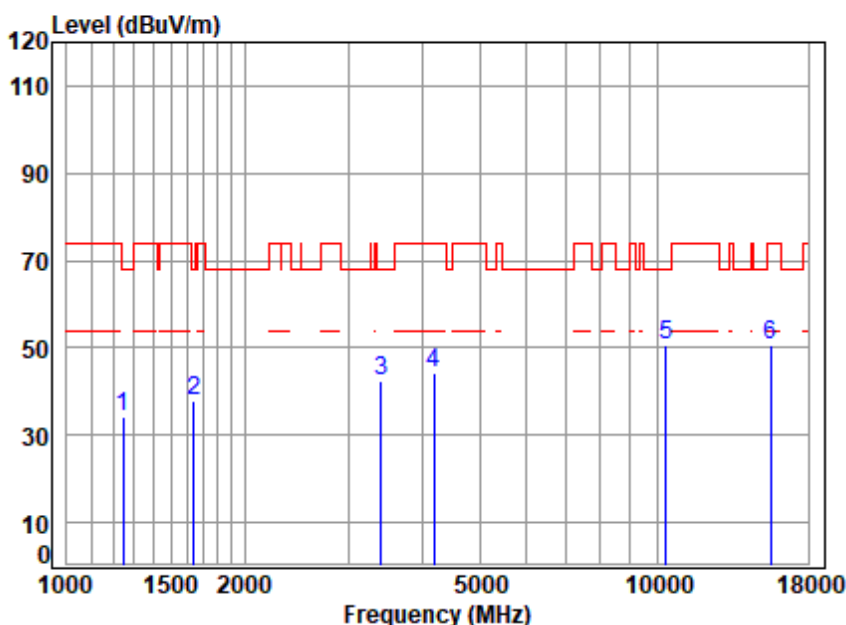
Condition: 3m VERTICAL

Job No. : 10866CR

Test Mode: 20

	Freq	Cable Loss	Ant Factor	Preamplifier Factor	Read Level	Level	Limit Line	Over Limit	Remark
	MHz	dB	dB/m	dB	dBuV	dBuV/m	dBuV/m	dB	
1	130.84	1.14	12.58	27.43	50.63	36.92	43.50	-6.58	QP
2	138.39	1.15	13.26	27.39	49.90	36.92	43.50	-6.58	QP
3	144.33	1.15	13.97	27.36	49.42	37.18	43.50	-6.32	QP
4	153.74	1.16	14.97	27.32	46.34	35.15	43.50	-8.35	QP
5	444.85	2.40	22.54	27.59	40.40	37.75	46.00	-8.25	QP
6 pp	890.73	3.48	28.99	27.21	34.43	39.69	46.00	-6.31	QP

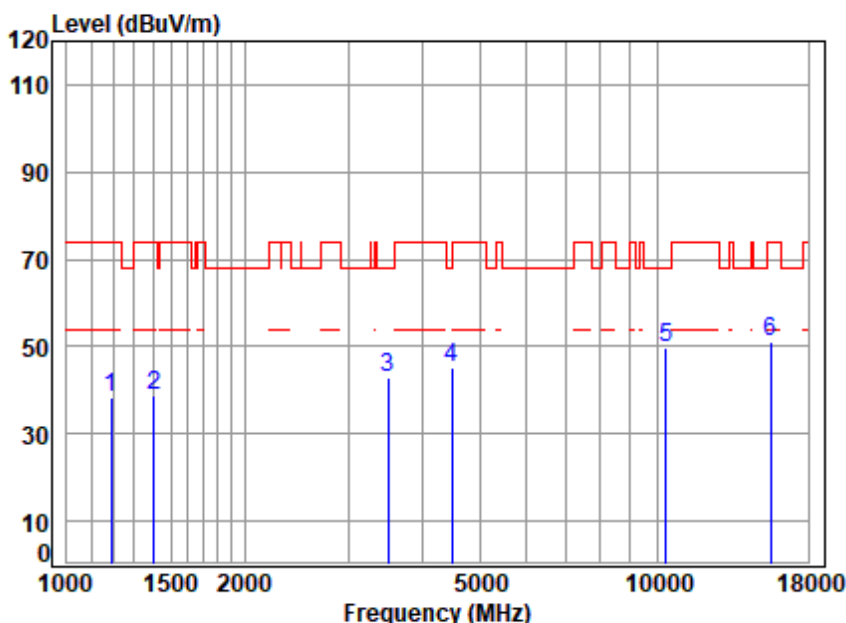
Test Mode: 19; Polarity: Horizontal; Modulation:802.11a; Bandwidth:20MHz; Channel:Low



Site : chamber
Condition: 3m HORIZONTAL
Job No : 10866CR
Mode : 5180 TX RSE
Note : 5G WIFI 11A

		Cable	Ant	Preamp	Read		Limit	Over	
	Freq	Loss	Factor	Factor	Level	Level	Line	Limit	Remark
	MHz	dB	dB/m	dB	dBuV	dBuV/m	dBuV/m	dB	
1	1245.663	2.85	24.79	39.79	46.47	34.32	68.20	-33.88	peak
2	1639.274	3.38	26.42	40.03	48.15	37.92	68.20	-30.28	peak
3	3405.929	5.40	31.56	41.01	46.46	42.41	68.20	-25.79	peak
4	4181.768	6.46	33.04	41.58	46.26	44.18	74.00	-29.82	peak
5	10360.000	10.57	37.76	37.29	39.55	50.59	68.20	-17.61	peak
6	15540.000	13.97	40.72	40.38	36.34	50.65	74.00	-23.35	peak

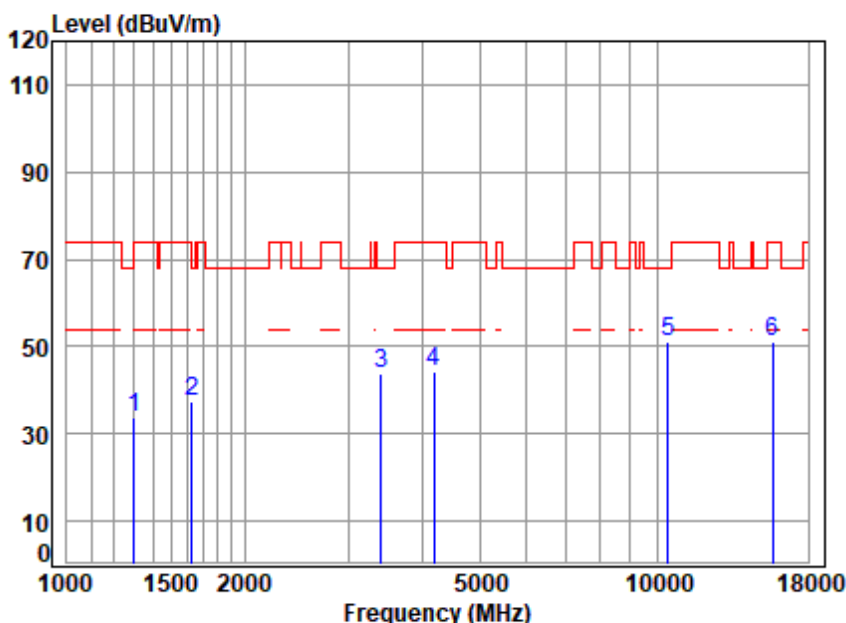
Test Mode: 19; Polarity: Vertical; Modulation: 802.11a; Bandwidth: 20MHz; Channel: Low



Site : chamber
 Condition: 3m VERTICAL
 Job No : 10866CR
 Mode : 5180 TX RSE
 Note : 5G WIFI 11A

	Freq	Cable Loss	Ant Factor	Preamp Factor	Read Level	Level	Limit Line	Over Limit	Remark
	MHz	dB	dB/m	dB	dBuV	dBuV/m	dBuV/m	dB	
1	1189.368	2.74	24.54	39.75	50.99	38.52	74.00	-35.48	peak
2	1406.443	3.12	25.45	39.90	50.07	38.74	74.00	-35.26	peak
3	3495.691	5.51	31.69	41.07	46.98	43.11	68.20	-25.09	peak
4	4495.125	6.76	33.59	41.87	46.62	45.10	68.20	-23.10	peak
5	10360.000	10.57	37.76	37.29	38.69	49.73	68.20	-18.47	peak
6	15540.000	13.97	40.72	40.38	36.91	51.22	74.00	-22.78	peak

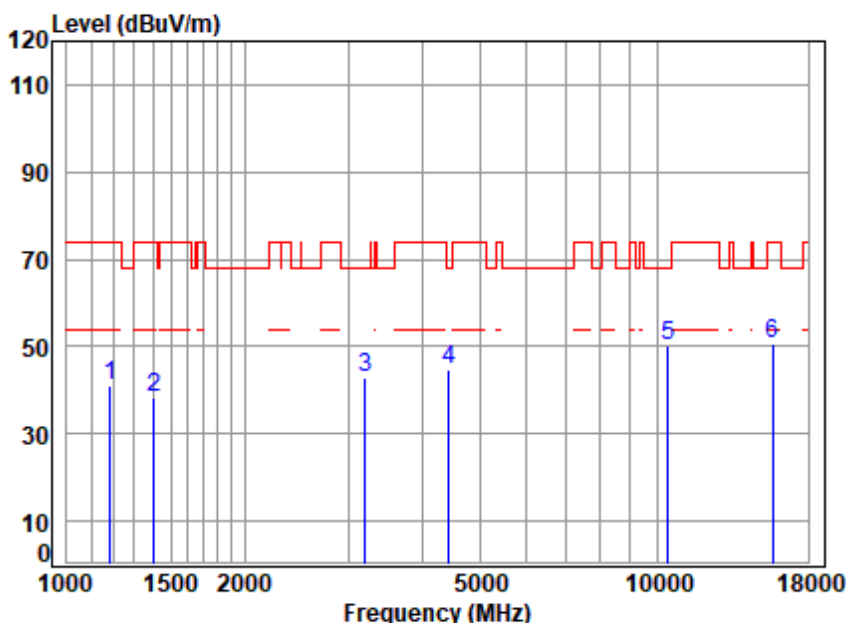
Test Mode: 19; Polarity: Horizontal; Modulation:802.11a; Bandwidth:20MHz; Channel:middle



Site : chamber
Condition: 3m HORIZONTAL
Job No : 10866CR
Mode : 5220 TX RSE
Note : 5G WIFI 11A

	Freq	Cable Loss	Ant Factor	Preamp Factor	Read Level	Level	Limit Line	Over Limit	Remark
	MHz	dB	dB/m	dB	dBuV	dBuV/m	dBuV/m	dB	
1	1300.858	2.94	25.03	39.83	45.51	33.65	74.00	-40.35	peak
2	1629.825	3.37	26.38	40.02	47.54	37.27	68.20	-30.93	peak
3	3405.929	5.40	31.56	41.01	47.83	43.78	68.20	-24.42	peak
4	4181.768	6.46	33.04	41.58	46.19	44.11	74.00	-29.89	peak
5	10440.000	10.55	37.72	37.34	40.27	51.20	68.20	-17.00	peak
6	15660.000	14.02	40.80	40.44	36.54	50.92	74.00	-23.08	peak

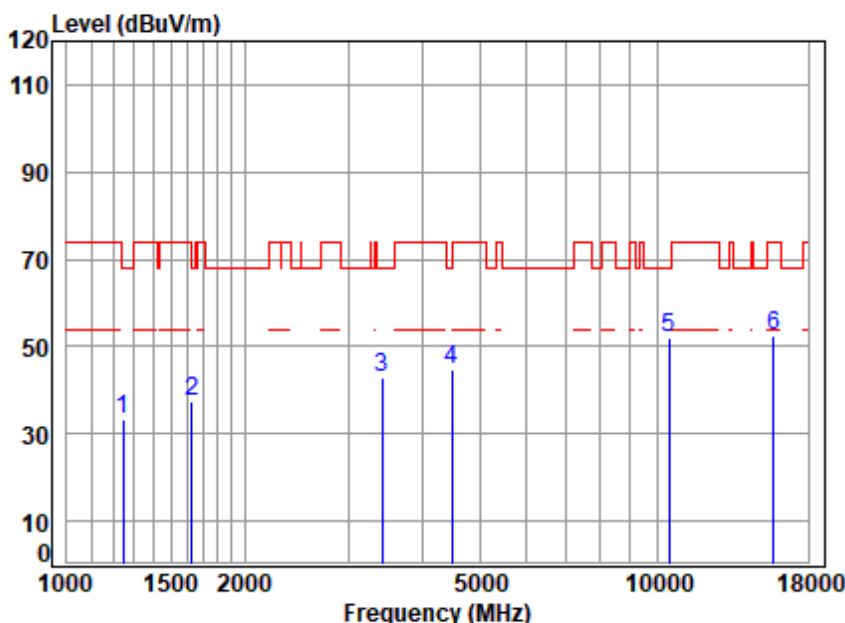
Test Mode: 19; Polarity: Vertical; Modulation:802.11a; Bandwidth:20MHz; Channel:middle



Site : chamber
Condition: 3m VERTICAL
Job No : 10866CR
Mode : 5220 TX RSE
Note : 5G WIFI 11A

	Freq	Cable Loss	Ant Factor	Preamp Factor	Read Level	Level	Limit Line	Over Limit	Remark
	MHz	dB	dB/m	dB	dBuV	dBuV/m	dBuV/m	dB	
1	1185.936	2.74	24.53	39.75	53.77	41.29	74.00	-32.71	peak
2	1406.443	3.12	25.45	39.90	49.71	38.38	74.00	-35.62	peak
3	3205.345	5.14	31.24	40.86	47.34	42.86	68.20	-25.34	peak
4	4443.453	6.71	33.50	41.82	46.10	44.49	68.20	-23.71	peak
5	10440.000	10.55	37.72	37.34	39.18	50.11	68.20	-18.09	peak
6	15660.000	14.02	40.80	40.44	36.13	50.51	74.00	-23.49	peak

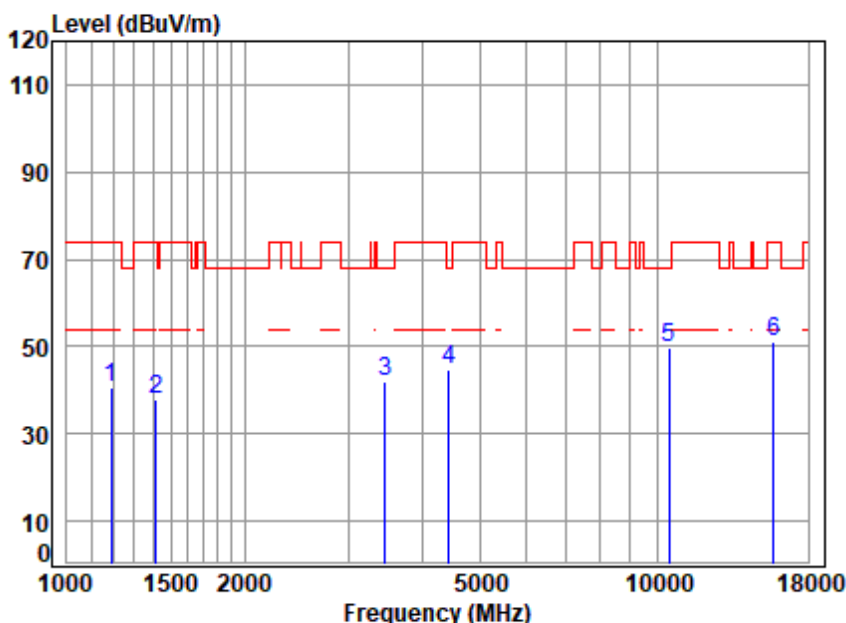
Test Mode: 19; Polarity: Horizontal; Modulation:802.11a; Bandwidth:20MHz; Channel:High



Site : chamber
Condition: 3m HORIZONTAL
Job No : 10866CR
Mode : 5240 TX RSE
Note : 5G WIFI 11A

	Freq	Cable Loss	Ant Factor	Preamp Factor	Read Level	Level	Limit Line	Over Limit	Remark
	MHz	dB	dB/m	dB	dBuV	dBuV/m	dBuV/m	dB	
1	1245.663	2.85	24.79	39.79	45.32	33.17	68.20	-35.03	peak
2	1629.825	3.37	26.38	40.02	47.85	37.58	68.20	-30.62	peak
3	3415.787	5.42	31.57	41.02	46.72	42.69	68.20	-25.51	peak
4	4495.125	6.76	33.59	41.87	46.21	44.69	68.20	-23.51	peak
5	10480.000	10.54	37.71	37.36	40.97	51.86	68.20	-16.34	peak
6	15720.000	14.04	40.83	40.47	37.91	52.31	74.00	-21.69	peak

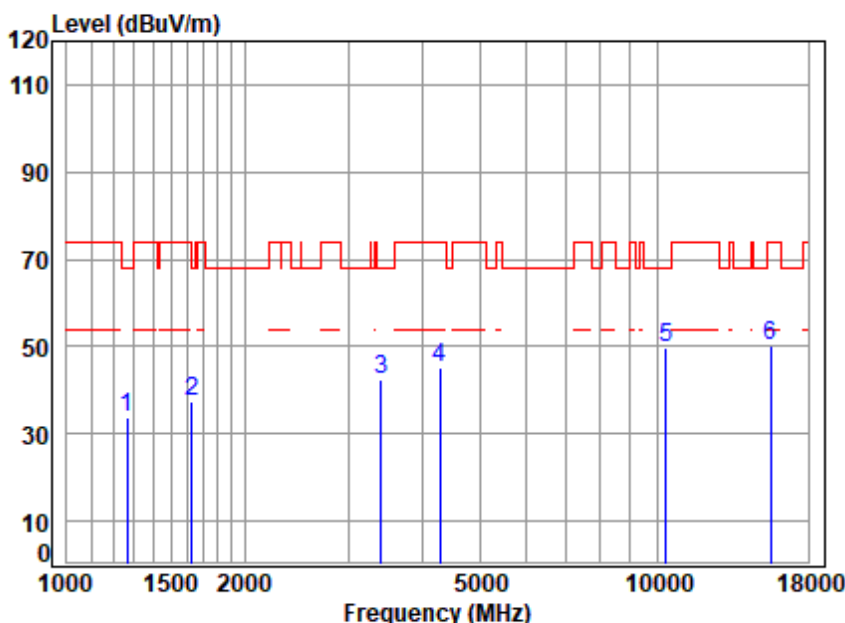
Test Mode: 19; Polarity: Vertical; Modulation:802.11a; Bandwidth:20MHz; Channel:High



Site : chamber
Condition: 3m VERTICAL
Job No : 10866CR
Mode : 5240 TX RSE
Note : 5G WIFI 11A

	Freq	Cable Loss	Ant Factor	Preamp Factor	Read Level	Level	Limit Line	Over Limit	Remark
	MHz	dB	dB/m	dB	dBuV	dBuV/m	dBuV/m	dB	
1	1189.368	2.74	24.54	39.75	52.98	40.51	74.00	-33.49	peak
2	1414.597	3.13	25.48	39.90	49.06	37.77	74.00	-36.23	peak
3	3455.508	5.47	31.63	41.04	45.96	42.02	68.20	-26.18	peak
4	4430.628	6.70	33.48	41.81	46.25	44.62	68.20	-23.58	peak
5	10480.000	10.54	37.71	37.36	39.03	49.92	68.20	-18.28	peak
6	15720.000	14.04	40.83	40.47	36.79	51.19	74.00	-22.81	peak

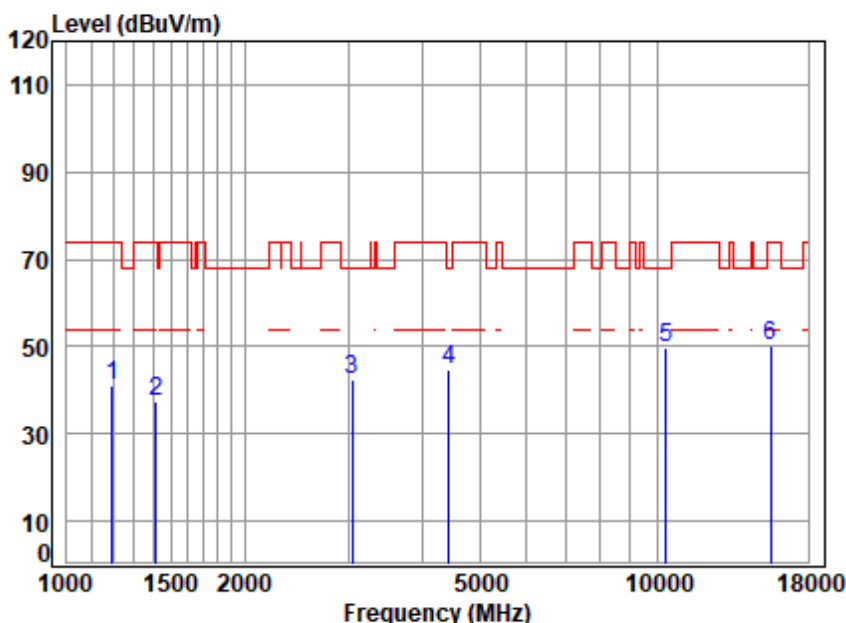
Test Mode: 19; Polarity: Horizontal; Modulation:802.11n; Bandwidth:20MHz; Channel:Low



Site : chamber
Condition: 3m HORIZONTAL
Job No : 10866CR
Mode : 5180 TX RSE
Note : 5G WIFI 11N20

		Cable	Ant	Preamp	Read		Limit	Over	
Freq	Loss	Factor	Factor	Factor	Level	Level	Line	Limit	Remark
MHz	dB	dB/m	dB	dB	dBuV	dBuV/m	dBuV/m	dB	
1	1267.454	2.89	24.89	39.81	45.65	33.62	68.20	-34.58	peak
2	1629.825	3.37	26.38	40.02	47.65	37.38	68.20	-30.82	peak
3	3405.929	5.40	31.56	41.01	46.31	42.26	68.20	-25.94	peak
4	4291.977	6.57	33.24	41.68	47.20	45.33	74.00	-28.67	peak
5	10360.000	10.57	37.76	37.29	38.69	49.73	68.20	-18.47	peak
6	15540.000	13.97	40.72	40.38	35.73	50.04	74.00	-23.96	peak

Test Mode: 19; Polarity: Vertical; Modulation:802.11n; Bandwidth:20MHz; Channel:Low



Site : chamber

Condition: 3m VERTICAL

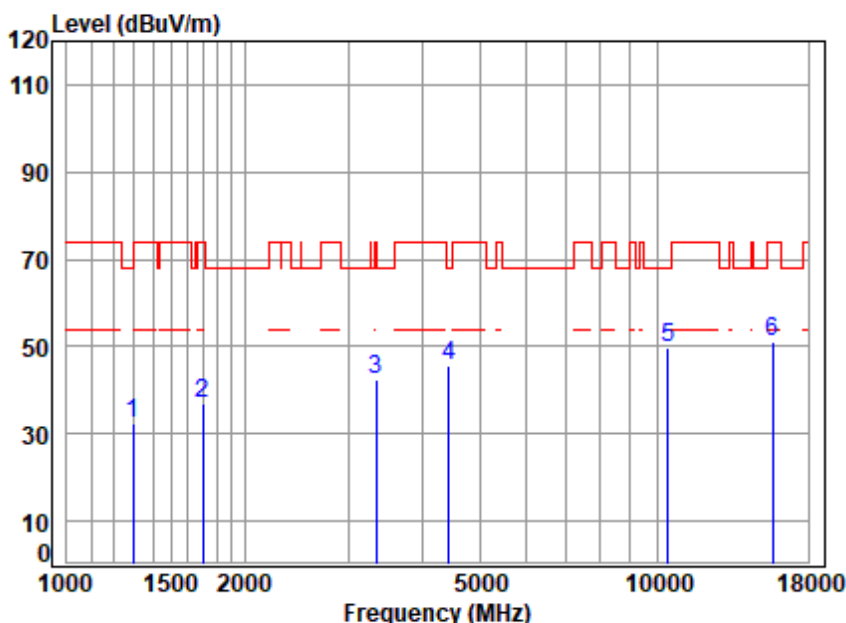
Job No : 10866CR

Mode : 5180 TX RSE

Note : 5G WIFI 11N20

	Freq	Cable Loss	Ant Factor	Preamp Factor	Read Level	Level	Limit Line	Over Limit	Remark
	MHz	dB	dB/m	dB	dBuV	dBuV/m	dBuV/m	dB	
1	1192.811	2.75	24.56	39.75	53.60	41.16	74.00	-32.84	peak
2	1414.597	3.13	25.48	39.90	48.72	37.43	74.00	-36.57	peak
3	3042.846	4.92	30.97	40.73	47.23	42.39	68.20	-25.81	peak
4	4443.453	6.71	33.50	41.82	46.25	44.64	68.20	-23.56	peak
5	10360.000	10.57	37.76	37.29	38.58	49.62	68.20	-18.58	peak
6	15540.000	13.97	40.72	40.38	36.09	50.40	74.00	-23.60	peak

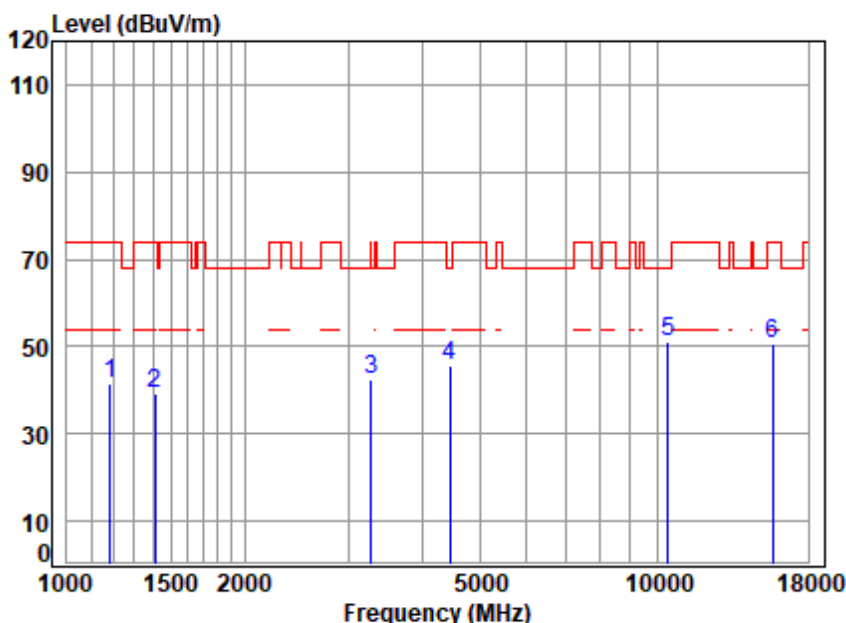
Test Mode: 19; Polarity: Horizontal; Modulation:802.11n; Bandwidth:20MHz; Channel:middle



Site : chamber
Condition: 3m HORIZONTAL
Job No : 10866CR
Mode : 5220 TX RSE
Note : 5G WIFI 11N20

	Freq	Cable Loss	Ant Factor	Preamp Factor	Read Level	Level	Limit Line	Over Limit	Remark
	MHz	dB	dB/m	dB	dBuV	dBuV/m	dBuV/m	dB	
1	1297.103	2.94	25.01	39.83	44.28	32.40	68.20	-35.80	peak
2	1702.042	3.43	26.68	40.06	46.79	36.84	74.00	-37.16	peak
3	3347.371	5.33	31.47	40.97	46.55	42.38	74.00	-31.62	peak
4	4430.628	6.70	33.48	41.81	47.22	45.59	68.20	-22.61	peak
5	10440.000	10.55	37.72	37.34	38.95	49.88	68.20	-18.32	peak
6	15660.000	14.02	40.80	40.44	36.65	51.03	74.00	-22.97	peak

Test Mode: 19; Polarity: Vertical; Modulation: 802.11n; Bandwidth: 20MHz; Channel: middle



Site : chamber

Condition: 3m VERTICAL

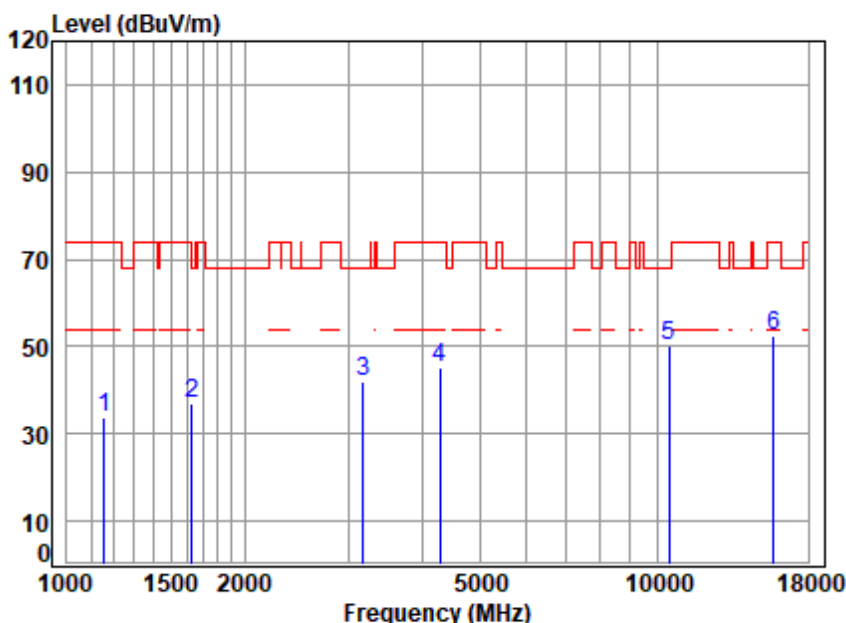
Job No : 10866CR

Mode : 5220 TX RSE

Note : 5G WIFI 11N20

		Cable	Ant	Preamp	Read		Limit	Over	
	Freq	Loss	Factor	Factor	Level	Level	Line	Limit	Remark
	MHz	dB	dB/m	dB	dBuV	dBuV/m	dBuV/m	dB	
1	1185.936	2.74	24.53	39.75	54.04	41.56	74.00	-32.44	peak
2	1410.514	3.12	25.47	39.90	50.73	39.42	74.00	-34.58	peak
3	3280.326	5.24	31.36	40.92	46.91	42.59	68.20	-25.61	peak
4	4456.315	6.72	33.53	41.84	47.02	45.43	68.20	-22.77	peak
5	10440.000	10.55	37.72	37.34	39.97	50.90	68.20	-17.30	peak
6	15660.000	14.02	40.80	40.44	36.31	50.69	74.00	-23.31	peak

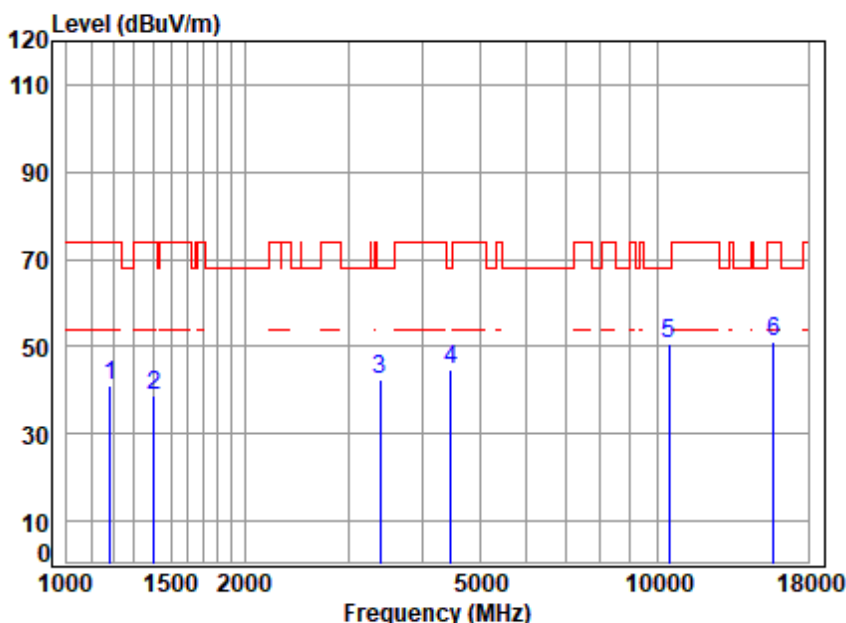
Test Mode: 19; Polarity: Horizontal; Modulation:802.11n; Bandwidth:20MHz; Channel:High



Site : chamber
Condition: 3m HORIZONTAL
Job No : 10866CR
Mode : 5240 TX RSE
Note : 5G WIFI 11N20

	Freq	Cable Loss	Ant Factor	Preamp Factor	Read Level	Level	Limit Line	Over Limit	Remark
	MHz	dB	dB/m	dB	dBuV	dBuV/m	dBuV/m	dB	
1	1158.828	2.69	24.40	39.73	46.38	33.74	74.00	-40.26	peak
2	1629.825	3.37	26.38	40.02	47.10	36.83	68.20	-31.37	peak
3	3177.672	5.11	31.20	40.84	46.68	42.15	68.20	-26.05	peak
4	4279.589	6.56	33.22	41.67	47.20	45.31	74.00	-28.69	peak
5	10480.000	10.54	37.71	37.36	39.50	50.39	68.20	-17.81	peak
6	15720.000	14.04	40.83	40.47	37.86	52.26	74.00	-21.74	peak

Test Mode: 19; Polarity: Vertical; Modulation:802.11n; Bandwidth:20MHz; Channel:High



Site : chamber

Condition: 3m VERTICAL

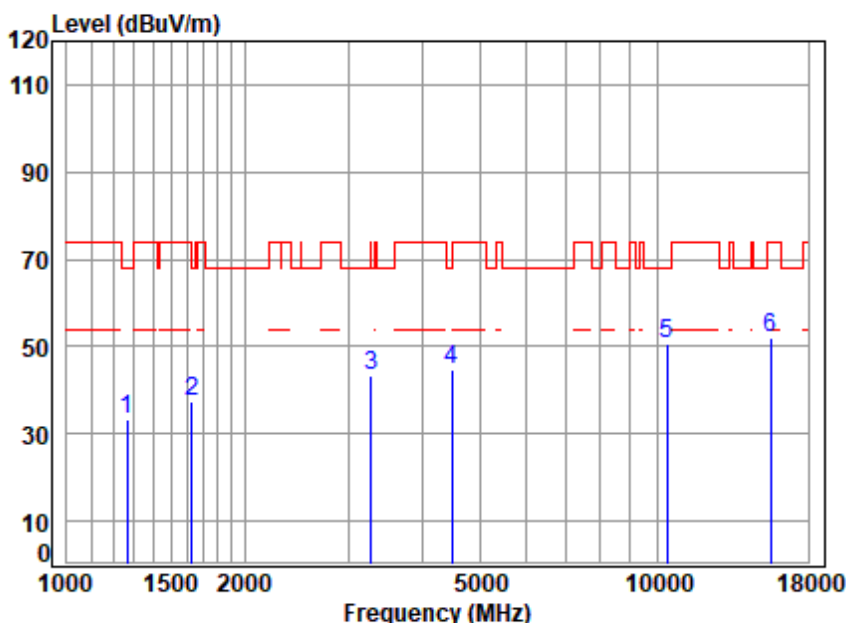
Job No : 10866CR

Mode : 5240 TX RSE

Note : 5G WIFI 11N20

		Cable	Ant	Preamp	Read		Limit	Over	
Freq	Loss	Factor	Factor	Factor	Level	Level	Line	Limit	Remark
MHz	dB	dB/m	dB	dB	dBuV	dBuV/m	dBuV/m	dB	
1	1185.936	2.74	24.53	39.75	53.62	41.14	74.00	-32.86	peak
2	1406.443	3.12	25.45	39.90	50.09	38.76	74.00	-35.24	peak
3	3396.098	5.39	31.54	41.00	46.60	42.53	68.20	-25.67	peak
4	4469.214	6.73	33.55	41.85	46.27	44.70	68.20	-23.50	peak
5	10480.000	10.54	37.71	37.36	39.78	50.67	68.20	-17.53	peak
6	15720.000	14.04	40.83	40.47	36.73	51.13	74.00	-22.87	peak

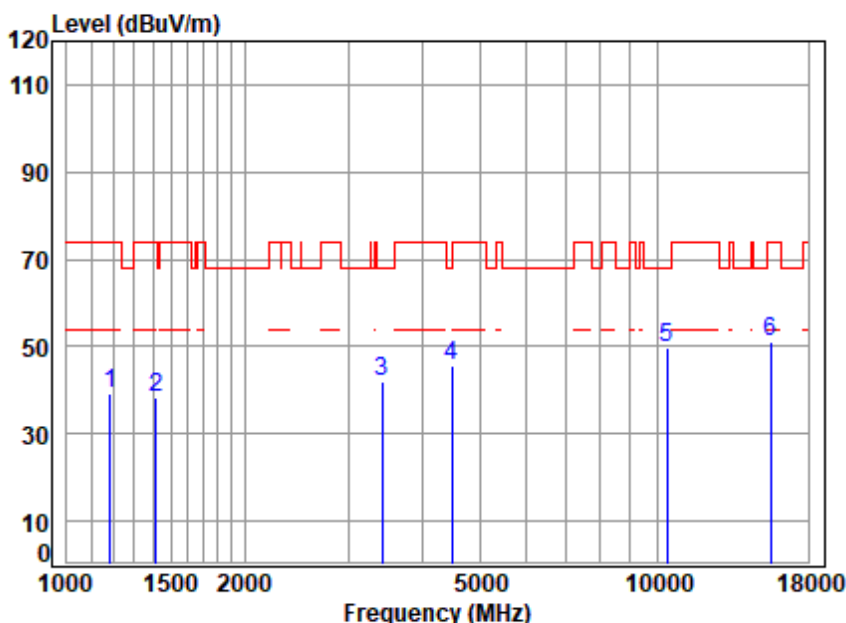
Test Mode: 19; Polarity: Horizontal; Modulation:802.11n; Bandwidth:40MHz; Channel:Low



Site : chamber
Condition: 3m HORIZONTAL
Job No : 10866CR
Mode : 5190 TX RSE
Note : 5G WIFI 11N40

	Freq	Cable Loss	Ant Factor	Preamp Factor	Read Level	Level	Limit Line	Over Limit	Remark
	MHz	dB	dB/m	dB	dBuV	dBuV/m	dBuV/m	dB	
1	1263.796	2.88	24.87	39.80	45.54	33.49	68.20	-34.71	peak
2	1629.825	3.37	26.38	40.02	47.72	37.45	68.20	-30.75	peak
3	3270.858	5.23	31.35	40.91	47.67	43.34	68.20	-24.86	peak
4	4495.125	6.76	33.59	41.87	46.27	44.75	68.20	-23.45	peak
5	10380.000	10.57	37.75	37.30	39.50	50.52	68.20	-17.68	peak
6	15570.000	13.98	40.74	40.40	37.66	51.98	74.00	-22.02	peak

Test Mode: 19; Polarity: Vertical; Modulation:802.11n; Bandwidth:40MHz; Channel:Low



Site : chamber

Condition: 3m VERTICAL

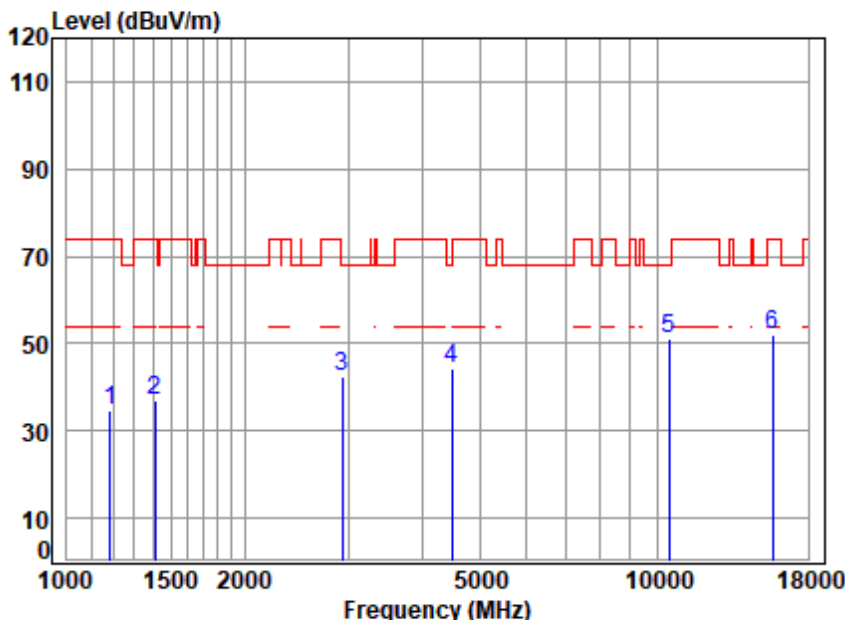
Job No : 10866CR

Mode : 5190 TX RSE

Note : 5G WIFI 11N40

	Freq	Cable Loss	Ant Factor	Preamp Factor	Read Level	Level	Limit Line	Over Limit	Remark
	MHz	dB	dB/m	dB	dBuV	dBuV/m	dBuV/m	dB	
1	1185.936	2.74	24.53	39.75	51.91	39.43	74.00	-34.57	peak
2	1414.597	3.13	25.48	39.90	49.68	38.39	74.00	-35.61	peak
3	3425.675	5.43	31.59	41.02	45.99	41.99	68.20	-26.21	peak
4	4482.150	6.74	33.57	41.86	46.98	45.43	68.20	-22.77	peak
5	10380.000	10.57	37.75	37.30	38.86	49.88	68.20	-18.32	peak
6	15570.000	13.98	40.74	40.40	36.74	51.06	74.00	-22.94	peak

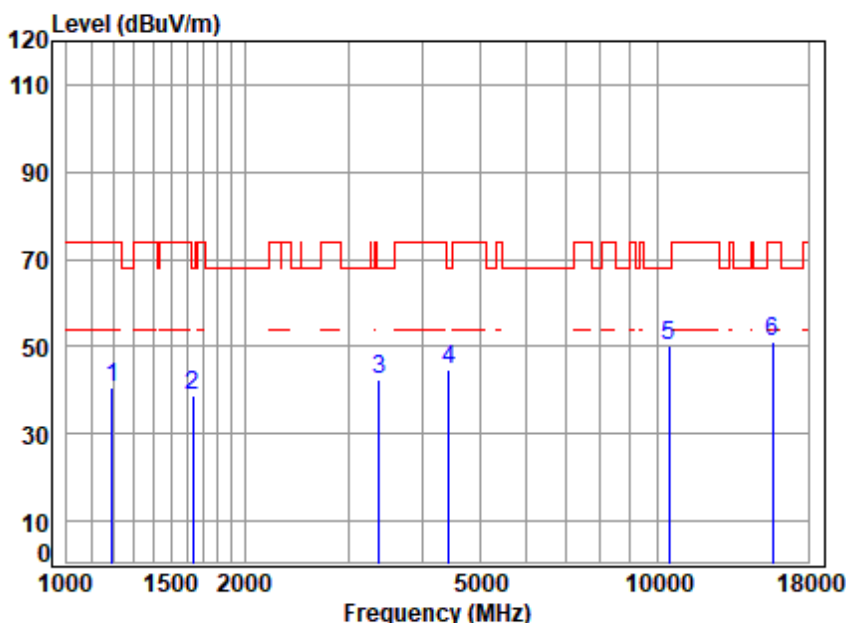
Test Mode: 19; Polarity: Horizontal; Modulation:802.11n; Bandwidth:40MHz; Channel:High



Site : chamber
Condition: 3m HORIZONTAL
Job No : 10866CR
Mode : 5230 TX RSE
Note : 5G WIFI 11N40

	Freq	Cable Loss	Ant Factor	Preamp Factor	Read Level	Level	Limit Line	Over Limit	Remark
	MHz	dB	dB/m	dB	dBuV	dBuV/m	dBuV/m	dB	
1	1185.936	2.74	24.53	39.75	47.25	34.77	74.00	-39.23	peak
2	1410.514	3.12	25.47	39.90	48.27	36.96	74.00	-37.04	peak
3	2930.633	4.82	30.62	40.67	47.50	42.27	68.20	-25.93	peak
4	4482.150	6.74	33.57	41.86	45.90	44.35	68.20	-23.85	peak
5	10460.000	10.54	37.72	37.35	40.08	50.99	68.20	-17.21	peak
6	15690.000	14.03	40.82	40.45	37.69	52.09	74.00	-21.91	peak

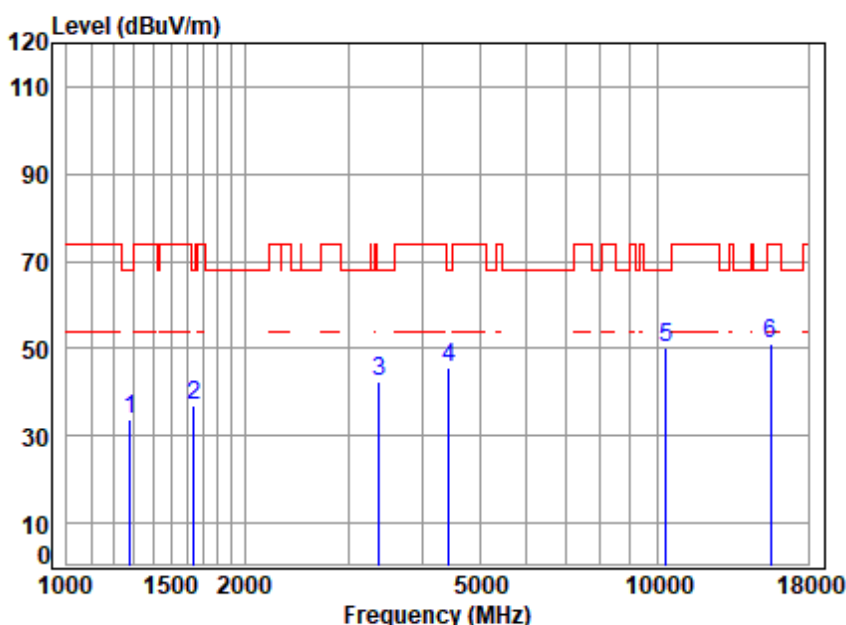
Test Mode: 19; Polarity: Vertical; Modulation:802.11n; Bandwidth:40MHz; Channel:High



Site : chamber
Condition: 3m VERTICAL
Job No : 10866CR
Mode : 5230 TX RSE
Note : 5G WIFI 11N40

	Freq	Cable Loss	Ant Factor	Preamp Factor	Read Level	Level	Limit Line	Over Limit	Remark
	MHz	dB	dB/m	dB	dBuV	dBuV/m	dBuV/m	dB	
1	1192.811	2.75	24.56	39.75	52.96	40.52	74.00	-33.48	peak
2	1634.543	3.38	26.40	40.03	48.82	38.57	68.20	-29.63	peak
3	3376.523	5.37	31.51	40.99	46.50	42.39	68.20	-25.81	peak
4	4443.453	6.71	33.50	41.82	46.25	44.64	68.20	-23.56	peak
5	10460.000	10.54	37.72	37.35	39.27	50.18	68.20	-18.02	peak
6	15690.000	14.03	40.82	40.45	36.60	51.00	74.00	-23.00	peak

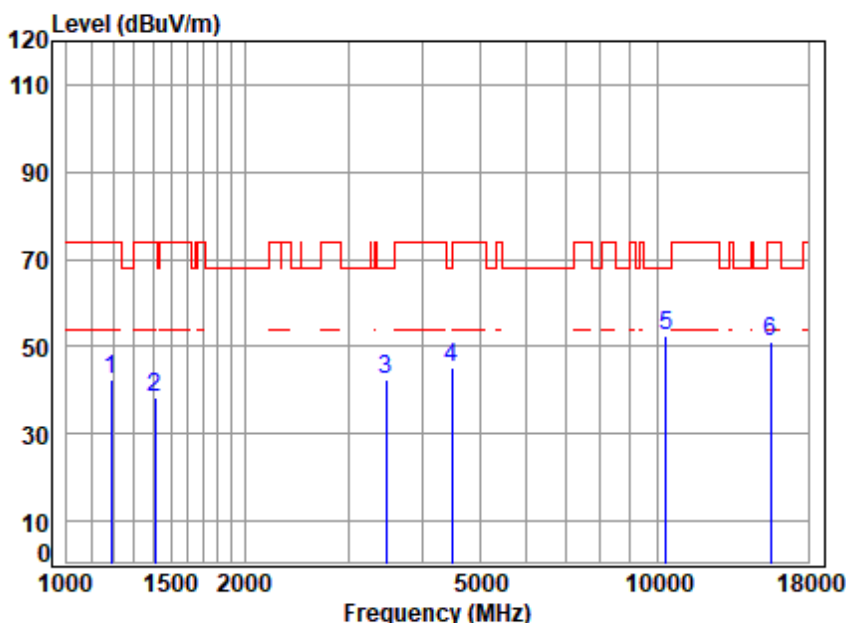
Test Mode: 19; Polarity: Horizontal; Modulation:802.11ac; Bandwidth:20MHz; Channel:Low



Site : chamber
Condition: 3m HORIZONTAL
Job No : 10866CR
Mode : 5180 TX RSE
Note : 5G WIFI 11AC20

	Freq	Cable Loss	Ant Factor	Preamplifier Factor	Read Level	Level	Limit Line	Over Limit	Remark
	MHz	dB	dB/m	dB	dBuV	dBuV/m	dBuV/m	dB	
1	1282.193	2.91	24.95	39.82	45.55	33.59	68.20	-34.61	peak
2	1639.274	3.38	26.42	40.03	47.16	36.93	68.20	-31.27	peak
3	3386.297	5.38	31.53	40.99	46.56	42.48	68.20	-25.72	peak
4	4443.453	6.71	33.50	41.82	47.37	45.76	68.20	-22.44	peak
5	10360.000	10.57	37.76	37.29	39.34	50.38	68.20	-17.82	peak
6	15540.000	13.97	40.72	40.38	36.82	51.13	74.00	-22.87	peak

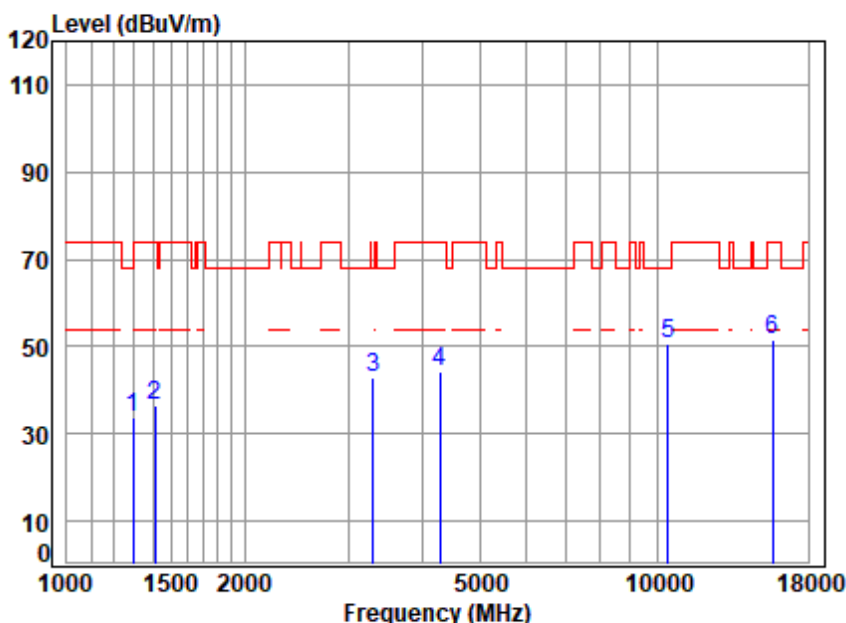
Test Mode: 19; Polarity: Vertical; Modulation:802.11ac; Bandwidth:20MHz; Channel:Low



Site : chamber
Condition: 3m VERTICAL
Job No : 10866CR
Mode : 5180 TX RSE
Note : 5G WIFI 11AC20

	Freq	Cable Loss	Ant Factor	Preamp Factor	Read Level	Level	Limit Line	Over Limit	Remark
	MHz	dB	dB/m	dB	dBuV	dBuV/m	dBuV/m	dB	
1	1189.368	2.74	24.54	39.75	54.82	42.35	74.00	-31.65	peak
2	1410.514	3.12	25.47	39.90	49.42	38.11	74.00	-35.89	peak
3	3475.541	5.49	31.66	41.06	46.51	42.60	68.20	-25.60	peak
4	4482.150	6.74	33.57	41.86	46.67	45.12	68.20	-23.08	peak
5	10360.000	10.57	37.76	37.29	41.65	52.69	68.20	-15.51	peak
6	15540.000	13.97	40.72	40.38	36.71	51.02	74.00	-22.98	peak

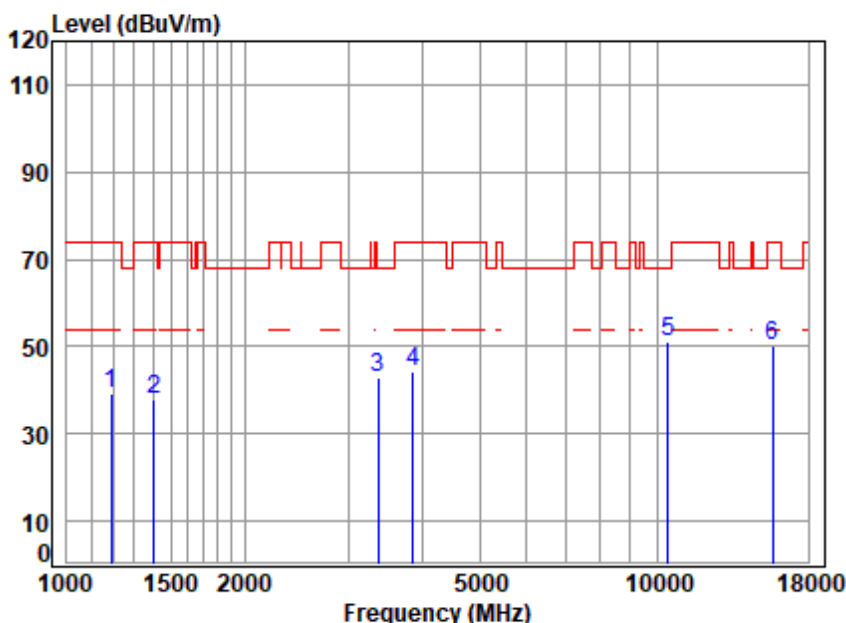
Test Mode: 19; Polarity: Horizontal; Modulation:802.11ac; Bandwidth:20MHz; Channel:middle



Site : chamber
Condition: 3m HORIZONTAL
Job No : 10866CR
Mode : 5220 TX RSE
Note : 5G WIFI 11AC20

	Freq	Cable Loss	Ant Factor	Preamp Factor	Read Level	Level	Limit Line	Over Limit	Remark
	MHz	dB	dB/m	dB	dBuV	dBuV/m	dBuV/m	dB	
1	1297.103	2.94	25.01	39.83	45.78	33.90	68.20	-34.30	peak
2	1410.514	3.12	25.47	39.90	47.82	36.51	74.00	-37.49	peak
3	3299.344	5.27	31.39	40.93	47.18	42.91	68.20	-25.29	peak
4	4291.977	6.57	33.24	41.68	46.12	44.25	74.00	-29.75	peak
5	10440.000	10.55	37.72	37.34	39.68	50.61	68.20	-17.59	peak
6	15660.000	14.02	40.80	40.44	37.29	51.67	74.00	-22.33	peak

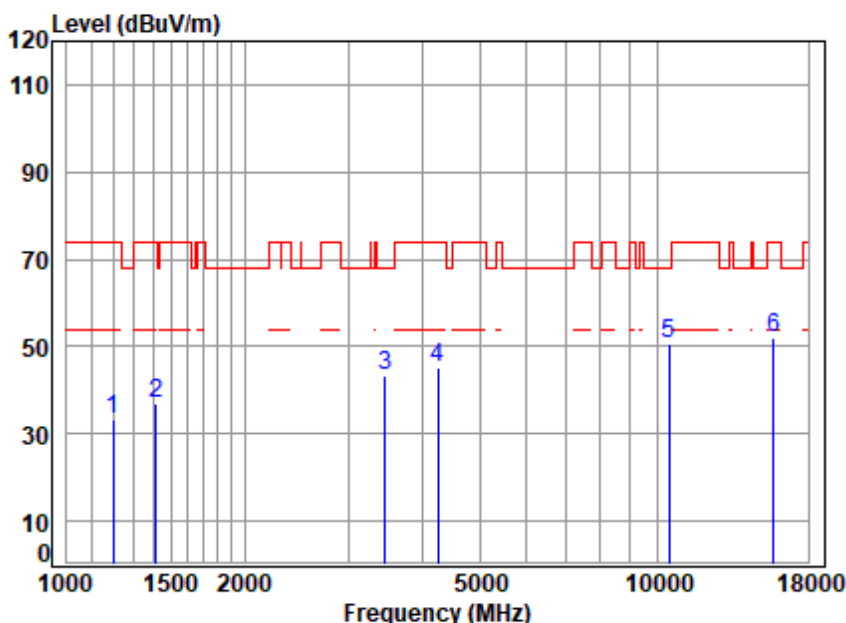
Test Mode: 19; Polarity: Vertical; Modulation:802.11ac; Bandwidth:20MHz; Channel:middle



Site : chamber
Condition: 3m VERTICAL
Job No : 10866CR
Mode : 5220 TX RSE
Note : 5G WIFI 11AC20

	Freq	Cable Loss	Ant Factor	Preamplifier Factor	Read Level	Level	Limit Line	Over Limit	Remark
	MHz	dB	dB/m	dB	dBuV	dBuV/m	dBuV/m	dB	
1	1189.368	2.74	24.54	39.75	51.80	39.33	74.00	-34.67	peak
2	1406.443	3.12	25.45	39.90	49.13	37.80	74.00	-36.20	peak
3	3366.778	5.35	31.50	40.98	47.02	42.89	68.20	-25.31	peak
4	3856.668	6.07	32.43	41.31	47.23	44.42	74.00	-29.58	peak
5	10440.000	10.55	37.72	37.34	40.29	51.22	68.20	-16.98	peak
6	15660.000	14.02	40.80	40.44	35.69	50.07	74.00	-23.93	peak

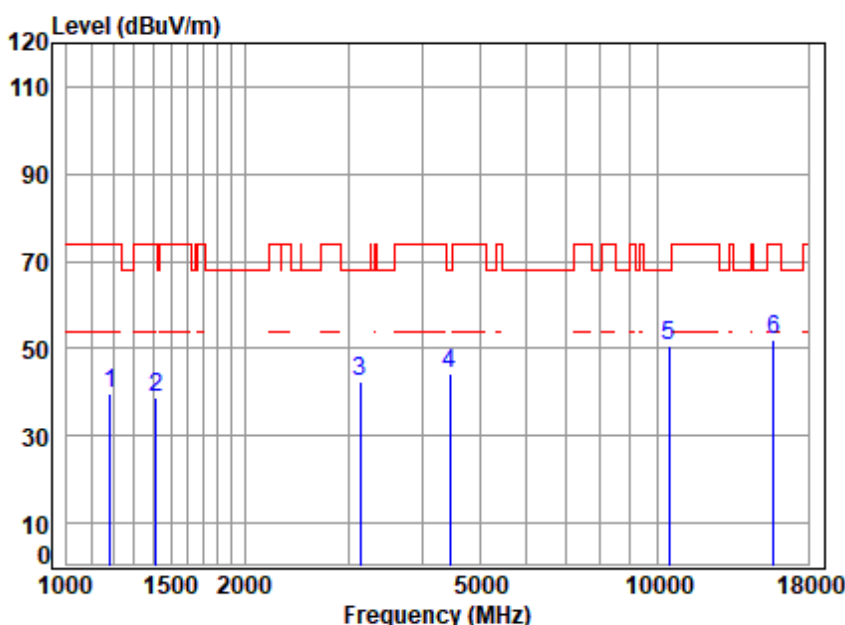
Test Mode: 19; Polarity: Horizontal; Modulation:802.11ac; Bandwidth:20MHz; Channel:High



Site : chamber
Condition: 3m HORIZONTAL
Job No : 10866CR
Mode : 5240 TX RSE
Note : 5G WIFI 11AC20

	Freq	Cable Loss	Ant Factor	Preamp Factor	Read Level	Level	Limit Line	Over Limit	Remark
	MHz	dB	dB/m	dB	dBuV	dBuV/m	dBuV/m	dB	
1	1199.726	2.76	24.59	39.76	45.85	33.44	74.00	-40.56	peak
2	1414.597	3.13	25.48	39.90	48.41	37.12	74.00	-36.88	peak
3	3465.510	5.48	31.65	41.05	47.11	43.19	68.20	-25.01	peak
4	4254.921	6.53	33.17	41.65	47.25	45.30	74.00	-28.70	peak
5	10480.000	10.54	37.71	37.36	39.94	50.83	68.20	-17.37	peak
6	15720.000	14.04	40.83	40.47	37.74	52.14	74.00	-21.86	peak

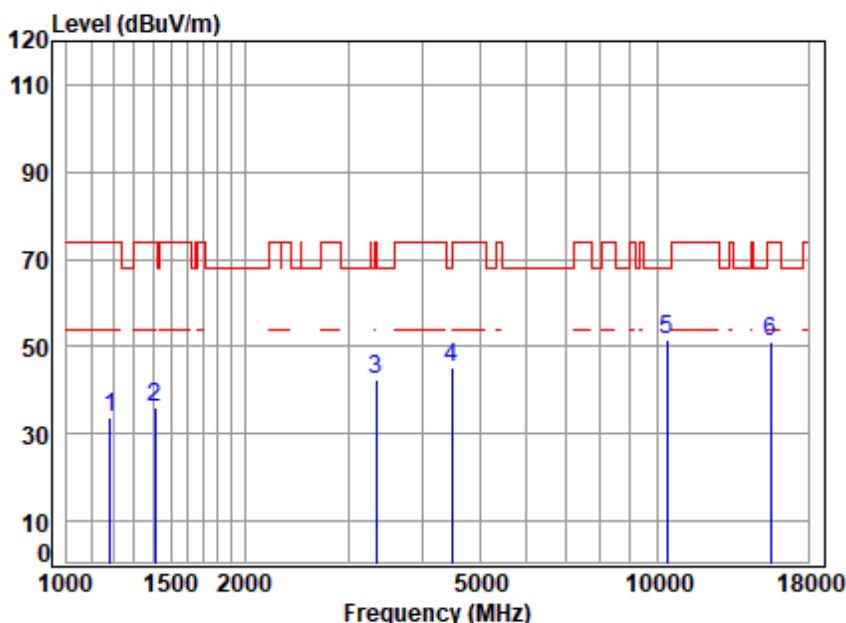
Test Mode: 19; Polarity: Vertical; Modulation: 802.11ac; Bandwidth: 20MHz; Channel: High



Site : chamber
 Condition: 3m VERTICAL
 Job No : 10866CR
 Mode : 5240 TX RSE
 Note : 5G WIFI 11AC20

	Freq	Cable Loss	Ant Factor	Preamp Factor	Read Level	Level	Limit Line	Over Limit	Remark
	MHz	dB	dB/m	dB	dBuV	dBuV/m	dBuV/m	dB	
1	1185.936	2.74	24.53	39.75	52.29	39.81	74.00	-34.19	peak
2	1414.597	3.13	25.48	39.90	50.30	39.01	74.00	-34.99	peak
3	3141.145	5.06	31.14	40.81	46.84	42.23	68.20	-25.97	peak
4	4456.315	6.72	33.53	41.84	46.04	44.45	68.20	-23.75	peak
5	10480.000	10.54	37.71	37.36	39.70	50.59	68.20	-17.61	peak
6	15720.000	14.04	40.83	40.47	37.72	52.12	74.00	-21.88	peak

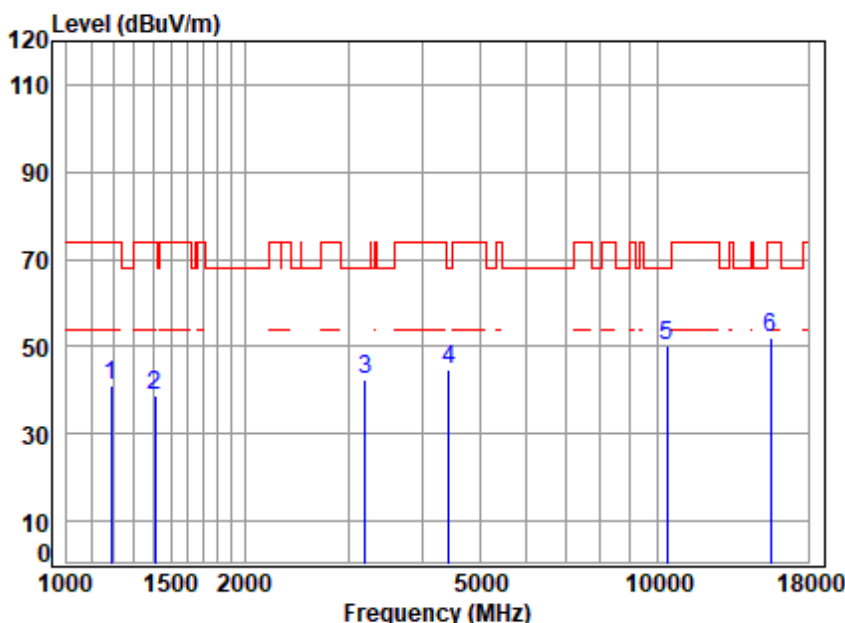
Test Mode: 19; Polarity: Horizontal; Modulation:802.11ac; Bandwidth:40MHz; Channel:Low



Site : chamber
Condition: 3m HORIZONTAL
Job No : 10866CR
Mode : 5190 TX RSE
Note : 5G WIFI 11AC40

	Freq	Cable Loss	Ant Factor	Preamplifier Factor	Read Level	Level	Limit Line	Over Limit	Remark
	MHz	dB	dB/m	dB	dBuV	dBuV/m	dBuV/m	dB	
1	1185.936	2.74	24.53	39.75	46.27	33.79	74.00	-40.21	peak
2	1410.514	3.12	25.47	39.90	47.49	36.18	74.00	-37.82	peak
3	3347.371	5.33	31.47	40.97	46.42	42.25	74.00	-31.75	peak
4	4482.150	6.74	33.57	41.86	46.53	44.98	68.20	-23.22	peak
5	10380.000	10.57	37.75	37.30	40.64	51.66	68.20	-16.54	peak
6	15570.000	13.98	40.74	40.40	36.67	50.99	74.00	-23.01	peak

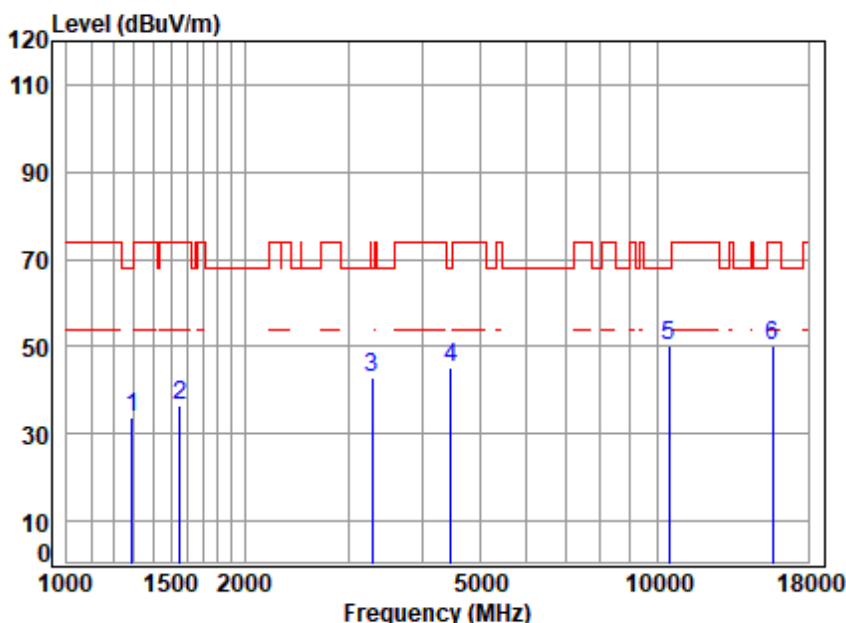
Test Mode: 19; Polarity: Vertical; Modulation:802.11ac; Bandwidth:40MHz; Channel:Low



Site : chamber
Condition: 3m VERTICAL
Job No : 10866CR
Mode : 5190 TX RSE
Note : 5G WIFI 11AC40

		Cable	Ant	Preamp	Read		Limit	Over	
Freq	Loss	Factor	Factor	Factor	Level	Level	Line	Limit	Remark
MHz	dB	dB/m		dB	dBuV	dBuV/m	dBuV/m	dB	
1	1189.368	2.74	24.54	39.75	53.71	41.24	74.00	-32.76	peak
2	1410.514	3.12	25.47	39.90	50.06	38.75	74.00	-35.25	peak
3	3205.345	5.14	31.24	40.86	46.78	42.30	68.20	-25.90	peak
4	4430.628	6.70	33.48	41.81	46.45	44.82	68.20	-23.38	peak
5	10380.000	10.57	37.75	37.30	39.39	50.41	68.20	-17.79	peak
6	15570.000	13.98	40.74	40.40	37.72	52.04	74.00	-21.96	peak

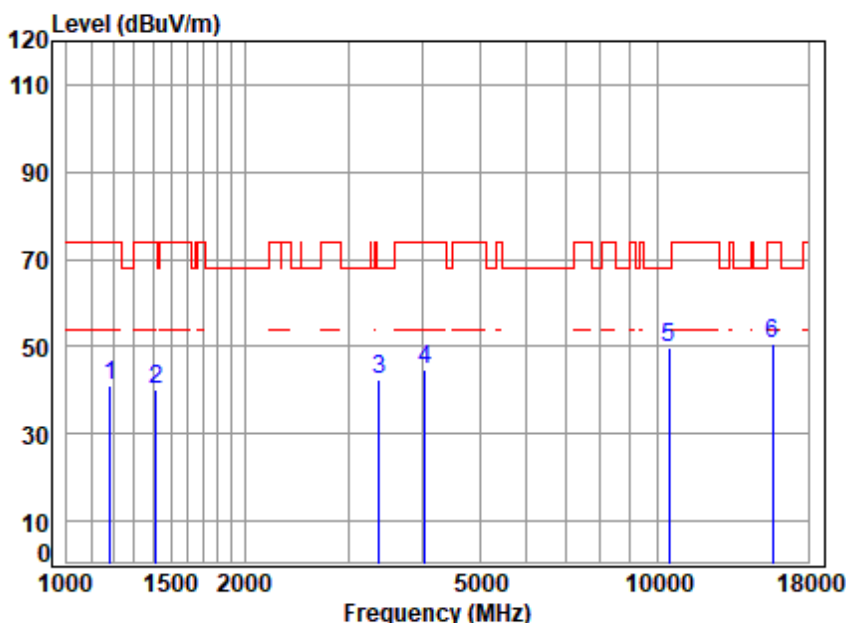
Test Mode: 19; Polarity: Horizontal; Modulation:802.11ac; Bandwidth:40MHz; Channel:High



Site : chamber
Condition: 3m HORIZONTAL
Job No : 10866CR
Mode : 5230 TX RSE
Note : 5G WIFI 11AC40

	Freq	Cable Loss	Ant Factor	Preamp Factor	Read Level	Level	Limit Line	Over Limit	Remark
	MHz	dB	dB/m	dB	dBuV	dBuV/m	dBuV/m	dB	
1	1289.627	2.92	24.98	39.82	45.78	33.86	68.20	-34.34	peak
2	1556.169	3.31	26.06	39.98	46.97	36.36	74.00	-37.64	peak
3	3289.821	5.25	31.38	40.92	47.30	43.01	68.20	-25.19	peak
4	4469.214	6.73	33.55	41.85	46.81	45.24	68.20	-22.96	peak
5	10460.000	10.54	37.72	37.35	39.27	50.18	68.20	-18.02	peak
6	15690.000	14.03	40.82	40.45	35.90	50.30	74.00	-23.70	peak

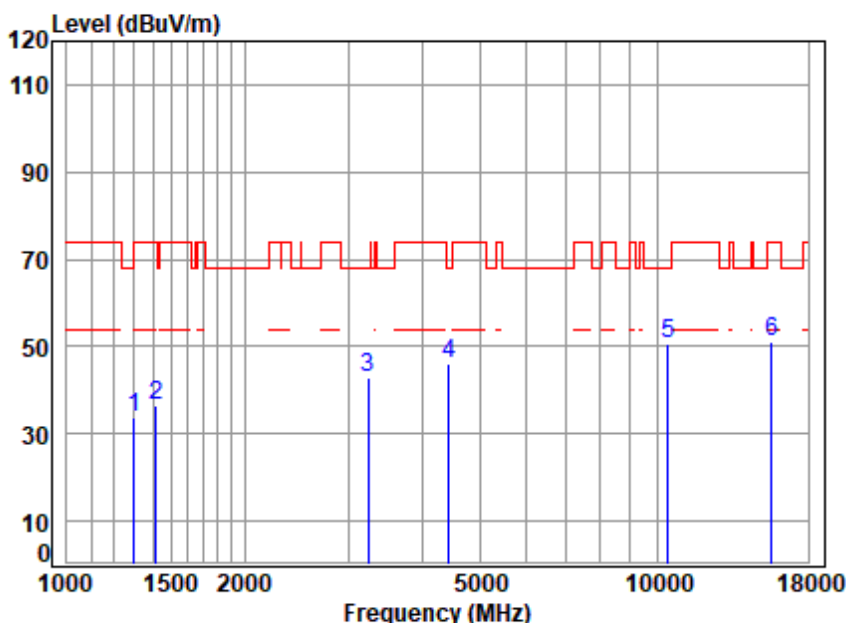
Test Mode: 19; Polarity: Vertical; Modulation:802.11ac; Bandwidth:40MHz; Channel:High



Site : chamber
Condition: 3m VERTICAL
Job No : 10866CR
Mode : 5230 TX RSE
Note : 5G WIFI 11AC40

	Freq	Cable Loss	Ant Factor	Preamplifier Factor	Read Level	Level	Limit Line	Over Limit	Remark
	MHz	dB	dB/m	dB	dBuV	dBuV/m	dBuV/m	dB	
1	1185.936	2.74	24.53	39.75	53.72	41.24	74.00	-32.76	peak
2	1414.597	3.13	25.48	39.90	51.36	40.07	74.00	-33.93	peak
3	3376.523	5.37	31.51	40.99	46.46	42.35	68.20	-25.85	peak
4	4039.212	6.32	32.77	41.44	46.88	44.53	74.00	-29.47	peak
5	10460.000	10.54	37.72	37.35	39.03	49.94	68.20	-18.26	peak
6	15690.000	14.03	40.82	40.45	36.13	50.53	74.00	-23.47	peak

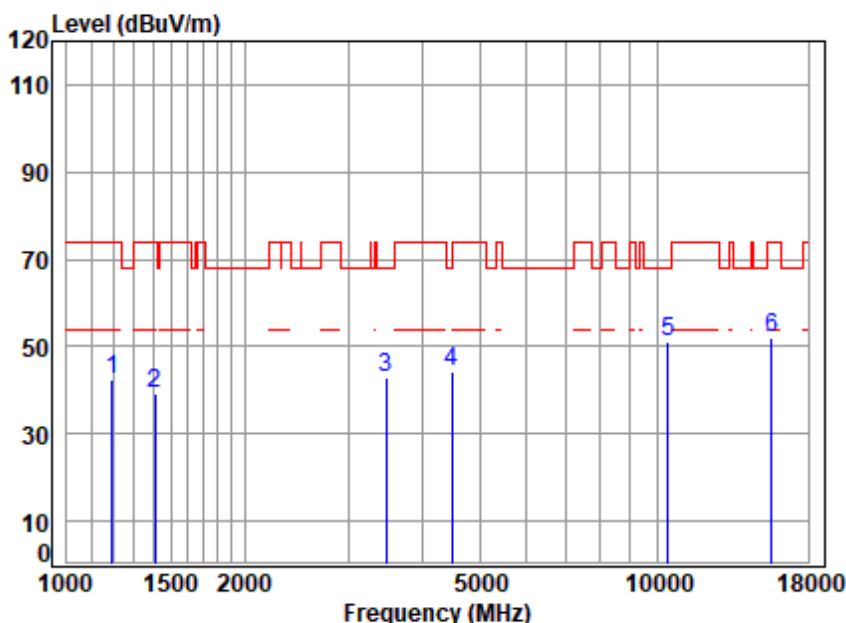
Test Mode: 19; Polarity: Horizontal; Modulation:802.11ac; Bandwidth:80MHz; Channel:middle



Site : chamber
Condition: 3m HORIZONTAL
Job No : 10866CR
Mode : 5210 TX RSE
Note : 5G WIFI 11AC80

	Freq	Cable Loss	Ant Factor	Preamp Factor	Read Level	Level	Limit Line	Over Limit	Remark
	MHz	dB	dB/m	dB	dBuV	dBuV/m	dBuV/m	dB	
1	1300.858	2.94	25.03	39.83	45.52	33.66	74.00	-40.34	peak
2	1414.597	3.13	25.48	39.90	47.90	36.61	74.00	-37.39	peak
3	3233.260	5.18	31.29	40.88	47.13	42.72	68.20	-25.48	peak
4	4430.628	6.70	33.48	41.81	47.62	45.99	68.20	-22.21	peak
5	10420.000	10.56	37.73	37.33	39.59	50.55	68.20	-17.65	peak
6	15630.000	14.01	40.78	40.42	36.94	51.31	74.00	-22.69	peak

Test Mode: 19; Polarity: Vertical; Modulation:802.11ac; Bandwidth:80MHz; Channel:middle

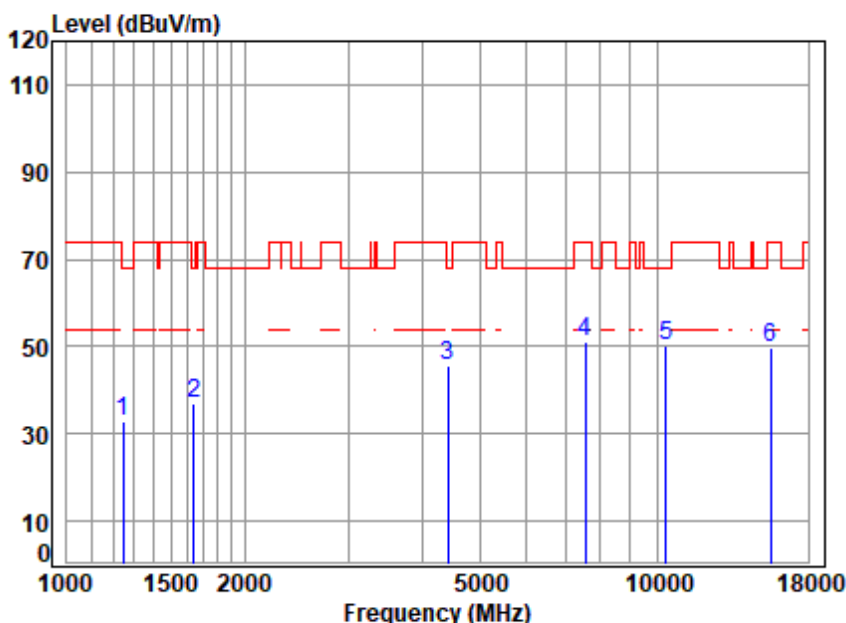


Site : chamber
Condition: 3m VERTICAL
Job No : 10866CR
Mode : 5210 TX RSE
Note : 5G WIFI 11AC80

	Freq	Cable Loss	Ant Factor	Preamplifier Factor	Read Level	Level	Limit Line	Over Limit	Remark
	MHz	dB	dB/m	dB	dBuV	dBuV/m	dBuV/m	dB	
1	1192.811	2.75	24.56	39.75	54.68	42.24	74.00	-31.76	peak
2	1410.514	3.12	25.47	39.90	50.45	39.14	74.00	-34.86	peak
3	3475.541	5.49	31.66	41.06	46.78	42.87	68.20	-25.33	peak
4	4482.150	6.74	33.57	41.86	46.02	44.47	68.20	-23.73	peak
5	10420.000	10.56	37.73	37.33	40.19	51.15	68.20	-17.05	peak
6	15630.000	14.01	40.78	40.42	37.48	51.85	74.00	-22.15	peak



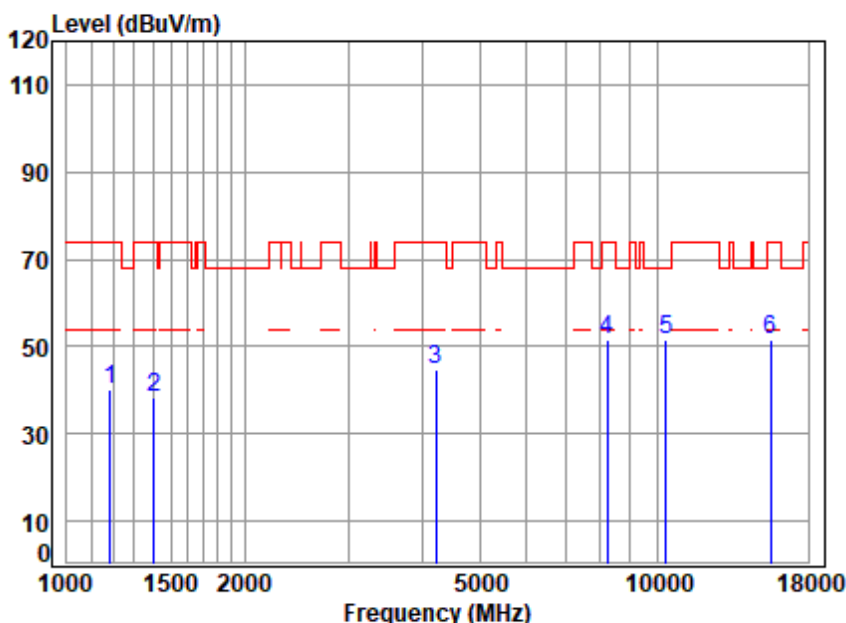
Test Mode: 19; Polarity: Horizontal; Bandwidth:20MHz; Channel:Low



Site : chamber
Condition: 3m HORIZONTAL
Job No : 10866CR
Mode : 5180 TX RSE
Note : 5G WIFI 11AX 20

	Freq	Cable Loss	Ant Factor	Preamp Factor	Read Level	Level	Limit Line	Over Limit	Remark
	MHz	dB	dB/m	dB	dBuV	dBuV/m	dBuV/m	dB	
1	1245.663	2.85	24.79	39.79	44.92	32.77	68.20	-35.43	peak
2	1639.274	3.38	26.42	40.03	47.41	37.18	68.20	-31.02	peak
3	4417.841	6.68	33.46	41.80	47.35	45.69	68.20	-22.51	peak
4	7562.942	9.06	36.35	41.18	46.85	51.08	74.00	-22.92	peak
5	10360.000	10.57	37.76	37.29	39.24	50.28	68.20	-17.92	peak
6	15540.000	13.97	40.72	40.38	35.62	49.93	74.00	-24.07	peak

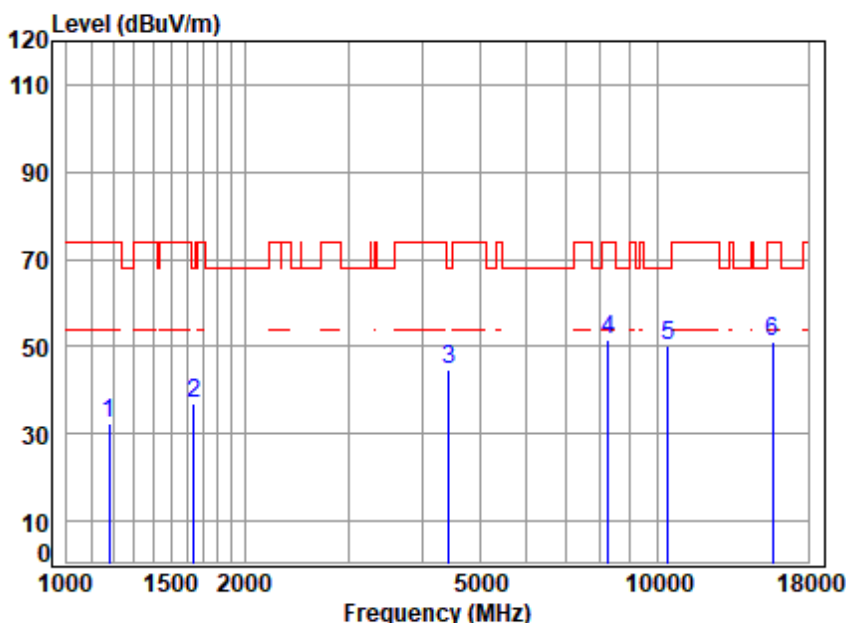
Test Mode: 19; Polarity: Vertical; Bandwidth:20MHz; Channel:Low



Site : chamber
Condition: 3m VERTICAL
Job No : 10866CR
Mode : 5180 TX RSE
Note : 5G WIFI 11AX 20

	Freq	Cable Loss	Ant Factor	Preamp Factor	Read Level	Level	Limit Line	Over Limit	Remark
	MHz	dB	dB/m	dB	dBuV	dBuV/m	dBuV/m	dB	
1	1185.936	2.74	24.53	39.75	52.62	40.14	74.00	-33.86	peak
2	1406.443	3.12	25.45	39.90	49.69	38.36	74.00	-35.64	peak
3	4218.186	6.50	33.11	41.61	46.63	44.63	74.00	-29.37	peak
4	8224.200	9.73	36.84	40.34	45.24	51.47	74.00	-22.53	peak
5	10360.000	10.57	37.76	37.29	40.48	51.52	68.20	-16.68	peak
6	15540.000	13.97	40.72	40.38	37.18	51.49	74.00	-22.51	peak

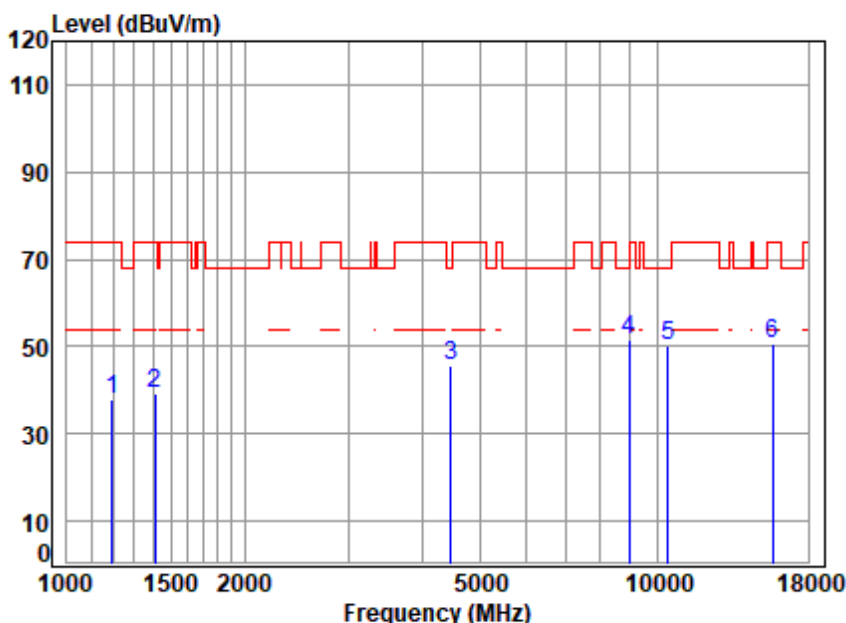
Test Mode: 19; Polarity: Horizontal; Bandwidth:20MHz; Channel:middle



Site : chamber
Condition: 3m HORIZONTAL
Job No : 10866CR
Mode : 5220 TX RSE
Note : 5G WIFI 11AX 20

	Freq	Cable Loss	Ant Factor	Preamp Factor	Read Level	Level	Limit Line	Over Limit	Remark
	MHz	dB	dB/m	dB	dBuV	dBuV/m	dBuV/m	dB	
1	1179.100	2.73	24.49	39.74	45.01	32.49	74.00	-41.51	peak
2	1639.274	3.38	26.42	40.03	47.05	36.82	68.20	-31.38	peak
3	4430.628	6.70	33.48	41.81	46.31	44.68	68.20	-23.52	peak
4	8271.880	9.79	36.87	40.25	45.17	51.58	74.00	-22.42	peak
5	10440.000	10.55	37.72	37.34	39.10	50.03	68.20	-18.17	peak
6	15660.000	14.02	40.80	40.44	36.85	51.23	74.00	-22.77	peak

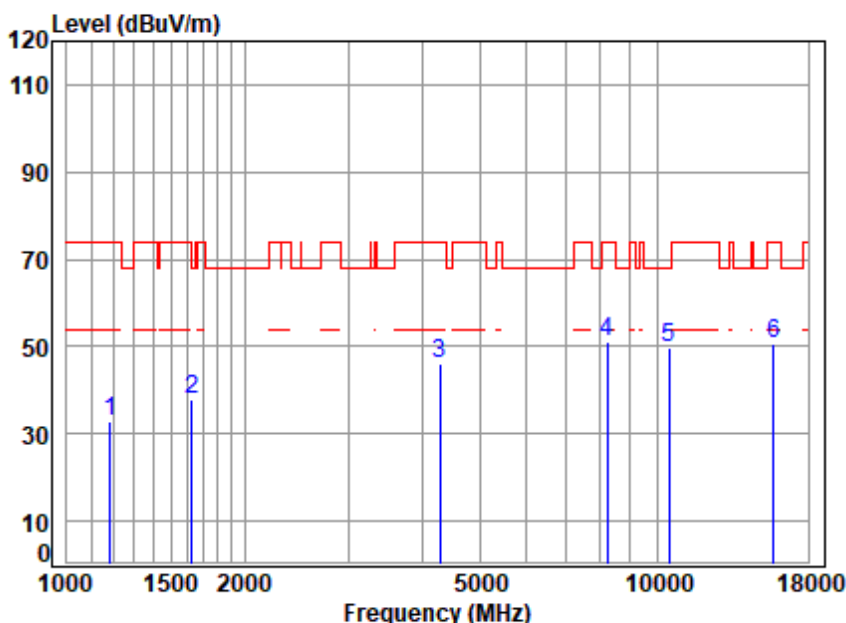
Test Mode: 19; Polarity: Vertical; Bandwidth:20MHz; Channel:middle



Site : chamber
Condition: 3m VERTICAL
Job No : 10866CR
Mode : 5220 TX RSE
Note : 5G WIFI 11AX 20

	Freq	Cable Loss	Ant Factor	Preamp Factor	Read Level	Level	Limit Line	Over Limit	Remark
	MHz	dB	dB/m	dB	dBuV	dBuV/m	dBuV/m	dB	
1	1192.811	2.75	24.56	39.75	50.22	37.78	74.00	-36.22	peak
2	1410.514	3.12	25.47	39.90	50.47	39.16	74.00	-34.84	peak
3	4469.214	6.73	33.55	41.85	46.99	45.42	68.20	-22.78	peak
4	8943.274	10.28	37.18	38.95	42.91	51.42	68.20	-16.78	peak
5	10440.000	10.55	37.72	37.34	39.05	49.98	68.20	-18.22	peak
6	15660.000	14.02	40.80	40.44	36.48	50.86	74.00	-23.14	peak

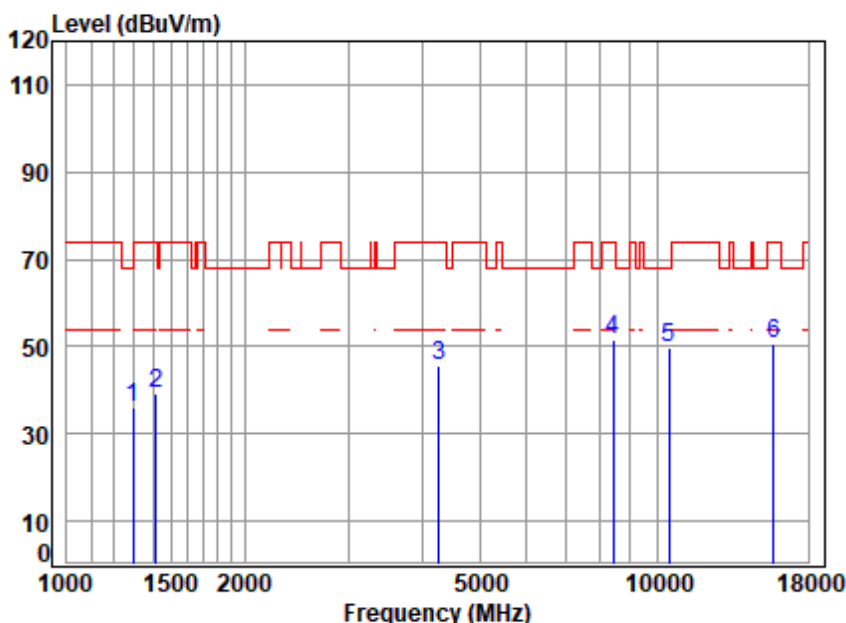
Test Mode: 19; Polarity: Horizontal; Bandwidth:20MHz; Channel:High



Site : chamber
Condition: 3m HORIZONTAL
Job No : 10866CR
Mode : 5240 TX RSE
Note : 5G WIFI 11AX 20

	Freq	Cable Loss	Ant Factor	Preamp Factor	Read Level	Level	Limit Line	Over Limit	Remark
	MHz	dB	dB/m	dB	dBuV	dBuV/m	dBuV/m	dB	
1	1185.936	2.74	24.53	39.75	45.14	32.66	74.00	-41.34	peak
2	1629.825	3.37	26.38	40.02	48.30	38.03	68.20	-30.17	peak
3	4291.977	6.57	33.24	41.68	48.07	46.20	74.00	-27.80	peak
4	8224.200	9.73	36.84	40.34	44.66	50.89	74.00	-23.11	peak
5	10480.000	10.54	37.71	37.36	38.96	49.85	68.20	-18.35	peak
6	15720.000	14.04	40.83	40.47	36.27	50.67	74.00	-23.33	peak

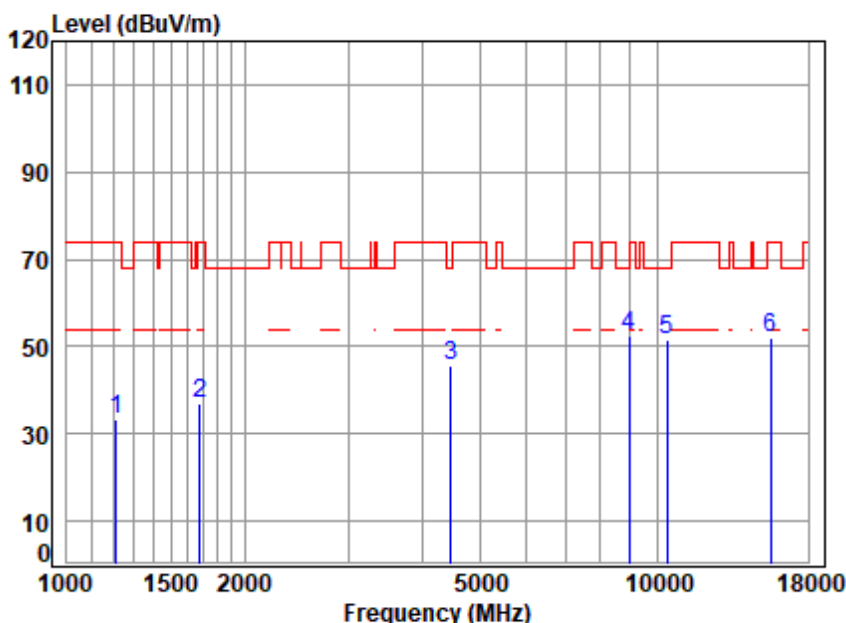
Test Mode: 19; Polarity: Vertical; Bandwidth:20MHz; Channel:High



Site : chamber
Condition: 3m VERTICAL
Job No : 10866CR
Mode : 5240 TX RSE
Note : 5G WIFI 11AX 20

	Freq	Cable Loss	Ant Factor	Preamp Factor	Read Level	Level	Limit Line	Over Limit	Remark
	MHz	dB	dB/m	dB	dBuV	dBuV/m	dBuV/m	dB	
1	1297.103	2.94	25.01	39.83	48.09	36.21	68.20	-31.99	peak
2	1414.597	3.13	25.48	39.90	50.53	39.24	74.00	-34.76	peak
3	4267.237	6.54	33.19	41.66	47.69	45.76	74.00	-28.24	peak
4	8416.584	9.99	36.95	39.96	44.57	51.55	74.00	-22.45	peak
5	10480.000	10.54	37.71	37.36	38.81	49.70	68.20	-18.50	peak
6	15720.000	14.04	40.83	40.47	36.09	50.49	74.00	-23.51	peak

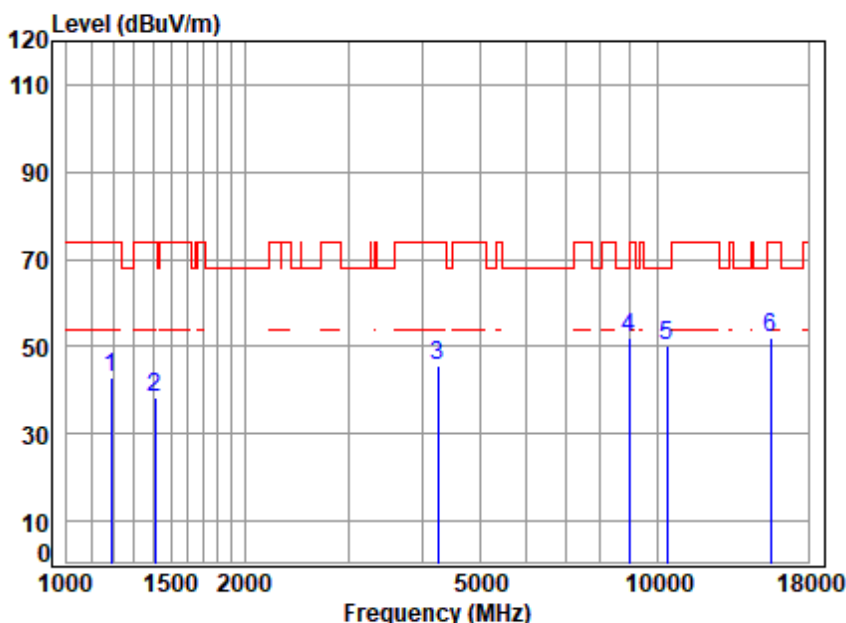
Test Mode: 19; Polarity: Horizontal; Bandwidth:40MHz; Channel:Low



Site : chamber
Condition: 3m HORIZONTAL
Job No : 10866CR
Mode : 5190 TX RSE
Note : 5G WIFI 11AX 40

	Freq	Cable Loss	Ant Factor	Preamp Factor	Read Level	Level	Limit Line	Over Limit	Remark
	MHz	dB	dB/m	dB	dBuV	dBuV/m	dBuV/m	dB	
1	1210.174	2.78	24.64	39.77	45.65	33.30	74.00	-40.70	peak
2	1682.477	3.42	26.60	40.05	47.10	37.07	74.00	-36.93	peak
3	4469.214	6.73	33.55	41.85	46.98	45.41	68.20	-22.79	peak
4	8943.274	10.28	37.18	38.95	43.83	52.34	68.20	-15.86	peak
5	10380.000	10.57	37.75	37.30	40.40	51.42	68.20	-16.78	peak
6	15570.000	13.98	40.74	40.40	37.70	52.02	74.00	-21.98	peak

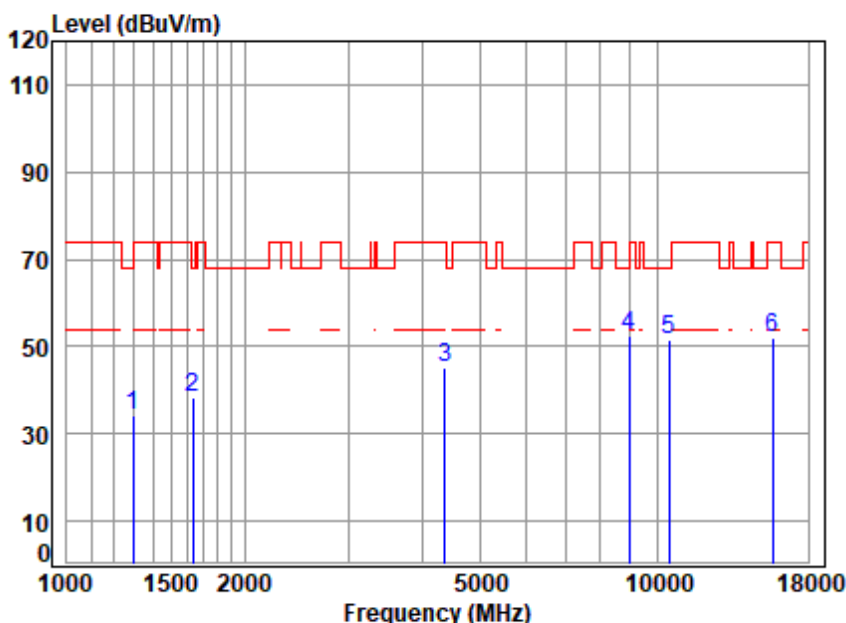
Test Mode: 19; Polarity: Vertical; Bandwidth:40MHz; Channel:Low



Site : chamber
Condition: 3m VERTICAL
Job No : 10866CR
Mode : 5190 TX RSE
Note : 5G WIFI 11AX 40

	Freq	Cable Loss	Ant Factor	Preamp Factor	Read Level	Level	Limit Line	Over Limit	Remark
	MHz	dB	dB/m	dB	dBuV	dBuV/m	dBuV/m	dB	
1	1189.368	2.74	24.54	39.75	55.51	43.04	74.00	-30.96	peak
2	1410.514	3.12	25.47	39.90	49.47	38.16	74.00	-35.84	peak
3	4254.921	6.53	33.17	41.65	47.58	45.63	74.00	-28.37	peak
4	8943.274	10.28	37.18	38.95	43.33	51.84	68.20	-16.36	peak
5	10380.000	10.57	37.75	37.30	39.16	50.18	68.20	-18.02	peak
6	15570.000	13.98	40.74	40.40	37.62	51.94	74.00	-22.06	peak

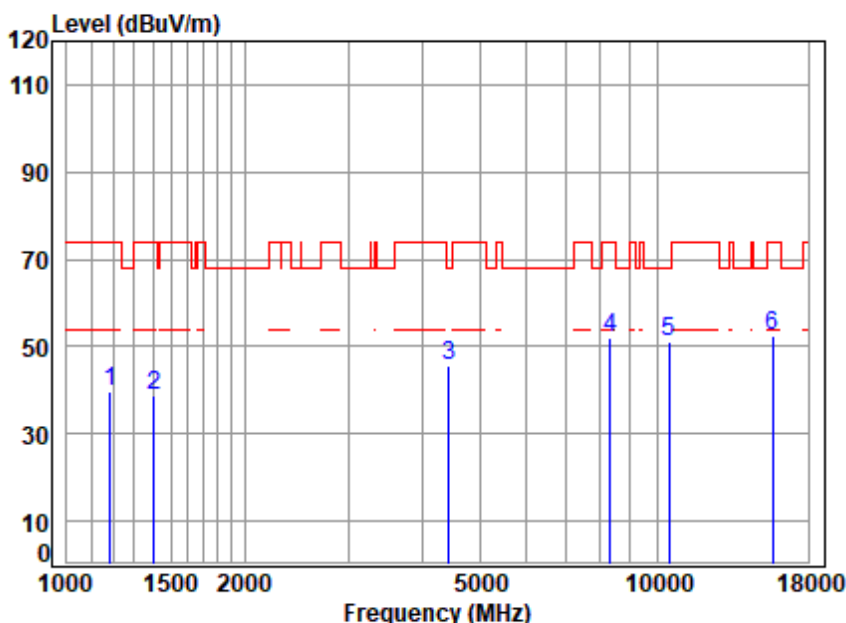
Test Mode: 19; Polarity: Horizontal; Bandwidth:40MHz; Channel:High



Site : chamber
Condition: 3m HORIZONTAL
Job No : 10866CR
Mode : 5230 TX RSE
Note : 5G WIFI 11AX 40

	Freq	Cable Loss	Ant Factor	Preamp Factor	Read Level	Level	Limit Line	Over Limit	Remark
	MHz	dB	dB/m	dB	dBuV	dBuV/m	dBuV/m	dB	
1	1297.103	2.94	25.01	39.83	45.90	34.02	68.20	-34.18	peak
2	1634.543	3.38	26.40	40.03	48.37	38.12	68.20	-30.08	peak
3	4367.058	6.64	33.37	41.75	47.11	45.37	74.00	-28.63	peak
4	8943.274	10.28	37.18	38.95	43.97	52.48	68.20	-15.72	peak
5	10460.000	10.54	37.72	37.35	40.70	51.61	68.20	-16.59	peak
6	15690.000	14.03	40.82	40.45	37.77	52.17	74.00	-21.83	peak

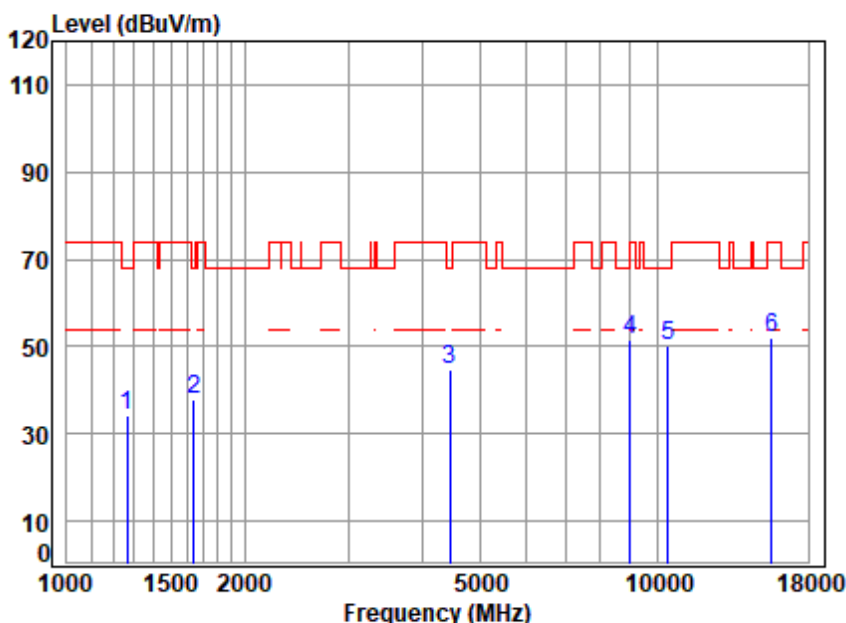
Test Mode: 19; Polarity: Vertical; Bandwidth:40MHz; Channel:High



Site : chamber
Condition: 3m VERTICAL
Job No : 10866CR
Mode : 5230 TX RSE
Note : 5G WIFI 11AX 40

	Freq	Cable Loss	Ant Factor	Preamp Factor	Read Level	Level	Limit Line	Over Limit	Remark
	MHz	dB	dB/m	dB	dBuV	dBuV/m	dBuV/m	dB	
1	1185.936	2.74	24.53	39.75	51.98	39.50	74.00	-34.50	peak
2	1406.443	3.12	25.45	39.90	50.28	38.95	74.00	-35.05	peak
3	4443.453	6.71	33.50	41.82	47.05	45.44	68.20	-22.76	peak
4	8319.836	9.86	36.89	40.15	45.58	52.18	74.00	-21.82	peak
5	10460.000	10.54	37.72	37.35	40.00	50.91	68.20	-17.29	peak
6	15690.000	14.03	40.82	40.45	38.26	52.66	74.00	-21.34	peak

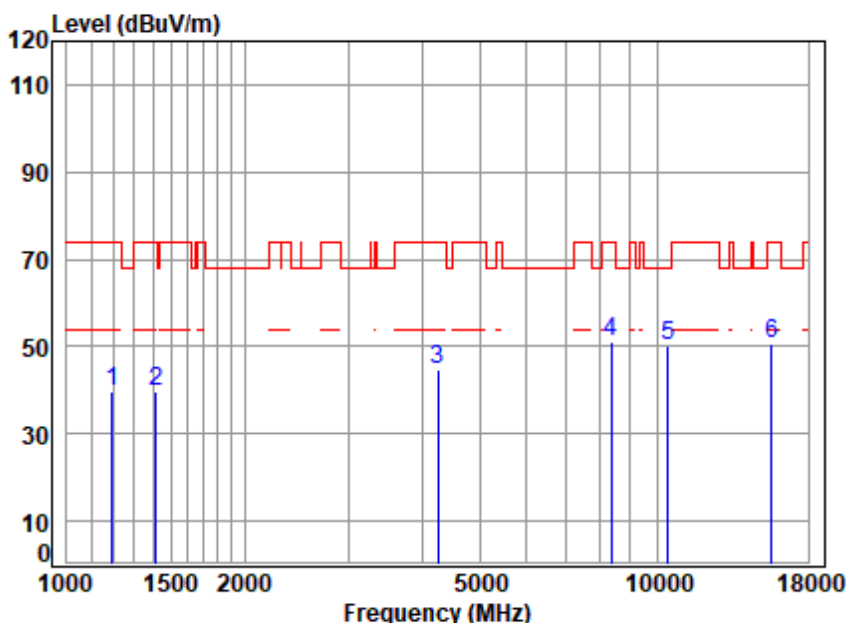
Test Mode: 19; Polarity: Horizontal; Bandwidth:80MHz; Channel:middle



Site : chamber
Condition: 3m HORIZONTAL
Job No : 10866CR
Mode : 5210 TX RSE
Note : 5G WIFI 11AX 80

		Cable	Ant	Preamp	Read		Limit	Over	
	Freq	Loss	Factor	Factor	Level	Level	Line	Limit	Remark
	MHz	dB	dB/m	dB	dBuV	dBuV/m	dBuV/m	dB	
1	1263.796	2.88	24.87	39.80	46.16	34.11	68.20	-34.09	peak
2	1639.274	3.38	26.42	40.03	48.30	38.07	68.20	-30.13	peak
3	4456.315	6.72	33.53	41.84	46.31	44.72	68.20	-23.48	peak
4	8995.123	10.30	37.20	38.86	43.10	51.74	68.20	-16.46	peak
5	10420.000	10.56	37.73	37.33	39.18	50.14	68.20	-18.06	peak
6	15630.000	14.01	40.78	40.42	37.52	51.89	74.00	-22.11	peak

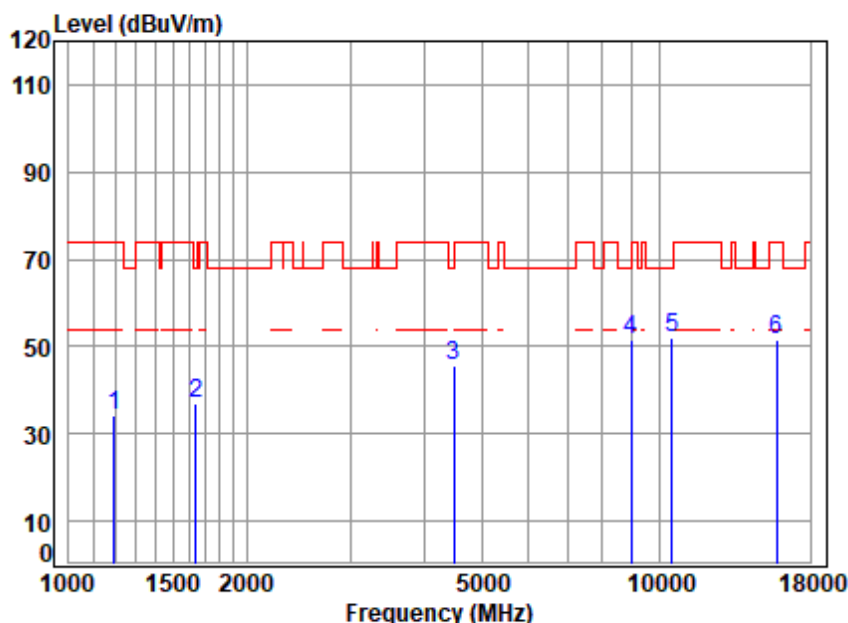
Test Mode: 19; Polarity: Vertical; Bandwidth:80MHz; Channel:middle



Site : chamber
Condition: 3m VERTICAL
Job No : 10866CR
Mode : 5210 TX RSE
Note : 5G WIFI 11AX 80

	Freq	Cable Loss	Ant Factor	Preamp Factor	Read Level	Level	Limit Line	Over Limit	Remark
	MHz	dB	dB/m	dB	dBuV	dBuV/m	dBuV/m	dB	
1	1192.811	2.75	24.56	39.75	52.30	39.86	74.00	-34.14	peak
2	1414.597	3.13	25.48	39.90	51.15	39.86	74.00	-34.14	peak
3	4254.921	6.53	33.17	41.65	46.45	44.50	74.00	-29.50	peak
4	8368.069	9.92	36.92	40.05	44.41	51.20	74.00	-22.80	peak
5	10420.000	10.56	37.73	37.33	39.34	50.30	68.20	-17.90	peak
6	15630.000	14.01	40.78	40.42	36.36	50.73	74.00	-23.27	peak

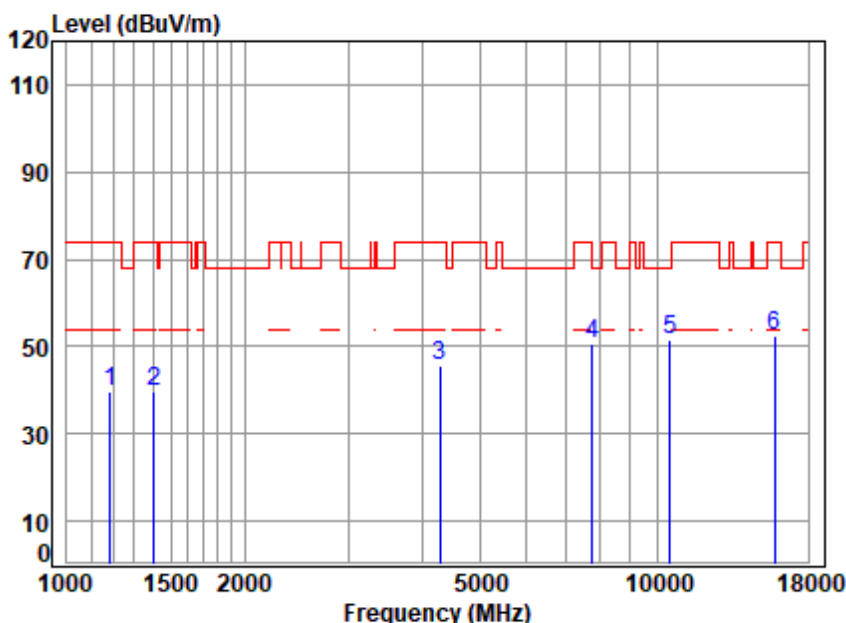
Test Mode: 20; Polarity: Horizontal; Modulation:802.11a; Bandwidth:20MHz; Channel:Low



Site : chamber
Condition: 3m HORIZONTAL
Job No : 10866CR
Mode : 5260 TX RSE
Note : 5G WIFI 11A

	Freq	Cable Loss	Ant Factor	Preamp Factor	Read Level	Level	Limit Line	Over Limit	Remark
	MHz	dB	dB/m	dB	dBuV	dBuV/m	dBuV/m	dB	
1	1192.811	2.75	24.56	39.75	46.63	34.19	74.00	-39.81	peak
2	1639.274	3.38	26.42	40.03	47.37	37.14	68.20	-31.06	peak
3	4482.150	6.74	33.57	41.86	47.07	45.52	68.20	-22.68	peak
4	8943.274	10.28	37.18	38.95	42.97	51.48	68.20	-16.72	peak
5	10520.000	10.55	37.70	37.38	41.00	51.87	68.20	-16.33	peak
6	15780.000	14.07	40.87	40.50	37.17	51.61	74.00	-22.39	peak

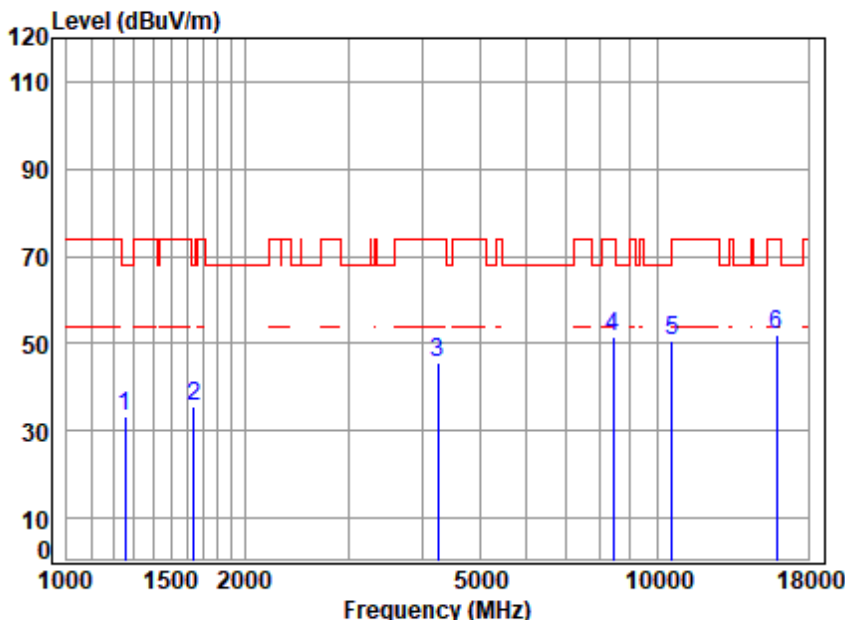
Test Mode: 20; Polarity: Vertical; Modulation: 802.11a; Bandwidth: 20MHz; Channel: Low



Site : chamber
Condition: 3m VERTICAL
Job No : 10866CR
Mode : 5260 TX RSE
Note : 5G WIFI 11A

	Freq	Cable Loss	Ant Factor	Preamp Factor	Read Level	Level	Limit Line	Over Limit	Remark
	MHz	dB	dB/m	dB	dBuV	dBuV/m	dBuV/m	dB	
1	1185.936	2.74	24.53	39.75	52.08	39.60	74.00	-34.40	peak
2	1406.443	3.12	25.45	39.90	50.87	39.54	74.00	-34.46	peak
3	4279.589	6.56	33.22	41.67	47.40	45.51	74.00	-28.49	peak
4	7762.260	9.23	36.51	41.00	46.09	50.83	68.20	-17.37	peak
5	10520.000	10.55	37.70	37.38	40.52	51.39	68.20	-16.81	peak
6	15780.000	14.07	40.87	40.50	37.91	52.35	74.00	-21.65	peak

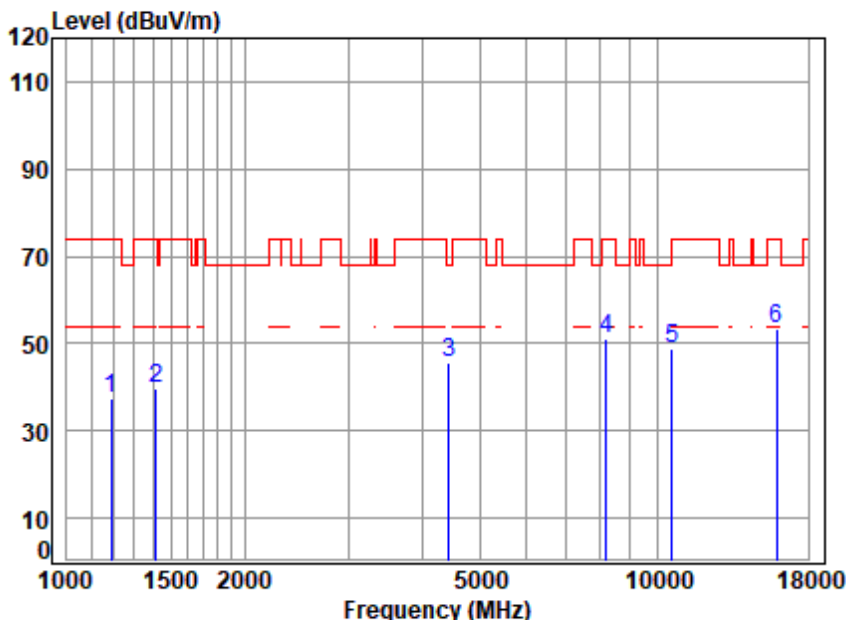
Test Mode: 20; Polarity: Horizontal; Modulation:802.11a; Bandwidth:20MHz; Channel:middle



Site : chamber
Condition: 3m HORIZONTAL
Job No : 10866CR
Mode : 5300 TX RSE
Note : 5G WIFI 11A

	Freq	Cable Loss	Ant Factor	Preamp Factor	Read Level	Level	Limit Line	Over Limit	Remark
	MHz	dB	dB/m	dB	dBuV	dBuV/m	dBuV/m	dB	
1	1256.512	2.87	24.84	39.80	45.27	33.18	68.20	-35.02	peak
2	1639.274	3.38	26.42	40.03	45.98	35.75	68.20	-32.45	peak
3	4242.641	6.52	33.15	41.64	47.43	45.46	74.00	-28.54	peak
4	8416.584	9.99	36.95	39.96	44.47	51.45	74.00	-22.55	peak
5	10600.000	10.62	37.72	37.42	39.93	50.85	68.20	-17.35	peak
6	15900.000	14.12	40.94	40.55	37.42	51.93	74.00	-22.07	peak

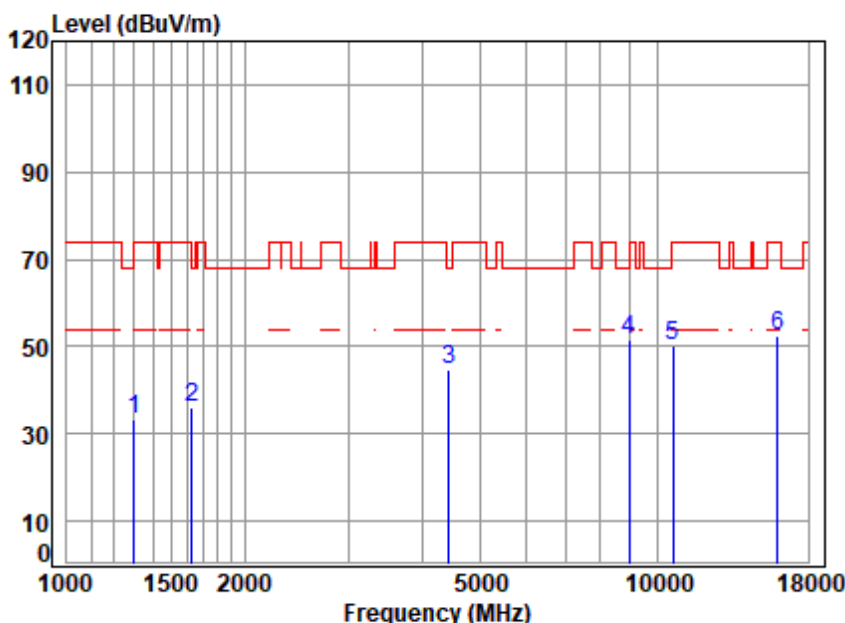
Test Mode: 20; Polarity: Vertical; Modulation: 802.11a; Bandwidth: 20MHz; Channel: middle



Site : chamber
Condition: 3m VERTICAL
Job No : 10866CR
Mode : 5300 TX RSE
Note : 5G WIFI 11A

	Freq	Cable Loss	Ant Factor	Preamp Factor	Read Level	Level	Limit Line	Over Limit	Remark
	MHz	dB	dB/m	dB	dBuV	dBuV/m	dBuV/m	dB	
1	1189.368	2.74	24.54	39.75	49.97	37.50	74.00	-36.50	peak
2	1414.597	3.13	25.48	39.90	51.12	39.83	74.00	-34.17	peak
3	4443.453	6.71	33.50	41.82	47.20	45.59	68.20	-22.61	peak
4	8200.463	9.70	36.82	40.39	44.98	51.11	74.00	-22.89	peak
5	10600.000	10.62	37.72	37.42	37.99	48.91	68.20	-19.29	peak
6	15900.000	14.12	40.94	40.55	38.72	53.23	74.00	-20.77	peak

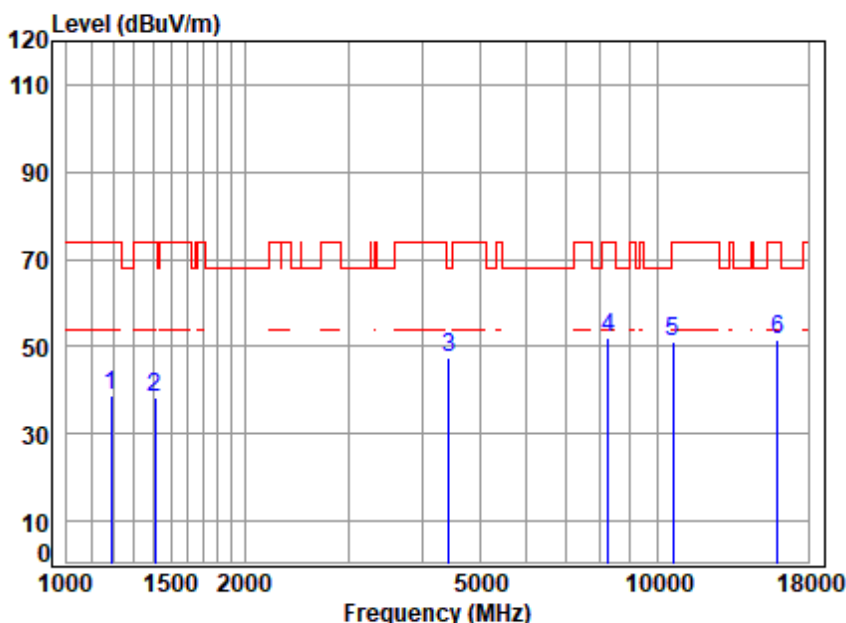
Test Mode: 20; Polarity: Horizontal; Modulation: 802.11a; Bandwidth: 20MHz; Channel: High



Site : chamber
Condition: 3m HORIZONTAL
Job No : 10866CR
Mode : 5320 TX RSE
Note : 5G WIFI 11A

	Freq	Cable Loss	Ant Factor	Preamp Factor	Read Level	Level	Limit Line	Over Limit	Remark
	MHz	dB	dB/m	dB	dBuV	dBuV/m	dBuV/m	dB	
1	1300.858	2.94	25.03	39.83	45.21	33.35	74.00	-40.65	peak
2	1629.825	3.37	26.38	40.02	46.23	35.96	68.20	-32.24	peak
3	4443.453	6.71	33.50	41.82	46.18	44.57	68.20	-23.63	peak
4	8969.161	10.29	37.19	38.90	42.94	51.52	68.20	-16.68	peak
5	10640.000	10.66	37.73	37.44	39.10	50.05	74.00	-23.95	peak
6	15960.000	14.14	40.98	40.58	37.77	52.31	74.00	-21.69	peak

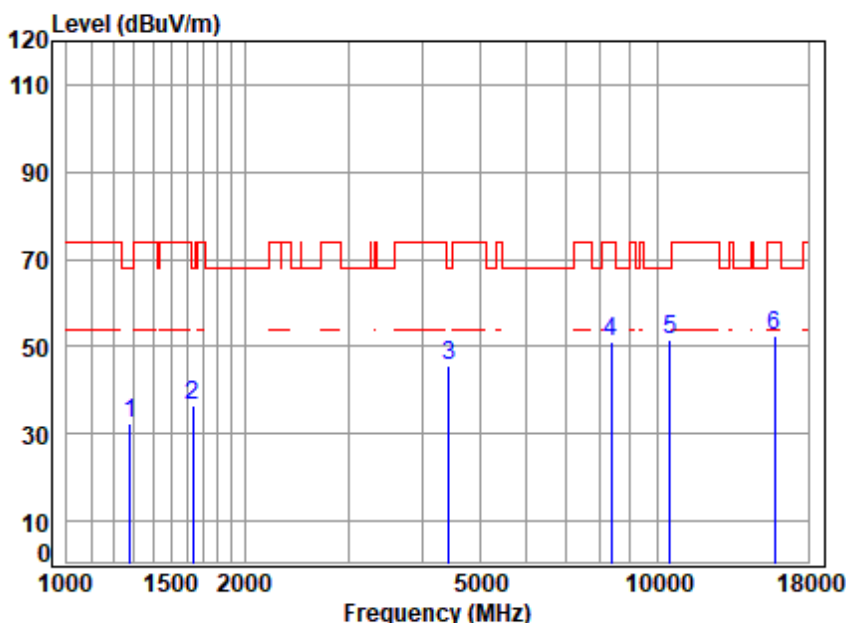
Test Mode: 20; Polarity: Vertical; Modulation: 802.11a; Bandwidth: 20MHz; Channel: High



Site : chamber
Condition: 3m VERTICAL
Job No : 10866CR
Mode : 5320 TX RSE
Note : 5G WIFI 11A

	Freq	Cable Loss	Ant Factor	Preamp Factor	Read Level	Level	Limit Line	Over Limit	Remark
	MHz	dB	dB/m	dB	dBuV	dBuV/m	dBuV/m	dB	
1	1189.368	2.74	24.54	39.75	51.32	38.85	74.00	-35.15	peak
2	1410.514	3.12	25.47	39.90	49.65	38.34	74.00	-35.66	peak
3	4443.453	6.71	33.50	41.82	49.03	47.42	68.20	-20.78	peak
4	8248.005	9.76	36.85	40.29	45.56	51.88	74.00	-22.12	peak
5	10640.000	10.66	37.73	37.44	39.95	50.90	74.00	-23.10	peak
6	15960.000	14.14	40.98	40.58	37.16	51.70	74.00	-22.30	peak

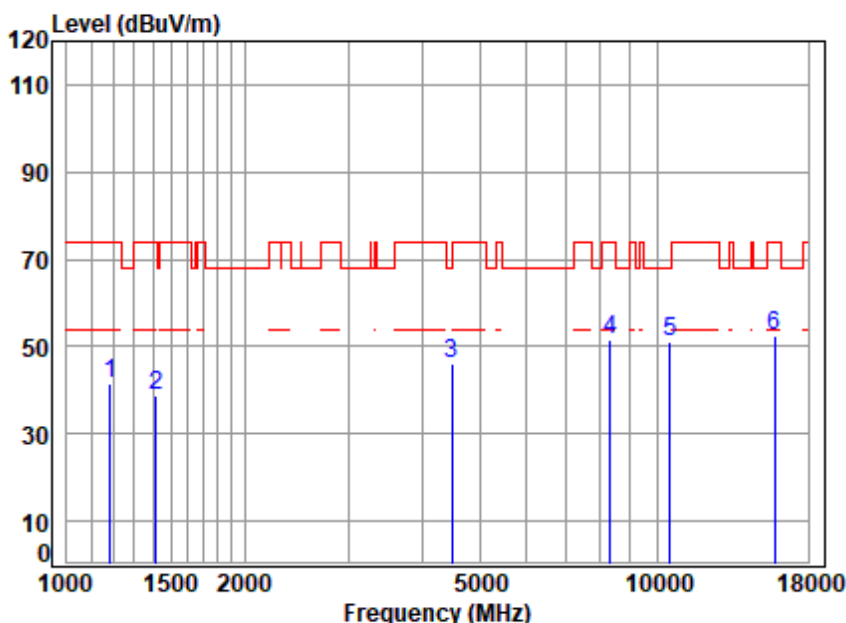
Test Mode: 20; Polarity: Horizontal; Modulation: 802.11n; Bandwidth: 20MHz; Channel: Low



Site : chamber
Condition: 3m HORIZONTAL
Job No : 10866CR
Mode : 5260 TX RSE
Note : 5G WIFI 11N20

	Freq	Cable Loss	Ant Factor	Preamp Factor	Read Level	Level	Limit Line	Over Limit	Remark
	MHz	dB	dB/m	dB	dBuV	dBuV/m	dBuV/m	dB	
1	1278.492	2.91	24.93	39.81	44.36	32.39	68.20	-35.81	peak
2	1634.543	3.38	26.40	40.03	46.66	36.41	68.20	-31.79	peak
3	4443.453	6.71	33.50	41.82	47.33	45.72	68.20	-22.48	peak
4	8343.918	9.89	36.91	40.10	44.34	51.04	74.00	-22.96	peak
5	10520.000	10.55	37.70	37.38	40.77	51.64	68.20	-16.56	peak
6	15780.000	14.07	40.87	40.50	38.13	52.57	74.00	-21.43	peak

Test Mode: 20; Polarity: Vertical; Modulation: 802.11n; Bandwidth: 20MHz; Channel: Low



Site : chamber

Condition: 3m VERTICAL

Job No : 10866CR

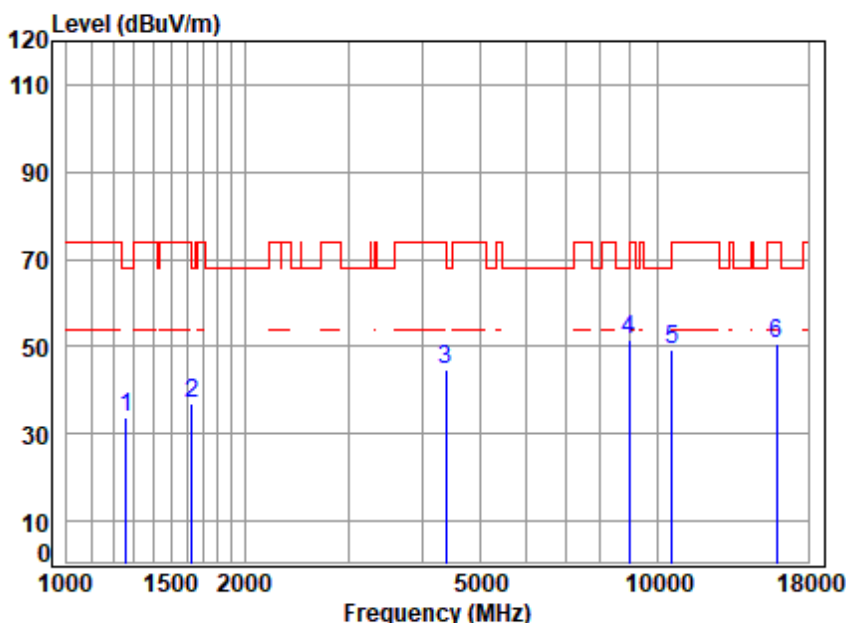
Mode : 5260 TX RSE

Note : 5G WIFI 11N20

		Cable	Ant	Preamp	Read		Limit	Over	
	Freq	Loss	Factor	Factor	Level	Level	Line	Limit	Remark
	MHz	dB	dB/m	dB	dBuV	dBuV/m	dBuV/m	dB	
1	1185.936	2.74	24.53	39.75	53.99	41.51	74.00	-32.49	peak
2	1414.597	3.13	25.48	39.90	50.15	38.86	74.00	-35.14	peak
3	4495.125	6.76	33.59	41.87	47.52	46.00	68.20	-22.20	peak
4	8319.836	9.86	36.89	40.15	44.77	51.37	74.00	-22.63	peak
5	10520.000	10.55	37.70	37.38	40.44	51.31	68.20	-16.89	peak
6	15780.000	14.07	40.87	40.50	37.90	52.34	74.00	-21.66	peak



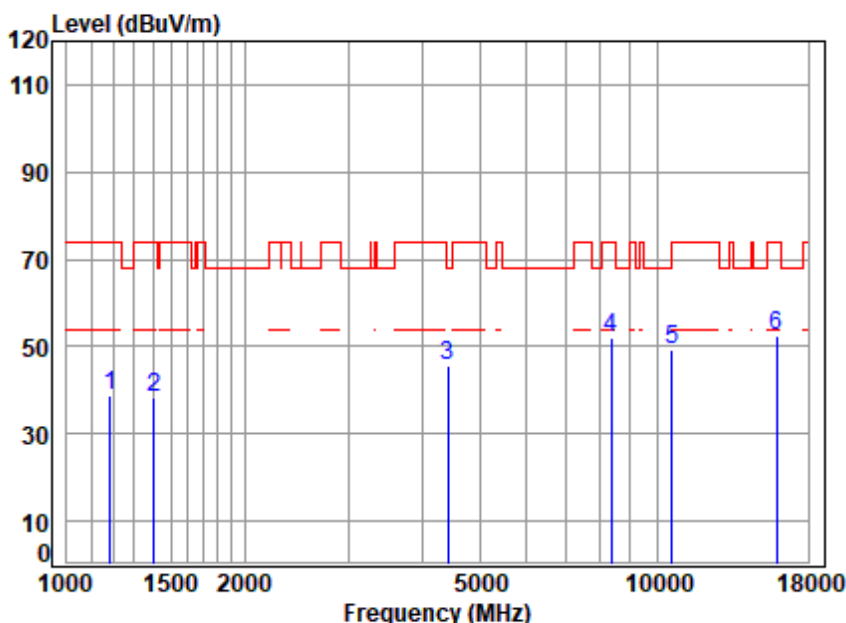
Test Mode: 20; Polarity: Horizontal; Modulation:802.11n; Bandwidth:20MHz; Channel:middle



Site : chamber
Condition: 3m HORIZONTAL
Job No : 10866CR
Mode : 5300 TX RSE
Note : 5G WIFI 11N20

	Freq	Cable Loss	Ant Factor	Preamp Factor	Read Level	Level	Limit Line	Over Limit	Remark
	MHz	dB	dB/m	dB	dBuV	dBuV/m	dBuV/m	dB	
1	1260.149	2.87	24.85	39.80	45.89	33.81	68.20	-34.39	peak
2	1629.825	3.37	26.38	40.02	47.45	37.18	68.20	-31.02	peak
3	4392.376	6.66	33.42	41.78	46.55	44.85	74.00	-29.15	peak
4	8943.274	10.28	37.18	38.95	43.19	51.70	68.20	-16.50	peak
5	10600.000	10.62	37.72	37.42	38.23	49.15	68.20	-19.05	peak
6	15900.000	14.12	40.94	40.55	36.21	50.72	74.00	-23.28	peak

Test Mode: 20; Polarity: Vertical; Modulation:802.11n; Bandwidth:20MHz; Channel:middle



Site : chamber

Condition: 3m VERTICAL

Job No : 10866CR

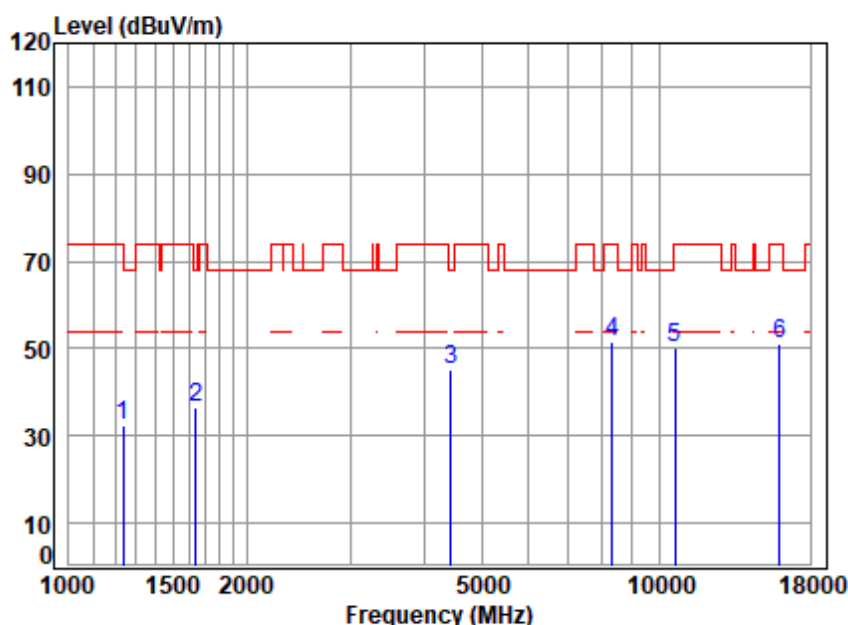
Mode : 5300 TX RSE

Note : 5G WIFI 11N20

		Cable	Ant	Preamp	Read		Limit	Over	
	Freq	Loss	Factor	Factor	Level	Level	Line	Limit	Remark
	MHz	dB	dB/m	dB	dBuV	dBuV/m	dBuV/m	dB	
1	1185.936	2.74	24.53	39.75	51.34	38.86	74.00	-35.14	peak
2	1406.443	3.12	25.45	39.90	49.45	38.12	74.00	-35.88	peak
3	4417.841	6.68	33.46	41.80	47.14	45.48	68.20	-22.72	peak
4	8343.918	9.89	36.91	40.10	45.36	52.06	74.00	-21.94	peak
5	10600.000	10.62	37.72	37.42	38.22	49.14	68.20	-19.06	peak
6	15900.000	14.12	40.94	40.55	37.81	52.32	74.00	-21.68	peak



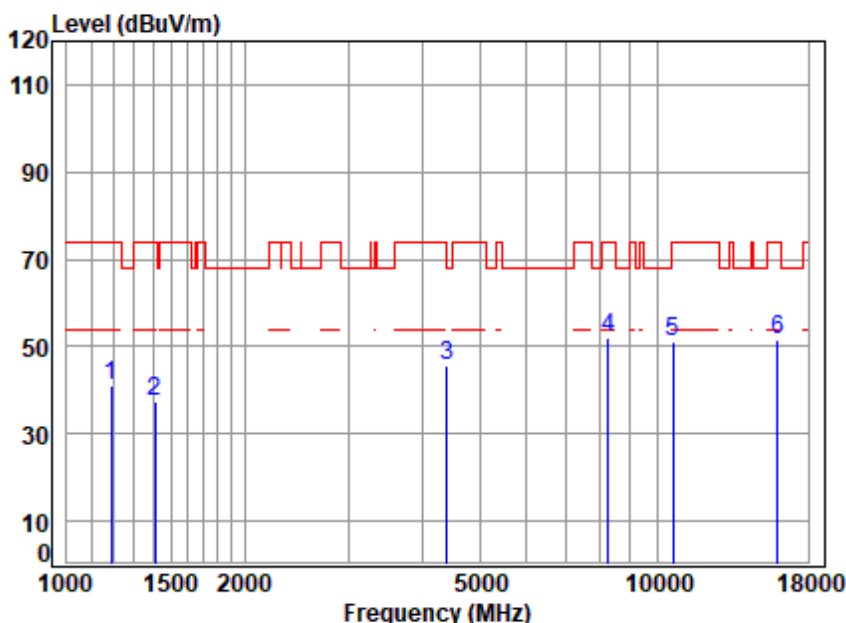
Test Mode: 20; Polarity: Horizontal; Modulation: 802.11n; Bandwidth: 20MHz; Channel: High



Site : chamber
Condition: 3m HORIZONTAL
Job No : 10866CR
Mode : 5320 TX RSE
Note : 5G WIFI 11N20

	Freq	Cable Loss	Ant Factor	Preamp Factor	Read Level	Level	Limit Line	Over Limit	Remark
	MHz	dB	dB/m	dB	dBuV	dBuV/m	dBuV/m	dB	
1	1238.483	2.83	24.76	39.79	44.69	32.49	74.00	-41.51	peak
2	1639.274	3.38	26.42	40.03	46.73	36.50	68.20	-31.70	peak
3	4443.453	6.71	33.50	41.82	46.77	45.16	68.20	-23.04	peak
4	8319.836	9.86	36.89	40.15	44.84	51.44	74.00	-22.56	peak
5	10640.000	10.66	37.73	37.44	39.13	50.08	74.00	-23.92	peak
6	15960.000	14.14	40.98	40.58	36.74	51.28	74.00	-22.72	peak

Test Mode: 20; Polarity: Vertical; Modulation: 802.11n; Bandwidth: 20MHz; Channel: High



Site : chamber

Condition: 3m VERTICAL

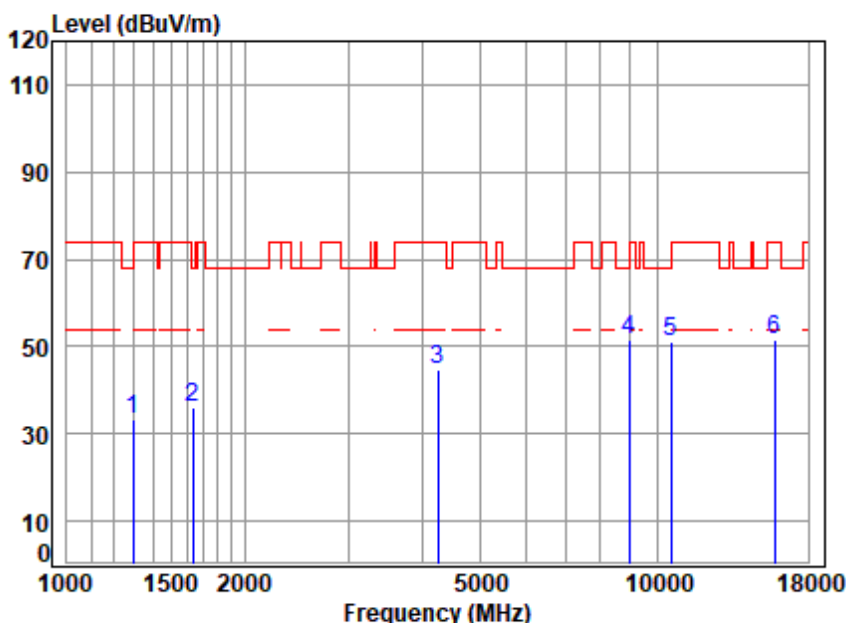
Job No : 10866CR

Mode : 5320 TX RSE

Note : 5G WIFI 11N20

		Cable	Ant	Preamp	Read		Limit	Over	
	Freq	Loss	Factor	Factor	Level	Level	Line	Limit	Remark
	MHz	dB	dB/m	dB	dBuV	dBuV/m	dBuV/m	dB	
1	1189.368	2.74	24.54	39.75	53.31	40.84	74.00	-33.16	peak
2	1410.514	3.12	25.47	39.90	48.86	37.55	74.00	-36.45	peak
3	4405.090	6.67	33.44	41.79	47.09	45.41	68.20	-22.79	peak
4	8248.005	9.76	36.85	40.29	45.47	51.79	74.00	-22.21	peak
5	10640.000	10.66	37.73	37.44	40.21	51.16	74.00	-22.84	peak
6	15960.000	14.14	40.98	40.58	37.13	51.67	74.00	-22.33	peak

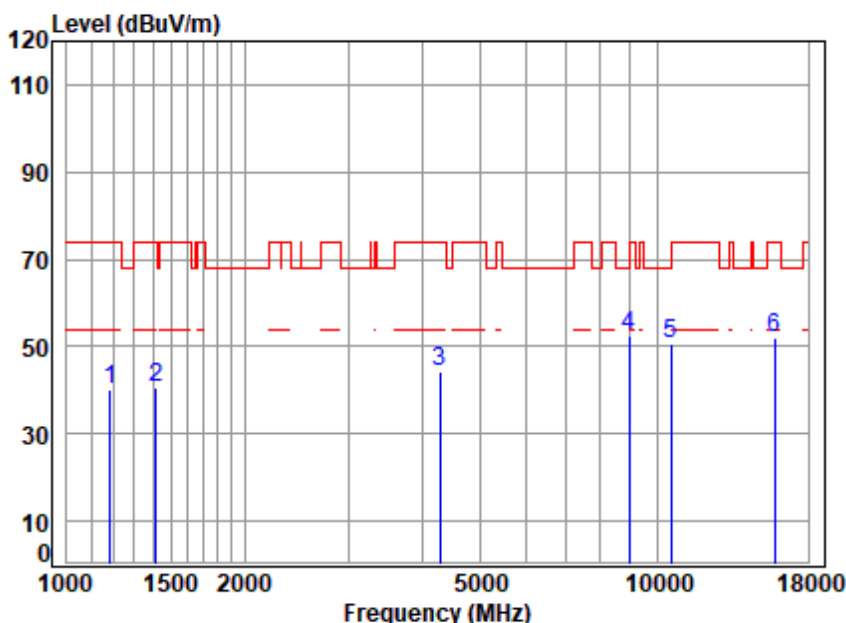
Test Mode: 20; Polarity: Horizontal; Modulation: 802.11n; Bandwidth: 40MHz; Channel: Low



Site : chamber
Condition: 3m HORIZONTAL
Job No : 10866CR
Mode : 5270 TX RSE
Note : 5G WIFI 11N40

	Freq	Cable Loss	Ant Factor	Preamp Factor	Read Level	Level	Limit Line	Over Limit	Remark
	MHz	dB	dB/m	dB	dBuV	dBuV/m	dBuV/m	dB	
1	1297.103	2.94	25.01	39.83	45.41	33.53	68.20	-34.67	peak
2	1634.543	3.38	26.40	40.03	46.35	36.10	68.20	-32.10	peak
3	4242.641	6.52	33.15	41.64	46.57	44.60	74.00	-29.40	peak
4	8969.161	10.29	37.19	38.90	43.15	51.73	68.20	-16.47	peak
5	10540.000	10.57	37.71	37.39	40.43	51.32	68.20	-16.88	peak
6	15810.000	14.08	40.89	40.51	36.97	51.43	74.00	-22.57	peak

Test Mode: 20; Polarity: Vertical; Modulation: 802.11n; Bandwidth: 40MHz; Channel: Low

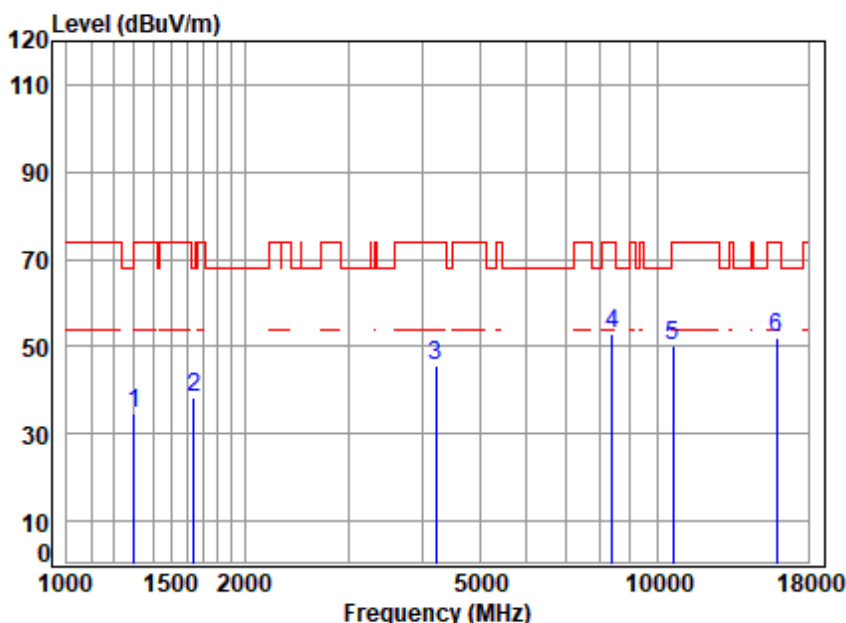


Site : chamber
Condition: 3m VERTICAL
Job No : 10866CR
Mode : 5270 TX RSE
Note : 5G WIFI 11N40

	Freq	Cable Loss	Ant Factor	Preamp Factor	Read Level	Level	Limit Line	Over Limit	Remark
	MHz	dB	dB/m	dB	dBuV	dBuV/m	dBuV/m	dB	
1	1185.936	2.74	24.53	39.75	52.70	40.22	74.00	-33.78	peak
2	1414.597	3.13	25.48	39.90	51.70	40.41	74.00	-33.59	peak
3	4291.977	6.57	33.24	41.68	46.25	44.38	74.00	-29.62	peak
4	8969.161	10.29	37.19	38.90	44.00	52.58	68.20	-15.62	peak
5	10540.000	10.57	37.71	37.39	39.77	50.66	68.20	-17.54	peak
6	15810.000	14.08	40.89	40.51	37.57	52.03	74.00	-21.97	peak



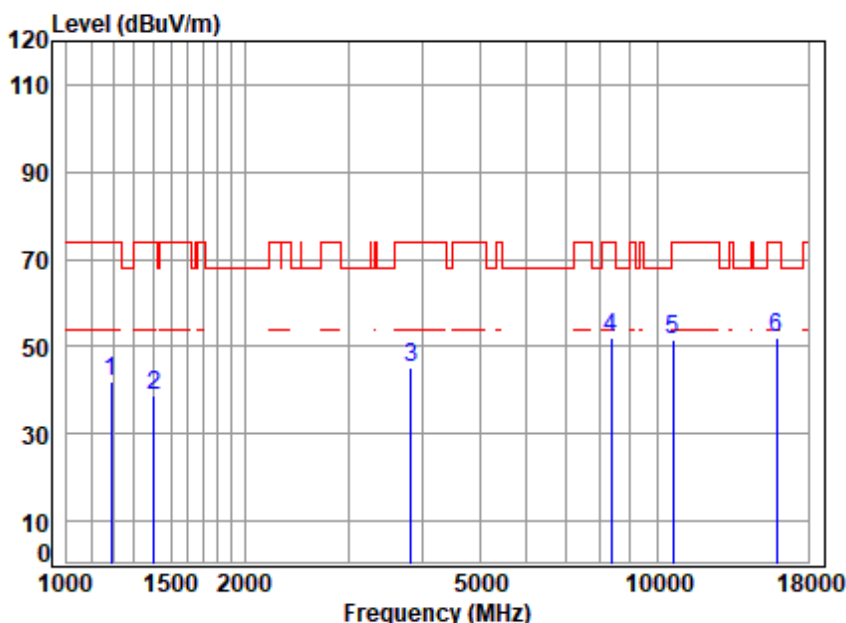
Test Mode: 20; Polarity: Horizontal; Modulation: 802.11n; Bandwidth: 40MHz; Channel: High



Site : chamber
Condition: 3m HORIZONTAL
Job No : 10866CR
Mode : 5310 TX RSE
Note : 5G WIFI 11N40

	Freq	Cable Loss	Ant Factor	Preamp Factor	Read Level	Level	Limit Line	Over Limit	Remark
	MHz	dB	dB/m	dB	dBuV	dBuV/m	dBuV/m	dB	
1	1300.858	2.94	25.03	39.83	46.72	34.86	74.00	-39.14	peak
2	1639.274	3.38	26.42	40.03	48.55	38.32	68.20	-29.88	peak
3	4218.186	6.50	33.11	41.61	47.46	45.46	74.00	-28.54	peak
4	8392.292	9.96	36.94	40.01	45.88	52.77	74.00	-21.23	peak
5	10620.000	10.64	37.72	37.43	39.35	50.28	74.00	-23.72	peak
6	15930.000	14.13	40.96	40.57	37.68	52.20	74.00	-21.80	peak

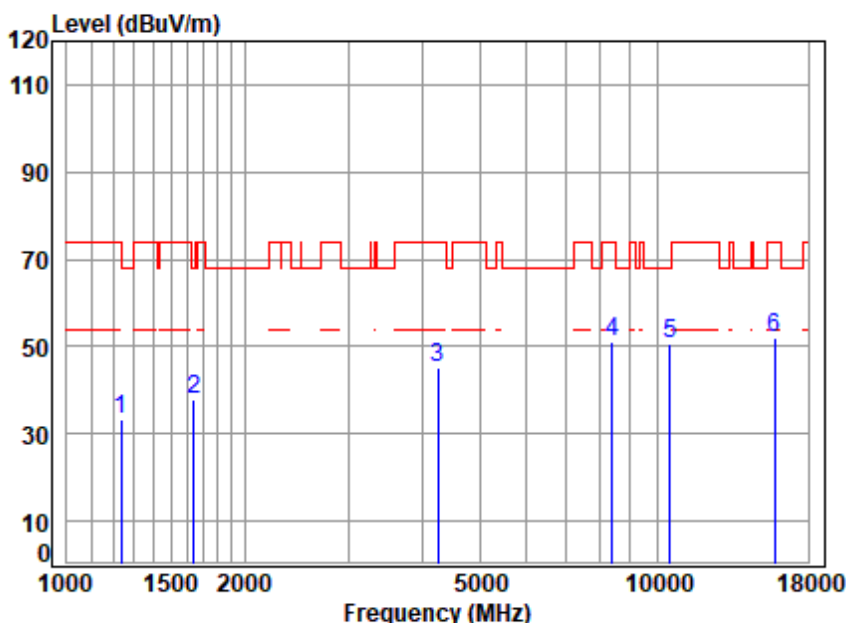
Test Mode: 20; Polarity: Vertical; Modulation: 802.11n; Bandwidth: 40MHz; Channel: High



Site : chamber
 Condition: 3m VERTICAL
 Job No : 10866CR
 Mode : 5310 TX RSE
 Note : 5G WIFI 11N40

	Freq	Cable Loss	Ant Factor	Preamp Factor	Read Level	Level	Limit Line	Over Limit	Remark
	MHz	dB	dB/m	dB	dBuV	dBuV/m	dBuV/m	dB	
1	1189.368	2.74	24.54	39.75	54.29	41.82	74.00	-32.18	peak
2	1406.443	3.12	25.45	39.90	50.25	38.92	74.00	-35.08	peak
3	3834.438	6.04	32.38	41.30	48.04	45.16	74.00	-28.84	peak
4	8368.069	9.92	36.92	40.05	45.37	52.16	74.00	-21.84	peak
5	10620.000	10.64	37.72	37.43	40.79	51.72	74.00	-22.28	peak
6	15930.000	14.13	40.96	40.57	37.72	52.24	74.00	-21.76	peak

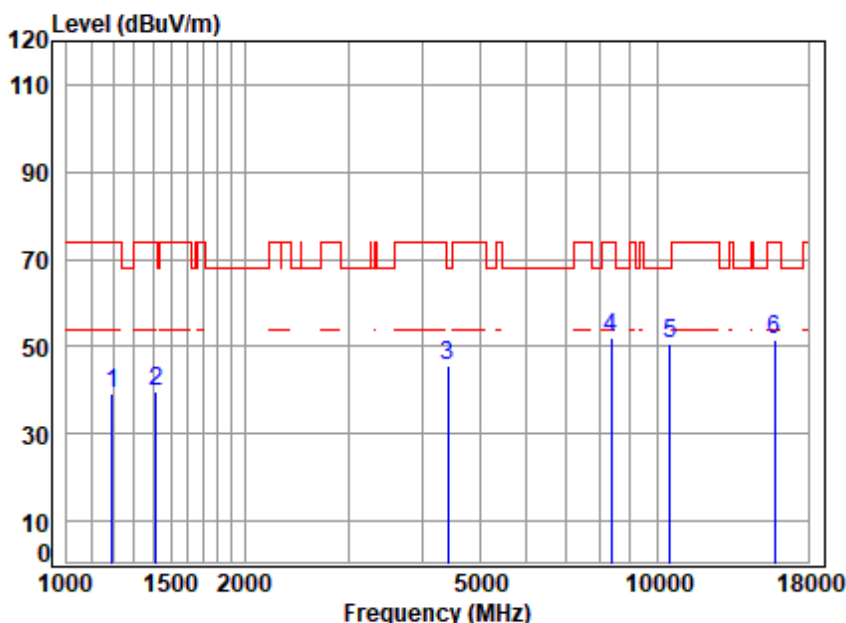
Test Mode: 20; Polarity: Horizontal; Modulation:802.11ac; Bandwidth:20MHz; Channel:Low



Site : chamber
Condition: 3m HORIZONTAL
Job No : 10866CR
Mode : 5260 TX RSE
Note : 5G WIFI 11AC20

	Freq	Cable Loss	Ant Factor	Preamplifier Factor	Read Level	Level	Limit Line	Over Limit	Remark
	MHz	dB	dB/m	dB	dBuV	dBuV/m	dBuV/m	dB	
1	1238.483	2.83	24.76	39.79	45.51	33.31	74.00	-40.69	peak
2	1639.274	3.38	26.42	40.03	48.00	37.77	68.20	-30.43	peak
3	4242.641	6.52	33.15	41.64	47.05	45.08	74.00	-28.92	peak
4	8392.292	9.96	36.94	40.01	44.24	51.13	74.00	-22.87	peak
5	10520.000	10.55	37.70	37.38	39.99	50.86	68.20	-17.34	peak
6	15780.000	14.07	40.87	40.50	37.45	51.89	74.00	-22.11	peak

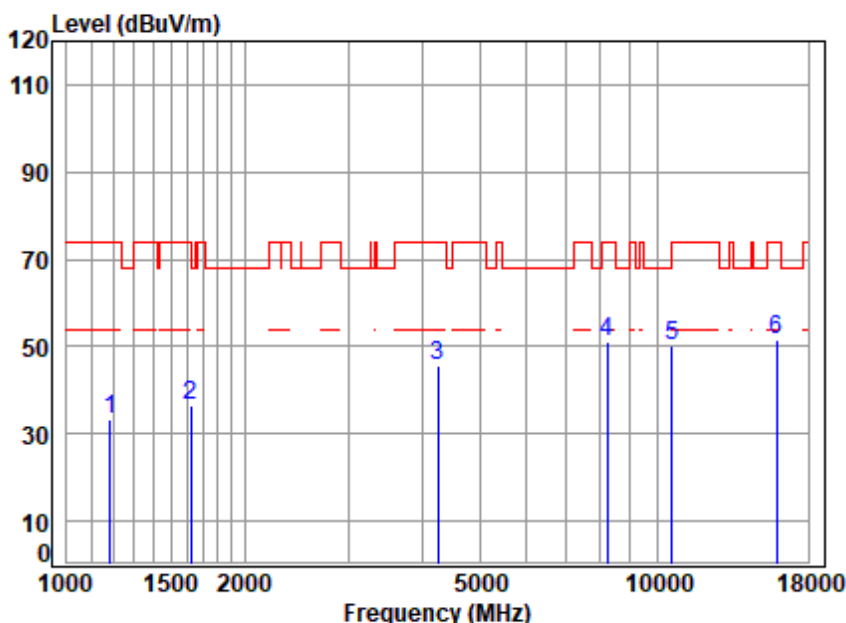
Test Mode: 20; Polarity: Vertical; Modulation: 802.11ac; Bandwidth: 20MHz; Channel: Low



Site : chamber
Condition: 3m VERTICAL
Job No : 10866CR
Mode : 5260 TX RSE
Note : 5G WIFI 11AC20

	Freq	Cable Loss	Ant Factor	Preamp Factor	Read Level	Level	Limit Line	Over Limit	Remark
	MHz	dB	dB/m	dB	dBuV	dBuV/m	dBuV/m	dB	
1	1192.811	2.75	24.56	39.75	51.60	39.16	74.00	-34.84	peak
2	1414.597	3.13	25.48	39.90	51.18	39.89	74.00	-34.11	peak
3	4417.841	6.68	33.46	41.80	47.18	45.52	68.20	-22.68	peak
4	8368.069	9.92	36.92	40.05	45.29	52.08	74.00	-21.92	peak
5	10520.000	10.55	37.70	37.38	39.73	50.60	68.20	-17.60	peak
6	15780.000	14.07	40.87	40.50	37.29	51.73	74.00	-22.27	peak

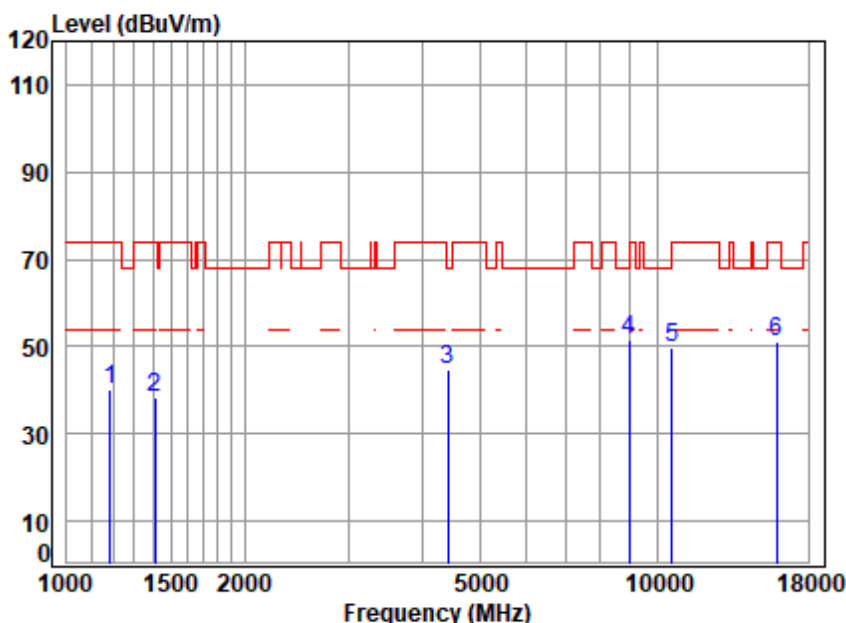
Test Mode: 20; Polarity: Horizontal; Modulation: 802.11ac; Bandwidth: 20MHz; Channel: middle



Site : chamber
Condition: 3m HORIZONTAL
Job No : 10866CR
Mode : 5300 TX RSE
Note : 5G WIFI 11AC20

	Freq	Cable Loss	Ant Factor	Preamplifier Factor	Read Level	Level	Limit Line	Over Limit	Remark
	MHz	dB	dB/m	dB	dBuV	dBuV/m	dBuV/m	dB	
1	1185.936	2.74	24.53	39.75	45.89	33.41	74.00	-40.59	peak
2	1620.431	3.36	26.34	40.02	46.76	36.44	74.00	-37.56	peak
3	4242.641	6.52	33.15	41.64	47.69	45.72	74.00	-28.28	peak
4	8224.200	9.73	36.84	40.34	44.94	51.17	74.00	-22.83	peak
5	10600.000	10.62	37.72	37.42	39.40	50.32	68.20	-17.88	peak
6	15900.000	14.12	40.94	40.55	37.13	51.64	74.00	-22.36	peak

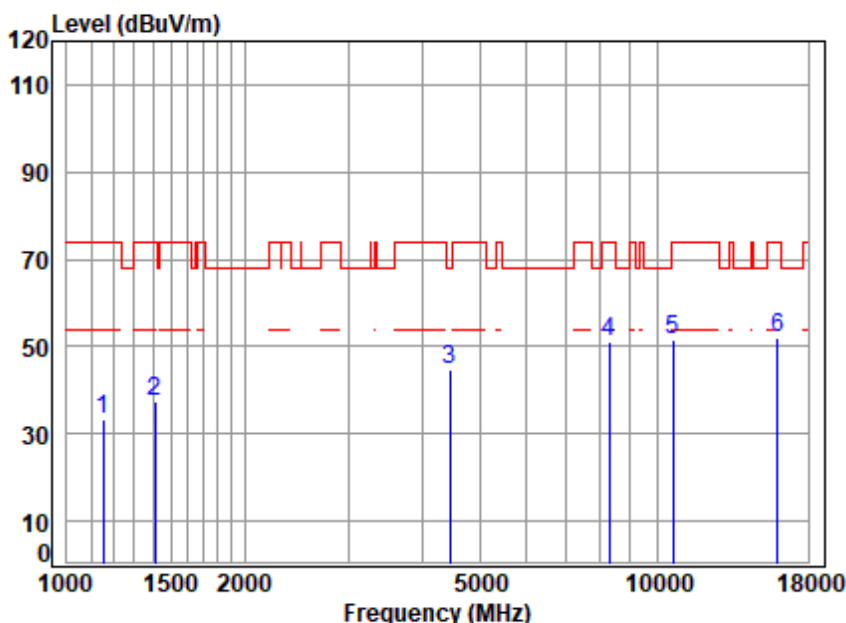
Test Mode: 20; Polarity: Vertical; Modulation: 802.11ac; Bandwidth: 20MHz; Channel: middle



Site : chamber
 Condition: 3m VERTICAL
 Job No : 10866CR
 Mode : 5300 TX RSE
 Note : 5G WIFI 11AC20

	Freq	Cable Loss	Ant Factor	Preamplifier Factor	Read Level	Level	Limit Line	Over Limit	Remark
	MHz	dB	dB/m	dB	dBuV	dBuV/m	dBuV/m	dB	
1	1185.936	2.74	24.53	39.75	52.61	40.13	74.00	-33.87	peak
2	1410.514	3.12	25.47	39.90	49.64	38.33	74.00	-35.67	peak
3	4417.841	6.68	33.46	41.80	46.47	44.81	68.20	-23.39	peak
4	8943.274	10.28	37.18	38.95	42.97	51.48	68.20	-16.72	peak
5	10600.000	10.62	37.72	37.42	38.84	49.76	68.20	-18.44	peak
6	15900.000	14.12	40.94	40.55	36.51	51.02	74.00	-22.98	peak

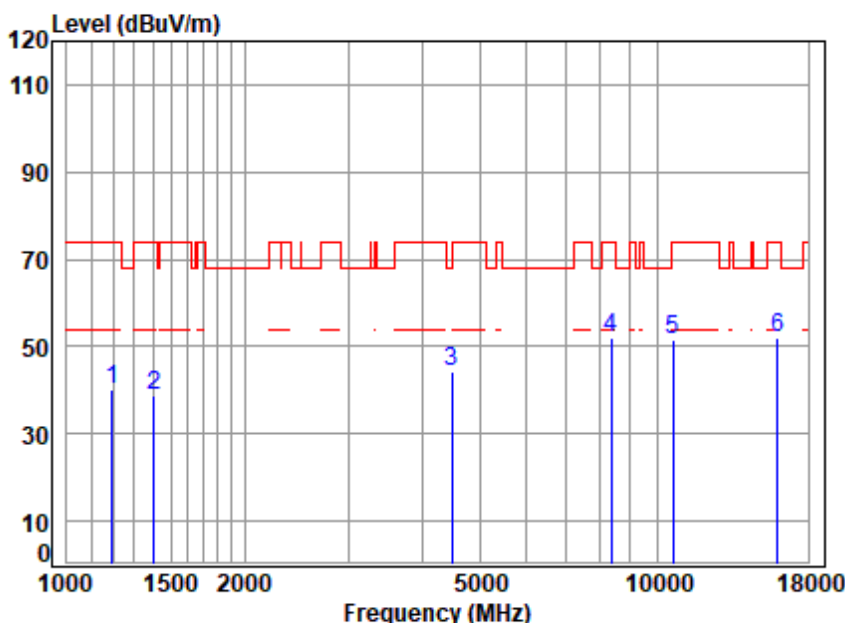
Test Mode: 20; Polarity: Horizontal; Modulation: 802.11ac; Bandwidth: 20MHz; Channel: High



Site : chamber
Condition: 3m HORIZONTAL
Job No : 10866CR
Mode : 5320 TX RSE
Note : 5G WIFI 11AC20

	Freq	Cable Loss	Ant Factor	Preamp Factor	Read Level	Level	Limit Line	Over Limit	Remark
	MHz	dB	dB/m	dB	dBuV	dBuV/m	dBuV/m	dB	
1	1152.148	2.67	24.37	39.72	45.76	33.08	74.00	-40.92	peak
2	1410.514	3.12	25.47	39.90	48.66	37.35	74.00	-36.65	peak
3	4456.315	6.72	33.53	41.84	46.21	44.62	68.20	-23.58	peak
4	8295.823	9.83	36.88	40.20	44.53	51.04	74.00	-22.96	peak
5	10640.000	10.66	37.73	37.44	40.78	51.73	74.00	-22.27	peak
6	15960.000	14.14	40.98	40.58	37.48	52.02	74.00	-21.98	peak

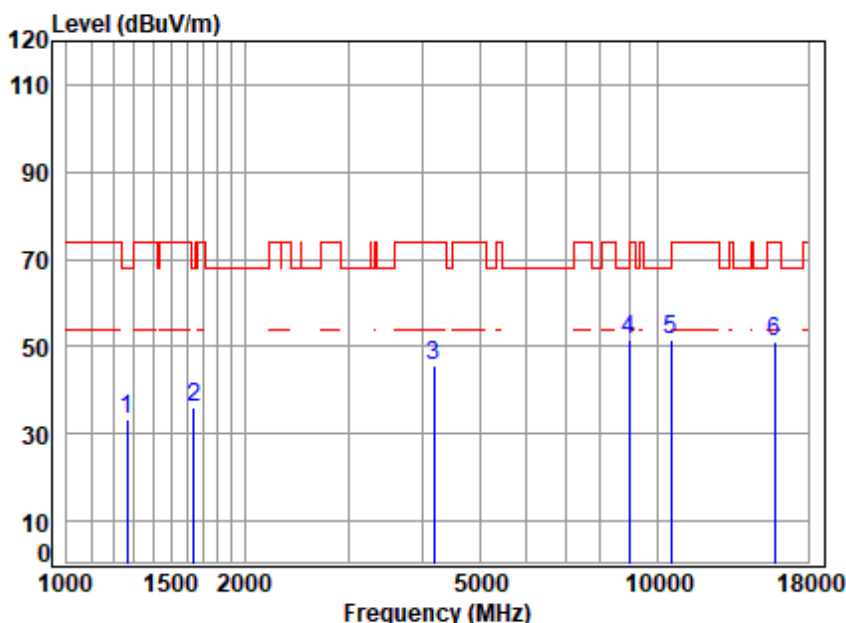
Test Mode: 20; Polarity: Vertical; Modulation: 802.11ac; Bandwidth: 20MHz; Channel: High



Site : chamber
Condition: 3m VERTICAL
Job No : 10866CR
Mode : 5320 TX RSE
Note : 5G WIFI 11AC20

	Freq	Cable Loss	Ant Factor	Preamp Factor	Read Level	Level	Limit Line	Over Limit	Remark
	MHz	dB	dB/m	dB	dBuV	dBuV/m	dBuV/m	dB	
1	1192.811	2.75	24.56	39.75	52.79	40.35	74.00	-33.65	peak
2	1406.443	3.12	25.45	39.90	49.90	38.57	74.00	-35.43	peak
3	4495.125	6.76	33.59	41.87	45.94	44.42	68.20	-23.78	peak
4	8343.918	9.89	36.91	40.10	45.29	51.99	74.00	-22.01	peak
5	10640.000	10.66	37.73	37.44	40.77	51.72	74.00	-22.28	peak
6	15960.000	14.14	40.98	40.58	37.42	51.96	74.00	-22.04	peak

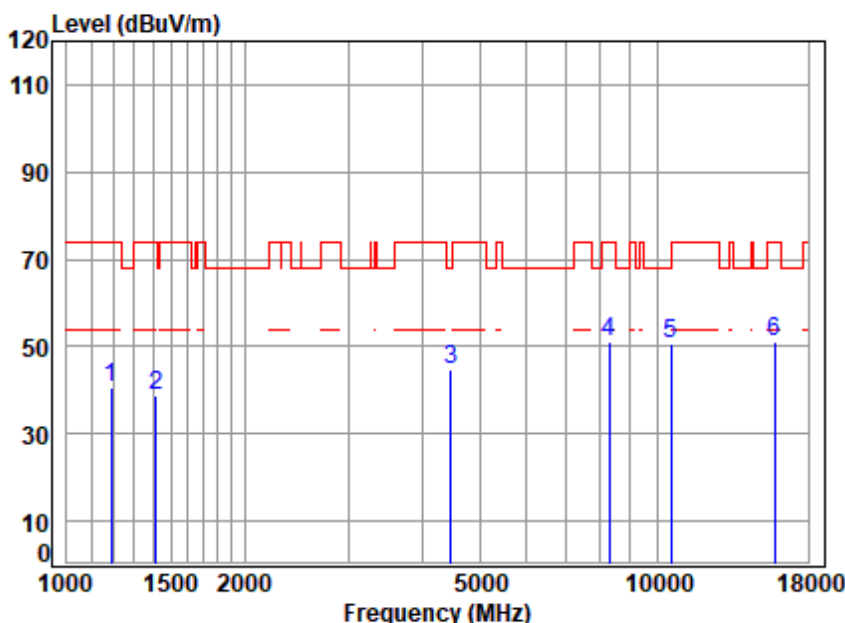
Test Mode: 20; Polarity: Horizontal; Modulation: 802.11ac; Bandwidth: 40MHz; Channel: Low



Site : chamber
Condition: 3m HORIZONTAL
Job No : 10866CR
Mode : 5270 TX RSE
Note : 5G WIFI 11AC40

	Freq	Cable Loss	Ant Factor	Preamp Factor	Read Level	Level	Limit Line	Over Limit	Remark
	MHz	dB	dB/m	dB	dBuV	dBuV/m	dBuV/m	dB	
1	1267.454	2.89	24.89	39.81	45.43	33.40	68.20	-34.80	peak
2	1639.274	3.38	26.42	40.03	46.06	35.83	68.20	-32.37	peak
3	4181.768	6.46	33.04	41.58	47.62	45.54	74.00	-28.46	peak
4	8943.274	10.28	37.18	38.95	43.13	51.64	68.20	-16.56	peak
5	10540.000	10.57	37.71	37.39	40.62	51.51	68.20	-16.69	peak
6	15810.000	14.08	40.89	40.51	36.76	51.22	74.00	-22.78	peak

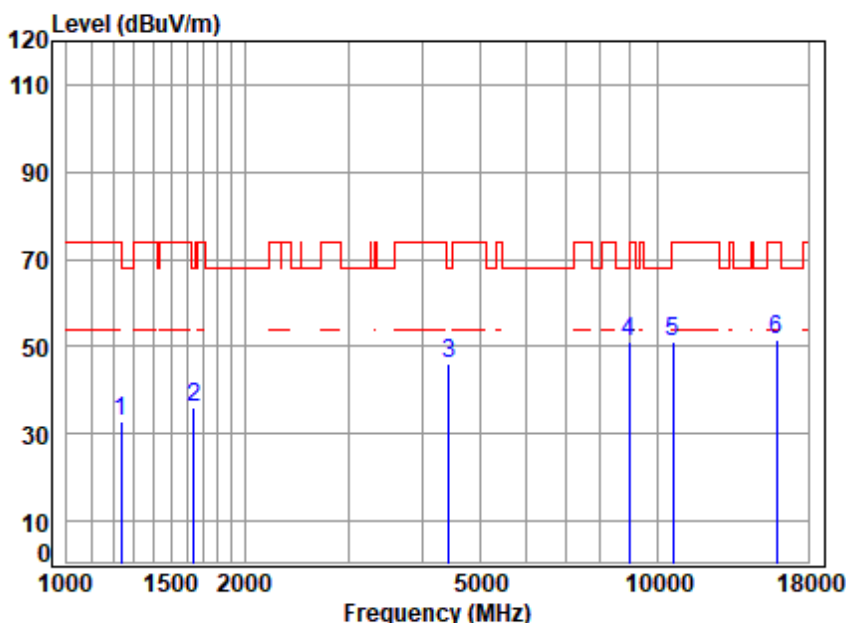
Test Mode: 20; Polarity: Vertical; Modulation: 802.11ac; Bandwidth: 40MHz; Channel: Low



Site : chamber
Condition: 3m VERTICAL
Job No : 10866CR
Mode : 5270 TX RSE
Note : 5G WIFI 11AC40

	Freq	Cable Loss	Ant Factor	Preamplifier Factor	Read Level	Level	Limit Line	Over Limit	Remark
	MHz	dB	dB/m	dB	dBuV	dBuV/m	dBuV/m	dB	
1	1189.368	2.74	24.54	39.75	52.88	40.41	74.00	-33.59	peak
2	1414.597	3.13	25.48	39.90	49.86	38.57	74.00	-35.43	peak
3	4469.214	6.73	33.55	41.85	46.37	44.80	68.20	-23.40	peak
4	8295.823	9.83	36.88	40.20	44.65	51.16	74.00	-22.84	peak
5	10540.000	10.57	37.71	37.39	39.66	50.55	68.20	-17.65	peak
6	15810.000	14.08	40.89	40.51	36.78	51.24	74.00	-22.76	peak

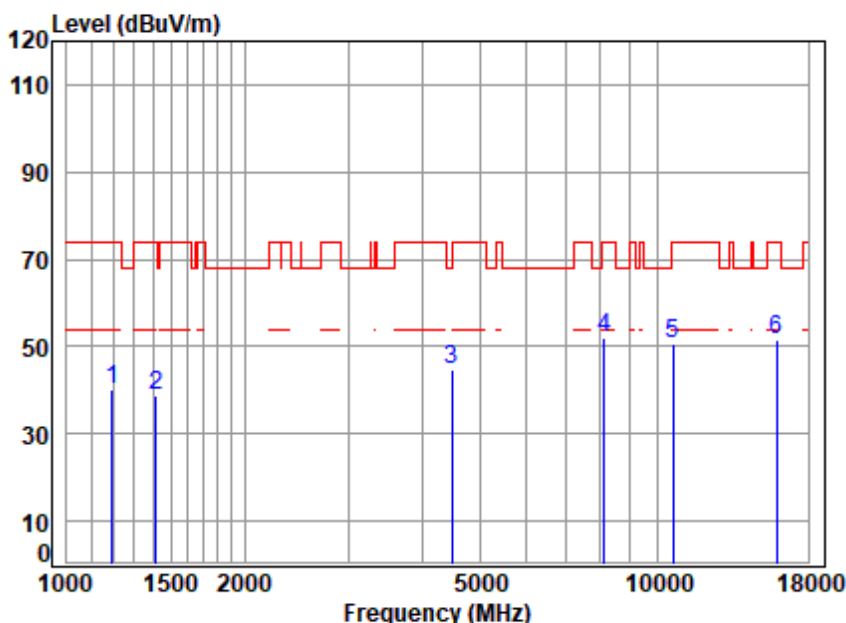
Test Mode: 20; Polarity: Horizontal; Modulation: 802.11ac; Bandwidth: 40MHz; Channel: High



Site : chamber
Condition: 3m HORIZONTAL
Job No : 10866CR
Mode : 5310 TX RSE
Note : 5G WIFI 11AC40

	Freq	Cable Loss	Ant Factor	Preamplifier Factor	Read Level	Level	Limit Line	Over Limit	Remark
	MHz	dB	dB/m	dB	dBuV	dBuV/m	dBuV/m	dB	
1	1238.483	2.83	24.76	39.79	45.27	33.07	74.00	-40.93	peak
2	1639.274	3.38	26.42	40.03	46.18	35.95	68.20	-32.25	peak
3	4430.628	6.70	33.48	41.81	47.62	45.99	68.20	-22.21	peak
4	8969.161	10.29	37.19	38.90	42.58	51.16	68.20	-17.04	peak
5	10620.000	10.64	37.72	37.43	40.24	51.17	74.00	-22.83	peak
6	15930.000	14.13	40.96	40.57	36.86	51.38	74.00	-22.62	peak

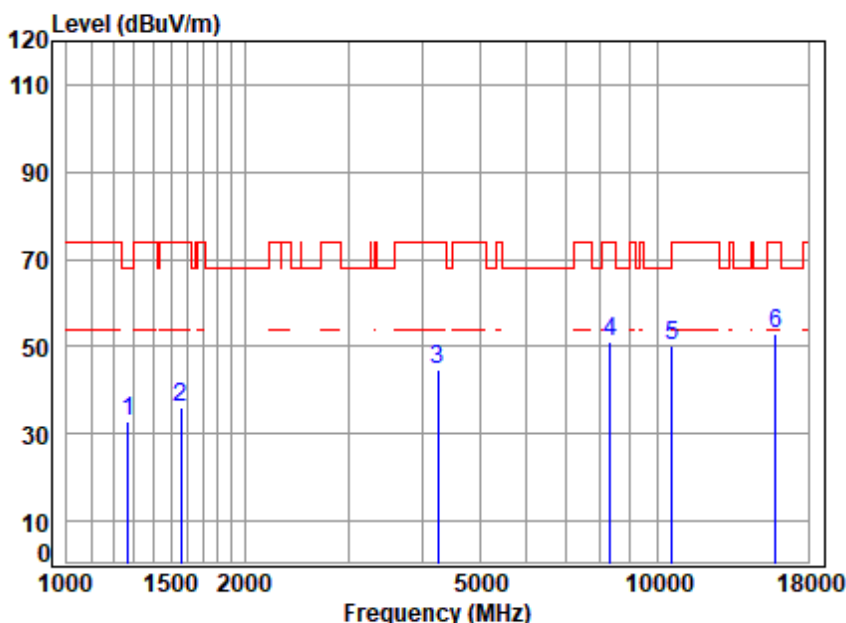
Test Mode: 20; Polarity: Vertical; Modulation: 802.11ac; Bandwidth: 40MHz; Channel: High



Site : chamber
 Condition: 3m VERTICAL
 Job No : 10866CR
 Mode : 5310 TX RSE
 Note : 5G WIFI 11AC40

	Freq	Cable Loss	Ant Factor	Preamp Factor	Read Level	Level	Limit Line	Over Limit	Remark
	MHz	dB	dB/m	dB	dBuV	dBuV/m	dBuV/m	dB	
1	1192.811	2.75	24.56	39.75	52.67	40.23	74.00	-33.77	peak
2	1414.597	3.13	25.48	39.90	49.94	38.65	74.00	-35.35	peak
3	4495.125	6.76	33.59	41.87	46.08	44.56	68.20	-23.64	peak
4	8129.664	9.60	36.78	40.53	46.22	52.07	74.00	-21.93	peak
5	10620.000	10.64	37.72	37.43	39.60	50.53	74.00	-23.47	peak
6	15930.000	14.13	40.96	40.57	36.92	51.44	74.00	-22.56	peak

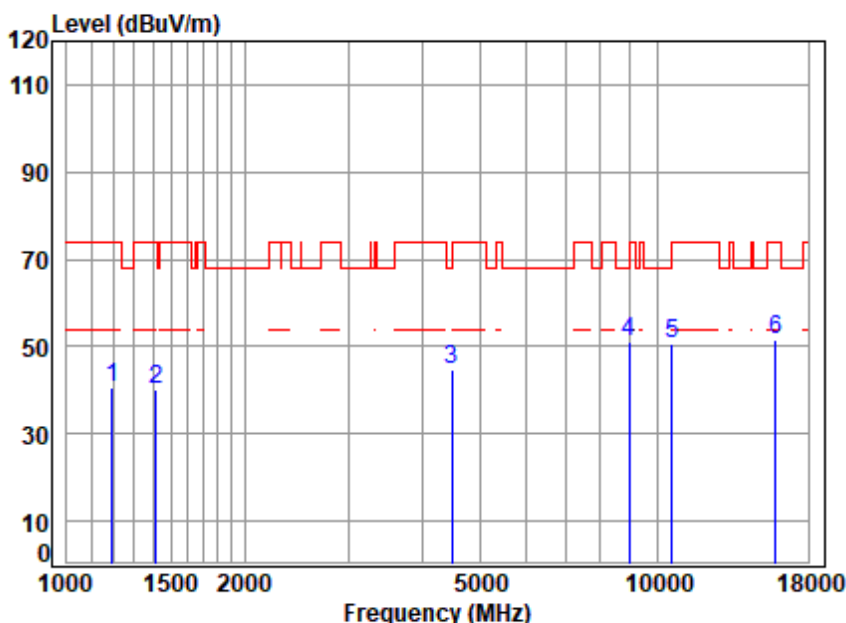
Test Mode: 20; Polarity: Horizontal; Modulation: 802.11ac; Bandwidth: 80MHz; Channel: middle



Site : chamber
Condition: 3m HORIZONTAL
Job No : 10866CR
Mode : 5290 TX RSE
Note : 5G WIFI 11AC80

	Freq	Cable Loss	Ant Factor	Preamplifier Factor	Read Level	Level	Limit Line	Over Limit	Remark
	MHz	dB	dB/m	dB	dBuV	dBuV/m	dBuV/m	dB	
1	1271.123	2.89	24.90	39.81	44.68	32.66	68.20	-35.54	peak
2	1560.673	3.31	26.08	39.99	46.42	35.82	74.00	-38.18	peak
3	4242.641	6.52	33.15	41.64	46.68	44.71	74.00	-29.29	peak
4	8319.836	9.86	36.89	40.15	44.71	51.31	74.00	-22.69	peak
5	10580.000	10.60	37.72	37.41	39.32	50.23	68.20	-17.97	peak
6	15870.000	14.11	40.92	40.54	38.61	53.10	74.00	-20.90	peak

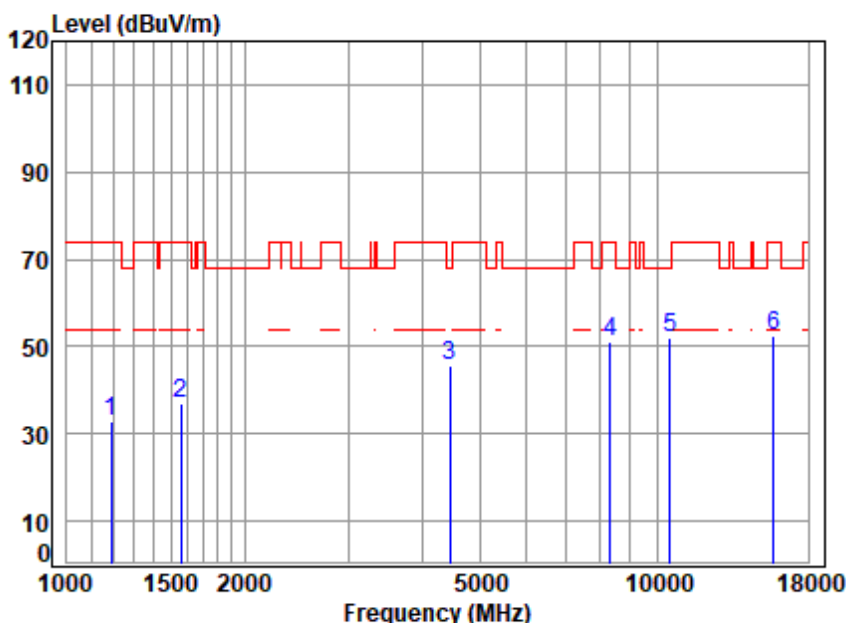
Test Mode: 20; Polarity: Vertical; Modulation: 802.11ac; Bandwidth: 80MHz; Channel: middle



Site : chamber
Condition: 3m VERTICAL
Job No : 10866CR
Mode : 5290 TX RSE
Note : 5G WIFI 11AC80

	Freq	Cable Loss	Ant Factor	Preamplifier Factor	Read Level	Level	Limit Line	Over Limit	Remark
	MHz	dB	dB/m	dB	dBuV	dBuV/m	dBuV/m	dB	
1	1192.811	2.75	24.56	39.75	52.83	40.39	74.00	-33.61	peak
2	1414.597	3.13	25.48	39.90	51.24	39.95	74.00	-34.05	peak
3	4482.150	6.74	33.57	41.86	46.18	44.63	68.20	-23.57	peak
4	8943.274	10.28	37.18	38.95	42.62	51.13	68.20	-17.07	peak
5	10580.000	10.60	37.72	37.41	39.59	50.50	68.20	-17.70	peak
6	15870.000	14.11	40.92	40.54	37.08	51.57	74.00	-22.43	peak

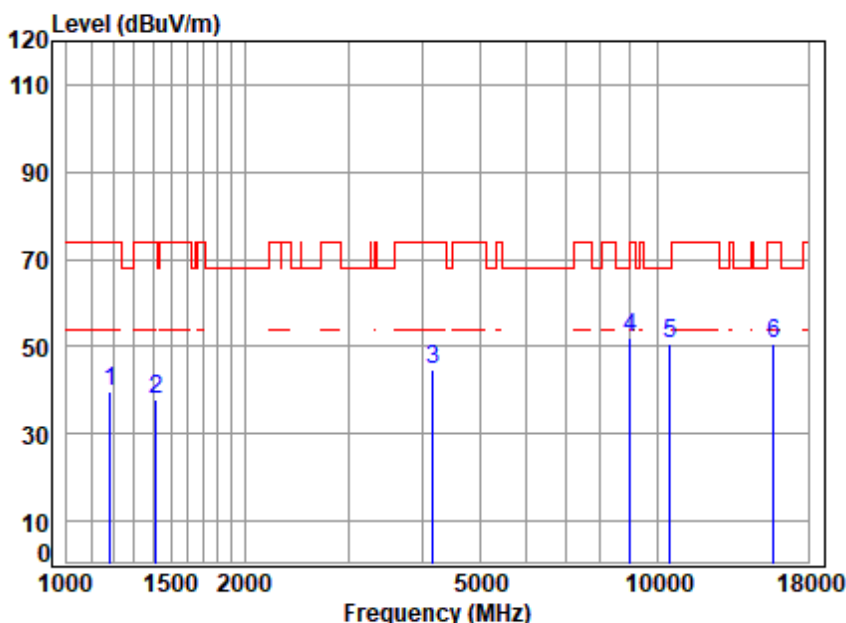
Test Mode: 20; Polarity: Horizontal; Modulation: 802.11ac; Bandwidth: 160MHz; Channel: middle



Site : chamber
Condition: 3m HORIZONTAL
Job No : 10866CR
Mode : 5250 TX RSE
Note : 5G WIFI 11AC160

		Cable	Ant	Preamp	Read		Limit	Over	
	Freq	Loss	Factor	Factor	Level	Level	Line	Limit	Remark
	MHz	dB	dB/m	dB	dBuV	dBuV/m	dBuV/m	dB	
1	1189.368	2.74	24.54	39.75	45.54	33.07	74.00	-40.93	peak
2	1560.673	3.31	26.08	39.99	47.53	36.93	74.00	-37.07	peak
3	4456.315	6.72	33.53	41.84	47.24	45.65	68.20	-22.55	peak
4	8319.836	9.86	36.89	40.15	44.58	51.18	74.00	-22.82	peak
5	10500.000	10.53	37.70	37.37	41.11	51.97	68.20	-16.23	peak
6	15750.000	14.06	40.85	40.48	37.96	52.39	74.00	-21.61	peak

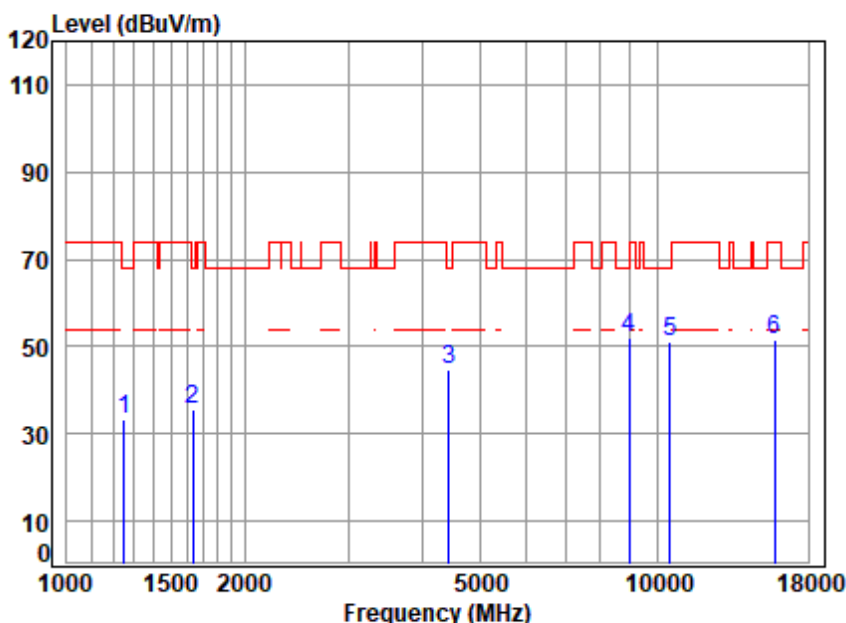
Test Mode: 20; Polarity: Vertical; Modulation: 802.11ac; Bandwidth: 160MHz; Channel: middle



Site : chamber
Condition: 3m VERTICAL
Job No : 10866CR
Mode : 5250 TX RSE
Note : 5G WIFI 11AC160

	Freq	Cable Loss	Ant Factor	Preamp Factor	Read Level	Level	Limit Line	Over Limit	Remark
	MHz	dB	dB/m	dB	dBuV	dBuV/m	dBuV/m	dB	
1	1185.936	2.74	24.53	39.75	52.12	39.64	74.00	-34.36	peak
2	1414.597	3.13	25.48	39.90	49.06	37.77	74.00	-36.23	peak
3	4169.698	6.45	33.02	41.57	46.85	44.75	74.00	-29.25	peak
4	8995.123	10.30	37.20	38.86	43.56	52.20	68.20	-16.00	peak
5	10500.000	10.53	37.70	37.37	39.97	50.83	68.20	-17.37	peak
6	15750.000	14.06	40.85	40.48	36.26	50.69	74.00	-23.31	peak

Test Mode: 20; Polarity: Horizontal; Bandwidth:20MHz; Channel:Low

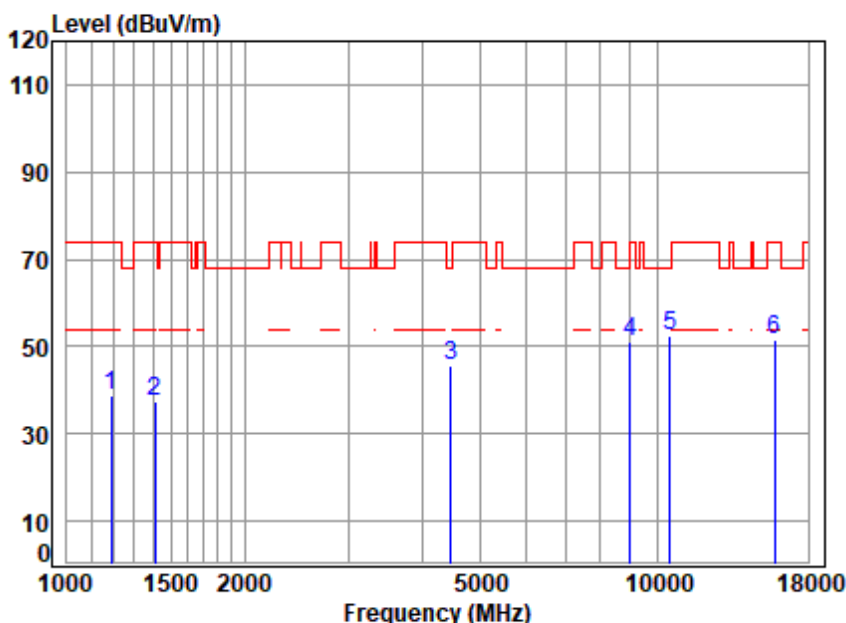


Site : chamber
Condition: 3m HORIZONTAL
Job No : 10866CR
Mode : 5260 TX RSE
Note : 5G WIFI 11AX20

	Freq	Cable Loss	Ant Factor	Preamp Factor	Read Level	Level	Limit Line	Over Limit	Remark
	MHz	dB	dB/m	dB	dBuV	dBuV/m	dBuV/m	dB	
1	1252.885	2.86	24.82	39.80	45.29	33.17	68.20	-35.03	peak
2	1634.543	3.38	26.40	40.03	45.67	35.42	68.20	-32.78	peak
3	4443.453	6.71	33.50	41.82	46.18	44.57	68.20	-23.63	peak
4	8943.274	10.28	37.18	38.95	43.40	51.91	68.20	-16.29	peak
5	10520.000	10.55	37.70	37.38	40.42	51.29	68.20	-16.91	peak
6	15780.000	14.07	40.87	40.50	37.21	51.65	74.00	-22.35	peak



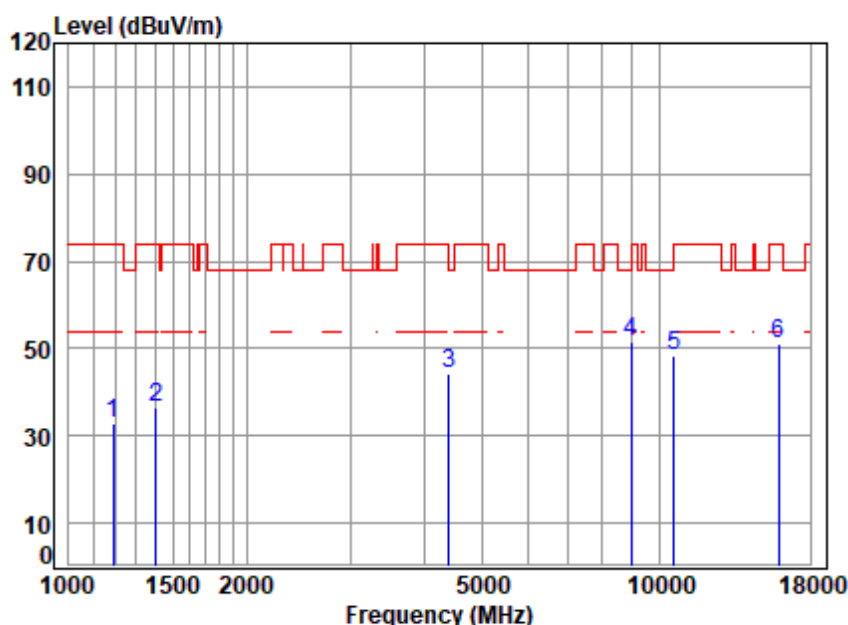
Test Mode: 20; Polarity: Vertical; Bandwidth:20MHz; Channel:Low



Site : chamber
Condition: 3m VERTICAL
Job No : 10866CR
Mode : 5260 TX RSE
Note : 5G WIFI 11AX20

	Freq	Cable Loss	Ant Factor	Preamplifier Factor	Read Level	Level	Limit Line	Over Limit	Remark
	MHz	dB	dB/m	dB	dBuV	dBuV/m	dBuV/m	dB	
1	1189.368	2.74	24.54	39.75	51.35	38.88	74.00	-35.12	peak
2	1410.514	3.12	25.47	39.90	48.67	37.36	74.00	-36.64	peak
3	4469.214	6.73	33.55	41.85	47.28	45.71	68.20	-22.49	peak
4	8995.123	10.30	37.20	38.86	42.56	51.20	68.20	-17.00	peak
5	10520.000	10.55	37.70	37.38	41.60	52.47	68.20	-15.73	peak
6	15780.000	14.07	40.87	40.50	37.28	51.72	74.00	-22.28	peak

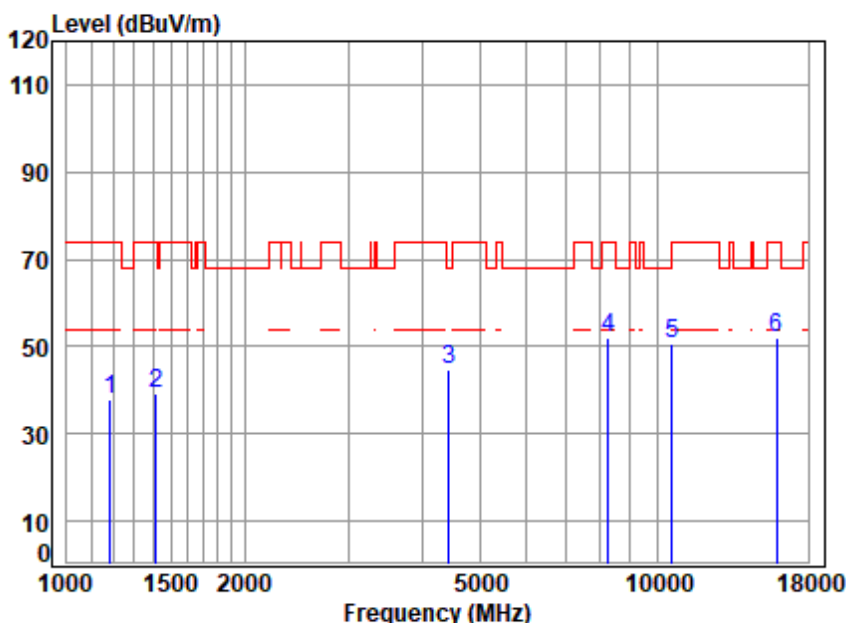
Test Mode: 20; Polarity: Horizontal; Bandwidth: 20MHz; Channel: middle



Site : chamber
Condition: 3m HORIZONTAL
Job No : 10866CR
Mode : 5300 TX RSE
Note : 5G WIFI 11AX20

	Freq	Cable Loss	Ant Factor	Preamplifier Factor	Read Level	Level	Limit Line	Over Limit	Remark
	MHz	dB	dB/m	dB	dBuV	dBuV/m	dBuV/m	dB	
1	1189.368	2.74	24.54	39.75	45.18	32.71	74.00	-41.29	peak
2	1406.443	3.12	25.45	39.90	47.96	36.63	74.00	-37.37	peak
3	4405.090	6.67	33.44	41.79	45.76	44.08	68.20	-24.12	peak
4	8943.274	10.28	37.18	38.95	42.92	51.43	68.20	-16.77	peak
5	10600.000	10.62	37.72	37.42	37.44	48.36	68.20	-19.84	peak
6	15900.000	14.12	40.94	40.55	36.48	50.99	74.00	-23.01	peak

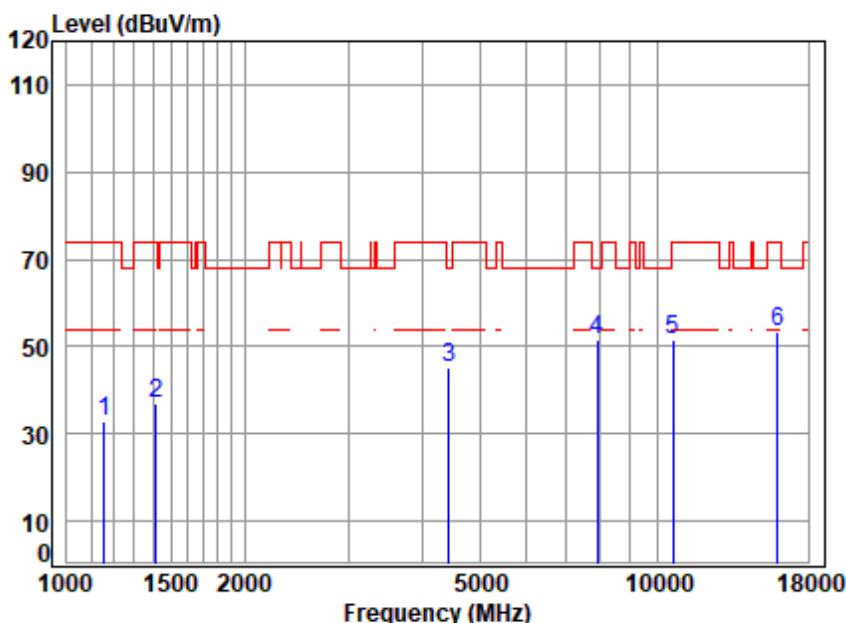
Test Mode: 20; Polarity: Vertical; Bandwidth:20MHz; Channel:middle



Site : chamber
Condition: 3m VERTICAL
Job No : 10866CR
Mode : 5300 TX RSE
Note : 5G WIFI 11AX20

	Freq	Cable Loss	Ant Factor	Preamplifier Factor	Read Level	Level	Limit Line	Over Limit	Remark
	MHz	dB	dB/m	dB	dBuV	dBuV/m	dBuV/m	dB	
1	1185.936	2.74	24.53	39.75	50.32	37.84	74.00	-36.16	peak
2	1414.597	3.13	25.48	39.90	50.35	39.06	74.00	-34.94	peak
3	4430.628	6.70	33.48	41.81	46.47	44.84	68.20	-23.36	peak
4	8248.005	9.76	36.85	40.29	45.47	51.79	74.00	-22.21	peak
5	10600.000	10.62	37.72	37.42	39.76	50.68	68.20	-17.52	peak
6	15900.000	14.12	40.94	40.55	37.41	51.92	74.00	-22.08	peak

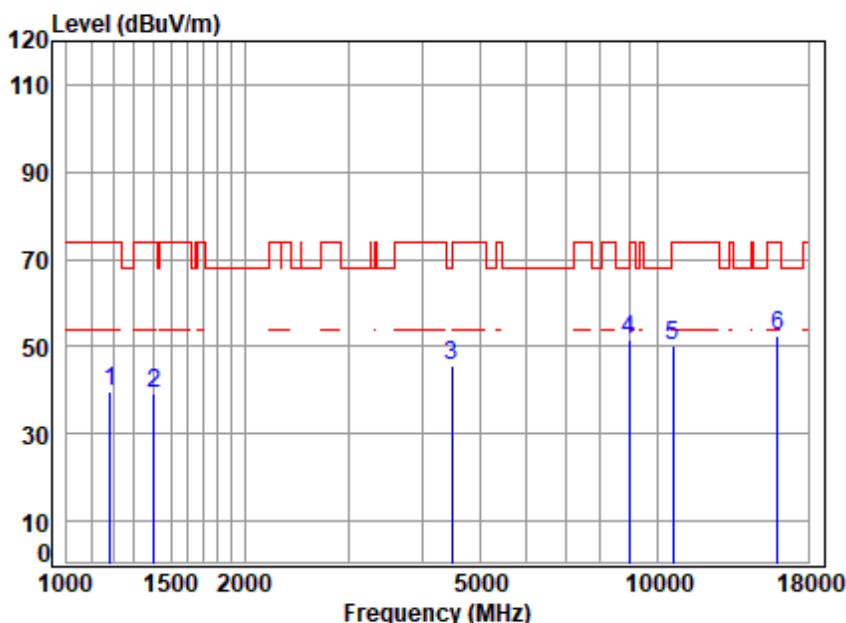
Test Mode: 20; Polarity: Horizontal; Bandwidth:20MHz; Channel:High



Site : chamber
Condition: 3m HORIZONTAL
Job No : 10866CR
Mode : 5320 TX RSE
Note : 5G WIFI 11AX20

	Freq	Cable Loss	Ant Factor	Preamp Factor	Read Level	Level	Limit Line	Over Limit	Remark
	MHz	dB	dB/m	dB	dBuV	dBuV/m	dBuV/m	dB	
1	1158.828	2.69	24.40	39.73	45.72	33.08	74.00	-40.92	peak
2	1414.597	3.13	25.48	39.90	48.33	37.04	74.00	-36.96	peak
3	4443.453	6.71	33.50	41.82	46.82	45.21	68.20	-22.99	peak
4	7898.049	9.34	36.62	40.89	46.40	51.47	68.20	-16.73	peak
5	10640.000	10.66	37.73	37.44	40.69	51.64	74.00	-22.36	peak
6	15960.000	14.14	40.98	40.58	38.71	53.25	74.00	-20.75	peak

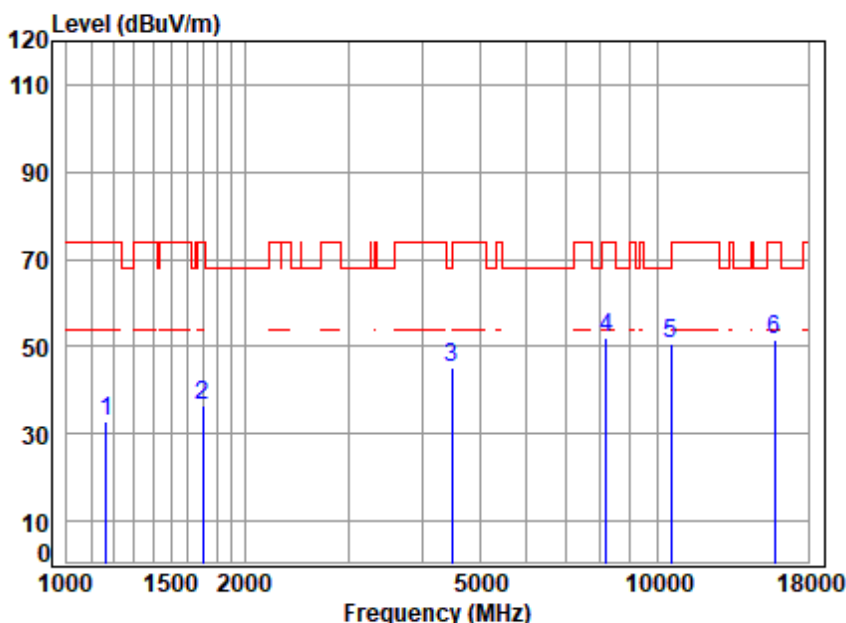
Test Mode: 20; Polarity: Vertical; Bandwidth:20MHz; Channel:High



Site : chamber
Condition: 3m VERTICAL
Job No : 10866CR
Mode : 5320 TX RSE
Note : 5G WIFI 11AX20

	Freq	Cable Loss	Ant Factor	Preamp Factor	Read Level	Level	Limit Line	Over Limit	Remark
	MHz	dB	dB/m	dB	dBuV	dBuV/m	dBuV/m	dB	
1	1185.936	2.74	24.53	39.75	52.39	39.91	74.00	-34.09	peak
2	1406.443	3.12	25.45	39.90	50.61	39.28	74.00	-34.72	peak
3	4482.150	6.74	33.57	41.86	47.05	45.50	68.20	-22.70	peak
4	8969.161	10.29	37.19	38.90	43.13	51.71	68.20	-16.49	peak
5	10640.000	10.66	37.73	37.44	39.35	50.30	74.00	-23.70	peak
6	15960.000	14.14	40.98	40.58	38.13	52.67	74.00	-21.33	peak

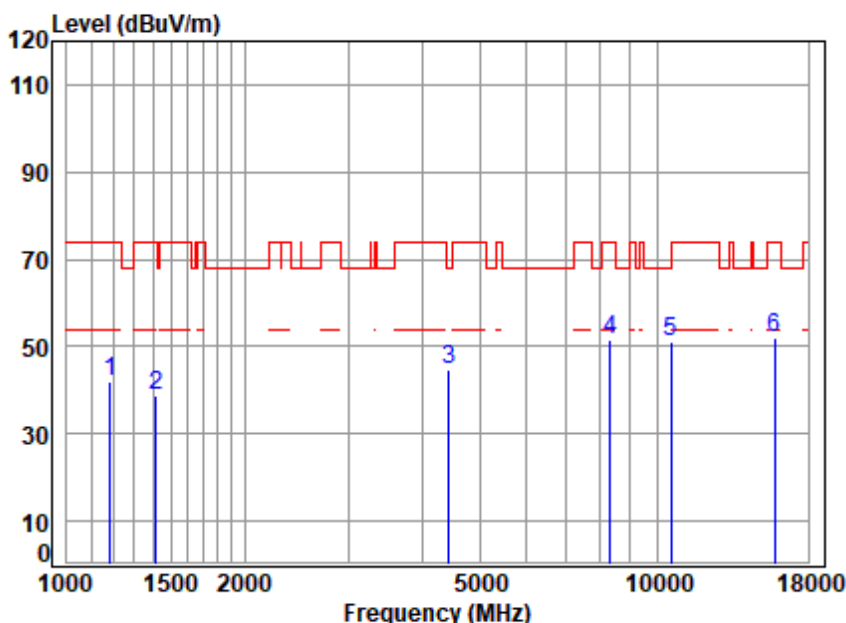
Test Mode: 20; Polarity: Horizontal; Bandwidth:40MHz; Channel:Low



Site : chamber
Condition: 3m HORIZONTAL
Job No : 10866CR
Mode : 5270 TX RSE
Note : 5G WIFI 11AX40

	Freq	Cable Loss	Ant Factor	Preamplifier Factor	Read Level	Level	Limit Line	Over Limit	Remark
	MHz	dB	dB/m	dB	dBuV	dBuV/m	dBuV/m	dB	
1	1165.546	2.70	24.43	39.73	45.62	33.02	74.00	-40.98	peak
2	1702.042	3.43	26.68	40.06	46.33	36.38	74.00	-37.62	peak
3	4495.125	6.76	33.59	41.87	46.76	45.24	68.20	-22.96	peak
4	8200.463	9.70	36.82	40.39	45.93	52.06	74.00	-21.94	peak
5	10540.000	10.57	37.71	37.39	39.60	50.49	68.20	-17.71	peak
6	15810.000	14.08	40.89	40.51	36.89	51.35	74.00	-22.65	peak

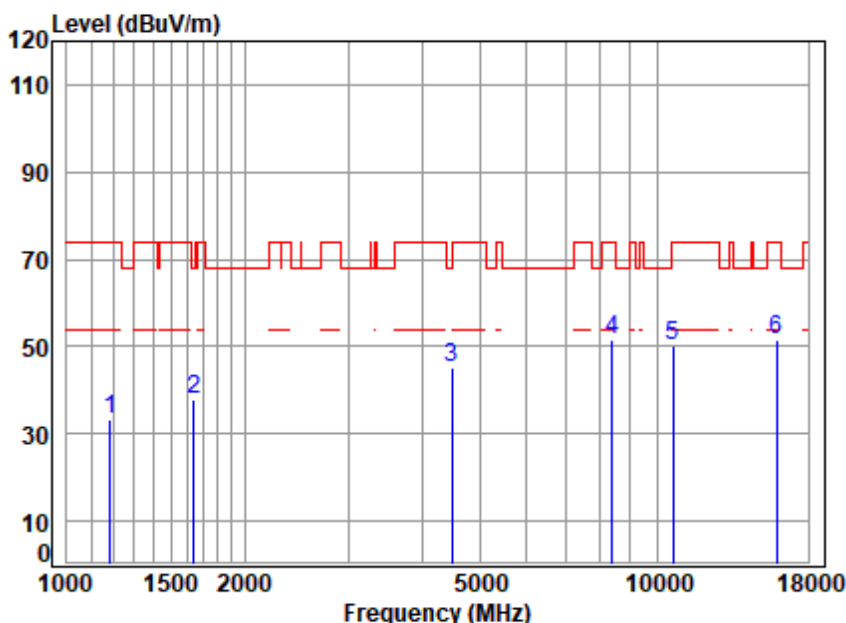
Test Mode: 20; Polarity: Vertical; Bandwidth:40MHz; Channel:Low



Site : chamber
Condition: 3m VERTICAL
Job No : 10866CR
Mode : 5270 TX RSE
Note : 5G WIFI 11AX40

	Freq	Cable Loss	Ant Factor	Preamp Factor	Read Level	Level	Limit Line	Over Limit	Remark
	MHz	dB	dB/m	dB	dBuV	dBuV/m	dBuV/m	dB	
1	1185.936	2.74	24.53	39.75	54.51	42.03	74.00	-31.97	peak
2	1414.597	3.13	25.48	39.90	50.15	38.86	74.00	-35.14	peak
3	4430.628	6.70	33.48	41.81	46.21	44.58	68.20	-23.62	peak
4	8319.836	9.86	36.89	40.15	45.06	51.66	74.00	-22.34	peak
5	10540.000	10.57	37.71	37.39	40.20	51.09	68.20	-17.11	peak
6	15810.000	14.08	40.89	40.51	37.73	52.19	74.00	-21.81	peak

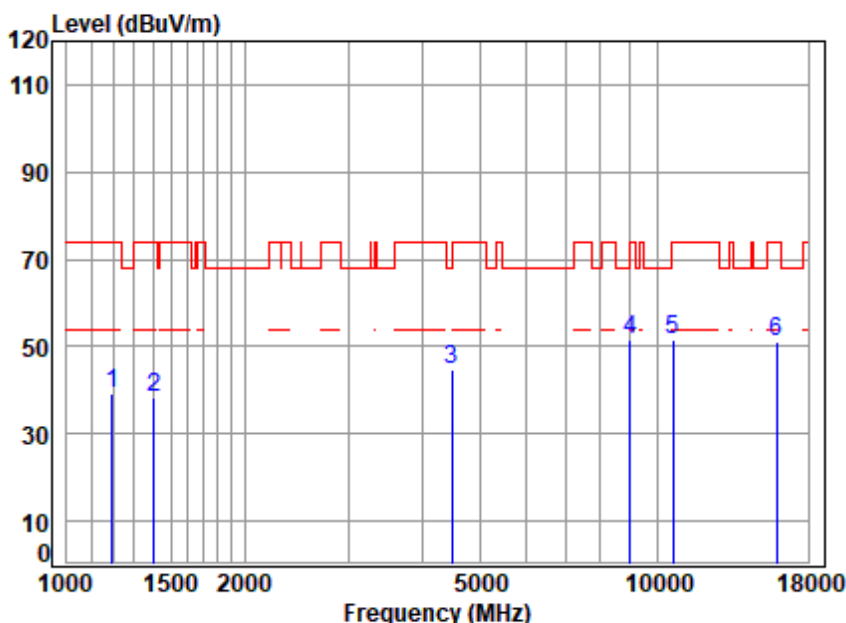
Test Mode: 20; Polarity: Horizontal; Bandwidth:40MHz; Channel:High



Site : chamber
Condition: 3m HORIZONTAL
Job No : 10866CR
Mode : 5310 TX RSE
Note : 5G WIFI 11AX40

	Freq	Cable Loss	Ant Factor	Preamp Factor	Read Level	Level	Limit Line	Over Limit	Remark
	MHz	dB	dB/m	dB	dBuV	dBuV/m	dBuV/m	dB	
1	1185.936	2.74	24.53	39.75	45.80	33.32	74.00	-40.68	peak
2	1639.274	3.38	26.42	40.03	48.16	37.93	68.20	-30.27	peak
3	4482.150	6.74	33.57	41.86	46.59	45.04	68.20	-23.16	peak
4	8392.292	9.96	36.94	40.01	44.71	51.60	74.00	-22.40	peak
5	10620.000	10.64	37.72	37.43	39.47	50.40	74.00	-23.60	peak
6	15930.000	14.13	40.96	40.57	37.23	51.75	74.00	-22.25	peak

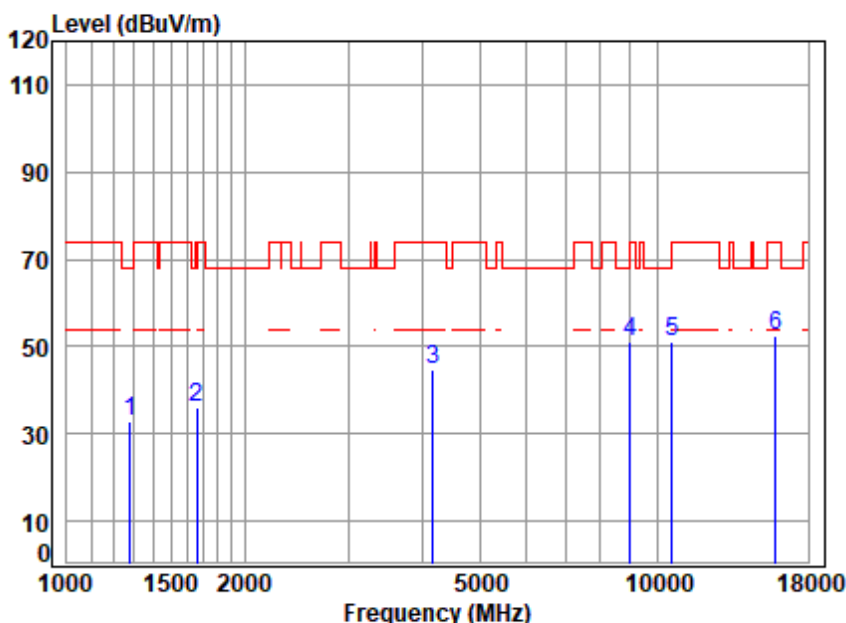
Test Mode: 20; Polarity: Vertical; Bandwidth:40MHz; Channel:High



Site : chamber
Condition: 3m VERTICAL
Job No : 10866CR
Mode : 5310 TX RSE
Note : 5G WIFI 11AX40

	Freq	Cable Loss	Ant Factor	Preamp Factor	Read Level	Level	Limit Line	Over Limit	Remark
	MHz	dB	dB/m	dB	dBuV	dBuV/m	dBuV/m	dB	
1	1192.811	2.75	24.56	39.75	51.58	39.14	74.00	-34.86	peak
2	1406.443	3.12	25.45	39.90	49.84	38.51	74.00	-35.49	peak
3	4495.125	6.76	33.59	41.87	46.33	44.81	68.20	-23.39	peak
4	8995.123	10.30	37.20	38.86	42.97	51.61	68.20	-16.59	peak
5	10620.000	10.64	37.72	37.43	40.78	51.71	74.00	-22.29	peak
6	15930.000	14.13	40.96	40.57	36.71	51.23	74.00	-22.77	peak

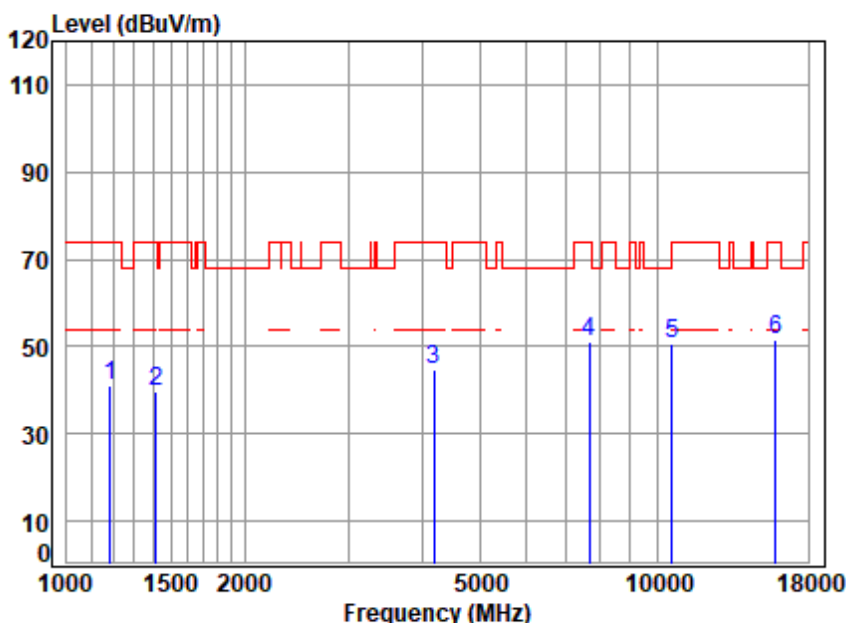
Test Mode: 20; Polarity: Horizontal; Bandwidth:80MHz; Channel:middle



Site : chamber
Condition: 3m HORIZONTAL
Job No : 10866CR
Mode : 5290 TX RSE
Note : 5G WIFI 11AX80

	Freq	Cable Loss	Ant Factor	Preamp Factor	Read Level	Level	Limit Line	Over Limit	Remark
	MHz	dB	dB/m	dB	dBuV	dBuV/m	dBuV/m	dB	
1	1278.492	2.91	24.93	39.81	44.70	32.73	68.20	-35.47	peak
2	1658.337	3.40	26.50	40.04	45.99	35.85	68.20	-32.35	peak
3	4169.698	6.45	33.02	41.57	47.03	44.93	74.00	-29.07	peak
4	8995.123	10.30	37.20	38.86	42.30	50.94	68.20	-17.26	peak
5	10580.000	10.60	37.72	37.41	40.26	51.17	68.20	-17.03	peak
6	15870.000	14.11	40.92	40.54	38.21	52.70	74.00	-21.30	peak

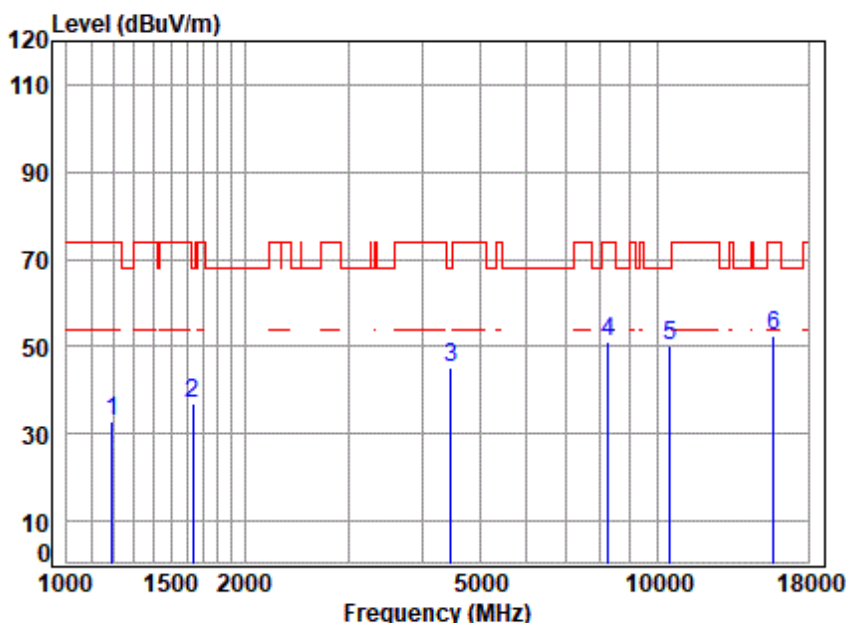
Test Mode: 20; Polarity: Vertical; Bandwidth:80MHz; Channel:middle



Site : chamber
Condition: 3m VERTICAL
Job No : 10866CR
Mode : 5290 TX RSE
Note : 5G WIFI 11AX80

	Freq	Cable Loss	Ant Factor	Preamplifier Factor	Read Level	Level	Limit Line	Over Limit	Remark
	MHz	dB	dB/m	dB	dBuV	dBuV/m	dBuV/m	dB	
1	1185.936	2.74	24.53	39.75	53.71	41.23	74.00	-32.77	peak
2	1414.597	3.13	25.48	39.90	50.79	39.50	74.00	-34.50	peak
3	4181.768	6.46	33.04	41.58	46.76	44.68	74.00	-29.32	peak
4	7673.034	9.15	36.44	41.08	46.66	51.17	74.00	-22.83	peak
5	10580.000	10.60	37.72	37.41	39.87	50.78	68.20	-17.42	peak
6	15870.000	14.11	40.92	40.54	37.16	51.65	74.00	-22.35	peak

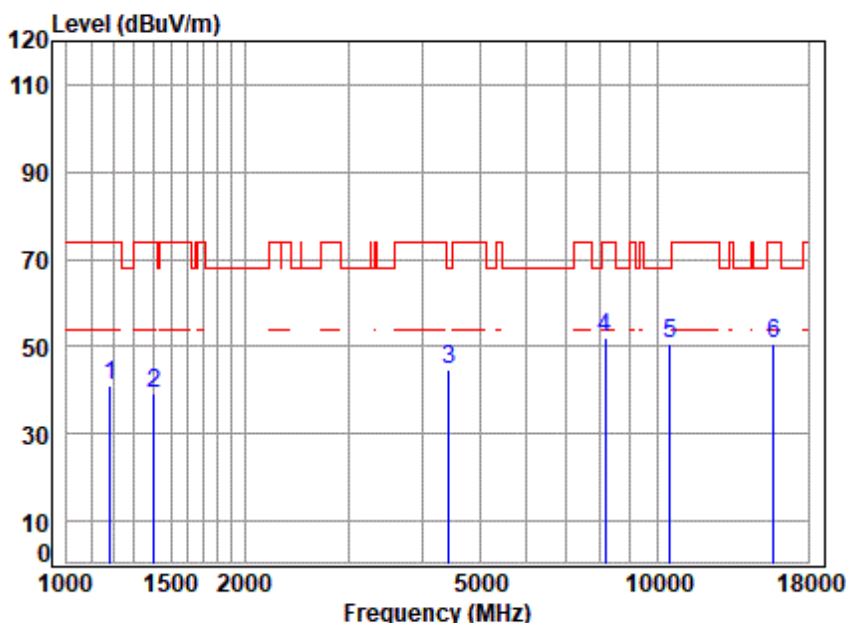
Test Mode: 20; Polarity: Horizontal; Bandwidth:160MHz; Channel:middle



Site : chamber
Condition: 3m HORIZONTAL
Job No : 10866CR
Mode : 5250 TX RSE
Note : 5G WIFI 11AX160

	Freq	Cable Loss	Ant Factor	Preamp Factor	Read Level	Level	Limit Line	Over Limit	Remark
	MHz	dB	dB/m	dB	dBuV	dBuV/m	dBuV/m	dB	
1	1192.811	2.75	24.56	39.75	45.46	33.02	74.00	-40.98	peak
2	1634.543	3.38	26.40	40.03	47.24	36.99	68.20	-31.21	peak
3	4469.214	6.73	33.55	41.85	46.68	45.11	68.20	-23.09	peak
4	8248.005	9.76	36.85	40.29	45.00	51.32	74.00	-22.68	peak
5	10500.000	10.53	37.70	37.37	39.46	50.32	68.20	-17.88	peak
6	15750.000	14.06	40.85	40.48	37.93	52.36	74.00	-21.64	peak

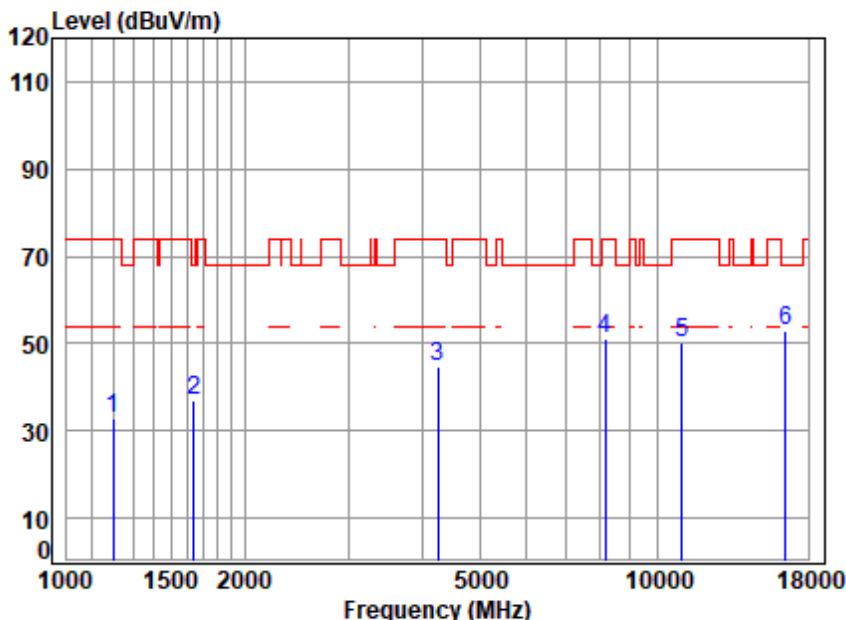
Test Mode: 20; Polarity: Vertical; Bandwidth:160MHz; Channel:middle



Site : chamber
Condition: 3m VERTICAL
Job No : 10866CR
Mode : 5250 TX RSE
Note : 5G WIFI 11AX160

	Freq	Cable Loss	Ant Factor	Preamp Factor	Read Level	Level	Limit Line	Over Limit	Remark
	MHz	dB	dB/m	dB	dBuV	dBuV/m	dBuV/m	dB	
1	1185.936	2.74	24.53	39.75	53.65	41.17	74.00	-32.83	peak
2	1406.443	3.12	25.45	39.90	50.56	39.23	74.00	-34.77	peak
3	4430.628	6.70	33.48	41.81	46.22	44.59	68.20	-23.61	peak
4	8176.795	9.67	36.81	40.44	45.76	51.80	74.00	-22.20	peak
5	10500.000	10.53	37.70	37.37	39.80	50.66	68.20	-17.54	peak
6	15750.000	14.06	40.85	40.48	36.18	50.61	74.00	-23.39	peak

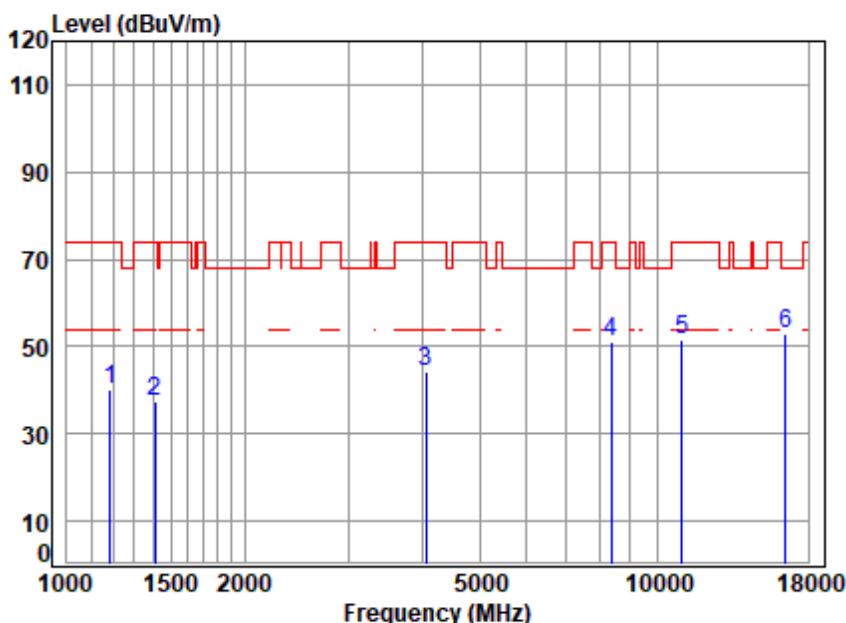
Test Mode: 21; Polarity: Horizontal; Modulation:802.11a; Bandwidth:20MHz; Channel:Low



Site : chamber
Condition: 3m HORIZONTAL
Job No : 10866CR
Mode : 5500 TX RSE
Note : 5G WIFI 11A

	Freq	Cable Loss	Ant Factor	Preamp Factor	Read Level	Level	Limit Line	Over Limit	Remark
	MHz	dB	dB/m	dB	dBuV	dBuV/m	dBuV/m	dB	
1	1196.264	2.76	24.57	39.76	45.29	32.86	74.00	-41.14	peak
2	1639.274	3.38	26.42	40.03	47.17	36.94	68.20	-31.26	peak
3	4242.641	6.52	33.15	41.64	46.69	44.72	74.00	-29.28	peak
4	8153.195	9.63	36.79	40.49	45.27	51.20	74.00	-22.80	peak
5	11000.000	10.97	37.80	37.62	38.91	50.06	74.00	-23.94	peak
6	16500.000	14.82	42.20	40.47	36.38	52.93	68.20	-15.27	peak

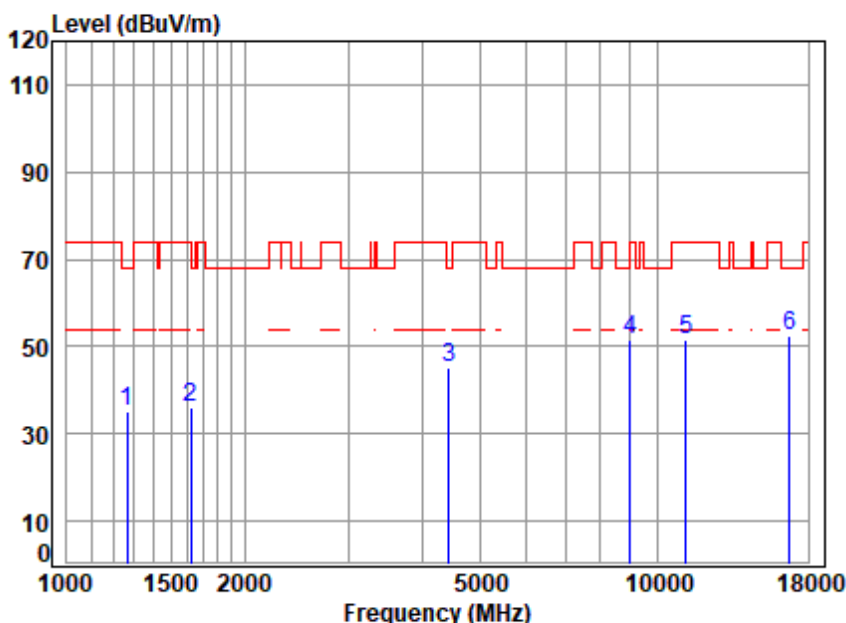
Test Mode: 21; Polarity: Vertical; Modulation: 802.11a; Bandwidth: 20MHz; Channel: Low



Site : chamber
Condition: 3m VERTICAL
Job No : 10866CR
Mode : 5500 TX RSE
Note : 5G WIFI 11A

	Freq	Cable Loss	Ant Factor	Preamp Factor	Read Level	Level	Limit Line	Over Limit	Remark
	MHz	dB	dB/m	dB	dBuV	dBuV/m	dBuV/m	dB	
1	1185.936	2.74	24.53	39.75	52.44	39.96	74.00	-34.04	peak
2	1410.514	3.12	25.47	39.90	48.85	37.54	74.00	-36.46	peak
3	4050.904	6.33	32.80	41.45	46.73	44.41	74.00	-29.59	peak
4	8368.069	9.92	36.92	40.05	44.10	50.89	74.00	-23.11	peak
5	11000.000	10.97	37.80	37.62	40.33	51.48	74.00	-22.52	peak
6	16500.000	14.82	42.20	40.47	36.52	53.07	68.20	-15.13	peak

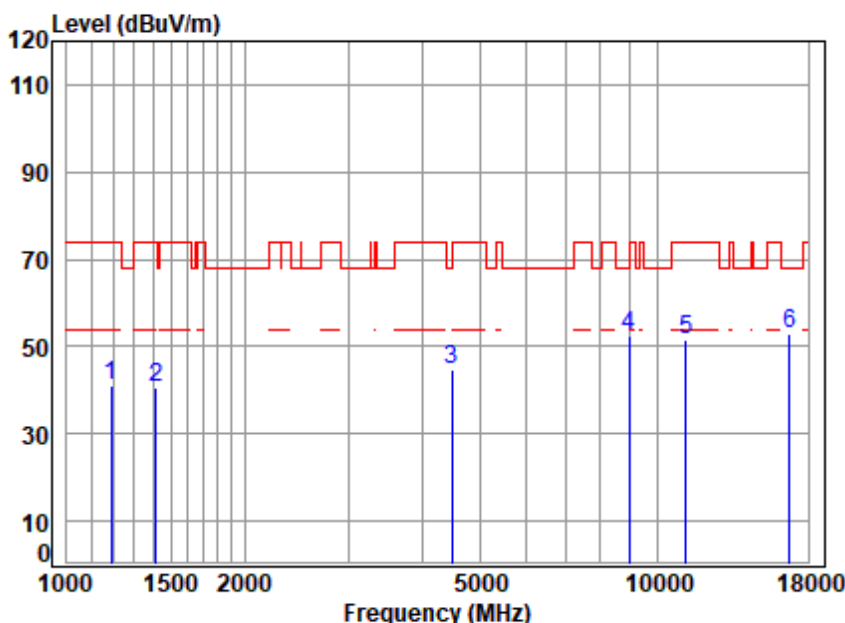
Test Mode: 21; Polarity: Horizontal; Modulation:802.11a; Bandwidth:20MHz; Channel:middle



Site : chamber
Condition: 3m HORIZONTAL
Job No : 10866CR
Mode : 5580 TX RSE
Note : 5G WIFI 11A

	Freq	Cable Loss	Ant Factor	Preamp Factor	Read Level	Level	Limit Line	Over Limit	Remark
	MHz	dB	dB/m	dB	dBuV	dBuV/m	dBuV/m	dB	
1	1267.454	2.89	24.89	39.81	47.03	35.00	68.20	-33.20	peak
2	1620.431	3.36	26.34	40.02	46.27	35.95	74.00	-38.05	peak
3	4430.628	6.70	33.48	41.81	46.61	44.98	68.20	-23.22	peak
4	8995.123	10.30	37.20	38.86	42.76	51.40	68.20	-16.80	peak
5	11160.000	11.18	37.83	37.70	40.33	51.64	74.00	-22.36	peak
6	16740.000	14.51	42.39	40.41	35.85	52.34	68.20	-15.86	peak

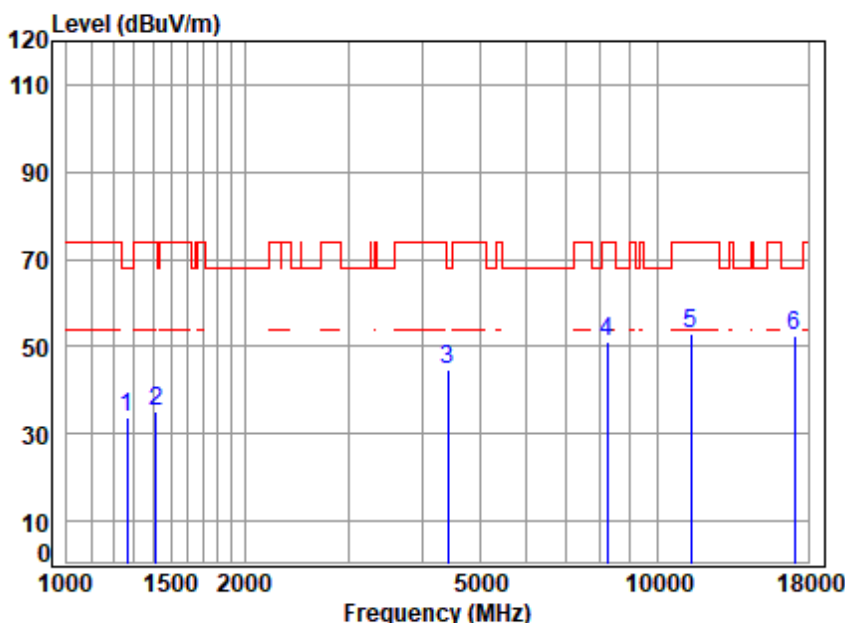
Test Mode: 21; Polarity: Vertical; Modulation: 802.11a; Bandwidth: 20MHz; Channel: middle



Site : chamber
Condition: 3m VERTICAL
Job No : 10866CR
Mode : 5580 TX RSE
Note : 5G WIFI 11A

	Freq	Cable Loss	Ant Factor	Preamp Factor	Read Level	Level	Limit Line	Over Limit	Remark
	MHz	dB	dB/m	dB	dBuV	dBuV/m	dBuV/m	dB	
1	1189.368	2.74	24.54	39.75	53.42	40.95	74.00	-33.05	peak
2	1414.597	3.13	25.48	39.90	51.96	40.67	74.00	-33.33	peak
3	4482.150	6.74	33.57	41.86	46.32	44.77	68.20	-23.43	peak
4	8969.161	10.29	37.19	38.90	43.70	52.28	68.20	-15.92	peak
5	11160.000	11.18	37.83	37.70	40.09	51.40	74.00	-22.60	peak
6	16740.000	14.51	42.39	40.41	36.22	52.71	68.20	-15.49	peak

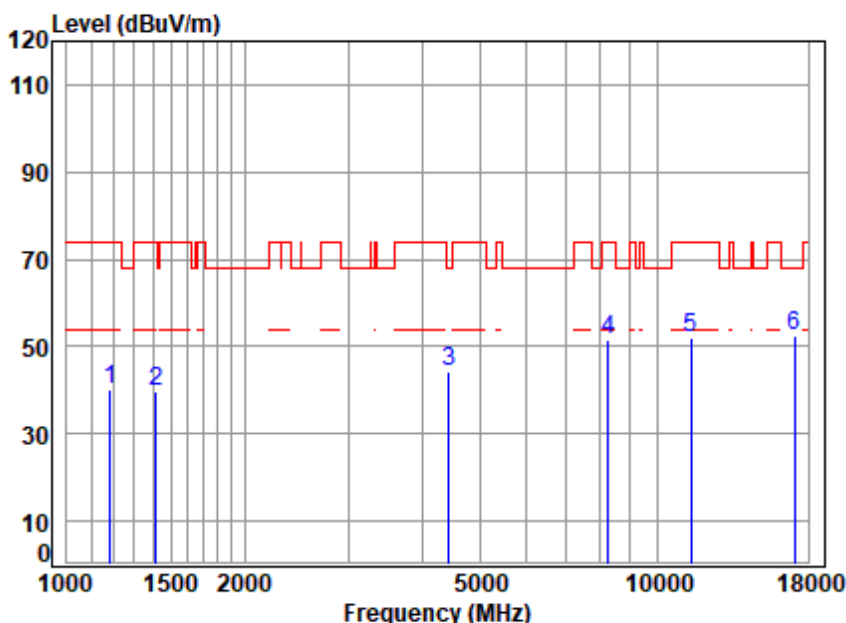
Test Mode: 21; Polarity: Horizontal; Modulation:802.11a; Bandwidth:20MHz; Channel:High



Site : chamber
Condition: 3m HORIZONTAL
Job No : 10866CR
Mode : 5700 TX RSE
Note : 5G WIFI 11A

	Freq	Cable Loss	Ant Factor	Preamp Factor	Read Level	Level	Limit Line	Over Limit	Remark
	MHz	dB	dB/m	dB	dBuV	dBuV/m	dBuV/m	dB	
1	1267.454	2.89	24.89	39.81	45.61	33.58	68.20	-34.62	peak
2	1414.597	3.13	25.48	39.90	46.62	35.33	74.00	-38.67	peak
3	4417.841	6.68	33.46	41.80	46.31	44.65	68.20	-23.55	peak
4	8224.200	9.73	36.84	40.34	44.81	51.04	74.00	-22.96	peak
5	11400.000	11.50	37.88	37.82	41.38	52.94	74.00	-21.06	peak
6	17100.000	14.14	42.66	40.32	36.22	52.70	68.20	-15.50	peak

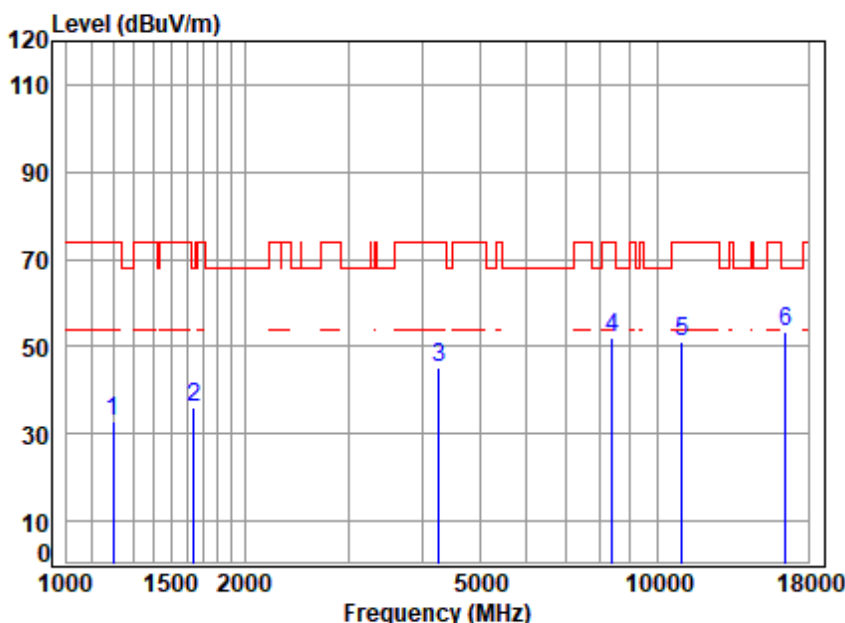
Test Mode: 21; Polarity: Vertical; Modulation:802.11a; Bandwidth:20MHz; Channel:High



Site : chamber
 Condition: 3m VERTICAL
 Job No : 10866CR
 Mode : 5700 TX RSE
 Note : 5G WIFI 11A

	Freq	Cable Loss	Ant Factor	Preamp Factor	Read Level	Level	Limit Line	Over Limit	Remark
	MHz	dB	dB/m	dB	dBuV	dBuV/m	dBuV/m	dB	
1	1185.936	2.74	24.53	39.75	52.74	40.26	74.00	-33.74	peak
2	1414.597	3.13	25.48	39.90	50.88	39.59	74.00	-34.41	peak
3	4430.628	6.70	33.48	41.81	45.95	44.32	68.20	-23.88	peak
4	8271.880	9.79	36.87	40.25	45.27	51.68	74.00	-22.32	peak
5	11400.000	11.50	37.88	37.82	40.67	52.23	74.00	-21.77	peak
6	17100.000	14.14	42.66	40.32	36.06	52.54	68.20	-15.66	peak

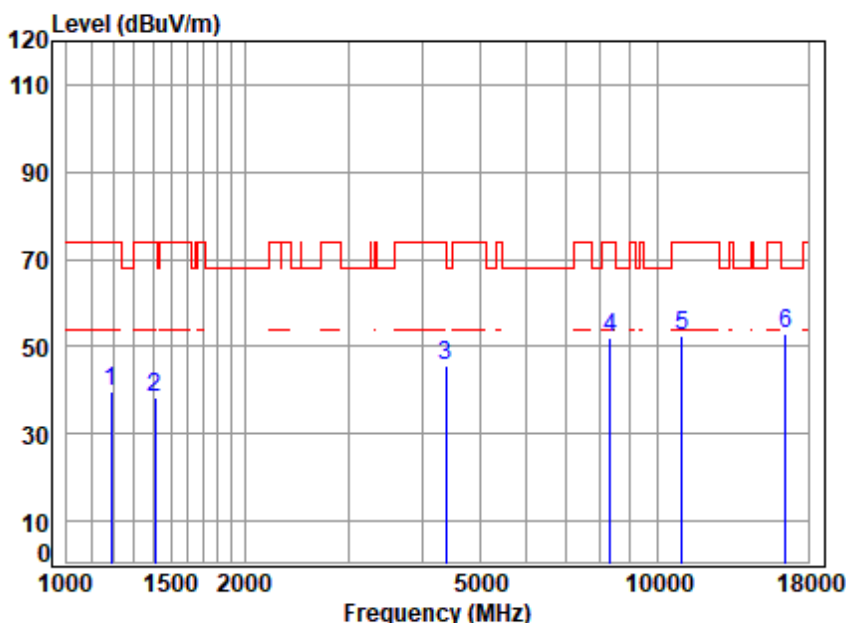
Test Mode: 21; Polarity: Horizontal; Modulation:802.11n; Bandwidth:20MHz; Channel:Low



Site : chamber
Condition: 3m HORIZONTAL
Job No : 10866CR
Mode : 5500 TX RSE
Note : 5G WIFI 11N20

	Freq	Cable Loss	Ant Factor	Preamp Factor	Read Level	Level	Limit Line	Over Limit	Remark
	MHz	dB	dB/m	dB	dBuV	dBuV/m	dBuV/m	dB	
1	1199.726	2.76	24.59	39.76	45.33	32.92	74.00	-41.08	peak
2	1639.274	3.38	26.42	40.03	46.47	36.24	68.20	-31.96	peak
3	4267.237	6.54	33.19	41.66	47.23	45.30	74.00	-28.70	peak
4	8392.292	9.96	36.94	40.01	44.97	51.86	74.00	-22.14	peak
5	11000.000	10.97	37.80	37.62	40.01	51.16	74.00	-22.84	peak
6	16500.000	14.82	42.20	40.47	36.65	53.20	68.20	-15.00	peak

Test Mode: 21; Polarity: Vertical; Modulation:802.11n; Bandwidth:20MHz; Channel:Low



Site : chamber

Condition: 3m VERTICAL

Job No : 10866CR

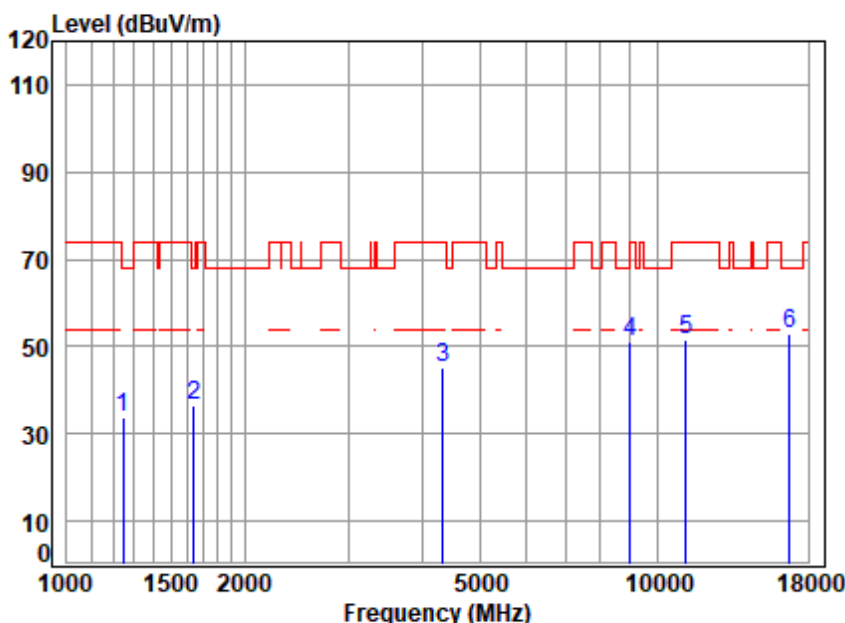
Mode : 5500 TX RSE

Note : 5G WIFI 11N20

	Freq	Cable Loss	Ant Factor	Preamp Factor	Read Level	Level	Limit Line	Over Limit	Remark
	MHz	dB	dB/m	dB	dBuV	dBuV/m	dBuV/m	dB	
1	1189.368	2.74	24.54	39.75	52.05	39.58	74.00	-34.42	peak
2	1410.514	3.12	25.47	39.90	49.46	38.15	74.00	-35.85	peak
3	4392.376	6.66	33.42	41.78	47.48	45.78	74.00	-28.22	peak
4	8319.836	9.86	36.89	40.15	45.41	52.01	74.00	-21.99	peak
5	11000.000	10.97	37.80	37.62	41.32	52.47	74.00	-21.53	peak
6	16500.000	14.82	42.20	40.47	36.58	53.13	68.20	-15.07	peak



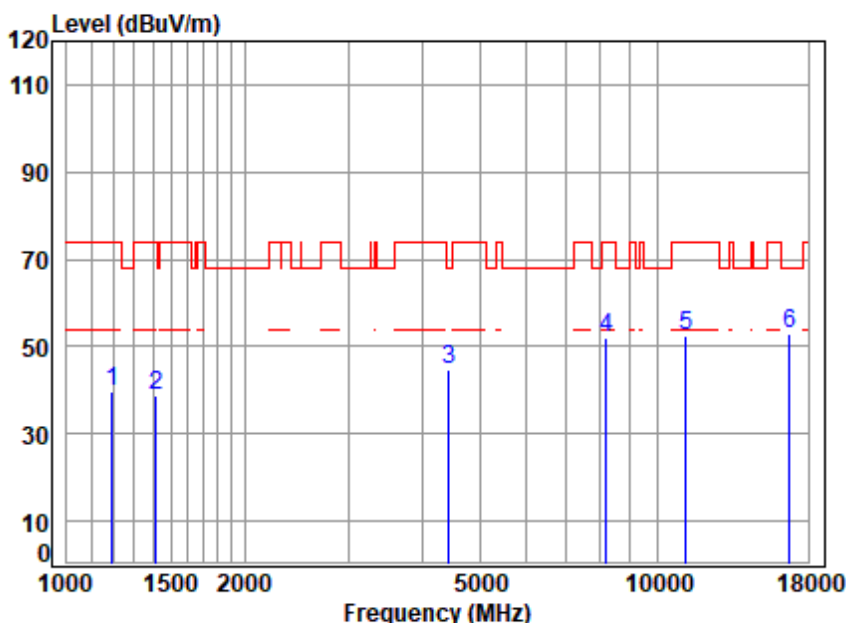
Test Mode: 21; Polarity: Horizontal; Modulation: 802.11n; Bandwidth: 20MHz; Channel: middle



Site : chamber
Condition: 3m HORIZONTAL
Job No : 10866CR
Mode : 5580 TX RSE
Note : 5G WIFI 11N20

	Freq	Cable Loss	Ant Factor	Preamp Factor	Read Level	Level	Limit Line	Over Limit	Remark
	MHz	dB	dB/m	dB	dBuV	dBuV/m	dBuV/m	dB	
1	1245.663	2.85	24.79	39.79	45.69	33.54	68.20	-34.66	peak
2	1639.274	3.38	26.42	40.03	46.86	36.63	68.20	-31.57	peak
3	4329.354	6.60	33.30	41.72	46.94	45.12	74.00	-28.88	peak
4	8995.123	10.30	37.20	38.86	42.38	51.02	68.20	-17.18	peak
5	11160.000	11.18	37.83	37.70	40.43	51.74	74.00	-22.26	peak
6	16740.000	14.51	42.39	40.41	36.25	52.74	68.20	-15.46	peak

Test Mode: 21; Polarity: Vertical; Modulation: 802.11n; Bandwidth: 20MHz; Channel: middle



Site : chamber

Condition: 3m VERTICAL

Job No : 10866CR

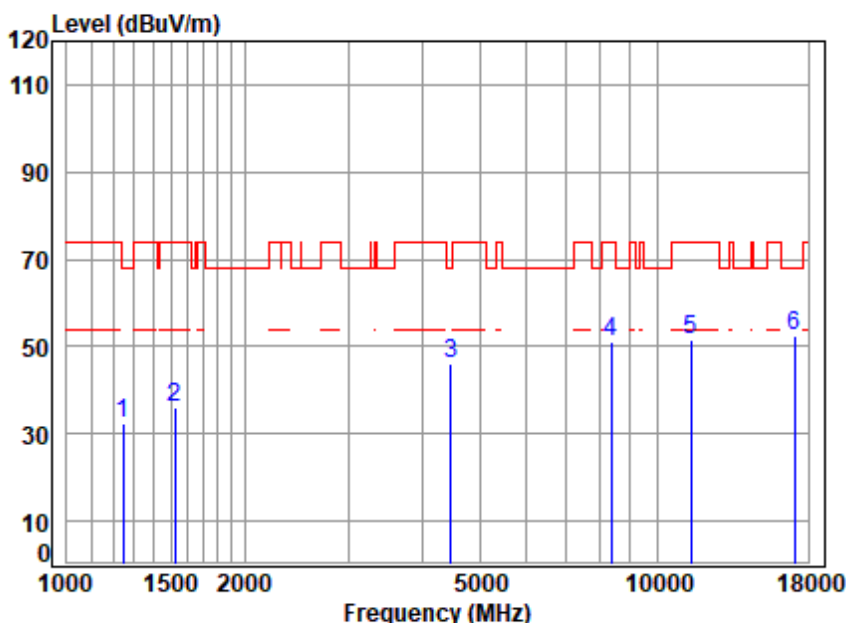
Mode : 5580 TX RSE

Note : 5G WIFI 11N20

	Freq	Cable Loss	Ant Factor	Preamp Factor	Read Level	Level	Limit Line	Over Limit	Remark
	MHz	dB	dB/m	dB	dBuV	dBuV/m	dBuV/m	dB	
1	1192.811	2.75	24.56	39.75	52.25	39.81	74.00	-34.19	peak
2	1414.597	3.13	25.48	39.90	50.25	38.96	74.00	-35.04	peak
3	4430.628	6.70	33.48	41.81	46.54	44.91	68.20	-23.29	peak
4	8200.463	9.70	36.82	40.39	45.83	51.96	74.00	-22.04	peak
5	11160.000	11.18	37.83	37.70	41.09	52.40	74.00	-21.60	peak
6	16740.000	14.51	42.39	40.41	36.47	52.96	68.20	-15.24	peak



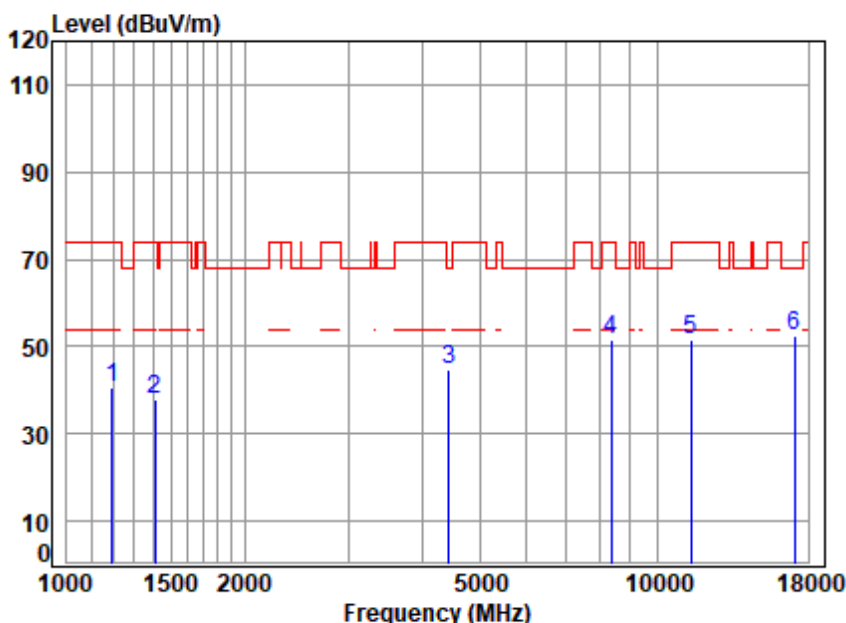
Test Mode: 21; Polarity: Horizontal; Modulation:802.11n; Bandwidth:20MHz; Channel:High



Site : chamber
Condition: 3m HORIZONTAL
Job No : 10866CR
Mode : 5700 TX RSE
Note : 5G WIFI 11N20

	Freq	Cable Loss	Ant Factor	Preamp Factor	Read Level	Level	Limit Line	Over Limit	Remark
	MHz	dB	dB/m	dB	dBuV	dBuV/m	dBuV/m	dB	
1	1245.663	2.85	24.79	39.79	44.58	32.43	68.20	-35.77	peak
2	1525.000	3.28	25.91	39.97	46.68	35.90	74.00	-38.10	peak
3	4469.214	6.73	33.55	41.85	47.67	46.10	68.20	-22.10	peak
4	8343.918	9.89	36.91	40.10	44.50	51.20	74.00	-22.80	peak
5	11400.000	11.50	37.88	37.82	40.10	51.66	74.00	-22.34	peak
6	17100.000	14.14	42.66	40.32	36.13	52.61	68.20	-15.59	peak

Test Mode: 21; Polarity: Vertical; Modulation: 802.11n; Bandwidth: 20MHz; Channel: High



Site : chamber

Condition: 3m VERTICAL

Job No : 10866CR

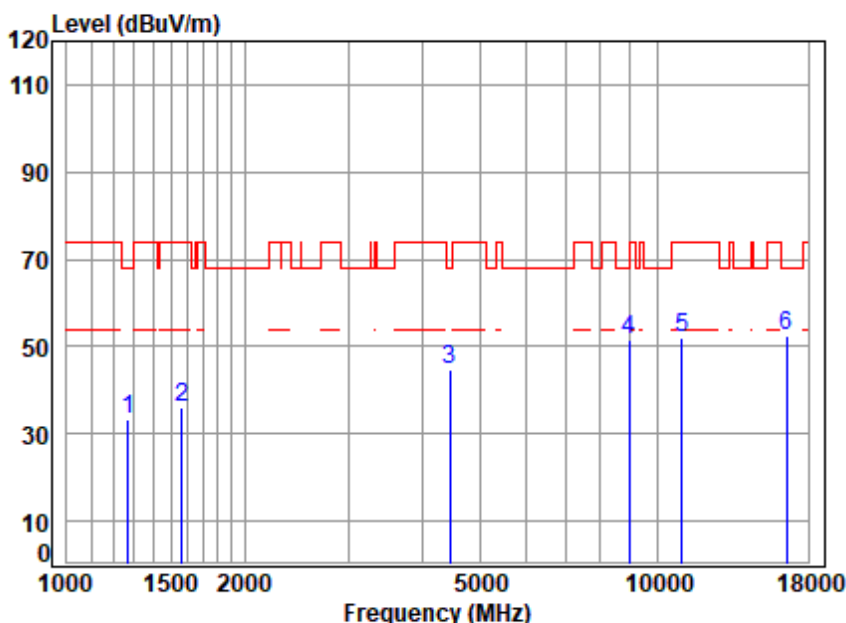
Mode : 5700 TX RSE

Note : 5G WIFI 11N20

		Cable	Ant	Preamp	Read		Limit	Over	
Freq	Loss	Factor	Factor	Factor	Level	Level	Line	Limit	Remark
MHz	dB	dB/m		dB	dBuV	dBuV/m	dBuV/m	dB	
1	1192.811	2.75	24.56	39.75	52.96	40.52	74.00	-33.48	peak
2	1410.514	3.12	25.47	39.90	49.22	37.91	74.00	-36.09	peak
3	4430.628	6.70	33.48	41.81	46.36	44.73	68.20	-23.47	peak
4	8368.069	9.92	36.92	40.05	44.72	51.51	74.00	-22.49	peak
5	11400.000	11.50	37.88	37.82	39.96	51.52	74.00	-22.48	peak
6	17100.000	14.14	42.66	40.32	35.93	52.41	68.20	-15.79	peak



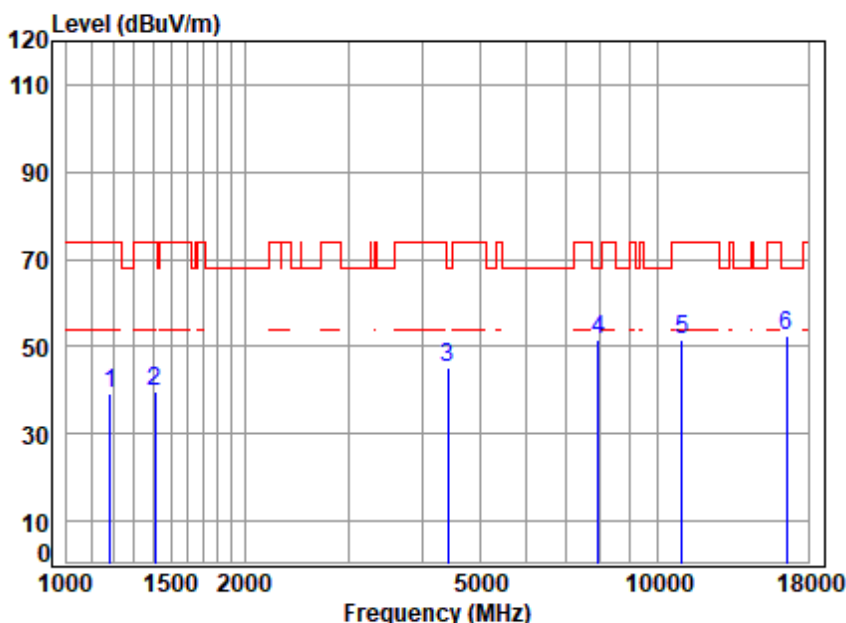
Test Mode: 21; Polarity: Horizontal; Modulation: 802.11n; Bandwidth: 40MHz; Channel: Low



Site : chamber
Condition: 3m HORIZONTAL
Job No : 10866CR
Mode : 5510 TX RSE
Note : 5G WIFI 11N40

	Freq	Cable Loss	Ant Factor	Preamp Factor	Read Level	Level	Limit Line	Over Limit	Remark
	MHz	dB	dB/m	dB	dBuV	dBuV/m	dBuV/m	dB	
1	1271.123	2.89	24.90	39.81	45.24	33.22	68.20	-34.98	peak
2	1565.191	3.32	26.10	39.99	46.58	36.01	74.00	-37.99	peak
3	4456.315	6.72	33.53	41.84	46.40	44.81	68.20	-23.39	peak
4	8943.274	10.28	37.18	38.95	43.24	51.75	68.20	-16.45	peak
5	11020.000	11.00	37.80	37.63	40.66	51.83	74.00	-22.17	peak
6	16530.000	14.78	42.22	40.46	35.83	52.37	68.20	-15.83	peak

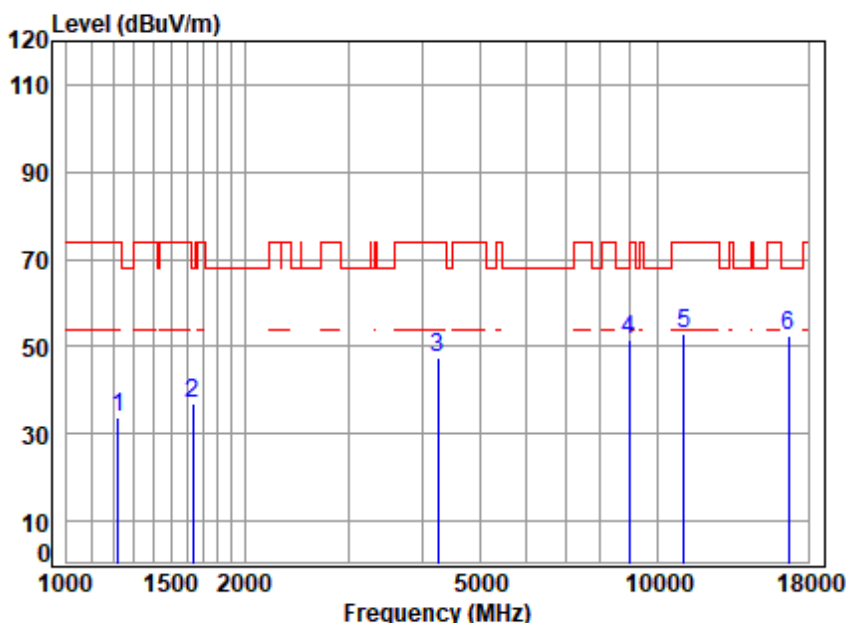
Test Mode: 21; Polarity: Vertical; Modulation: 802.11n; Bandwidth: 40MHz; Channel: Low



Site : chamber
Condition: 3m VERTICAL
Job No : 10866CR
Mode : 5510 TX RSE
Note : 5G WIFI 11N40

	Freq	Cable Loss	Ant Factor	Preamp Factor	Read Level	Level	Limit Line	Over Limit	Remark
	MHz	dB	dB/m	dB	dBuV	dBuV/m	dBuV/m	dB	
1	1185.936	2.74	24.53	39.75	51.71	39.23	74.00	-34.77	peak
2	1410.514	3.12	25.47	39.90	50.92	39.61	74.00	-34.39	peak
3	4417.841	6.68	33.46	41.80	47.05	45.39	68.20	-22.81	peak
4	7943.838	9.38	36.66	40.85	46.33	51.52	68.20	-16.68	peak
5	11020.000	11.00	37.80	37.63	40.52	51.69	74.00	-22.31	peak
6	16530.000	14.78	42.22	40.46	35.72	52.26	68.20	-15.94	peak

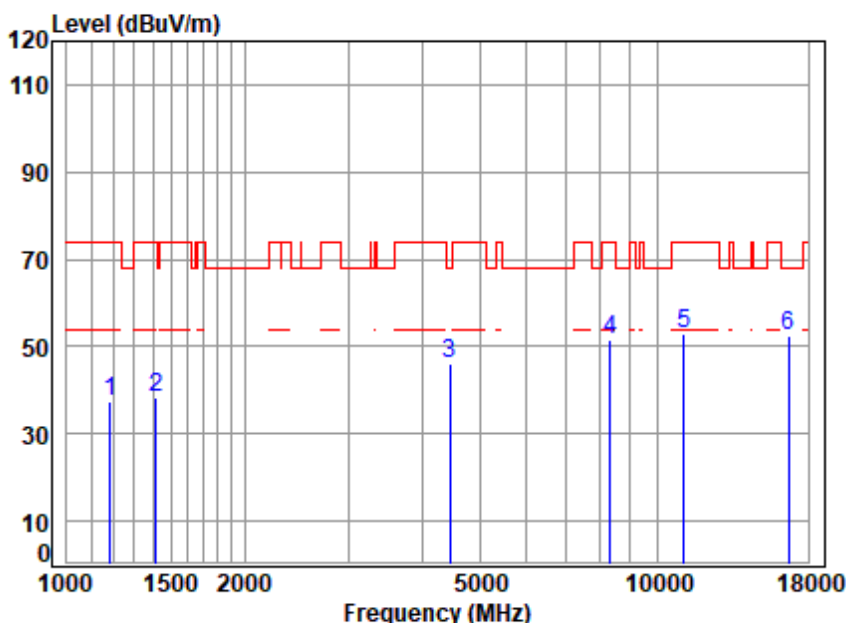
Test Mode: 21; Polarity: Horizontal; Modulation:802.11n; Bandwidth:40MHz; Channel:middle



Site : chamber
Condition: 3m HORIZONTAL
Job No : 10866CR
Mode : 5550 TX RSE
Note : 5G WIFI 11N40

	Freq	Cable Loss	Ant Factor	Preamp Factor	Read Level	Level	Limit Line	Over Limit	Remark
	MHz	dB	dB/m	dB	dBuV	dBuV/m	dBuV/m	dB	
1	1224.247	2.81	24.70	39.78	45.85	33.58	74.00	-40.42	peak
2	1634.543	3.38	26.40	40.03	47.11	36.86	68.20	-31.34	peak
3	4242.641	6.52	33.15	41.64	49.20	47.23	74.00	-26.77	peak
4	8969.161	10.29	37.19	38.90	43.13	51.71	68.20	-16.49	peak
5	11100.000	11.10	37.82	37.67	41.61	52.86	74.00	-21.14	peak
6	16650.000	14.62	42.32	40.43	36.04	52.55	68.20	-15.65	peak

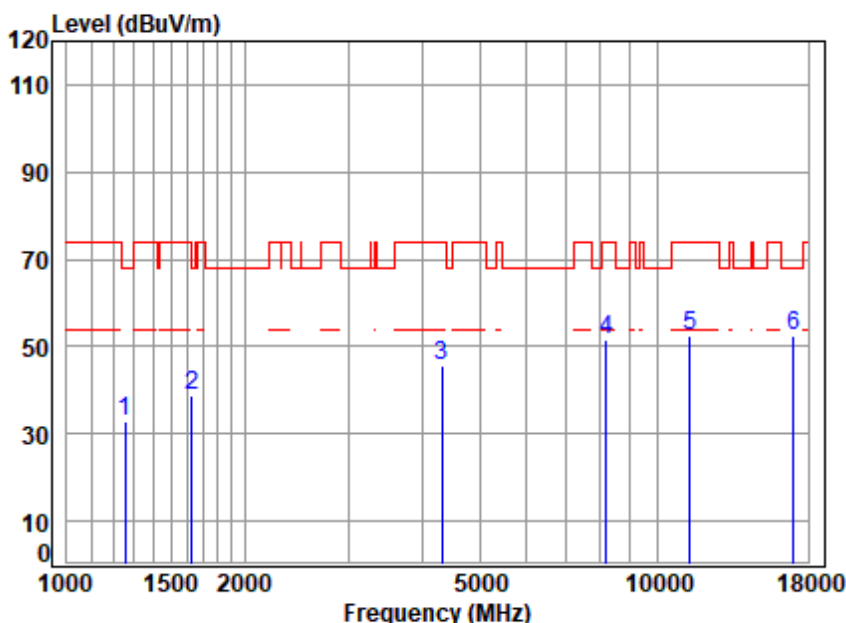
Test Mode: 21; Polarity: Vertical; Modulation:802.11n; Bandwidth:40MHz; Channel:middle



Site : chamber
Condition: 3m VERTICAL
Job No : 10866CR
Mode : 5550 TX RSE
Note : 5G WIFI 11N40

		Cable	Ant	Preamp	Read		Limit	Over	
	Freq	Loss	Factor	Factor	Level	Level	Line	Limit	Remark
	MHz	dB	dB/m	dB	dBuV	dBuV/m	dBuV/m	dB	
1	1185.936	2.74	24.53	39.75	49.96	37.48	74.00	-36.52	peak
2	1414.597	3.13	25.48	39.90	49.50	38.21	74.00	-35.79	peak
3	4456.315	6.72	33.53	41.84	47.52	45.93	68.20	-22.27	peak
4	8319.836	9.86	36.89	40.15	44.97	51.57	74.00	-22.43	peak
5	11100.000	11.10	37.82	37.67	41.88	53.13	74.00	-20.87	peak
6	16650.000	14.62	42.32	40.43	36.09	52.60	68.20	-15.60	peak

Test Mode: 21; Polarity: Horizontal; Modulation:802.11n; Bandwidth:40MHz; Channel:High

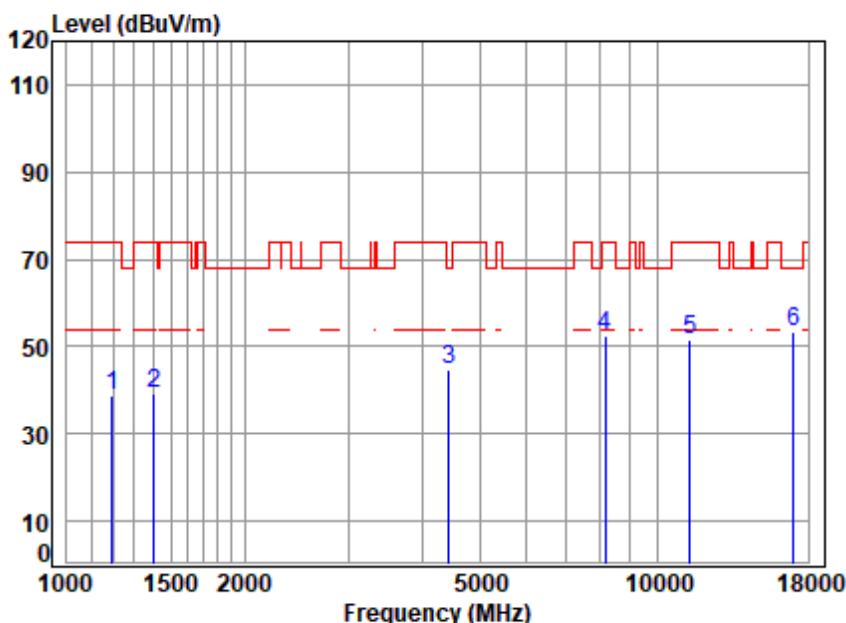


Site : chamber
Condition: 3m HORIZONTAL
Job No : 10866CR
Mode : 5670 TX RSE
Note : 5G WIFI 11N40

	Freq	Cable Loss	Ant Factor	Preamp Factor	Read Level	Level	Limit Line	Over Limit	Remark
	MHz	dB	dB/m	dB	dBuV	dBuV/m	dBuV/m	dB	
1	1256.512	2.87	24.84	39.80	45.03	32.94	68.20	-35.26	peak
2	1629.825	3.37	26.38	40.02	48.91	38.64	68.20	-29.56	peak
3	4316.859	6.59	33.28	41.71	47.32	45.48	74.00	-28.52	peak
4	8200.463	9.70	36.82	40.39	45.40	51.53	74.00	-22.47	peak
5	11340.000	11.42	37.87	37.79	40.78	52.28	74.00	-21.72	peak
6	17010.000	14.17	42.61	40.34	36.11	52.55	68.20	-15.65	peak



Test Mode: 21; Polarity: Vertical; Modulation:802.11n; Bandwidth:40MHz; Channel:High

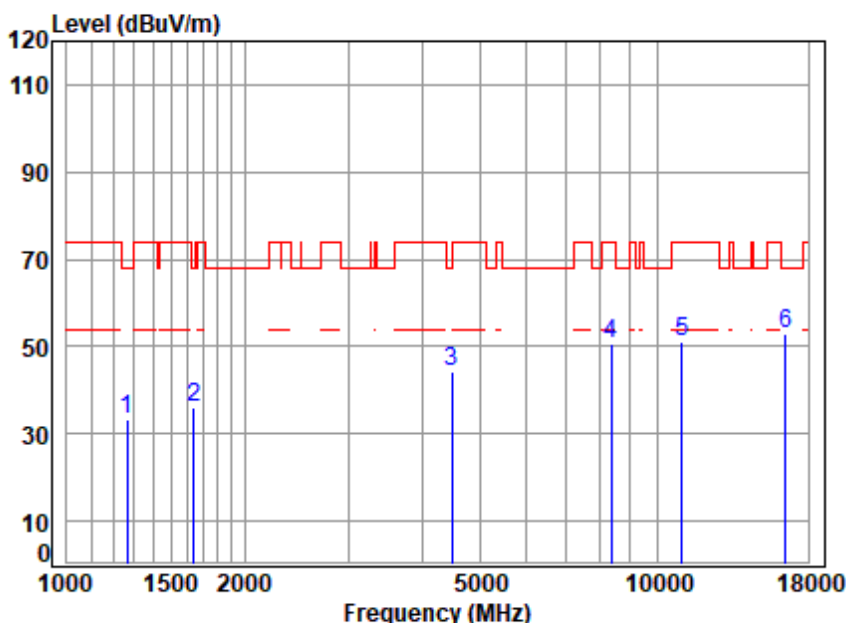


Site : chamber
Condition: 3m VERTICAL
Job No : 10866CR
Mode : 5670 TX RSE
Note : 5G WIFI 11N40

	Freq	Cable Loss	Ant Factor	Preamp Factor	Read Level	Level	Limit Line	Over Limit	Remark
	MHz	dB	dB/m	dB	dBuV	dBuV/m	dBuV/m	dB	
1	1192.811	2.75	24.56	39.75	51.33	38.89	74.00	-35.11	peak
2	1406.443	3.12	25.45	39.90	50.35	39.02	74.00	-34.98	peak
3	4430.628	6.70	33.48	41.81	46.18	44.55	68.20	-23.65	peak
4	8153.195	9.63	36.79	40.49	46.39	52.32	74.00	-21.68	peak
5	11340.000	11.42	37.87	37.79	40.22	51.72	74.00	-22.28	peak
6	17010.000	14.17	42.61	40.34	36.72	53.16	68.20	-15.04	peak



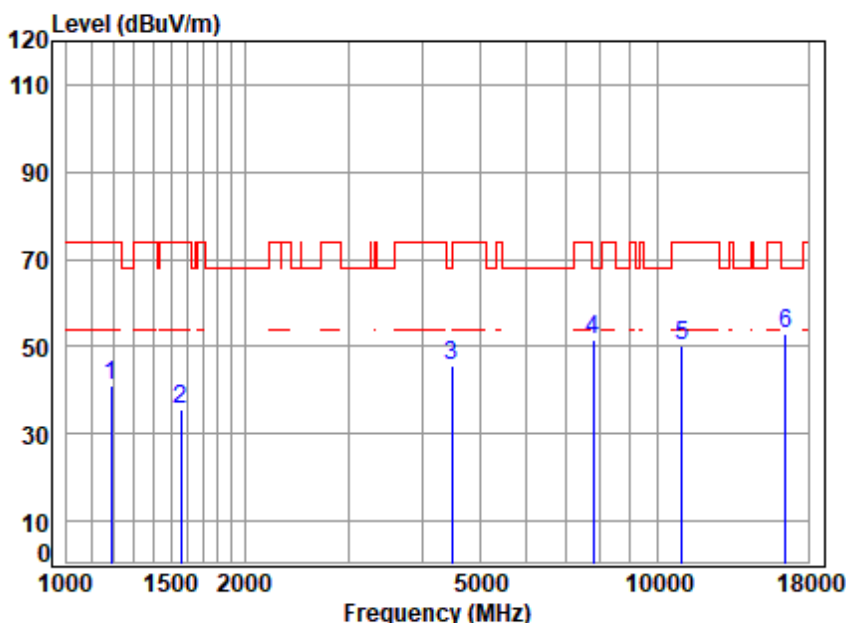
Test Mode: 21; Polarity: Horizontal; Modulation:802.11ac; Bandwidth:20MHz; Channel:Low



Site : chamber
Condition: 3m HORIZONTAL
Job No : 10866CR
Mode : 5500 TX RSE
Note : 5G WIFI 11AC20

	Freq	Cable Loss	Ant Factor	Preamp Factor	Read Level	Level	Limit Line	Over Limit	Remark
	MHz	dB	dB/m	dB	dBuV	dBuV/m	dBuV/m	dB	
1	1267.454	2.89	24.89	39.81	45.13	33.10	68.20	-35.10	peak
2	1639.274	3.38	26.42	40.03	46.06	35.83	68.20	-32.37	peak
3	4495.125	6.76	33.59	41.87	45.91	44.39	68.20	-23.81	peak
4	8368.069	9.92	36.92	40.05	44.07	50.86	74.00	-23.14	peak
5	11000.000	10.97	37.80	37.62	40.03	51.18	74.00	-22.82	peak
6	16500.000	14.82	42.20	40.47	36.37	52.92	68.20	-15.28	peak

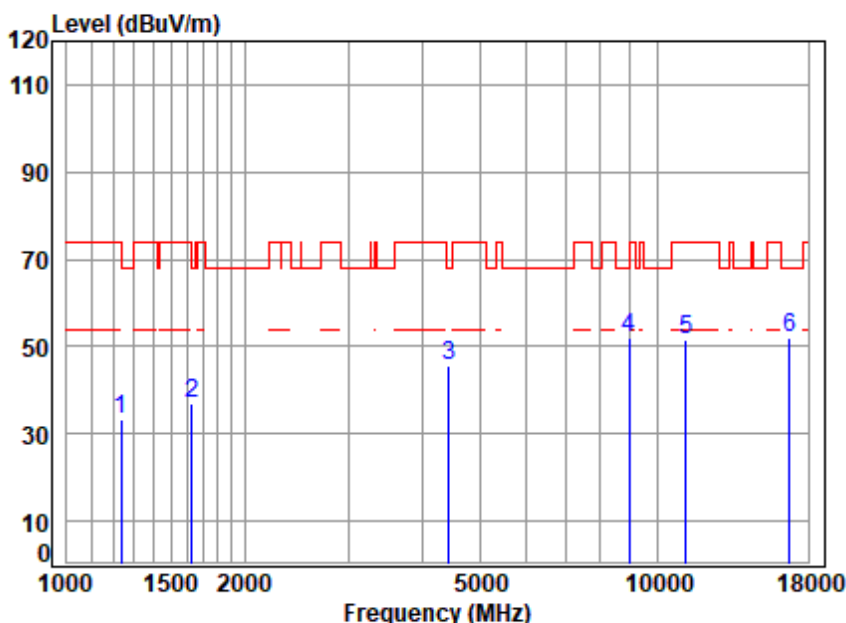
Test Mode: 21; Polarity: Vertical; Modulation: 802.11ac; Bandwidth: 20MHz; Channel: Low



Site : chamber
Condition: 3m VERTICAL
Job No : 10866CR
Mode : 5500 TX RSE
Note : 5G WIFI 11AC20

	Freq	Cable Loss	Ant Factor	Preamp Factor	Read Level	Level	Limit	Over Limit	Remark
	MHz	dB	dB/m	dB	dBuV	dBuV/m	dBuV/m	dB	
1	1189.368	2.74	24.54	39.75	53.33	40.86	74.00	-33.14	peak
2	1560.673	3.31	26.08	39.99	46.33	35.73	74.00	-38.27	peak
3	4482.150	6.74	33.57	41.86	47.03	45.48	68.20	-22.72	peak
4	7784.729	9.25	36.53	40.98	46.95	51.75	68.20	-16.45	peak
5	11000.000	10.97	37.80	37.62	39.24	50.39	74.00	-23.61	peak
6	16500.000	14.82	42.20	40.47	36.50	53.05	68.20	-15.15	peak

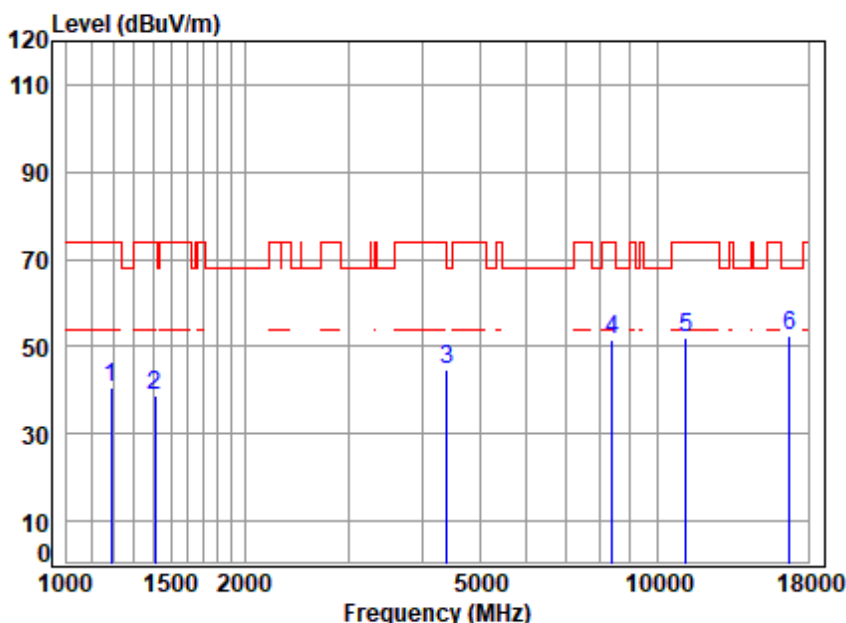
Test Mode: 21; Polarity: Horizontal; Modulation:802.11ac; Bandwidth:20MHz; Channel:middle



Site : chamber
Condition: 3m HORIZONTAL
Job No : 10866CR
Mode : 5580 TX RSE
Note : 5G WIFI 11AC20

	Freq	Cable Loss	Ant Factor	Preamp Factor	Read Level	Level	Limit Line	Over Limit	Remark
	MHz	dB	dB/m	dB	dBuV	dBuV/m	dBuV/m	dB	
1	1234.909	2.83	24.74	39.78	45.52	33.31	74.00	-40.69	peak
2	1629.825	3.37	26.38	40.02	47.25	36.98	68.20	-31.22	peak
3	4430.628	6.70	33.48	41.81	47.27	45.64	68.20	-22.56	peak
4	8943.274	10.28	37.18	38.95	43.51	52.02	68.20	-16.18	peak
5	11160.000	11.18	37.83	37.70	40.35	51.66	74.00	-22.34	peak
6	16740.000	14.51	42.39	40.41	35.72	52.21	68.20	-15.99	peak

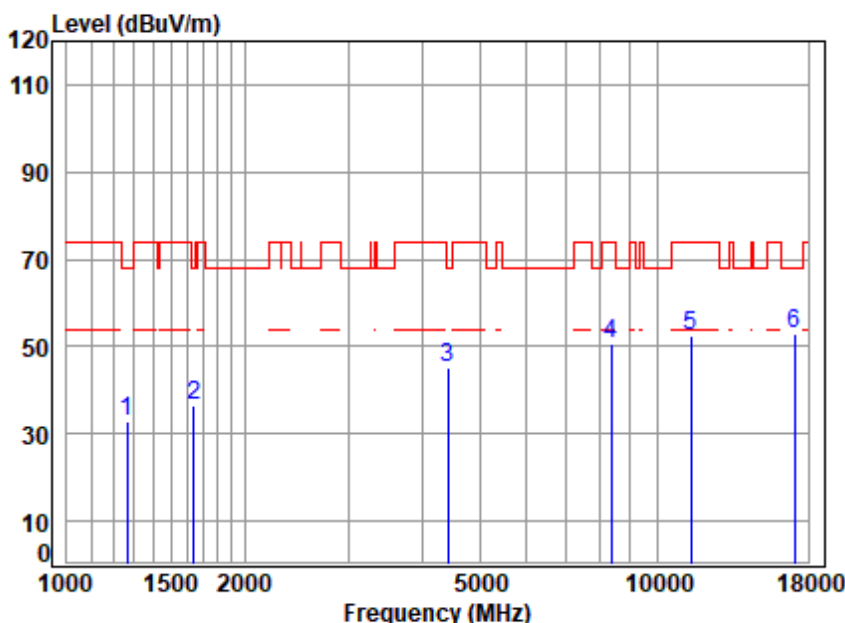
Test Mode: 21; Polarity: Vertical; Modulation: 802.11ac; Bandwidth: 20MHz; Channel: middle



Site : chamber
Condition: 3m VERTICAL
Job No : 10866CR
Mode : 5580 TX RSE
Note : 5G WIFI 11AC20

		Cable	Ant	Preamp	Read		Limit	Over	
	Freq	Loss	Factor	Factor	Level	Level	Line	Limit	Remark
	MHz	dB	dB/m	dB	dBuV	dBuV/m	dBuV/m	dB	
1	1189.368	2.74	24.54	39.75	53.09	40.62	74.00	-33.38	peak
2	1410.514	3.12	25.47	39.90	50.26	38.95	74.00	-35.05	peak
3	4405.090	6.67	33.44	41.79	46.43	44.75	68.20	-23.45	peak
4	8392.292	9.96	36.94	40.01	44.45	51.34	74.00	-22.66	peak
5	11160.000	11.18	37.83	37.70	40.60	51.91	74.00	-22.09	peak
6	16740.000	14.51	42.39	40.41	36.09	52.58	68.20	-15.62	peak

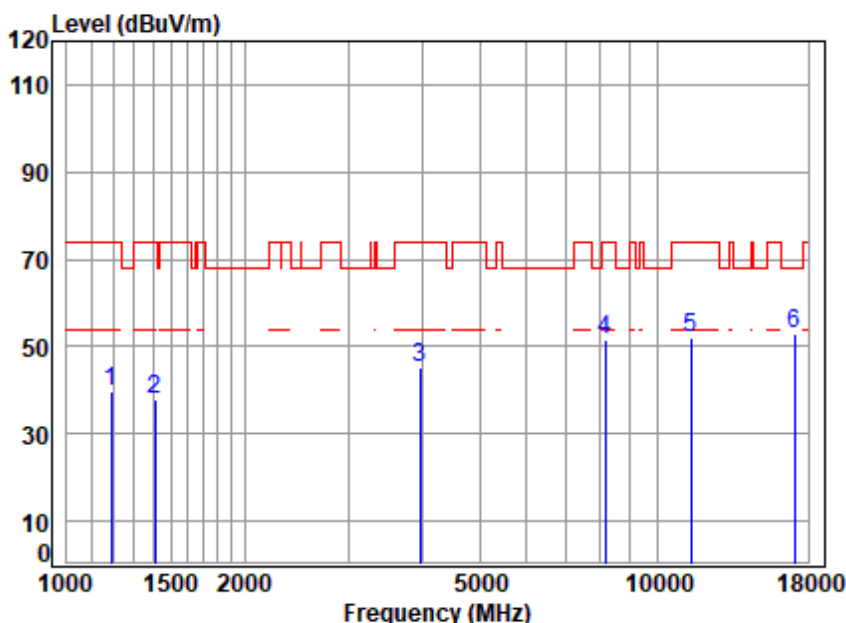
Test Mode: 21; Polarity: Horizontal; Modulation:802.11ac; Bandwidth:20MHz; Channel:High



Site : chamber
Condition: 3m HORIZONTAL
Job No : 10866CR
Mode : 5700 TX RSE
Note : 5G WIFI 11AC20

	Freq	Cable Loss	Ant Factor	Preamplifier Factor	Read Level	Level	Limit Line	Over Limit	Remark
	MHz	dB	dB/m	dB	dBuV	dBuV/m	dBuV/m	dB	
1	1267.454	2.89	24.89	39.81	45.04	33.01	68.20	-35.19	peak
2	1639.274	3.38	26.42	40.03	46.74	36.51	68.20	-31.69	peak
3	4417.841	6.68	33.46	41.80	46.73	45.07	68.20	-23.13	peak
4	8368.069	9.92	36.92	40.05	44.00	50.79	74.00	-23.21	peak
5	11400.000	11.50	37.88	37.82	40.95	52.51	74.00	-21.49	peak
6	17100.000	14.14	42.66	40.32	36.40	52.88	68.20	-15.32	peak

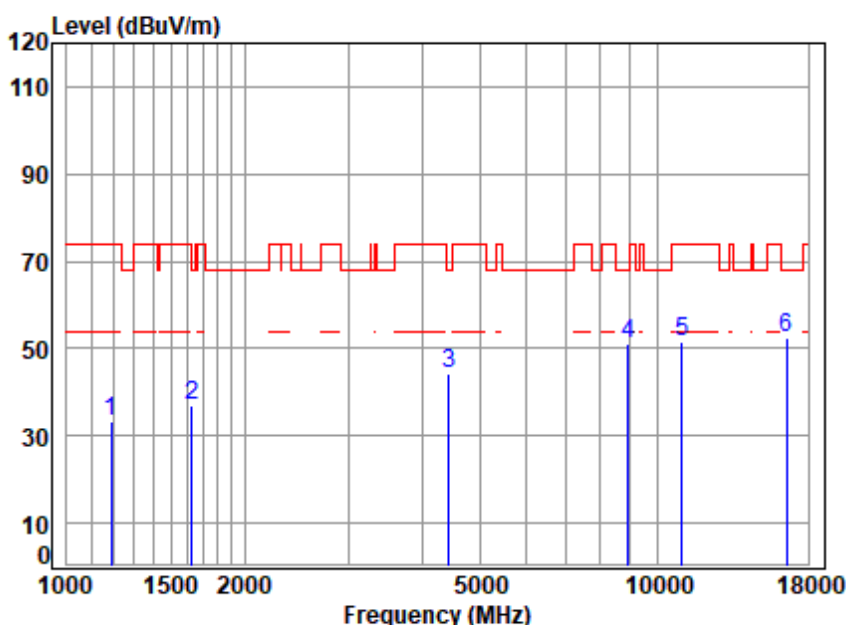
Test Mode: 21; Polarity: Vertical; Modulation: 802.11ac; Bandwidth: 20MHz; Channel: High



Site : chamber
Condition: 3m VERTICAL
Job No : 10866CR
Mode : 5700 TX RSE
Note : 5G WIFI 11AC20

	Freq	Cable Loss	Ant Factor	Preamp Factor	Read Level	Level	Limit Line	Over Limit	Remark
	MHz	dB	dB/m	dB	dBuV	dBuV/m	dBuV/m	dB	
1	1189.368	2.74	24.54	39.75	51.95	39.48	74.00	-34.52	peak
2	1410.514	3.12	25.47	39.90	49.37	38.06	74.00	-35.94	peak
3	3958.309	6.22	32.62	41.37	47.57	45.04	74.00	-28.96	peak
4	8153.195	9.63	36.79	40.49	45.58	51.51	74.00	-22.49	peak
5	11400.000	11.50	37.88	37.82	40.39	51.95	74.00	-22.05	peak
6	17100.000	14.14	42.66	40.32	36.30	52.78	68.20	-15.42	peak

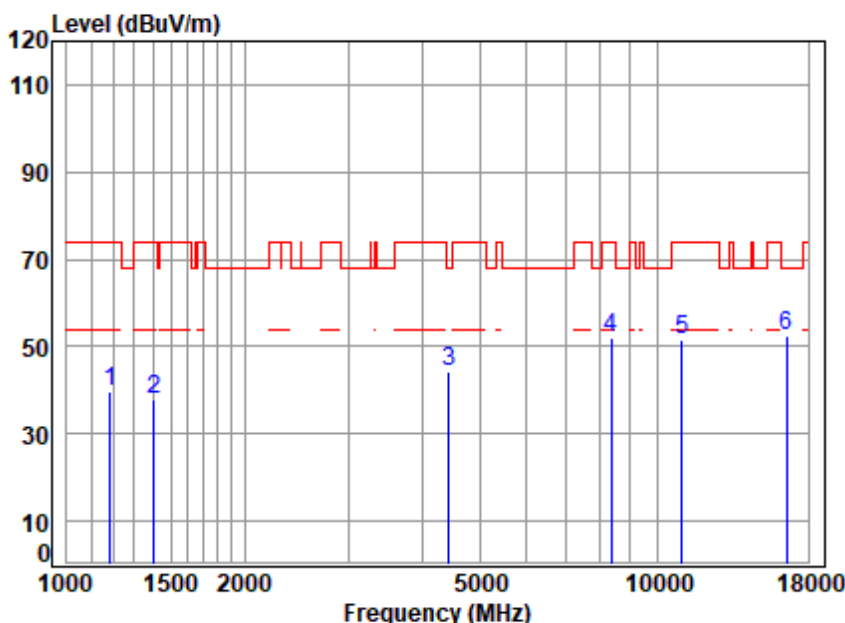
Test Mode: 21; Polarity: Horizontal; Modulation:802.11ac; Bandwidth:40MHz; Channel:Low



Site : chamber
Condition: 3m HORIZONTAL
Job No : 10866CR
Mode : 5510 TX RSE
Note : 5G WIFI 11AC40

	Freq	Cable Loss	Ant Factor	Preamplifier Factor	Read Level	Level	Limit Line	Over Limit	Remark
	MHz	dB	dB/m	dB	dBuV	dBuV/m	dBuV/m	dB	
1	1189.368	2.74	24.54	39.75	45.70	33.23	74.00	-40.77	peak
2	1629.825	3.37	26.38	40.02	47.35	37.08	68.20	-31.12	peak
3	4443.453	6.71	33.50	41.82	46.08	44.47	68.20	-23.73	peak
4	8917.462	10.27	37.17	39.00	42.49	50.93	68.20	-17.27	peak
5	11020.000	11.00	37.80	37.63	40.60	51.77	74.00	-22.23	peak
6	16530.000	14.78	42.22	40.46	35.76	52.30	68.20	-15.90	peak

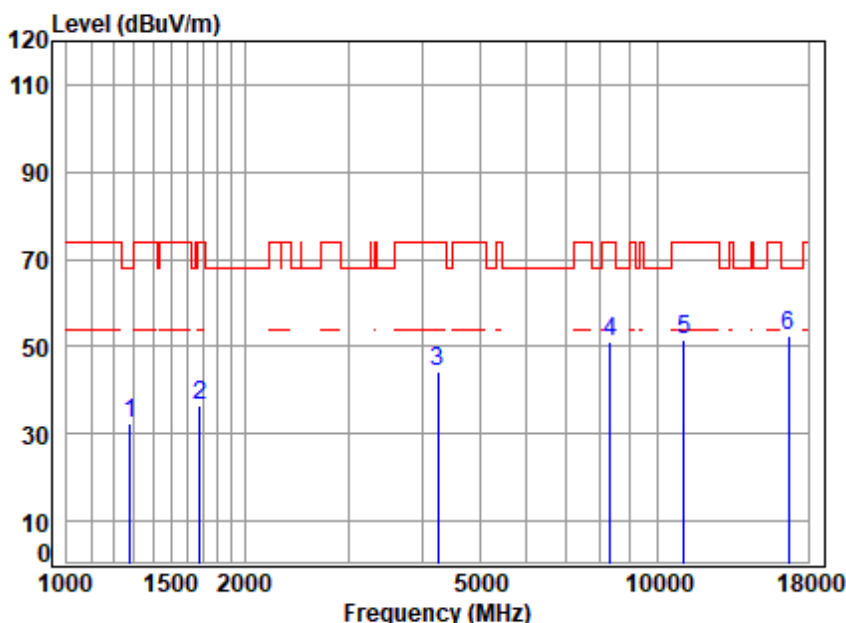
Test Mode: 21; Polarity: Vertical; Modulation:802.11ac; Bandwidth:40MHz; Channel:Low



Site : chamber
Condition: 3m VERTICAL
Job No : 10866CR
Mode : 5510 TX RSE
Note : 5G WIFI 11AC40

	Freq	Cable Loss	Ant Factor	Preamplifier Factor	Read Level	Level	Limit Line	Over Limit	Remark
	MHz	dB	dB/m	dB	dBuV	dBuV/m	dBuV/m	dB	
1	1185.936	2.74	24.53	39.75	52.35	39.87	74.00	-34.13	peak
2	1406.443	3.12	25.45	39.90	49.25	37.92	74.00	-36.08	peak
3	4430.628	6.70	33.48	41.81	45.72	44.09	68.20	-24.11	peak
4	8343.918	9.89	36.91	40.10	45.28	51.98	74.00	-22.02	peak
5	11020.000	11.00	37.80	37.63	40.39	51.56	74.00	-22.44	peak
6	16530.000	14.78	42.22	40.46	35.98	52.52	68.20	-15.68	peak

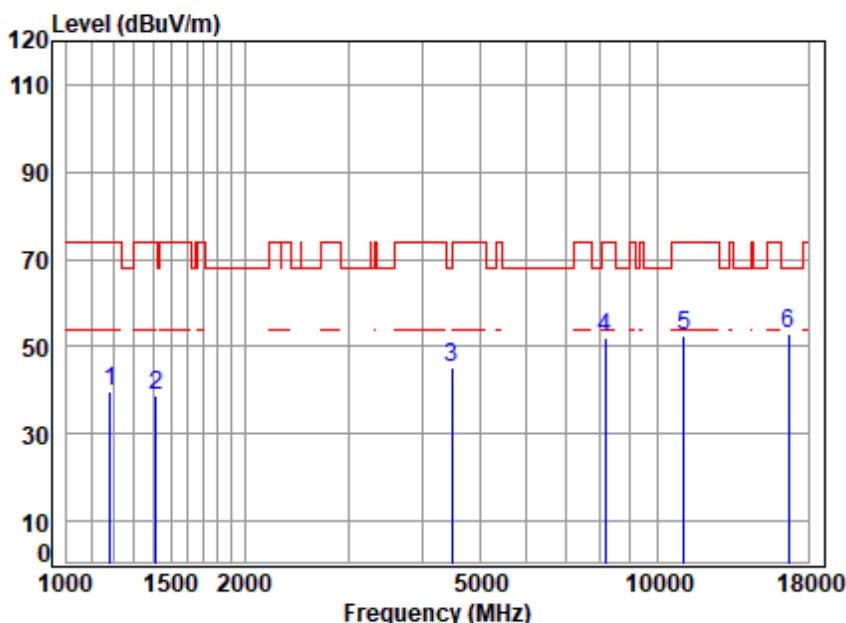
Test Mode: 21; Polarity: Horizontal; Modulation:802.11ac; Bandwidth:40MHz; Channel:middle



Site : chamber
Condition: 3m HORIZONTAL
Job No : 10866CR
Mode : 5550 TX RSE
Note : 5G WIFI 11AC40

	Freq	Cable Loss	Ant Factor	Preamplifier Factor	Read Level	Level	Limit Line	Over Limit	Remark
	MHz	dB	dB/m	dB	dBuV	dBuV/m	dBuV/m	dB	
1	1282.193	2.91	24.95	39.82	44.20	32.24	68.20	-35.96	peak
2	1677.621	3.41	26.58	40.05	46.34	36.28	74.00	-37.72	peak
3	4254.921	6.53	33.17	41.65	46.29	44.34	74.00	-29.66	peak
4	8319.836	9.86	36.89	40.15	44.66	51.26	74.00	-22.74	peak
5	11100.000	11.10	37.82	37.67	40.09	51.34	74.00	-22.66	peak
6	16650.000	14.62	42.32	40.43	36.13	52.64	68.20	-15.56	peak

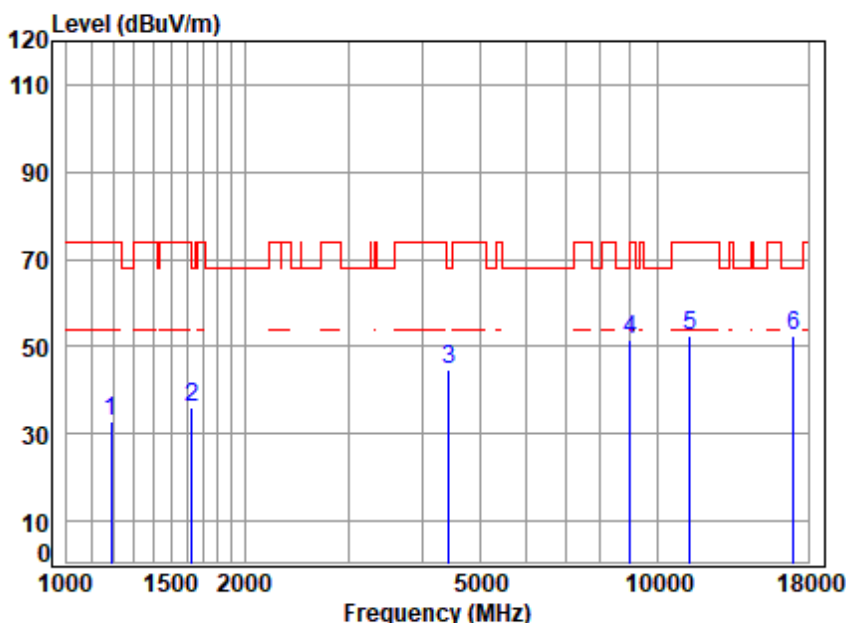
Test Mode: 21; Polarity: Vertical; Modulation:802.11ac; Bandwidth:40MHz; Channel:middle



Site : chamber
Condition: 3m VERTICAL
Job No : 10866CR
Mode : 5550 TX RSE
Note : 5G WIFI 11AC40

	Freq	Cable Loss	Ant Factor	Preamp Factor	Read Level	Level	Limit Line	Over Limit	Remark
	MHz	dB	dB/m	dB	dBuV	dBuV/m	dBuV/m	dB	
1	1185.936	2.74	24.53	39.75	51.95	39.47	74.00	-34.53	peak
2	1414.597	3.13	25.48	39.90	50.08	38.79	74.00	-35.21	peak
3	4495.125	6.76	33.59	41.87	46.53	45.01	68.20	-23.19	peak
4	8176.795	9.67	36.81	40.44	45.93	51.97	74.00	-22.03	peak
5	11100.000	11.10	37.82	37.67	41.29	52.54	74.00	-21.46	peak
6	16650.000	14.62	42.32	40.43	36.40	52.91	68.20	-15.29	peak

Test Mode: 21; Polarity: Horizontal; Modulation:802.11ac; Bandwidth:40MHz; Channel:High

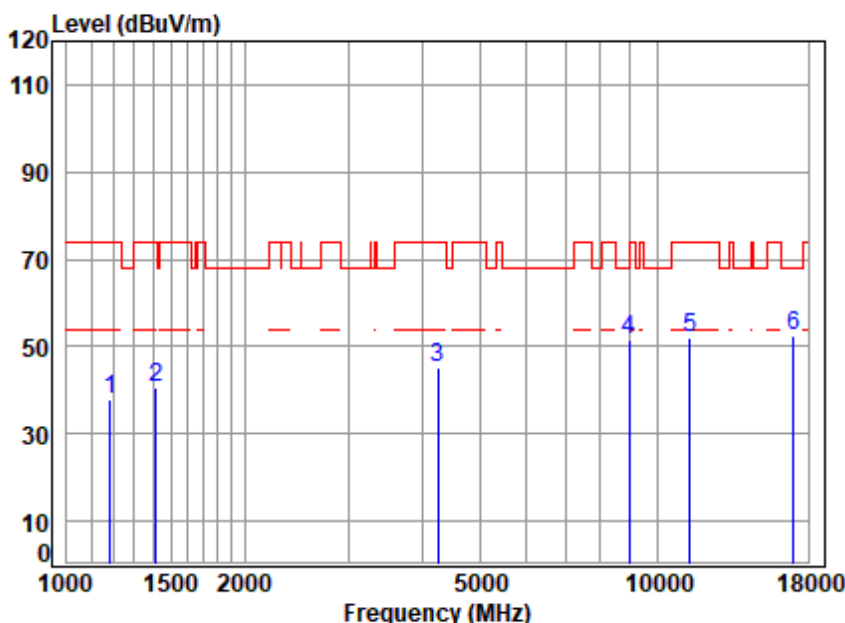


Site : chamber
Condition: 3m HORIZONTAL
Job No : 10866CR
Mode : 5670 TX RSE
Note : 5G WIFI 11AC40

	Freq	Cable Loss	Ant Factor	Preamplifier Factor	Read Level	Level	Limit Line	Over Limit	Remark
	MHz	dB	dB/m	dB	dBuV	dBuV/m	dBuV/m	dB	
1	1189.368	2.74	24.54	39.75	45.51	33.04	74.00	-40.96	peak
2	1629.825	3.37	26.38	40.02	46.29	36.02	68.20	-32.18	peak
3	4430.628	6.70	33.48	41.81	46.46	44.83	68.20	-23.37	peak
4	8995.123	10.30	37.20	38.86	43.12	51.76	68.20	-16.44	peak
5	11340.000	11.42	37.87	37.79	40.96	52.46	74.00	-21.54	peak
6	17010.000	14.17	42.61	40.34	35.90	52.34	68.20	-15.86	peak



Test Mode: 21; Polarity: Vertical; Modulation:802.11ac; Bandwidth:40MHz; Channel:High

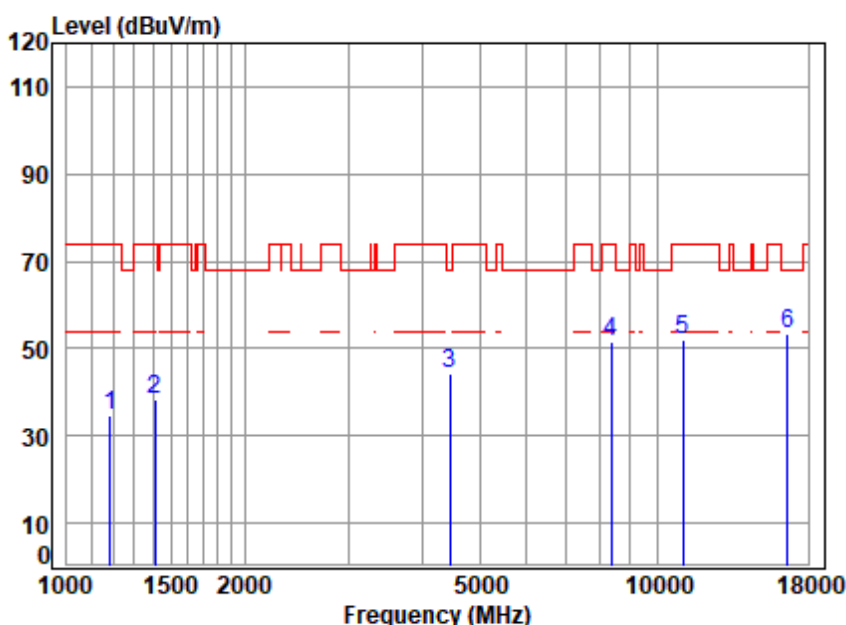


Site : chamber
Condition: 3m VERTICAL
Job No : 10866CR
Mode : 5670 TX RSE
Note : 5G WIFI 11AC40

	Freq	Cable Loss	Ant Factor	Preamplifier Factor	Read Level	Level	Limit Line	Over Limit	Remark
	MHz	dB	dB/m	dB	dBuV	dBuV/m	dBuV/m	dB	
1	1185.936	2.74	24.53	39.75	50.57	38.09	74.00	-35.91	peak
2	1414.597	3.13	25.48	39.90	52.04	40.75	74.00	-33.25	peak
3	4242.641	6.52	33.15	41.64	47.27	45.30	74.00	-28.70	peak
4	8943.274	10.28	37.18	38.95	43.09	51.60	68.20	-16.60	peak
5	11340.000	11.42	37.87	37.79	40.43	51.93	74.00	-22.07	peak
6	17010.000	14.17	42.61	40.34	36.00	52.44	68.20	-15.76	peak



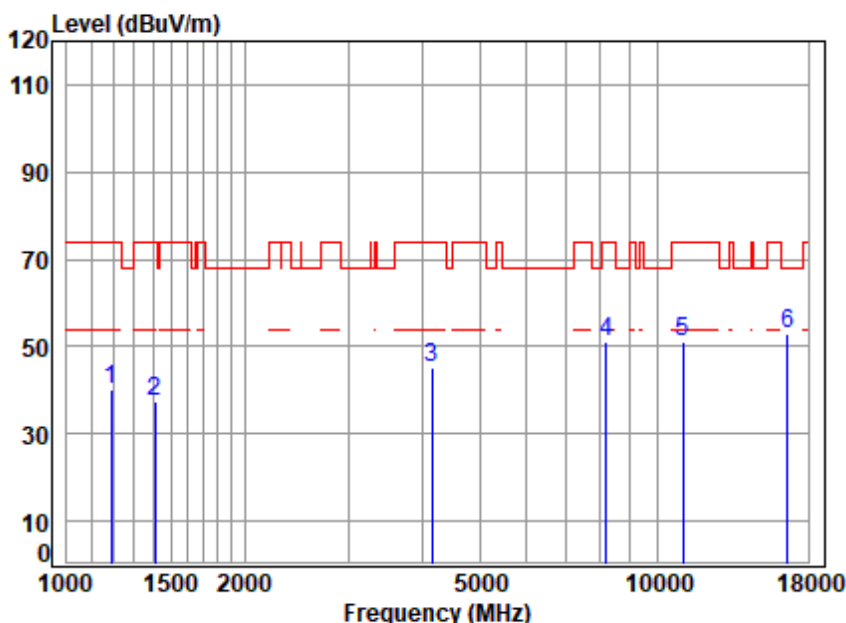
Test Mode: 21; Polarity: Horizontal; Modulation:802.11ac; Bandwidth:80MHz; Channel:middle



Site : chamber
Condition: 3m HORIZONTAL
Job No : 10866CR
Mode : 5530 TX RSE
Note : 5G WIFI 11AC80

	Freq	Cable Loss	Ant Factor	Preamplifier Factor	Read Level	Level	Limit Line	Over Limit	Remark
	MHz	dB	dB/m	dB	dBuV	dBuV/m	dBuV/m	dB	
1	1185.936	2.74	24.53	39.75	47.10	34.62	74.00	-39.38	peak
2	1410.514	3.12	25.47	39.90	49.55	38.24	74.00	-35.76	peak
3	4456.315	6.72	33.53	41.84	45.86	44.27	68.20	-23.93	peak
4	8343.918	9.89	36.91	40.10	44.95	51.65	74.00	-22.35	peak
5	11060.000	11.05	37.81	37.65	40.79	52.00	74.00	-22.00	peak
6	16590.000	14.70	42.27	40.45	36.64	53.16	68.20	-15.04	peak

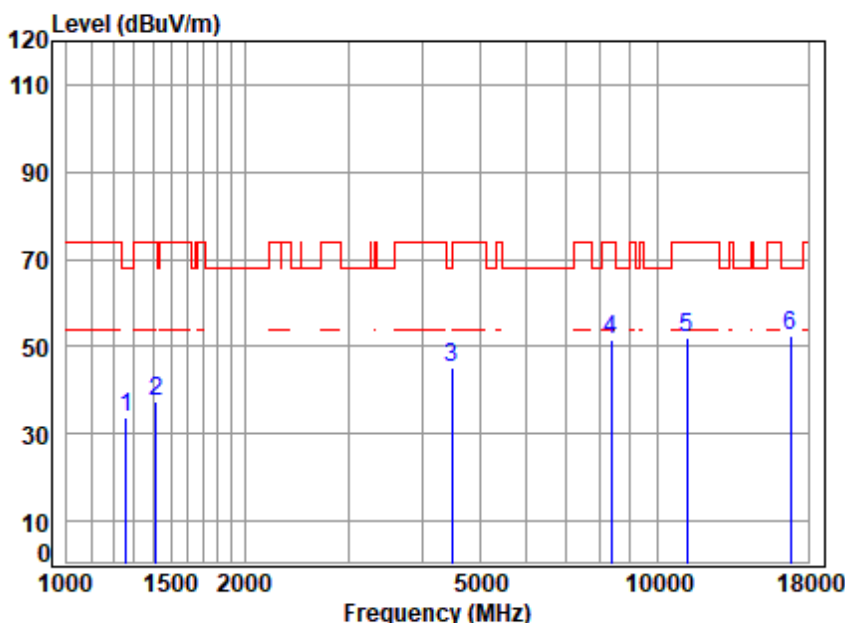
Test Mode: 21; Polarity: Vertical; Modulation: 802.11ac; Bandwidth: 80MHz; Channel: middle



Site : chamber
 Condition: 3m VERTICAL
 Job No : 10866CR
 Mode : 5530 TX RSE
 Note : 5G WIFI 11AC80

	Freq	Cable Loss	Ant Factor	Preamplifier Factor	Read Level	Level	Limit Line	Over Limit	Remark
	MHz	dB	dB/m	dB	dBuV	dBuV/m	dBuV/m	dB	
1	1189.368	2.74	24.54	39.75	52.81	40.34	74.00	-33.66	peak
2	1410.514	3.12	25.47	39.90	48.58	37.27	74.00	-36.73	peak
3	4157.664	6.44	33.00	41.56	47.32	45.20	74.00	-28.80	peak
4	8200.463	9.70	36.82	40.39	44.78	50.91	74.00	-23.09	peak
5	11060.000	11.05	37.81	37.65	39.90	51.11	74.00	-22.89	peak
6	16590.000	14.70	42.27	40.45	36.41	52.93	68.20	-15.27	peak

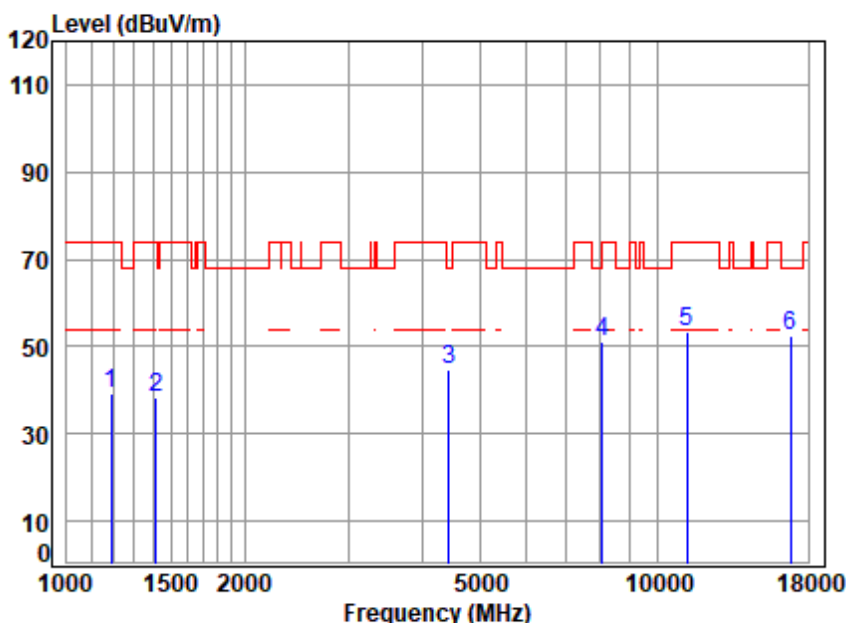
Test Mode: 21; Polarity: Horizontal; Modulation:802.11ac; Bandwidth:80MHz; Channel:middle



Site : chamber
Condition: 3m HORIZONTAL
Job No : 10866CR
Mode : 5610 TX RSE
Note : 5G WIFI 11AC80

	Freq	Cable Loss	Ant Factor	Preamp Factor	Read Level	Level	Limit Line	Over Limit	Remark
	MHz	dB	dB/m	dB	dBuV	dBuV/m	dBuV/m	dB	
1	1260.149	2.87	24.85	39.80	46.02	33.94	68.20	-34.26	peak
2	1414.597	3.13	25.48	39.90	48.60	37.31	74.00	-36.69	peak
3	4495.125	6.76	33.59	41.87	46.50	44.98	68.20	-23.22	peak
4	8368.069	9.92	36.92	40.05	44.68	51.47	74.00	-22.53	peak
5	11220.000	11.26	37.84	37.73	40.66	52.03	74.00	-21.97	peak
6	16830.000	14.39	42.47	40.39	36.15	52.62	68.20	-15.58	peak

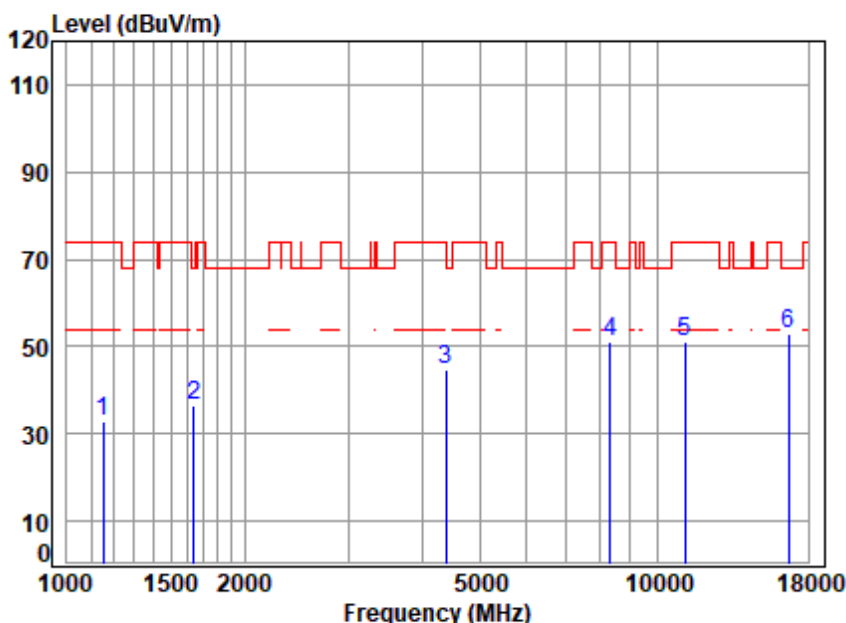
Test Mode: 21; Polarity: Vertical; Modulation:802.11ac; Bandwidth:80MHz; Channel:middle



Site : chamber
Condition: 3m VERTICAL
Job No : 10866CR
Mode : 5610 TX RSE
Note : 5G WIFI 11AC80

	Freq	Cable Loss	Ant Factor	Preamplifier Factor	Read Level	Level	Limit Line	Over Limit	Remark
	MHz	dB	dB/m	dB	dBuV	dBuV/m	dBuV/m	dB	
1	1189.368	2.74	24.54	39.75	51.50	39.03	74.00	-34.97	peak
2	1414.597	3.13	25.48	39.90	49.54	38.25	74.00	-35.75	peak
3	4443.453	6.71	33.50	41.82	46.47	44.86	68.20	-23.34	peak
4	8082.804	9.54	36.75	40.63	45.45	51.11	74.00	-22.89	peak
5	11220.000	11.26	37.84	37.73	42.03	53.40	74.00	-20.60	peak
6	16830.000	14.39	42.47	40.39	35.97	52.44	68.20	-15.76	peak

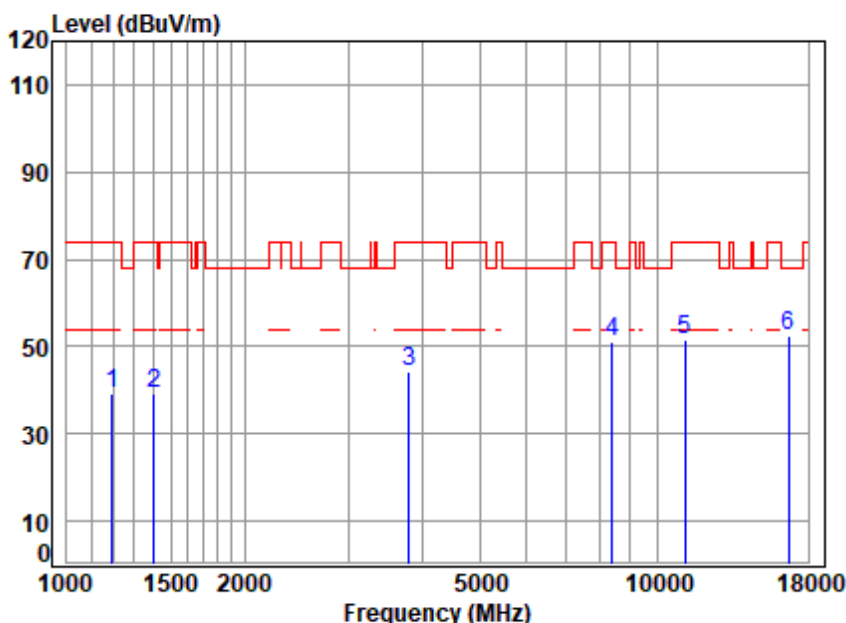
Test Mode: 21; Polarity: Horizontal; Modulation:802.11ac; Bandwidth:160MHz; Channel:middle



Site : chamber
Condition: 3m HORIZONTAL
Job No : 10866CR
Mode : 5570 TX RSE
Note : 5G WIFI 11AC160

		Cable	Ant	Preamp	Read		Limit	Over	
Freq	Loss	Factor	Factor	Factor	Level	Level	Line	Limit	Remark
MHz	dB	dB/m	dB	dB	dBuV	dBuV/m	dBuV/m	dB	
1	1152.148	2.67	24.37	39.72	45.35	32.67	74.00	-41.33	peak
2	1639.274	3.38	26.42	40.03	46.65	36.42	68.20	-31.78	peak
3	4379.699	6.65	33.39	41.77	46.51	44.78	74.00	-29.22	peak
4	8319.836	9.86	36.89	40.15	44.63	51.23	74.00	-22.77	peak
5	11140.000	11.16	37.83	37.69	39.97	51.27	74.00	-22.73	peak
6	16710.000	14.54	42.37	40.42	36.57	53.06	68.20	-15.14	peak

Test Mode: 21; Polarity: Vertical; Modulation:802.11ac; Bandwidth:160MHz; Channel:middle

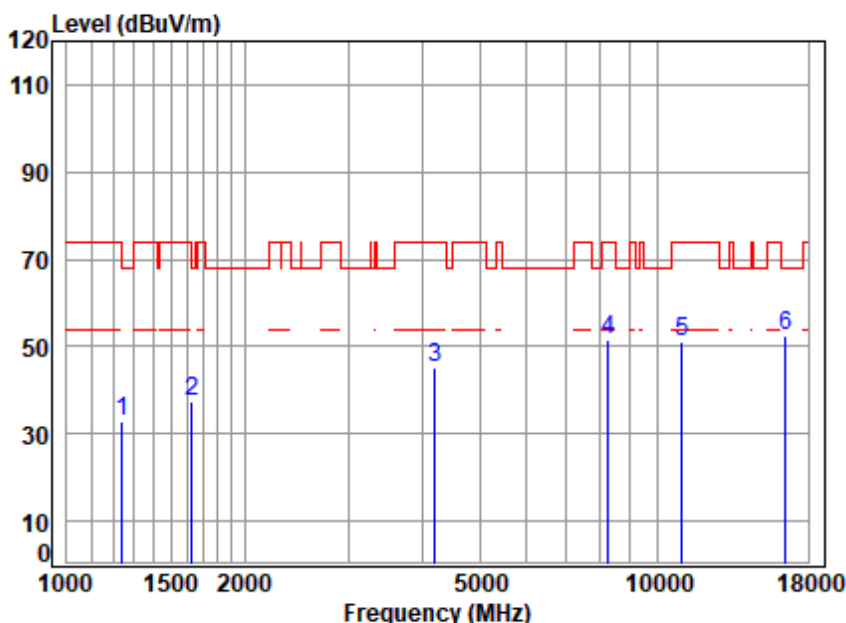


Site : chamber
Condition: 3m VERTICAL
Job No : 10866CR
Mode : 5570 TX RSE
Note : 5G WIFI 11AC160

	Freq	Cable Loss	Ant Factor	Preamp Factor	Read Level	Level	Limit Line	Over Limit	Remark
	MHz	dB	dB/m	dB	dBuV	dBuV/m	dBuV/m	dB	
1	1192.811	2.75	24.56	39.75	51.69	39.25	74.00	-34.75	peak
2	1406.443	3.12	25.45	39.90	50.44	39.11	74.00	-34.89	peak
3	3801.333	5.99	32.32	41.28	47.45	44.48	74.00	-29.52	peak
4	8392.292	9.96	36.94	40.01	44.20	51.09	74.00	-22.91	peak
5	11140.000	11.16	37.83	37.69	40.43	51.73	74.00	-22.27	peak
6	16710.000	14.54	42.37	40.42	36.08	52.57	68.20	-15.63	peak



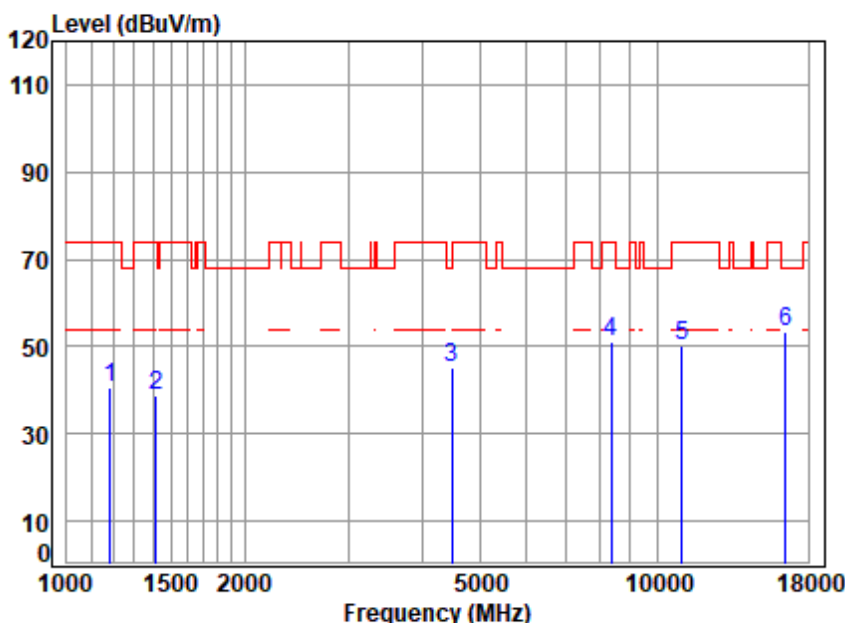
Test Mode: 21; Polarity: Horizontal; Bandwidth:20MHz; Channel:Low



Site : chamber
Condition: 3m HORIZONTAL
Job No : 10866CR
Mode : 5500 TX RSE
Note : 5G WIFI 11AX20

	Freq	Cable Loss	Ant Factor	Preamp Factor	Read Level	Level	Limit Line	Over Limit	Remark
	MHz	dB	dB/m	dB	dBuV	dBuV/m	dBuV/m	dB	
1	1242.068	2.84	24.78	39.79	44.89	32.72	68.20	-35.48	peak
2	1629.825	3.37	26.38	40.02	47.69	37.42	68.20	-30.78	peak
3	4206.011	6.48	33.08	41.60	47.18	45.14	74.00	-28.86	peak
4	8248.005	9.76	36.85	40.29	45.17	51.49	74.00	-22.51	peak
5	11000.000	10.97	37.80	37.62	39.94	51.09	74.00	-22.91	peak
6	16500.000	14.82	42.20	40.47	35.98	52.53	68.20	-15.67	peak

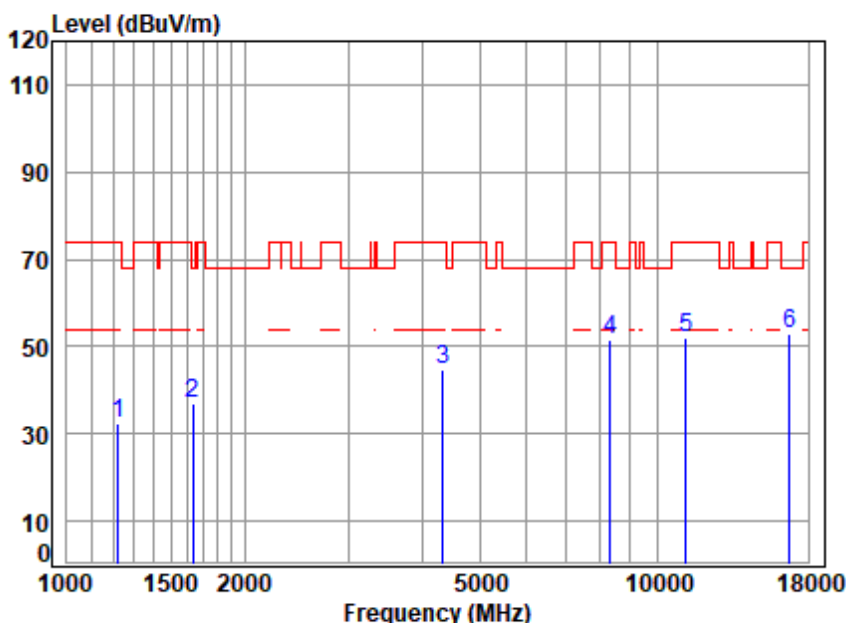
Test Mode: 21; Polarity: Vertical; Bandwidth:20MHz; Channel:Low



Site : chamber
Condition: 3m VERTICAL
Job No : 10866CR
Mode : 5500 TX RSE
Note : 5G WIFI 11AX20

	Freq	Cable Loss	Ant Factor	Preamp Factor	Read Level	Level	Limit Line	Over Limit	Remark
	MHz	dB	dB/m	dB	dBuV	dBuV/m	dBuV/m	dB	
1	1185.936	2.74	24.53	39.75	53.06	40.58	74.00	-33.42	peak
2	1414.597	3.13	25.48	39.90	49.92	38.63	74.00	-35.37	peak
3	4482.150	6.74	33.57	41.86	46.51	44.96	68.20	-23.24	peak
4	8343.918	9.89	36.91	40.10	44.53	51.23	74.00	-22.77	peak
5	11000.000	10.97	37.80	37.62	38.85	50.00	74.00	-24.00	peak
6	16500.000	14.82	42.20	40.47	36.63	53.18	68.20	-15.02	peak

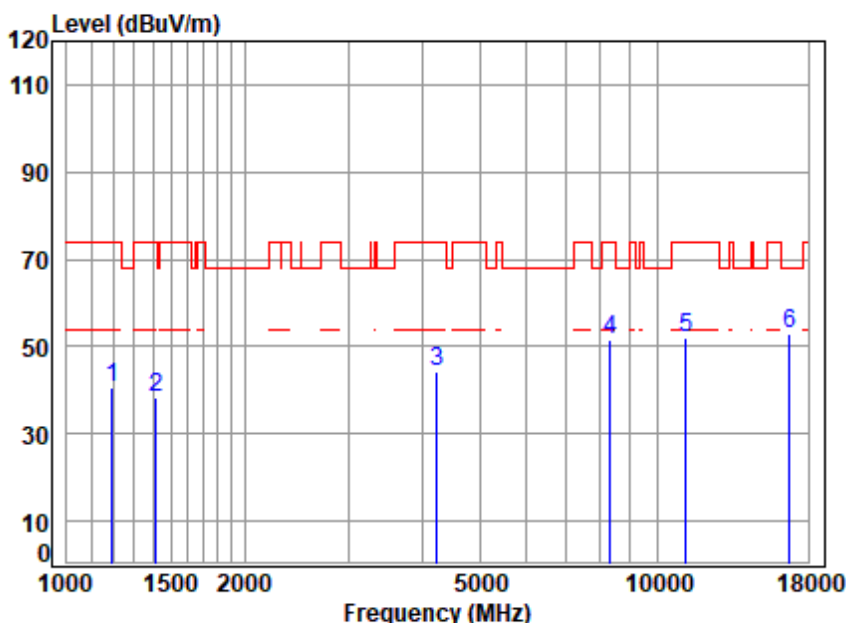
Test Mode: 21; Polarity: Horizontal; Bandwidth:20MHz; Channel:middle



Site : chamber
Condition: 3m HORIZONTAL
Job No : 10866CR
Mode : 5580 TX RSE
Note : 5G WIFI 11AX20

	Freq	Cable Loss	Ant Factor	Preamp Factor	Read Level	Level	Limit Line	Over Limit	Remark
	MHz	dB	dB/m	dB	dBuV	dBuV/m	dBuV/m	dB	
1	1224.247	2.81	24.70	39.78	44.73	32.46	74.00	-41.54	peak
2	1634.543	3.38	26.40	40.03	47.05	36.80	68.20	-31.40	peak
3	4341.886	6.61	33.33	41.73	46.39	44.60	74.00	-29.40	peak
4	8319.836	9.86	36.89	40.15	45.12	51.72	74.00	-22.28	peak
5	11160.000	11.18	37.83	37.70	40.51	51.82	74.00	-22.18	peak
6	16740.000	14.51	42.39	40.41	36.31	52.80	68.20	-15.40	peak

Test Mode: 21; Polarity: Vertical; Bandwidth:20MHz; Channel:middle

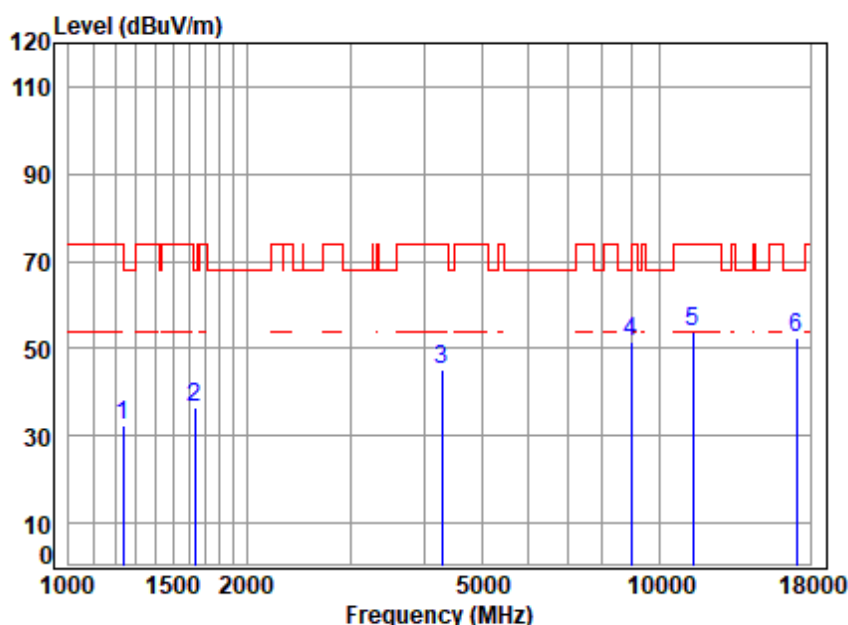


Site : chamber
Condition: 3m VERTICAL
Job No : 10866CR
Mode : 5580 TX RSE
Note : 5G WIFI 11AX20

	Freq	Cable Loss	Ant Factor	Preamplifier Factor	Read Level	Level	Limit Line	Over Limit	Remark
	MHz	dB	dB/m	dB	dBuV	dBuV/m	dBuV/m	dB	
1	1192.811	2.75	24.56	39.75	52.98	40.54	74.00	-33.46	peak
2	1414.597	3.13	25.48	39.90	49.58	38.29	74.00	-35.71	peak
3	4230.396	6.51	33.13	41.63	46.39	44.40	74.00	-29.60	peak
4	8319.836	9.86	36.89	40.15	44.96	51.56	74.00	-22.44	peak
5	11160.000	11.18	37.83	37.70	40.49	51.80	74.00	-22.20	peak
6	16740.000	14.51	42.39	40.41	36.30	52.79	68.20	-15.41	peak



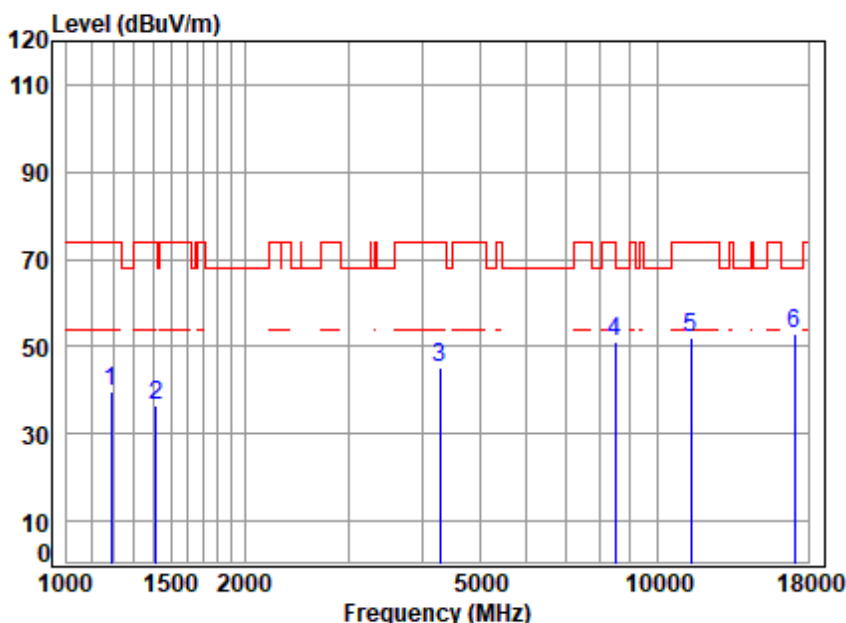
Test Mode: 21; Polarity: Horizontal; Bandwidth:20MHz; Channel:High



Site : chamber
Condition: 3m HORIZONTAL
Job No : 10866CR
Mode : 5700 TX RSE
Note : 5G WIFI 11AX20

	Freq	Cable Loss	Ant Factor	Preamp Factor	Read Level	Level	Limit Line	Over Limit	Remark
	MHz	dB	dB/m	dB	dBuV	dBuV/m	dBuV/m	dB	
1	1234.909	2.83	24.74	39.78	44.81	32.60	74.00	-41.40	peak
2	1634.543	3.38	26.40	40.03	46.61	36.36	68.20	-31.84	peak
3	4279.589	6.56	33.22	41.67	47.23	45.34	74.00	-28.66	peak
4	8969.161	10.29	37.19	38.90	42.80	51.38	68.20	-16.82	peak
5	11400.000	11.50	37.88	37.82	42.32	53.88	74.00	-20.12	peak
6	17100.000	14.14	42.66	40.32	35.86	52.34	68.20	-15.86	peak

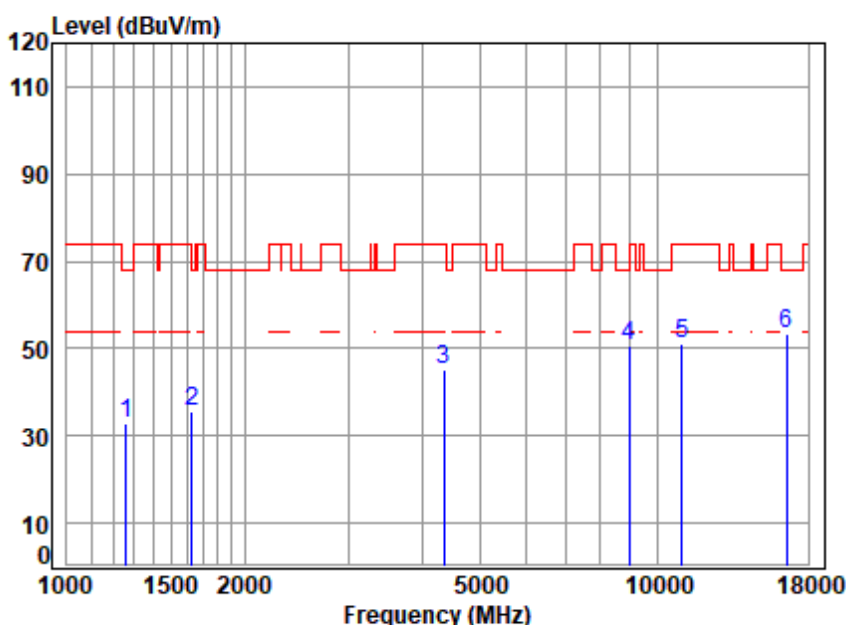
Test Mode: 21; Polarity: Vertical; Bandwidth:20MHz; Channel:High



Site : chamber
Condition: 3m VERTICAL
Job No : 10866CR
Mode : 5700 TX RSE
Note : 5G WIFI 11AX20

	Freq	Cable Loss	Ant Factor	Preamp Factor	Read Level	Level	Limit Line	Over Limit	Remark
	MHz	dB	dB/m	dB	dBuV	dBuV/m	dBuV/m	dB	
1	1189.368	2.74	24.54	39.75	52.36	39.89	74.00	-34.11	peak
2	1414.597	3.13	25.48	39.90	47.62	36.33	74.00	-37.67	peak
3	4279.589	6.56	33.22	41.67	47.19	45.30	74.00	-28.70	peak
4	8489.882	10.09	36.99	39.81	43.62	50.89	74.00	-23.11	peak
5	11400.000	11.50	37.88	37.82	40.44	52.00	74.00	-22.00	peak
6	17100.000	14.14	42.66	40.32	36.58	53.06	68.20	-15.14	peak

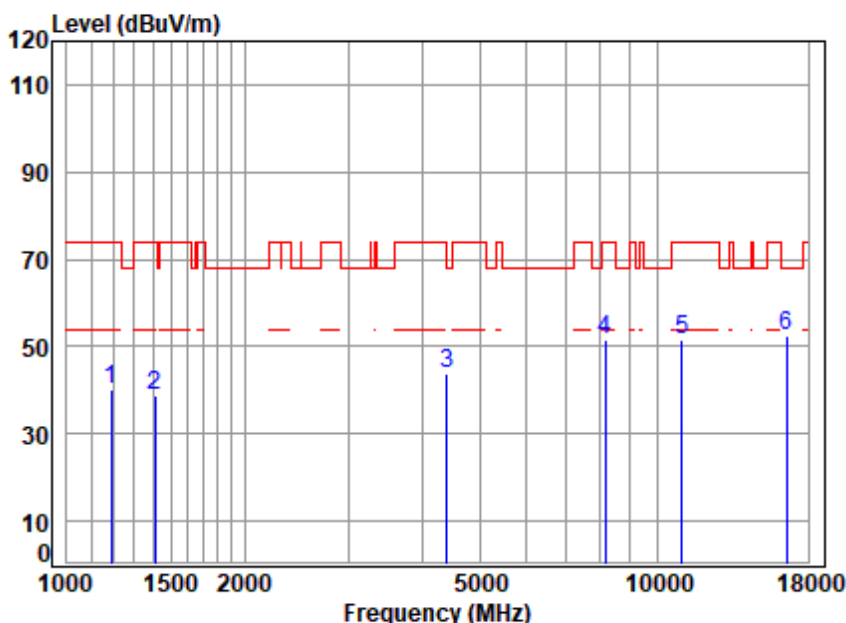
Test Mode: 21; Polarity: Horizontal; Bandwidth:40MHz; Channel:Low



Site : chamber
Condition: 3m HORIZONTAL
Job No : 10866CR
Mode : 5510 TX RSE
Note : 5G WIFI 11AX40

	Freq	Cable Loss	Ant Factor	Preamplifier Factor	Read Level	Level	Limit Line	Over Limit	Remark
	MHz	dB	dB/m	dB	dBuV	dBuV/m	dBuV/m	dB	
1	1260.149	2.87	24.85	39.80	45.05	32.97	68.20	-35.23	peak
2	1629.825	3.37	26.38	40.02	46.04	35.77	68.20	-32.43	peak
3	4354.454	6.63	33.35	41.74	46.97	45.21	74.00	-28.79	peak
4	8943.274	10.28	37.18	38.95	42.25	50.76	68.20	-17.44	peak
5	11020.000	11.00	37.80	37.63	40.06	51.23	74.00	-22.77	peak
6	16530.000	14.78	42.22	40.46	36.63	53.17	68.20	-15.03	peak

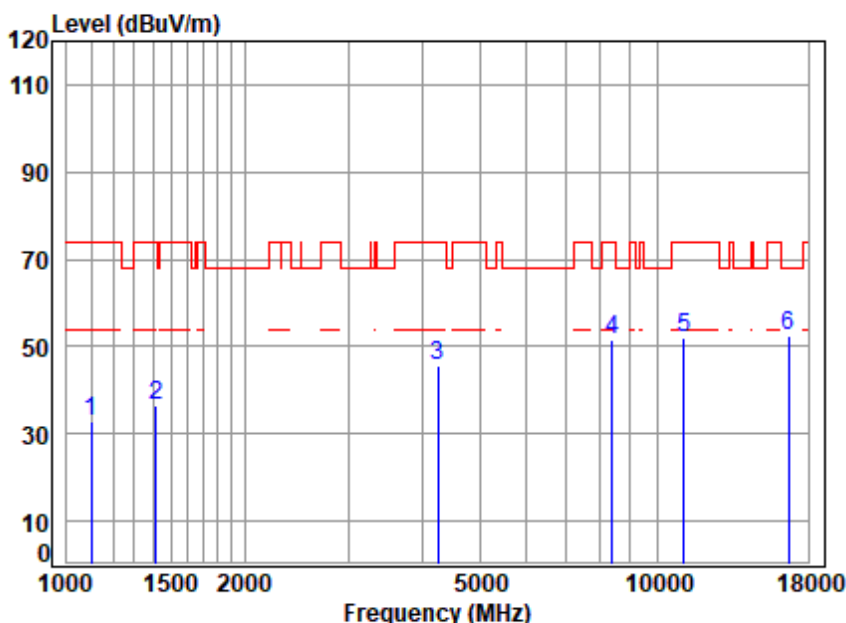
Test Mode: 21; Polarity: Vertical; Bandwidth:40MHz; Channel:Low



Site : chamber
Condition: 3m VERTICAL
Job No : 10866CR
Mode : 5510 TX RSE
Note : 5G WIFI 11AX40

	Freq	Cable Loss	Ant Factor	Preamplifier Factor	Read Level	Level	Limit Line	Over Limit	Remark
	MHz	dB	dB/m	dB	dBuV	dBuV/m	dBuV/m	dB	
1	1189.368	2.74	24.54	39.75	52.50	40.03	74.00	-33.97	peak
2	1410.514	3.12	25.47	39.90	49.98	38.67	74.00	-35.33	peak
3	4405.090	6.67	33.44	41.79	45.67	43.99	68.20	-24.21	peak
4	8153.195	9.63	36.79	40.49	45.51	51.44	74.00	-22.56	peak
5	11020.000	11.00	37.80	37.63	40.17	51.34	74.00	-22.66	peak
6	16530.000	14.78	42.22	40.46	35.74	52.28	68.20	-15.92	peak

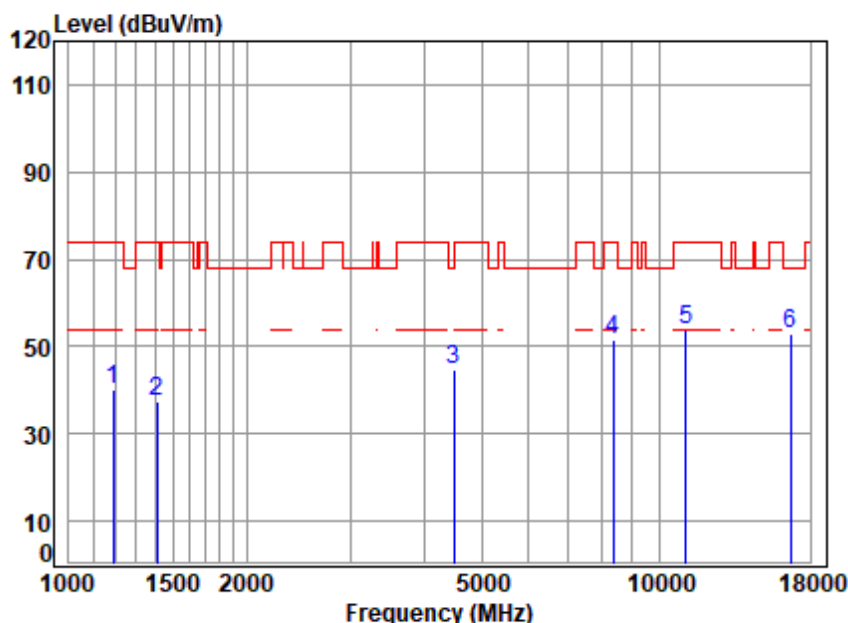
Test Mode: 21; Polarity: Horizontal; Bandwidth:40MHz; Channel:middle



Site : chamber
Condition: 3m HORIZONTAL
Job No : 10866CR
Mode : 5550 TX RSE
Note : 5G WIFI 11AX40

		Cable	Ant	Preamp	Read		Limit	Over	
	Freq	Loss	Factor	Factor	Level	Level	Line	Limit	Remark
	MHz	dB	dB/m	dB	dBuV	dBuV/m	dBuV/m	dB	
1	1100.079	2.57	24.12	39.68	46.07	33.08	74.00	-40.92	peak
2	1414.597	3.13	25.48	39.90	47.70	36.41	74.00	-37.59	peak
3	4242.641	6.52	33.15	41.64	47.52	45.55	74.00	-28.45	peak
4	8392.292	9.96	36.94	40.01	44.45	51.34	74.00	-22.66	peak
5	11100.000	11.10	37.82	37.67	40.77	52.02	74.00	-21.98	peak
6	16650.000	14.62	42.32	40.43	35.74	52.25	68.20	-15.95	peak

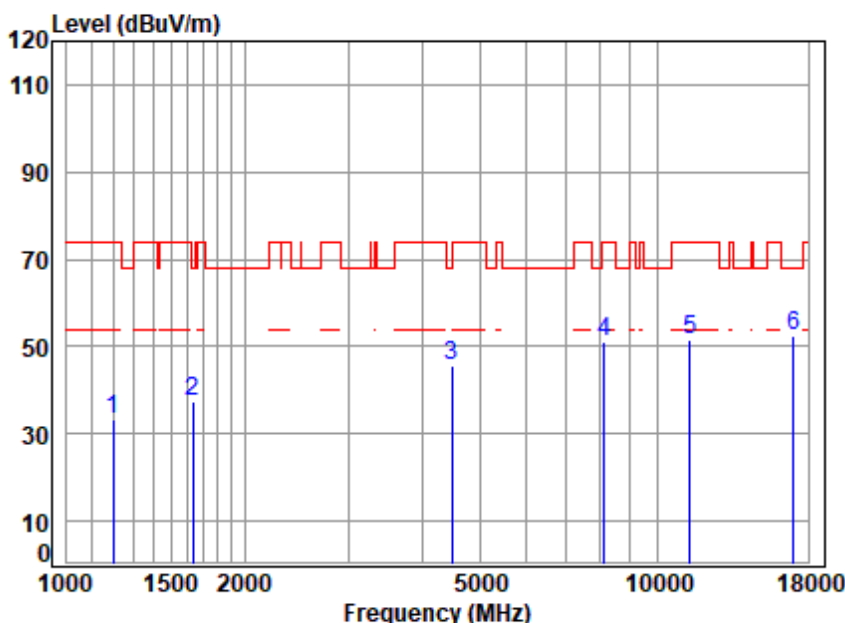
Test Mode: 21; Polarity: Vertical; Bandwidth:40MHz; Channel:middle



Site : chamber
Condition: 3m VERTICAL
Job No : 10866CR
Mode : 5550 TX RSE
Note : 5G WIFI 11AX40

	Freq	Cable Loss	Ant Factor	Preamp Factor	Read Level	Level	Limit Line	Over Limit	Remark
	MHz	dB	dB/m	dB	dBuV	dBuV/m	dBuV/m	dB	
1	1189.368	2.74	24.54	39.75	52.57	40.10	74.00	-33.90	peak
2	1410.514	3.12	25.47	39.90	48.85	37.54	74.00	-36.46	peak
3	4495.125	6.76	33.59	41.87	46.01	44.49	68.20	-23.71	peak
4	8368.069	9.92	36.92	40.05	44.69	51.48	74.00	-22.52	peak
5	11100.000	11.10	37.82	37.67	42.39	53.64	74.00	-20.36	peak
6	16650.000	14.62	42.32	40.43	36.45	52.96	68.20	-15.24	peak

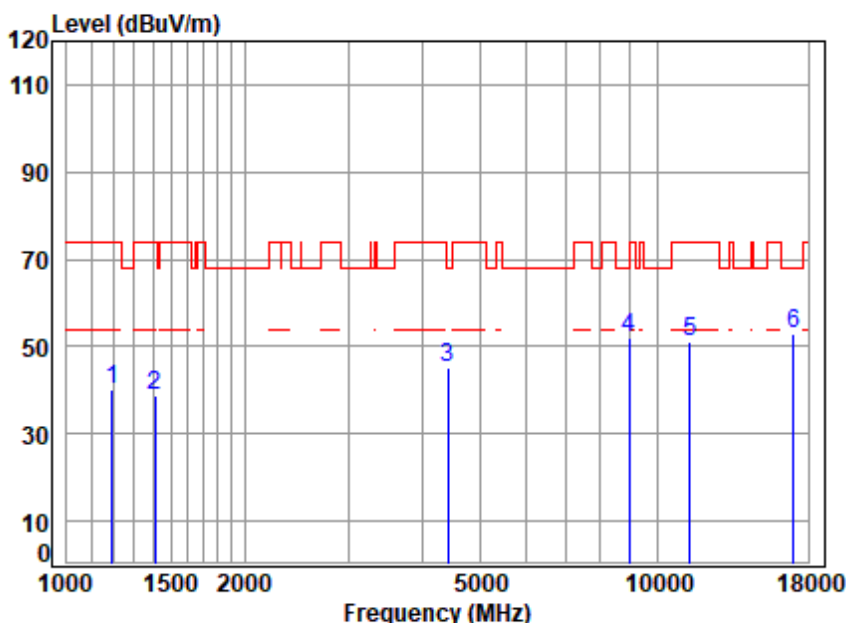
Test Mode: 21; Polarity: Horizontal; Bandwidth:40MHz; Channel:High



Site : chamber
Condition: 3m HORIZONTAL
Job No : 10866CR
Mode : 5670 TX RSE
Note : 5G WIFI 11AX40

	Freq	Cable Loss	Ant Factor	Preamplifier Factor	Read Level	Level	Limit Line	Over Limit	Remark
	MHz	dB	dB/m	dB	dBuV	dBuV/m	dBuV/m	dB	
1	1199.726	2.76	24.59	39.76	45.60	33.19	74.00	-40.81	peak
2	1634.543	3.38	26.40	40.03	47.48	37.23	68.20	-30.97	peak
3	4482.150	6.74	33.57	41.86	47.26	45.71	68.20	-22.49	peak
4	8129.664	9.60	36.78	40.53	45.34	51.19	74.00	-22.81	peak
5	11340.000	11.42	37.87	37.79	40.23	51.73	74.00	-22.27	peak
6	17010.000	14.17	42.61	40.34	36.05	52.49	68.20	-15.71	peak

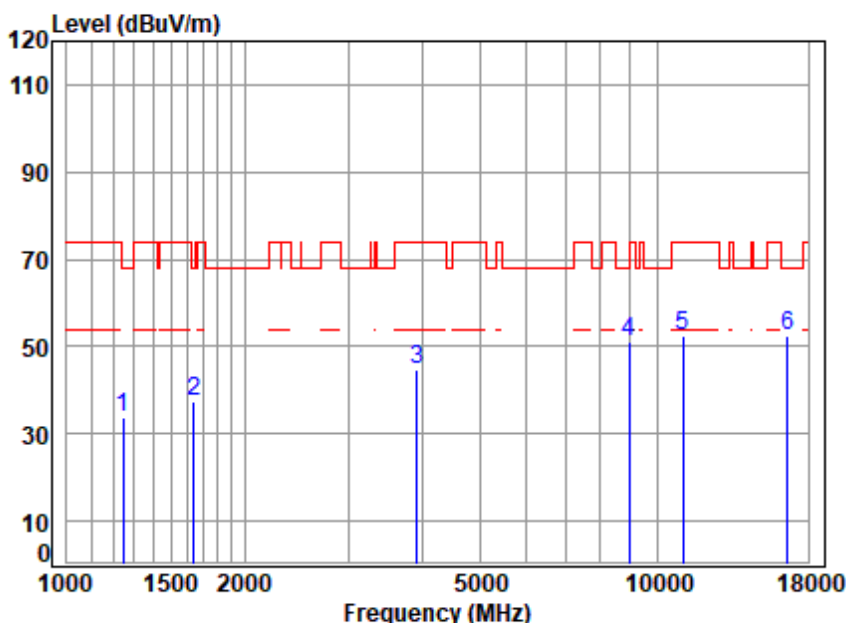
Test Mode: 21; Polarity: Vertical; Bandwidth:40MHz; Channel:High



Site : chamber
Condition: 3m VERTICAL
Job No : 10866CR
Mode : 5670 TX RSE
Note : 5G WIFI 11AX40

	Freq	Cable Loss	Ant Factor	Preamp Factor	Read Level	Level	Limit Line	Over Limit	Remark
	MHz	dB	dB/m	dB	dBuV	dBuV/m	dBuV/m	dB	
1	1192.811	2.75	24.56	39.75	52.68	40.24	74.00	-33.76	peak
2	1410.514	3.12	25.47	39.90	50.06	38.75	74.00	-35.25	peak
3	4417.841	6.68	33.46	41.80	46.69	45.03	68.20	-23.17	peak
4	8969.161	10.29	37.19	38.90	43.26	51.84	68.20	-16.36	peak
5	11340.000	11.42	37.87	37.79	39.39	50.89	74.00	-23.11	peak
6	17010.000	14.17	42.61	40.34	36.59	53.03	68.20	-15.17	peak

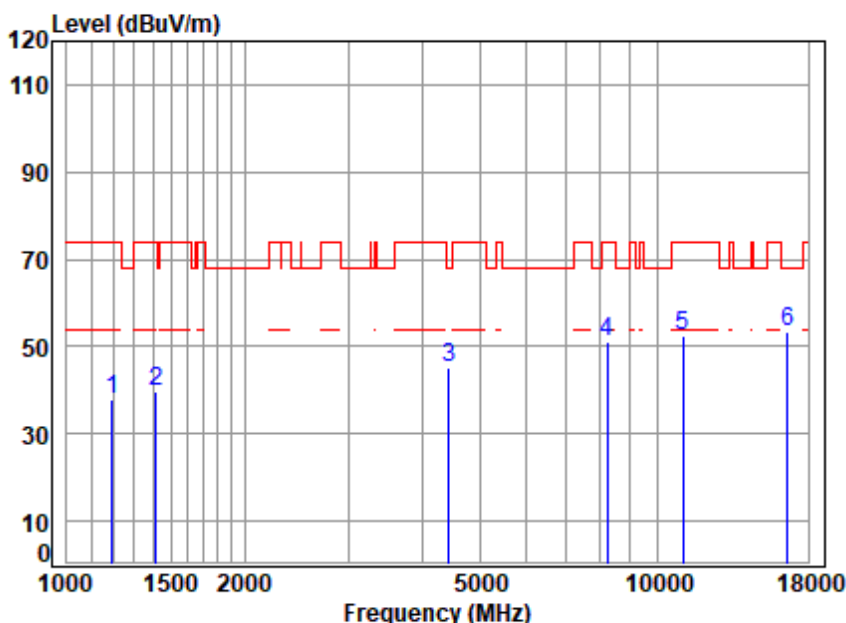
Test Mode: 21; Polarity: Horizontal; Bandwidth:80MHz; Channel:middle



Site : chamber
Condition: 3m HORIZONTAL
Job No : 10866CR
Mode : 5530 TX RSE
Note : 5G WIFI 11AX80

	Freq	Cable Loss	Ant Factor	Preamplifier Factor	Read Level	Level	Limit Line	Over Limit	Remark
	MHz	dB	dB/m	dB	dBuV	dBuV/m	dBuV/m	dB	
1	1245.663	2.85	24.79	39.79	45.99	33.84	68.20	-34.36	peak
2	1639.274	3.38	26.42	40.03	47.71	37.48	68.20	-30.72	peak
3	3924.135	6.17	32.56	41.35	47.51	44.89	74.00	-29.11	peak
4	8943.274	10.28	37.18	38.95	42.80	51.31	68.20	-16.89	peak
5	11060.000	11.05	37.81	37.65	41.25	52.46	74.00	-21.54	peak
6	16590.000	14.70	42.27	40.45	35.82	52.34	68.20	-15.86	peak

Test Mode: 21; Polarity: Vertical; Bandwidth:80MHz; Channel:middle

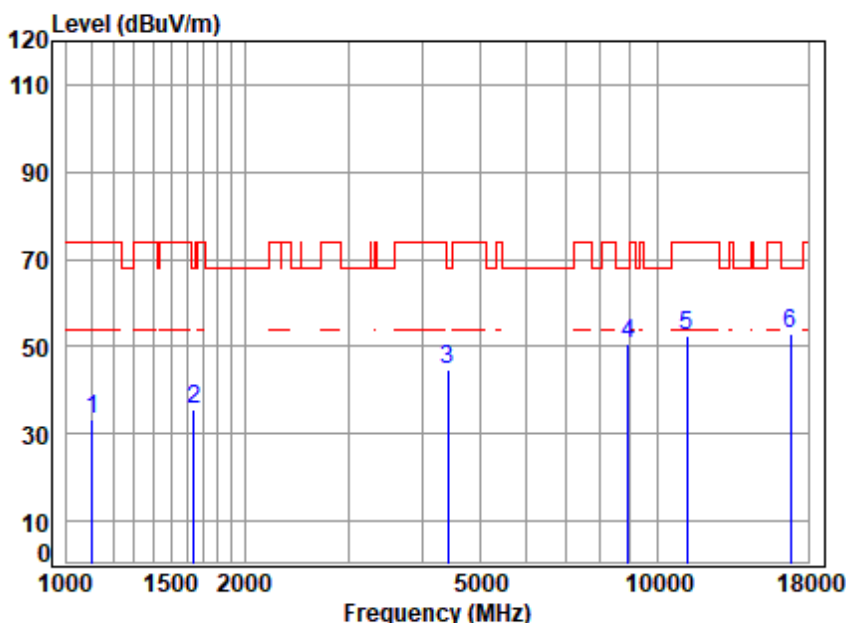


Site : chamber
Condition: 3m VERTICAL
Job No : 10866CR
Mode : 5530 TX RSE
Note : 5G WIFI 11AX80

	Freq	Cable Loss	Ant Factor	Preamp Factor	Read Level	Level	Limit Line	Over Limit	Remark
	MHz	dB	dB/m	dB	dBuV	dBuV/m	dBuV/m	dB	
1	1192.811	2.75	24.56	39.75	50.21	37.77	74.00	-36.23	peak
2	1414.597	3.13	25.48	39.90	51.15	39.86	74.00	-34.14	peak
3	4443.453	6.71	33.50	41.82	46.64	45.03	68.20	-23.17	peak
4	8224.200	9.73	36.84	40.34	44.82	51.05	74.00	-22.95	peak
5	11060.000	11.05	37.81	37.65	41.13	52.34	74.00	-21.66	peak
6	16590.000	14.70	42.27	40.45	36.66	53.18	68.20	-15.02	peak



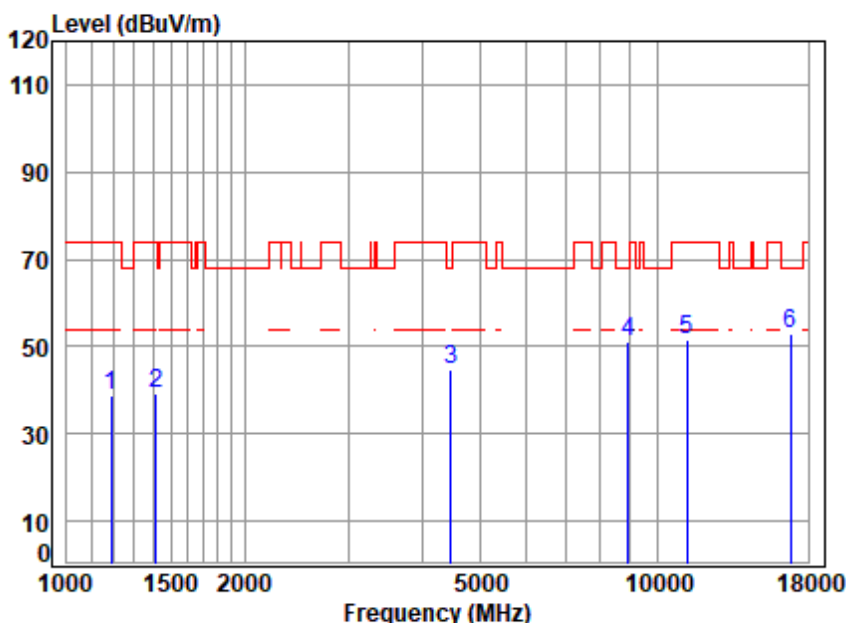
Test Mode: 21; Polarity: Horizontal; Bandwidth:80MHz; Channel:middle



Site : chamber
Condition: 3m HORIZONTAL
Job No : 10866CR
Mode : 5610 TX RSE
Note : 5G WIFI 11AX80

	Freq	Cable Loss	Ant Factor	Preamp Factor	Read Level	Level	Limit Line	Over Limit	Remark
	MHz	dB	dB/m	dB	dBuV	dBuV/m	dBuV/m	dB	
1	1103.264	2.58	24.13	39.69	46.12	33.14	74.00	-40.86	peak
2	1639.274	3.38	26.42	40.03	45.82	35.59	68.20	-32.61	peak
3	4417.841	6.68	33.46	41.80	46.50	44.84	68.20	-23.36	peak
4	8917.462	10.27	37.17	39.00	42.40	50.84	68.20	-17.36	peak
5	11220.000	11.26	37.84	37.73	40.92	52.29	74.00	-21.71	peak
6	16830.000	14.39	42.47	40.39	36.24	52.71	68.20	-15.49	peak

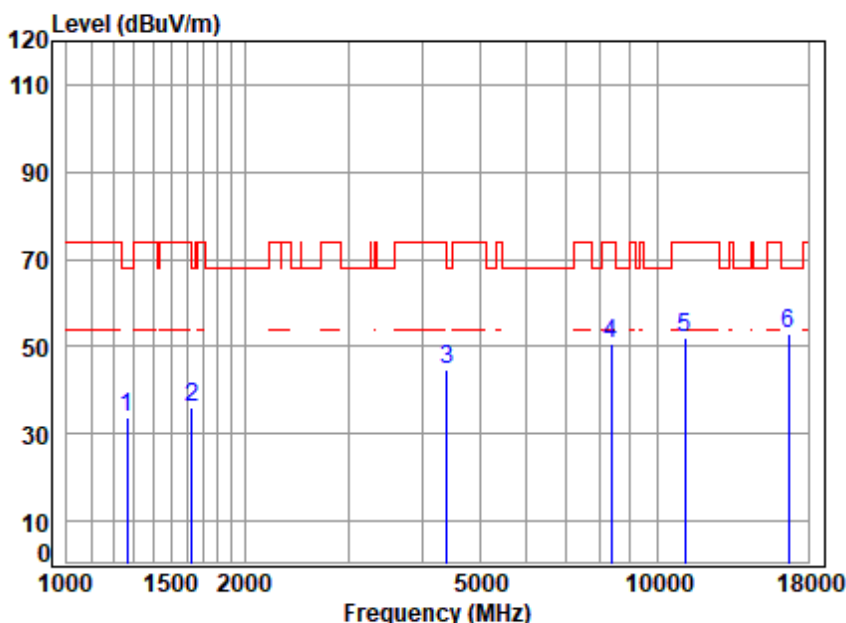
Test Mode: 21; Polarity: Vertical; Bandwidth:80MHz; Channel:middle



Site : chamber
Condition: 3m VERTICAL
Job No : 10866CR
Mode : 5610 TX RSE
Note : 5G WIFI 11AX80

	Freq	Cable Loss	Ant Factor	Preamp Factor	Read Level	Level	Limit Line	Over Limit	Remark
	MHz	dB	dB/m	dB	dBuV	dBuV/m	dBuV/m	dB	
1	1189.368	2.74	24.54	39.75	51.38	38.91	74.00	-35.09	peak
2	1414.597	3.13	25.48	39.90	50.53	39.24	74.00	-34.76	peak
3	4469.214	6.73	33.55	41.85	46.40	44.83	68.20	-23.37	peak
4	8917.462	10.27	37.17	39.00	42.64	51.08	68.20	-17.12	peak
5	11220.000	11.26	37.84	37.73	40.29	51.66	74.00	-22.34	peak
6	16830.000	14.39	42.47	40.39	36.27	52.74	68.20	-15.46	peak

Test Mode: 21; Polarity: Horizontal; Bandwidth:160MHz; Channel:middle

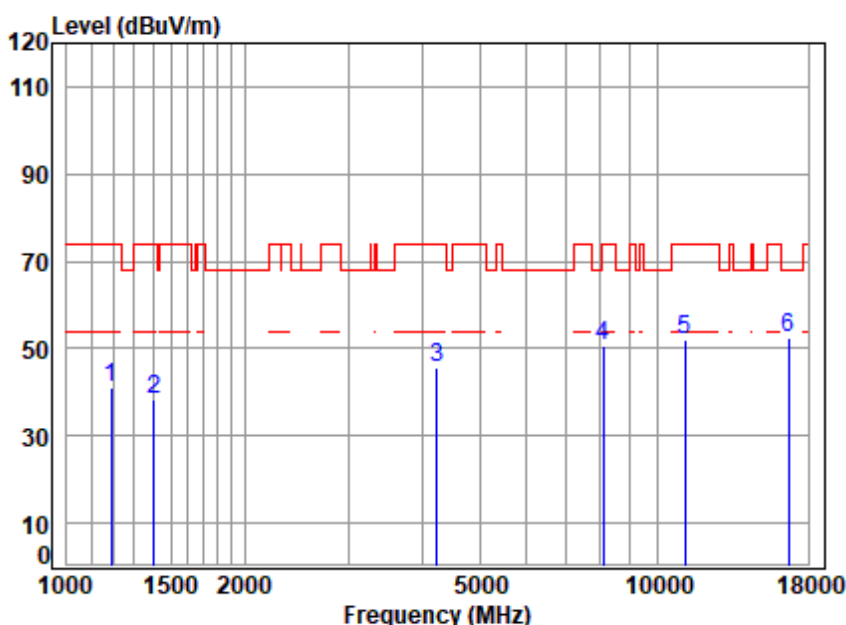


Site : chamber
Condition: 3m HORIZONTAL
Job No : 10866CR
Mode : 5570 TX RSE
Note : 5G WIFI 11AX160

	Freq	Cable Loss	Ant Factor	Preamp Factor	Read Level	Level	Limit Line	Over Limit	Remark
	MHz	dB	dB/m	dB	dBuV	dBuV/m	dBuV/m	dB	
1	1267.454	2.89	24.89	39.81	45.61	33.58	68.20	-34.62	peak
2	1629.825	3.37	26.38	40.02	46.53	36.26	68.20	-31.94	peak
3	4405.090	6.67	33.44	41.79	46.43	44.75	68.20	-23.45	peak
4	8368.069	9.92	36.92	40.05	43.92	50.71	74.00	-23.29	peak
5	11140.000	11.16	37.83	37.69	40.86	52.16	74.00	-21.84	peak
6	16710.000	14.54	42.37	40.42	36.57	53.06	68.20	-15.14	peak



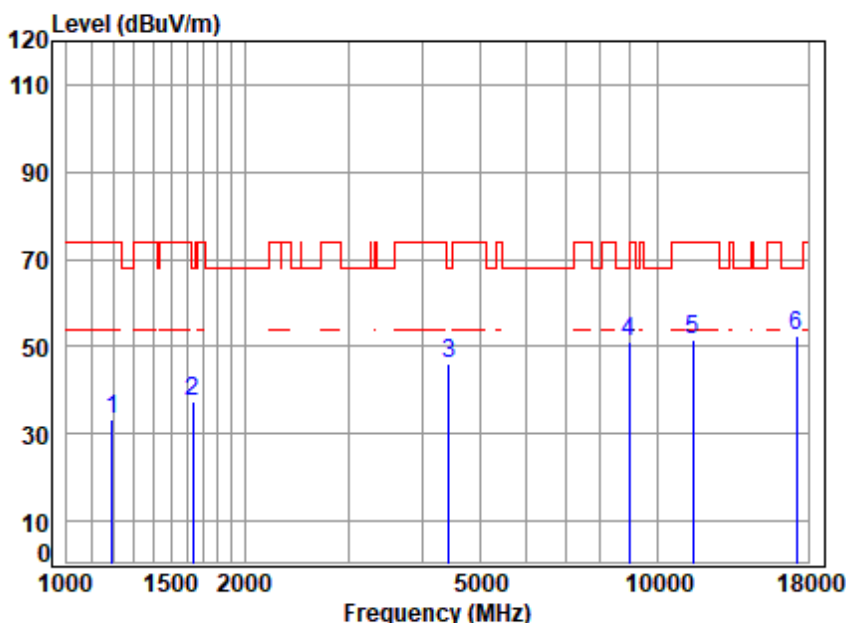
Test Mode: 21; Polarity: Vertical; Bandwidth:160MHz; Channel:middle



Site : chamber
Condition: 3m VERTICAL
Job No : 10866CR
Mode : 5570 TX RSE
Note : 5G WIFI 11AX160

	Freq	Cable Loss	Ant Factor	Preamp Factor	Read Level	Level	Limit Line	Over Limit	Remark
	MHz	dB	dB/m	dB	dBuV	dBuV/m	dBuV/m	dB	
1	1189.368	2.74	24.54	39.75	53.48	41.01	74.00	-32.99	peak
2	1406.443	3.12	25.45	39.90	49.76	38.43	74.00	-35.57	peak
3	4230.396	6.51	33.13	41.63	47.45	45.46	74.00	-28.54	peak
4	8106.200	9.57	36.77	40.58	44.81	50.57	74.00	-23.43	peak
5	11140.000	11.16	37.83	37.69	40.64	51.94	74.00	-22.06	peak
6	16710.000	14.54	42.37	40.42	36.04	52.53	68.20	-15.67	peak

Test Mode: 22; Polarity: Horizontal; Modulation:802.11a; Bandwidth:20MHz; Channel:Low

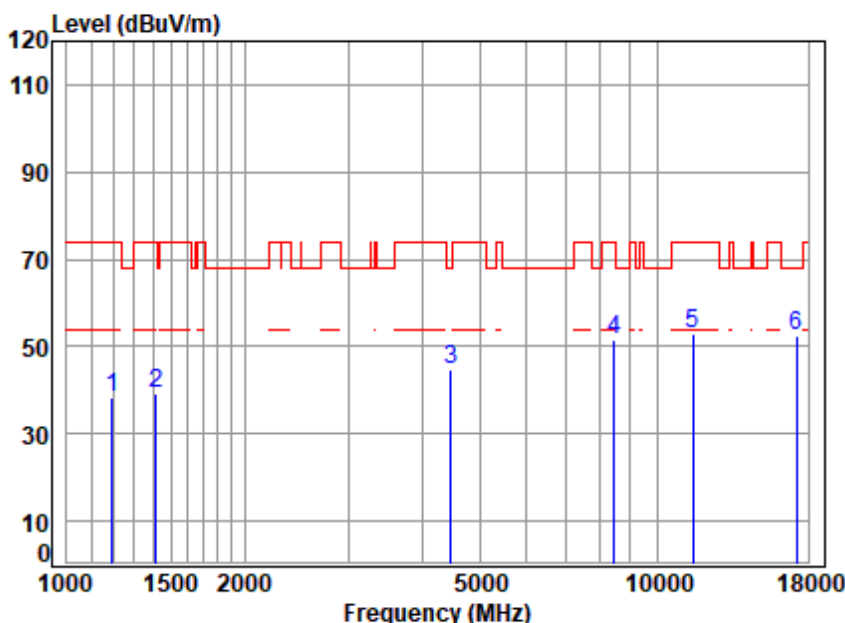


Site : chamber
Condition: 3m HORIZONTAL
Job No : 10866CR
Mode : 5745 TX RSE
Note : 5G WIFI 11A

	Freq	Cable Loss	Ant Factor	Preamp Factor	Read Level	Level	Limit	Over Limit	Remark
	MHz	dB	dB/m	dB	dBuV	dBuV/m	dBuV/m	dB	
1	1192.811	2.75	24.56	39.75	45.95	33.51	74.00	-40.49	peak
2	1634.543	3.38	26.40	40.03	47.54	37.29	68.20	-30.91	peak
3	4443.453	6.71	33.50	41.82	47.55	45.94	68.20	-22.26	peak
4	8943.274	10.28	37.18	38.95	42.59	51.10	68.20	-17.10	peak
5	11490.000	11.62	37.90	37.86	40.10	51.76	74.00	-22.24	peak
6	17235.000	14.09	42.74	40.28	35.98	52.53	68.20	-15.67	peak



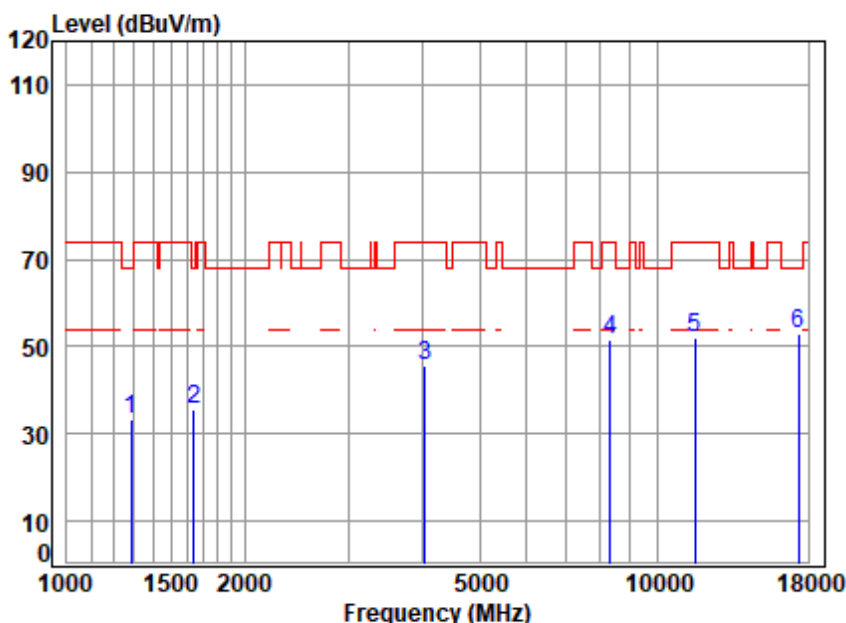
Test Mode: 22; Polarity: Vertical; Modulation:802.11a; Bandwidth:20MHz; Channel:Low



Site : chamber
Condition: 3m VERTICAL
Job No : 10866CR
Mode : 5745 TX RSE
Note : 5G WIFI 11A

	Freq	Cable Loss	Ant Factor	Preamp Factor	Read Level	Level	Limit Line	Over Limit	Remark
	MHz	dB	dB/m	dB	dBuV	dBuV/m	dBuV/m	dB	
1	1192.811	2.75	24.56	39.75	50.72	38.28	74.00	-35.72	peak
2	1414.597	3.13	25.48	39.90	50.65	39.36	74.00	-34.64	peak
3	4469.214	6.73	33.55	41.85	46.46	44.89	68.20	-23.31	peak
4	8465.379	10.05	36.98	39.86	44.45	51.62	74.00	-22.38	peak
5	11490.000	11.62	37.90	37.86	41.18	52.84	74.00	-21.16	peak
6	17235.000	14.09	42.74	40.28	36.09	52.64	68.20	-15.56	peak

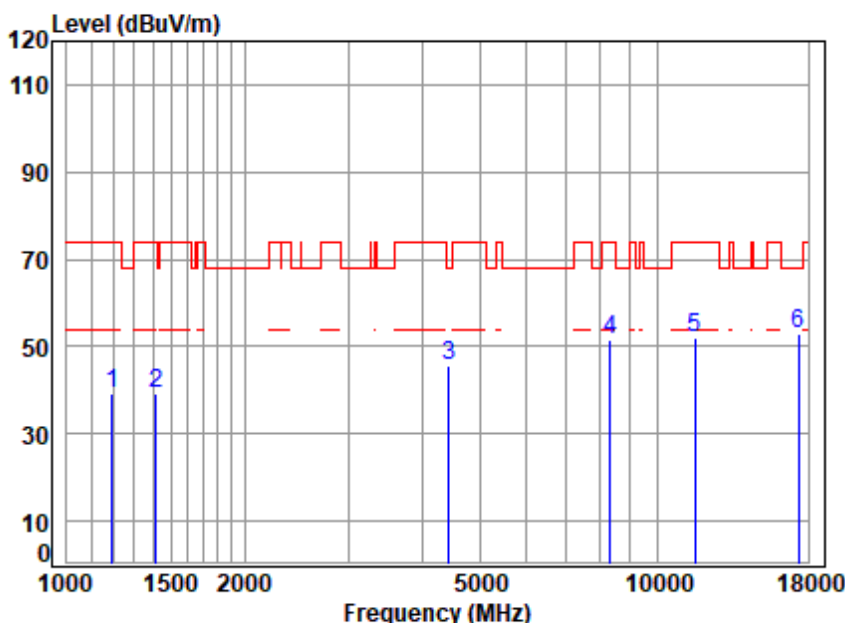
Test Mode: 22; Polarity: Horizontal; Modulation: 802.11a; Bandwidth: 20MHz; Channel: middle



Site : chamber
Condition: 3m HORIZONTAL
Job No : 10866CR
Mode : 5785 TX RSE
Note : 5G WIFI 11A

	Freq	Cable Loss	Ant Factor	Preamp Factor	Read Level	Level	Limit Line	Over Limit	Remark
	MHz	dB	dB/m	dB	dBuV	dBuV/m	dBuV/m	dB	
1	1285.904	2.92	24.96	39.82	45.15	33.21	68.20	-34.99	peak
2	1639.274	3.38	26.42	40.03	45.99	35.76	68.20	-32.44	peak
3	4039.212	6.32	32.77	41.44	47.86	45.51	74.00	-28.49	peak
4	8319.836	9.86	36.89	40.15	45.04	51.64	74.00	-22.36	peak
5	11570.000	11.72	37.87	37.90	40.54	52.23	74.00	-21.77	peak
6	17355.000	14.06	42.81	40.25	36.29	52.91	68.20	-15.29	peak

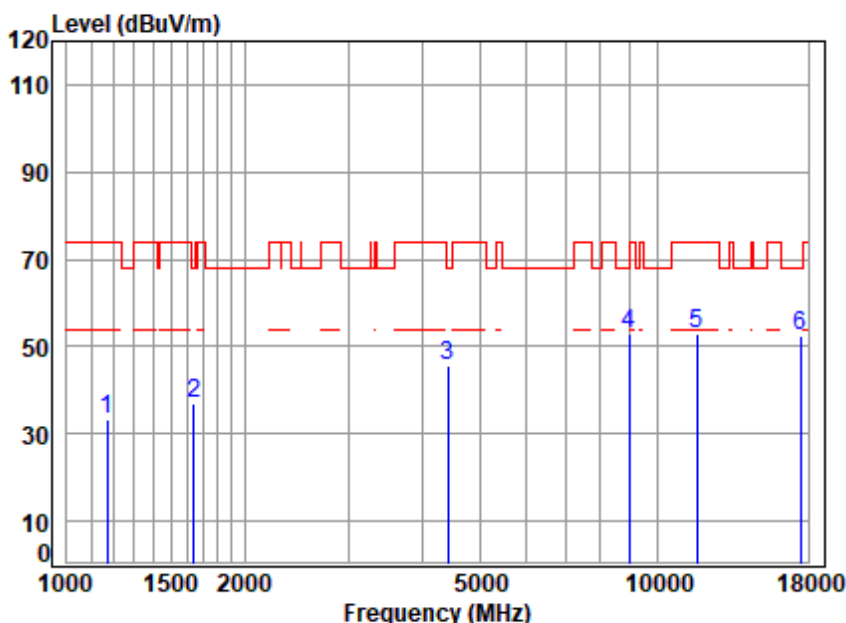
Test Mode: 22; Polarity: Vertical; Modulation:802.11a; Bandwidth:20MHz; Channel:middle



Site : chamber
Condition: 3m VERTICAL
Job No : 10866CR
Mode : 5785 TX RSE
Note : 5G WIFI 11A

	Freq	Cable Loss	Ant Factor	Preamp Factor	Read Level	Level	Limit Line	Over Limit	Remark
	MHz	dB	dB/m	dB	dBuV	dBuV/m	dBuV/m	dB	
1	1192.811	2.75	24.56	39.75	51.87	39.43	74.00	-34.57	peak
2	1414.597	3.13	25.48	39.90	50.32	39.03	74.00	-34.97	peak
3	4443.453	6.71	33.50	41.82	47.12	45.51	68.20	-22.69	peak
4	8319.836	9.86	36.89	40.15	44.78	51.38	74.00	-22.62	peak
5	11570.000	11.72	37.87	37.90	40.46	52.15	74.00	-21.85	peak
6	17355.000	14.06	42.81	40.25	36.18	52.80	68.20	-15.40	peak

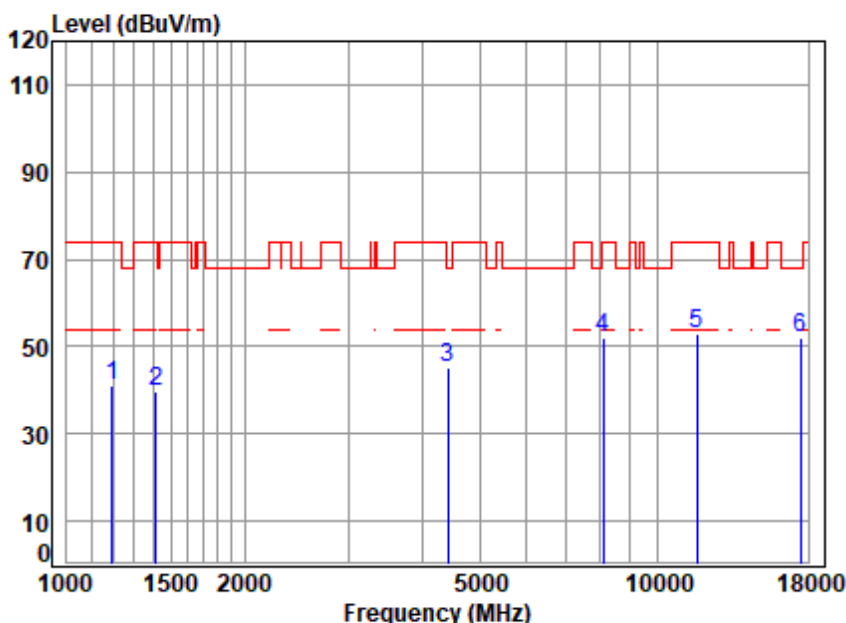
Test Mode: 22; Polarity: Horizontal; Modulation:802.11a; Bandwidth:20MHz; Channel:High



Site : chamber
Condition: 3m HORIZONTAL
Job No : 10866CR
Mode : 5825 TX RSE
Note : 5G WIFI 11A

	Freq	Cable Loss	Ant Factor	Preamp Factor	Read Level	Level	Limit Line	Over Limit	Remark
	MHz	dB	dB/m	dB	dBuV	dBuV/m	dBuV/m	dB	
1	1168.920	2.71	24.45	39.74	45.77	33.19	74.00	-40.81	peak
2	1639.274	3.38	26.42	40.03	47.30	37.07	68.20	-31.13	peak
3	4417.841	6.68	33.46	41.80	47.10	45.44	68.20	-22.76	peak
4	8969.161	10.29	37.19	38.90	44.13	52.71	68.20	-15.49	peak
5	11650.000	11.82	37.84	37.94	41.31	53.03	74.00	-20.97	peak
6	17475.000	14.02	42.89	40.23	35.96	52.64	68.20	-15.56	peak

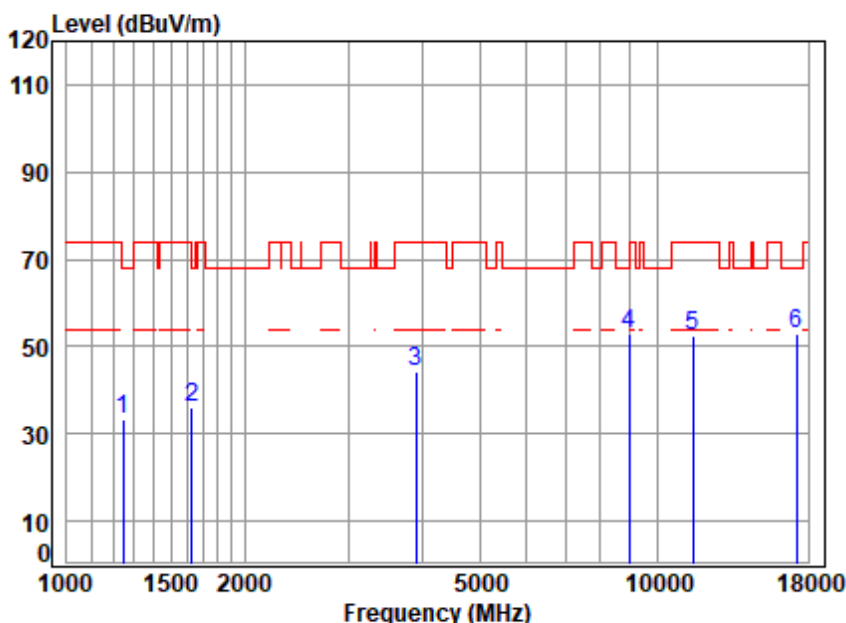
Test Mode: 22; Polarity: Vertical; Modulation:802.11a; Bandwidth:20MHz; Channel:High



Site : chamber
Condition: 3m VERTICAL
Job No : 10866CR
Mode : 5825 TX RSE
Note : 5G WIFI 11A

	Freq	Cable Loss	Ant Factor	Preamp Factor	Read Level	Level	Limit Line	Over Limit	Remark
	MHz	dB	dB/m	dB	dBuV	dBuV/m	dBuV/m	dB	
1	1192.811	2.75	24.56	39.75	53.69	41.25	74.00	-32.75	peak
2	1414.597	3.13	25.48	39.90	50.84	39.55	74.00	-34.45	peak
3	4417.841	6.68	33.46	41.80	46.74	45.08	68.20	-23.12	peak
4	8106.200	9.57	36.77	40.58	46.23	51.99	74.00	-22.01	peak
5	11650.000	11.82	37.84	37.94	41.40	53.12	74.00	-20.88	peak
6	17475.000	14.02	42.89	40.23	35.54	52.22	68.20	-15.98	peak

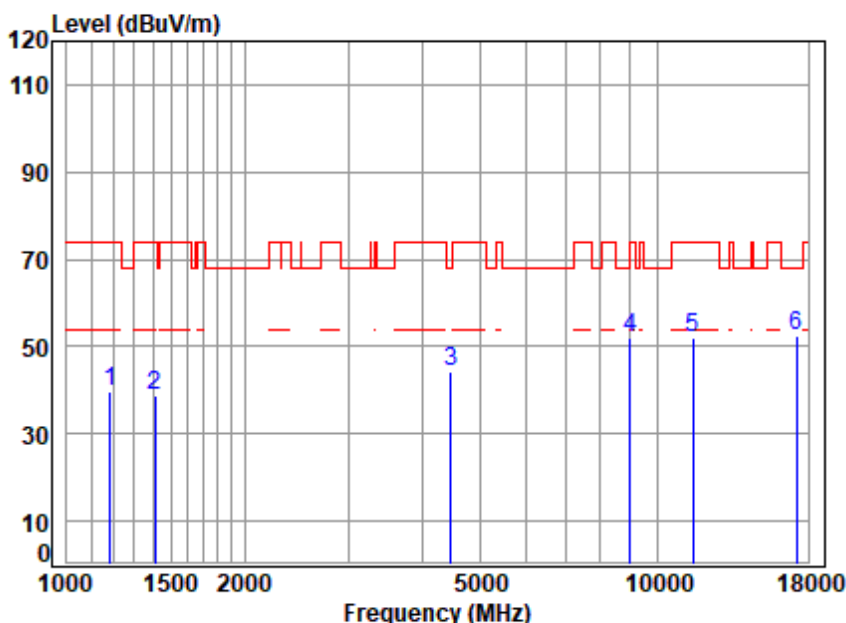
Test Mode: 22; Polarity: Horizontal; Modulation:802.11n; Bandwidth:20MHz; Channel:Low



Site : chamber
Condition: 3m HORIZONTAL
Job No : 10866CR
Mode : 5745 TX RSE
Note : 5G WIFI 11N20

	Freq	Cable Loss	Ant Factor	Preamplifier Factor	Read Level	Level	Limit Line	Over Limit	Remark
	MHz	dB	dB/m	dB	dBuV	dBuV/m	dBuV/m	dB	
1	1245.663	2.85	24.79	39.79	45.35	33.20	68.20	-35.00	peak
2	1629.825	3.37	26.38	40.02	46.43	36.16	68.20	-32.04	peak
3	3901.516	6.14	32.51	41.34	46.86	44.17	74.00	-29.83	peak
4	8943.274	10.28	37.18	38.95	44.36	52.87	68.20	-15.33	peak
5	11490.000	11.62	37.90	37.86	40.89	52.55	74.00	-21.45	peak
6	17235.000	14.09	42.74	40.28	36.15	52.70	68.20	-15.50	peak

Test Mode: 22; Polarity: Vertical; Modulation: 802.11n; Bandwidth: 20MHz; Channel: Low



Site : chamber

Condition: 3m VERTICAL

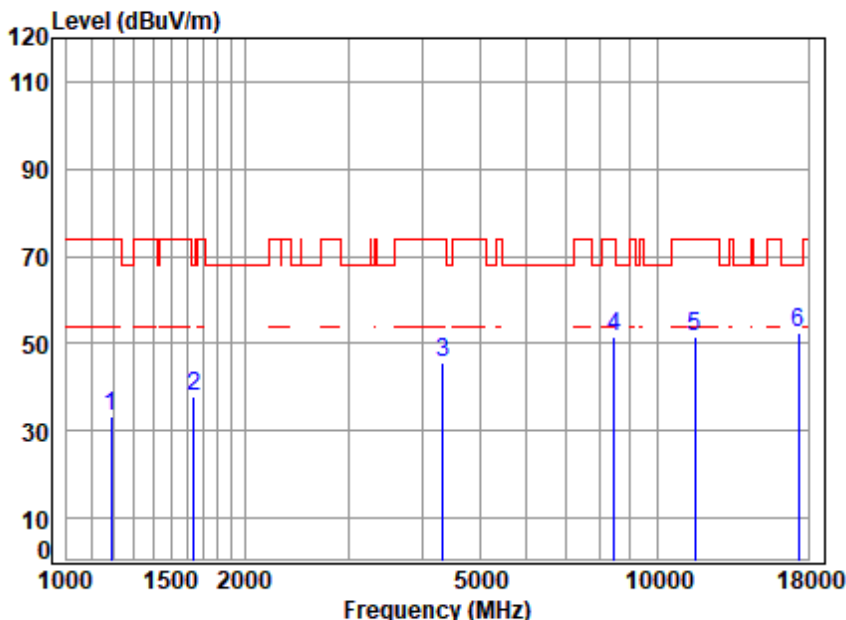
Job No : 10866CR

Mode : 5745 TX RSE

Note : 5G WIFI 11N20

	Freq	Cable Loss	Ant Factor	Preamp Factor	Read Level	Level	Limit Line	Over Limit	Remark
	MHz	dB	dB/m	dB	dBuV	dBuV/m	dBuV/m	dB	
1	1185.936	2.74	24.53	39.75	52.32	39.84	74.00	-34.16	peak
2	1410.514	3.12	25.47	39.90	50.29	38.98	74.00	-35.02	peak
3	4469.214	6.73	33.55	41.85	45.92	44.35	68.20	-23.85	peak
4	8995.123	10.30	37.20	38.86	43.15	51.79	68.20	-16.41	peak
5	11490.000	11.62	37.90	37.86	40.14	51.80	74.00	-22.20	peak
6	17235.000	14.09	42.74	40.28	36.10	52.65	68.20	-15.55	peak

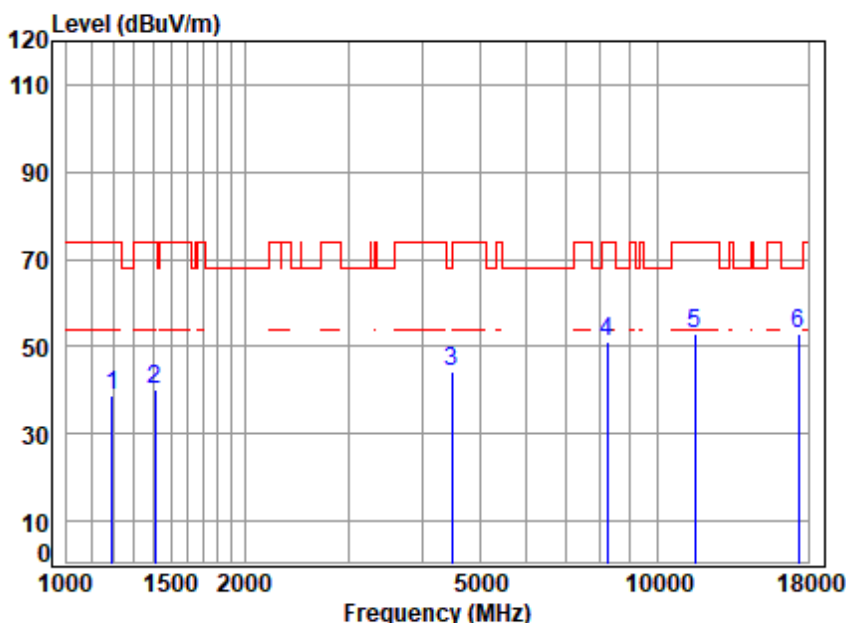
Test Mode: 22; Polarity: Horizontal; Modulation:802.11n; Bandwidth:20MHz; Channel:middle



Site : chamber
Condition: 3m HORIZONTAL
Job No : 10866CR
Mode : 5785 TX RSE
Note : 5G WIFI 11N20

	Freq	Cable Loss	Ant Factor	Preamp Factor	Read Level	Level	Limit Line	Over Limit	Remark
	MHz	dB	dB/m	dB	dBuV	dBuV/m	dBuV/m	dB	
1	1189.368	2.74	24.54	39.75	45.69	33.22	74.00	-40.78	peak
2	1639.274	3.38	26.42	40.03	47.99	37.76	68.20	-30.44	peak
3	4329.354	6.60	33.30	41.72	47.33	45.51	74.00	-28.49	peak
4	8465.379	10.05	36.98	39.86	44.56	51.73	74.00	-22.27	peak
5	11570.000	11.72	37.87	37.90	40.06	51.75	74.00	-22.25	peak
6	17355.000	14.06	42.81	40.25	36.00	52.62	68.20	-15.58	peak

Test Mode: 22; Polarity: Vertical; Modulation:802.11n; Bandwidth:20MHz; Channel:middle

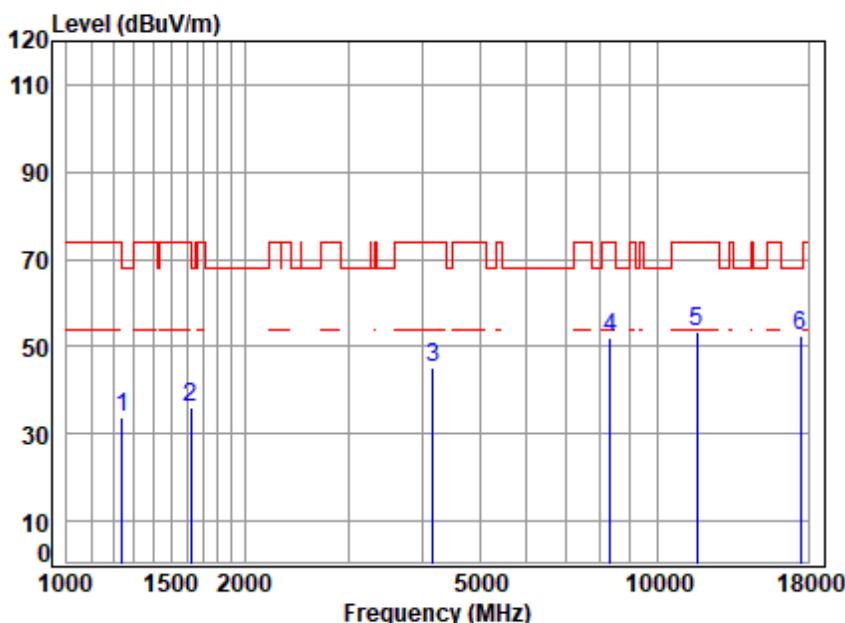


Site : chamber
Condition: 3m VERTICAL
Job No : 10866CR
Mode : 5785 TX RSE
Note : 5G WIFI 11N20

	Freq	Cable Loss	Ant Factor	Preamplifier Factor	Read Level	Level	Limit Line	Over Limit	Remark
	MHz	dB	dB/m	dB	dBuV	dBuV/m	dBuV/m	dB	
1	1192.811	2.75	24.56	39.75	51.03	38.59	74.00	-35.41	peak
2	1410.514	3.12	25.47	39.90	51.35	40.04	74.00	-33.96	peak
3	4495.125	6.76	33.59	41.87	46.00	44.48	68.20	-23.72	peak
4	8224.200	9.73	36.84	40.34	45.04	51.27	74.00	-22.73	peak
5	11570.000	11.72	37.87	37.90	41.20	52.89	74.00	-21.11	peak
6	17355.000	14.06	42.81	40.25	36.32	52.94	68.20	-15.26	peak



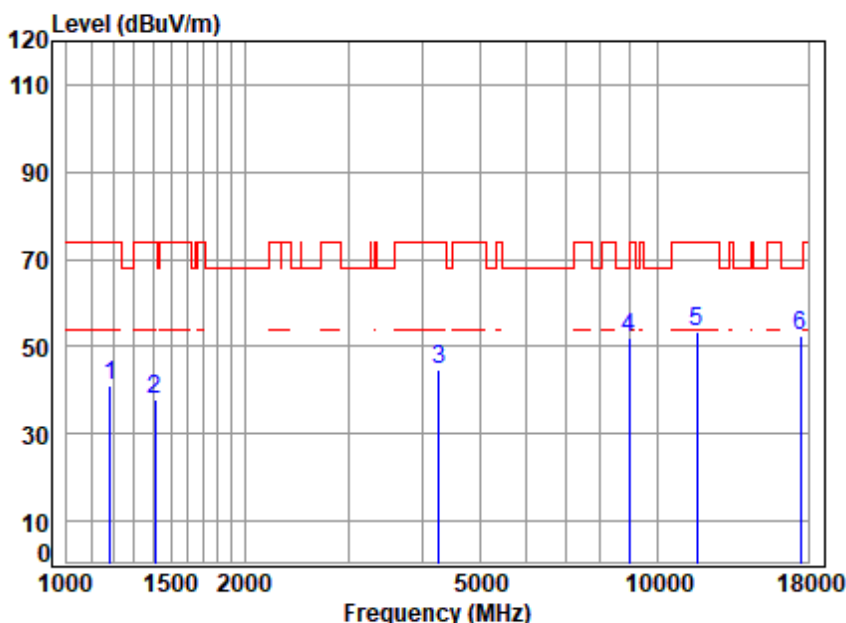
Test Mode: 22; Polarity: Horizontal; Modulation:802.11n; Bandwidth:20MHz; Channel:High



Site : chamber
Condition: 3m HORIZONTAL
Job No : 10866CR
Mode : 5825 TX RSE
Note : 5G WIFI 11N20

	Freq	Cable Loss	Ant Factor	Preamp Factor	Read Level	Level	Limit Line	Over Limit	Remark
	MHz	dB	dB/m	dB	dBuV	dBuV/m	dBuV/m	dB	
1	1242.068	2.84	24.78	39.79	45.72	33.55	68.20	-34.65	peak
2	1625.121	3.37	26.36	40.02	46.16	35.87	74.00	-38.13	peak
3	4169.698	6.45	33.02	41.57	47.08	44.98	74.00	-29.02	peak
4	8319.836	9.86	36.89	40.15	45.25	51.85	74.00	-22.15	peak
5	11650.000	11.82	37.84	37.94	41.56	53.28	74.00	-20.72	peak
6	17475.000	14.02	42.89	40.23	35.89	52.57	68.20	-15.63	peak

Test Mode: 22; Polarity: Vertical; Modulation: 802.11n; Bandwidth: 20MHz; Channel: High



Site : chamber

Condition: 3m VERTICAL

Job No : 10866CR

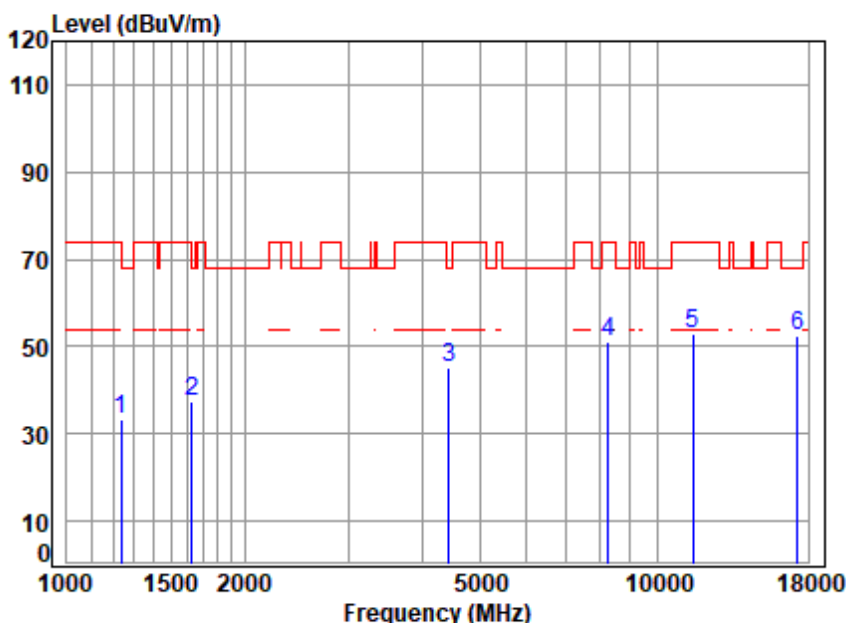
Mode : 5825 TX RSE

Note : 5G WIFI 11N20

	Freq	Cable Loss	Ant Factor	Preamp Factor	Read Level	Level	Limit Line	Over Limit	Remark
	MHz	dB	dB/m	dB	dBuV	dBuV/m	dBuV/m	dB	
1	1185.936	2.74	24.53	39.75	53.70	41.22	74.00	-32.78	peak
2	1410.514	3.12	25.47	39.90	49.26	37.95	74.00	-36.05	peak
3	4267.237	6.54	33.19	41.66	46.87	44.94	74.00	-29.06	peak
4	8943.274	10.28	37.18	38.95	43.42	51.93	68.20	-16.27	peak
5	11650.000	11.82	37.84	37.94	41.89	53.61	74.00	-20.39	peak
6	17475.000	14.02	42.89	40.23	35.63	52.31	68.20	-15.89	peak



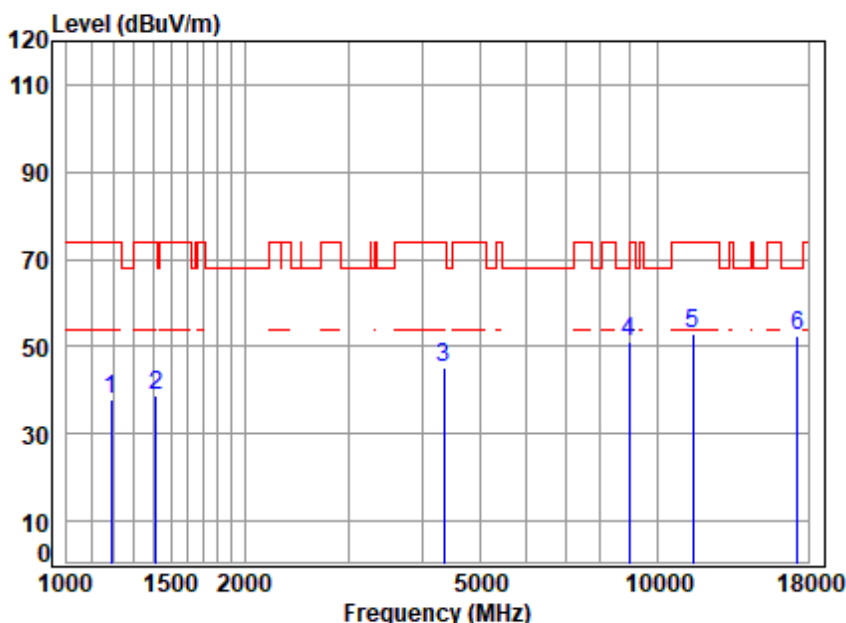
Test Mode: 22; Polarity: Horizontal; Modulation: 802.11n; Bandwidth: 40MHz; Channel: Low



Site : chamber
Condition: 3m HORIZONTAL
Job No : 10866CR
Mode : 5755 TX RSE
Note : 5G WIFI 11N40

	Freq	Cable Loss	Ant Factor	Preamp Factor	Read Level	Level	Limit Line	Over Limit	Remark
	MHz	dB	dB/m	dB	dBuV	dBuV/m	dBuV/m	dB	
1	1238.483	2.83	24.76	39.79	45.58	33.38	74.00	-40.62	peak
2	1629.825	3.37	26.38	40.02	47.85	37.58	68.20	-30.62	peak
3	4443.453	6.71	33.50	41.82	46.74	45.13	68.20	-23.07	peak
4	8248.005	9.76	36.85	40.29	44.92	51.24	74.00	-22.76	peak
5	11510.000	11.64	37.90	37.87	41.27	52.94	74.00	-21.06	peak
6	17265.000	14.08	42.76	40.28	35.76	52.32	68.20	-15.88	peak

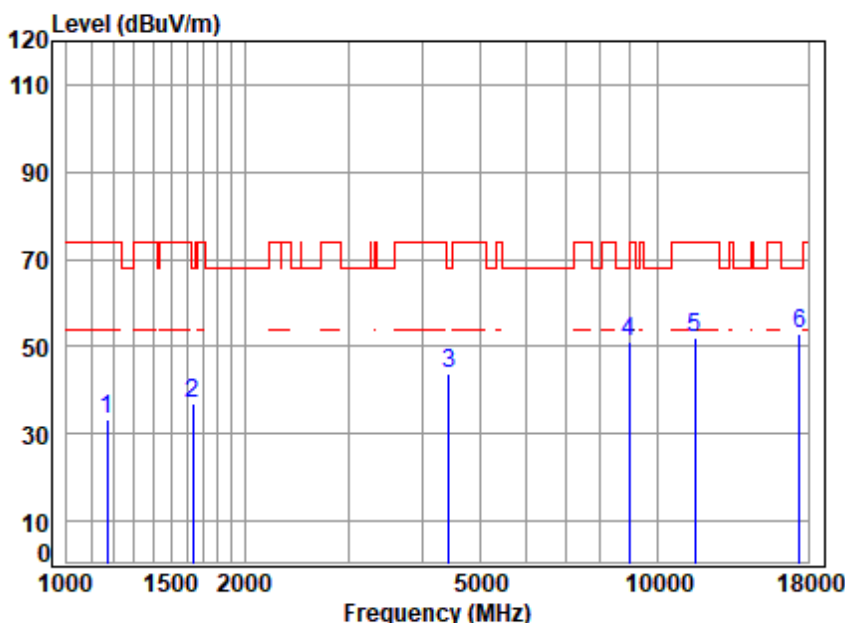
Test Mode: 22; Polarity: Vertical; Modulation: 802.11n; Bandwidth: 40MHz; Channel: Low



Site : chamber
Condition: 3m VERTICAL
Job No : 10866CR
Mode : 5755 TX RSE
Note : 5G WIFI 11N40

	Freq	Cable Loss	Ant Factor	Preamp Factor	Read Level	Level	Limit Line	Over Limit	Remark
	MHz	dB	dB/m	dB	dBuV	dBuV/m	dBuV/m	dB	
1	1189.368	2.74	24.54	39.75	50.33	37.86	74.00	-36.14	peak
2	1414.597	3.13	25.48	39.90	50.29	39.00	74.00	-35.00	peak
3	4354.454	6.63	33.35	41.74	46.84	45.08	74.00	-28.92	peak
4	8943.274	10.28	37.18	38.95	42.75	51.26	68.20	-16.94	peak
5	11510.000	11.64	37.90	37.87	41.12	52.79	74.00	-21.21	peak
6	17265.000	14.08	42.76	40.28	35.90	52.46	68.20	-15.74	peak

Test Mode: 22; Polarity: Horizontal; Modulation: 802.11n; Bandwidth: 40MHz; Channel: High



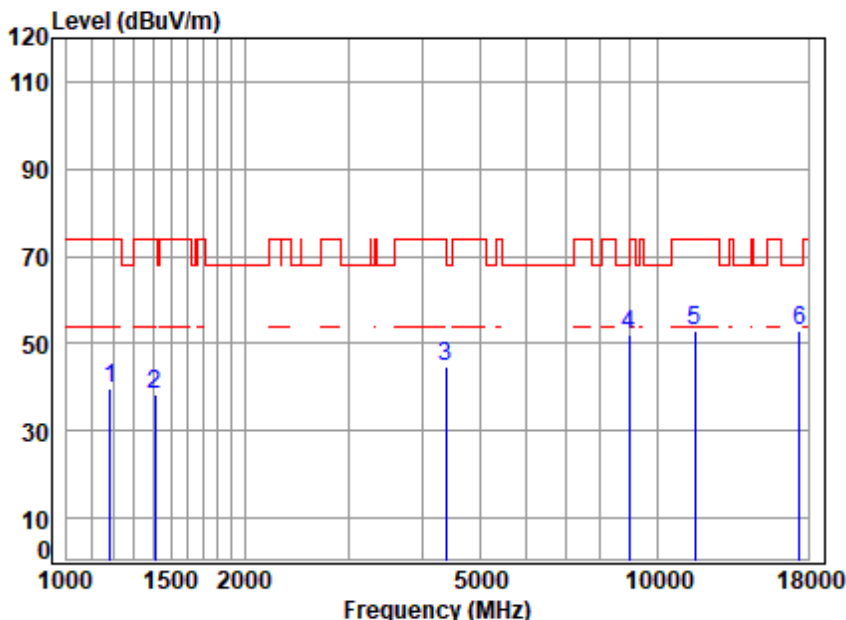
Site : chamber
Condition: 3m HORIZONTAL
Job No : 10866CR
Mode : 5795 TX RSE
Note : 5G WIFI 11N40

	Freq	Cable Loss	Ant Factor	Preamp Factor	Read Level	Level	Limit Line	Over Limit	Remark
	MHz	dB	dB/m	dB	dBuV	dBuV/m	dBuV/m	dB	
1	1168.920	2.71	24.45	39.74	45.82	33.24	74.00	-40.76	peak
2	1634.543	3.38	26.40	40.03	47.31	37.06	68.20	-31.14	peak
3	4443.453	6.71	33.50	41.82	45.59	43.98	68.20	-24.22	peak
4	8969.161	10.29	37.19	38.90	42.38	50.96	68.20	-17.24	peak
5	11590.000	11.74	37.86	37.91	40.18	51.87	74.00	-22.13	peak
6	17385.000	14.05	42.83	40.25	36.24	52.87	68.20	-15.33	peak



Unless otherwise agreed in writing, this document is issued by the Company subject to its General Conditions of Service printed overleaf, available on request or accessible at <http://www.sgs.com/en/Terms-and-Conditions.aspx> and, for electronic format documents, subject to Terms and Conditions for Electronic Documents at <http://www.sgs.com/en/Terms-and-Conditions/Terms-e-Documents.aspx>. Attention is drawn to the limitation of liability, indemnification and jurisdiction issues defined therein. Any holder of this document is advised that information contained hereon reflects the Company's findings at the time of its intervention only and within the limits of Client's instructions, if any. The Company's sole responsibility is to its Client and this document does not exonerate parties to a transaction from exercising all their rights and obligations under the transaction documents. This document cannot be reproduced except in full, without prior written approval of the Company. Any unauthorized alteration, forgery or falsification of the content or appearance of this document is unlawful and offenders may be prosecuted to the fullest extent of the law. Unless otherwise stated the results shown in this test report refer only to the sample(s) tested and such sample(s) are retained for 30 days only.

Test Mode: 22; Polarity: Vertical; Modulation: 802.11n; Bandwidth: 40MHz; Channel: High

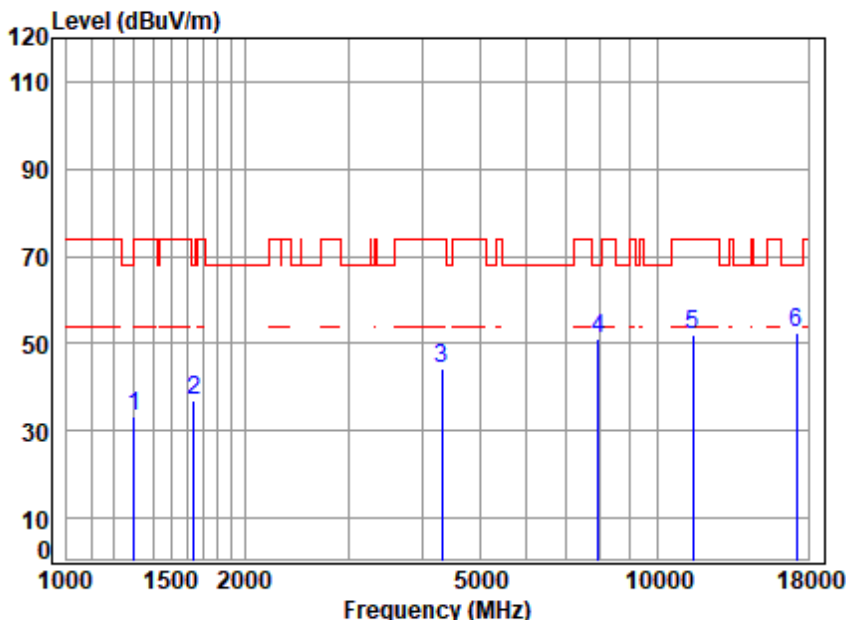


Site : chamber
Condition: 3m VERTICAL
Job No : 10866CR
Mode : 5795 TX RSE
Note : 5G WIFI 11N40

	Freq	Cable Loss	Ant Factor	Preamp Factor	Read Level	Level	Limit Line	Over Limit	Remark
	MHz	dB	dB/m	dB	dBuV	dBuV/m	dBuV/m	dB	
1	1185.936	2.74	24.53	39.75	52.35	39.87	74.00	-34.13	peak
2	1410.514	3.12	25.47	39.90	49.63	38.32	74.00	-35.68	peak
3	4379.699	6.65	33.39	41.77	46.33	44.60	74.00	-29.40	peak
4	8943.274	10.28	37.18	38.95	43.63	52.14	68.20	-16.06	peak
5	11590.000	11.74	37.86	37.91	41.04	52.73	74.00	-21.27	peak
6	17385.000	14.05	42.83	40.25	36.28	52.91	68.20	-15.29	peak



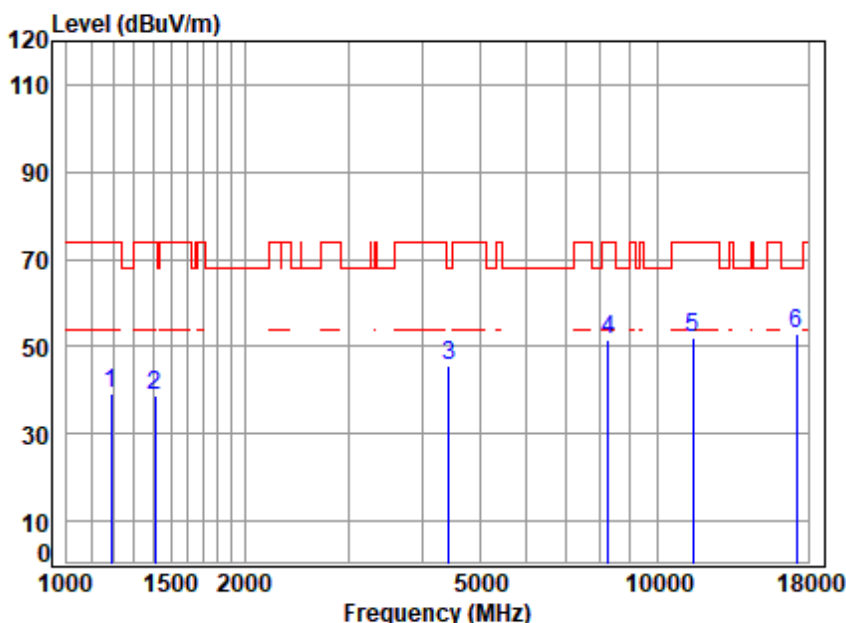
Test Mode: 22; Polarity: Horizontal; Modulation:802.11ac; Bandwidth:20MHz; Channel:Low



Site : chamber
Condition: 3m HORIZONTAL
Job No : 10866CR
Mode : 5745 TX RSE
Note : 5G WIFI 11AC20

	Freq	Cable Loss	Ant Factor	Preamp Factor	Read Level	Level	Limit Line	Over Limit	Remark
	MHz	dB	dB/m	dB	dBuV	dBuV/m	dBuV/m	dB	
1	1300.858	2.94	25.03	39.83	45.32	33.46	74.00	-40.54	peak
2	1639.274	3.38	26.42	40.03	47.24	37.01	68.20	-31.19	peak
3	4316.859	6.59	33.28	41.71	46.17	44.33	74.00	-29.67	peak
4	7943.838	9.38	36.66	40.85	45.80	50.99	68.20	-17.21	peak
5	11490.000	11.62	37.90	37.86	40.36	52.02	74.00	-21.98	peak
6	17235.000	14.09	42.74	40.28	35.91	52.46	68.20	-15.74	peak

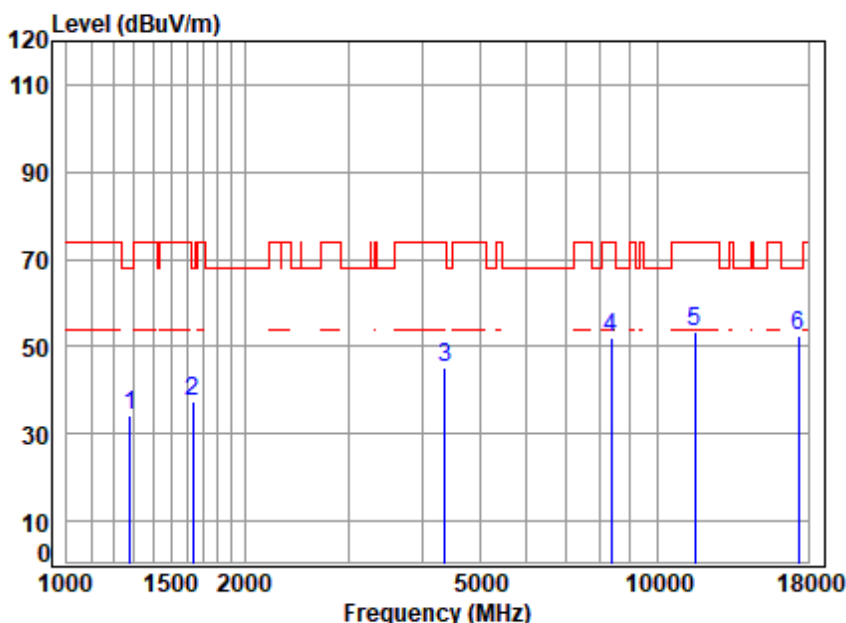
Test Mode: 22; Polarity: Vertical; Modulation:802.11ac; Bandwidth:20MHz; Channel:Low



Site : chamber
Condition: 3m VERTICAL
Job No : 10866CR
Mode : 5745 TX RSE
Note : 5G WIFI 11AC20

	Freq	Cable Loss	Ant Factor	Preamp Factor	Read Level	Level	Limit Line	Over Limit	Remark
	MHz	dB	dB/m	dB	dBuV	dBuV/m	dBuV/m	dB	
1	1189.368	2.74	24.54	39.75	51.50	39.03	74.00	-34.97	peak
2	1410.514	3.12	25.47	39.90	49.91	38.60	74.00	-35.40	peak
3	4430.628	6.70	33.48	41.81	47.04	45.41	68.20	-22.79	peak
4	8271.880	9.79	36.87	40.25	44.99	51.40	74.00	-22.60	peak
5	11490.000	11.62	37.90	37.86	40.30	51.96	74.00	-22.04	peak
6	17235.000	14.09	42.74	40.28	36.43	52.98	68.20	-15.22	peak

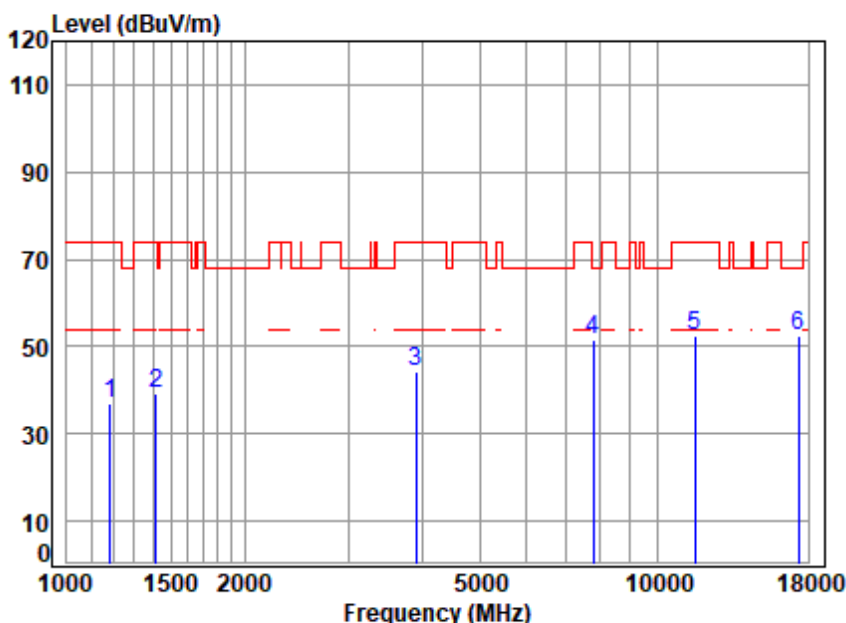
Test Mode: 22; Polarity: Horizontal; Modulation:802.11ac; Bandwidth:20MHz; Channel:middle



Site : chamber
Condition: 3m HORIZONTAL
Job No : 10866CR
Mode : 5785 TX RSE
Note : 5G WIFI 11AC20

	Freq	Cable Loss	Ant Factor	Preamp Factor	Read Level	Level	Limit	Over Limit	Remark
	MHz	dB	dB/m	dB	dBuV	dBuV/m	dBuV/m	dB	
1	1282.193	2.91	24.95	39.82	46.30	34.34	68.20	-33.86	peak
2	1634.543	3.38	26.40	40.03	47.52	37.27	68.20	-30.93	peak
3	4367.058	6.64	33.37	41.75	46.69	44.95	74.00	-29.05	peak
4	8368.069	9.92	36.92	40.05	45.27	52.06	74.00	-21.94	peak
5	11570.000	11.72	37.87	37.90	41.51	53.20	74.00	-20.80	peak
6	17355.000	14.06	42.81	40.25	35.87	52.49	68.20	-15.71	peak

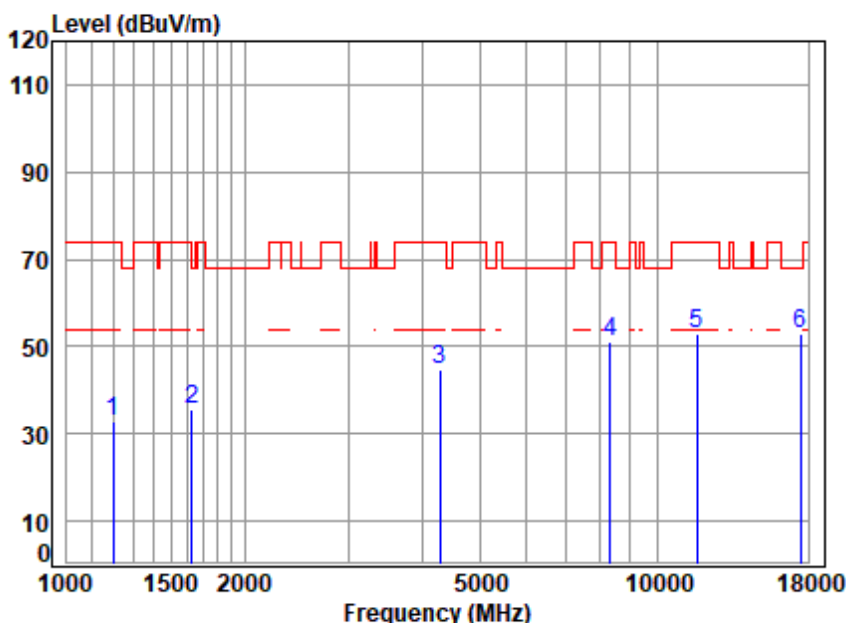
Test Mode: 22; Polarity: Vertical; Modulation: 802.11ac; Bandwidth: 20MHz; Channel: middle



Site : chamber
Condition: 3m VERTICAL
Job No : 10866CR
Mode : 5785 TX RSE
Note : 5G WIFI 11AC20

	Freq	Cable Loss	Ant Factor	Preamplifier Factor	Read Level	Level	Limit Line	Over Limit	Remark
	MHz	dB	dB/m	dB	dBuV	dBuV/m	dBuV/m	dB	
1	1185.936	2.74	24.53	39.75	49.65	37.17	74.00	-36.83	peak
2	1414.597	3.13	25.48	39.90	50.70	39.41	74.00	-34.59	peak
3	3901.516	6.14	32.51	41.34	46.97	44.28	74.00	-29.72	peak
4	7784.729	9.25	36.53	40.98	46.98	51.78	68.20	-16.42	peak
5	11570.000	11.72	37.87	37.90	40.88	52.57	74.00	-21.43	peak
6	17355.000	14.06	42.81	40.25	36.01	52.63	68.20	-15.57	peak

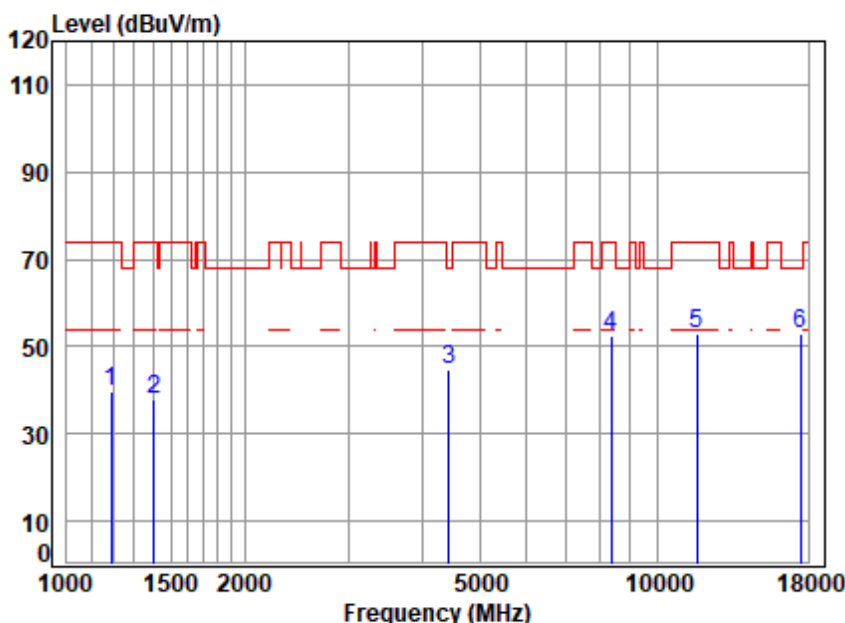
Test Mode: 22; Polarity: Horizontal; Modulation:802.11ac; Bandwidth:20MHz; Channel:High



Site : chamber
Condition: 3m HORIZONTAL
Job No : 10866CR
Mode : 5825 TX RSE
Note : 5G WIFI 11AC20

	Freq	Cable Loss	Ant Factor	Preamp Factor	Read Level	Level	Limit Line	Over Limit	Remark
	MHz	dB	dB/m	dB	dBuV	dBuV/m	dBuV/m	dB	
1	1196.264	2.76	24.57	39.76	45.48	33.05	74.00	-40.95	peak
2	1629.825	3.37	26.38	40.02	46.03	35.76	68.20	-32.44	peak
3	4279.589	6.56	33.22	41.67	46.73	44.84	74.00	-29.16	peak
4	8319.836	9.86	36.89	40.15	44.53	51.13	74.00	-22.87	peak
5	11650.000	11.82	37.84	37.94	41.15	52.87	74.00	-21.13	peak
6	17475.000	14.02	42.89	40.23	36.25	52.93	68.20	-15.27	peak

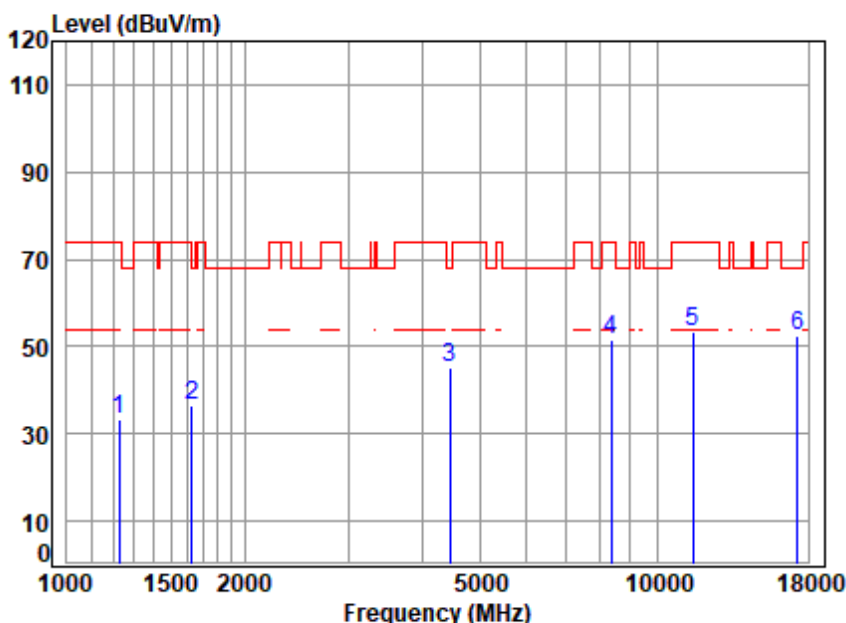
Test Mode: 22; Polarity: Vertical; Modulation: 802.11ac; Bandwidth: 20MHz; Channel: High



Site : chamber
Condition: 3m VERTICAL
Job No : 10866CR
Mode : 5825 TX RSE
Note : 5G WIFI 11AC20

	Freq	Cable Loss	Ant Factor	Preamplifier Factor	Read Level	Level	Limit Line	Over Limit	Remark
	MHz	dB	dB/m	dB	dBuV	dBuV/m	dBuV/m	dB	
1	1189.368	2.74	24.54	39.75	52.04	39.57	74.00	-34.43	peak
2	1406.443	3.12	25.45	39.90	49.36	38.03	74.00	-35.97	peak
3	4430.628	6.70	33.48	41.81	46.32	44.69	68.20	-23.51	peak
4	8343.918	9.89	36.91	40.10	45.54	52.24	74.00	-21.76	peak
5	11650.000	11.82	37.84	37.94	41.28	53.00	74.00	-21.00	peak
6	17475.000	14.02	42.89	40.23	36.27	52.95	68.20	-15.25	peak

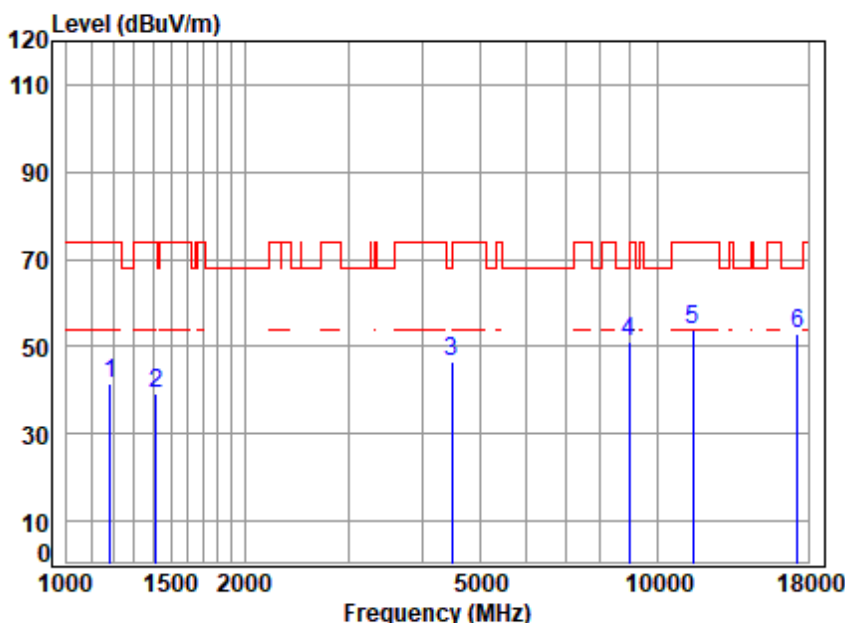
Test Mode: 22; Polarity: Horizontal; Modulation:802.11ac; Bandwidth:40MHz; Channel:Low



Site : chamber
Condition: 3m HORIZONTAL
Job No : 10866CR
Mode : 5755 TX RSE
Note : 5G WIFI 11AC40

	Freq	Cable Loss	Ant Factor	Preamp Factor	Read Level	Level	Limit Line	Over Limit	Remark
	MHz	dB	dB/m	dB	dBuV	dBuV/m	dBuV/m	dB	
1	1227.791	2.82	24.71	39.78	45.64	33.39	74.00	-40.61	peak
2	1629.825	3.37	26.38	40.02	46.80	36.53	68.20	-31.67	peak
3	4456.315	6.72	33.53	41.84	46.54	44.95	68.20	-23.25	peak
4	8343.918	9.89	36.91	40.10	44.95	51.65	74.00	-22.35	peak
5	11510.000	11.64	37.90	37.87	41.80	53.47	74.00	-20.53	peak
6	17265.000	14.08	42.76	40.28	35.89	52.45	68.20	-15.75	peak

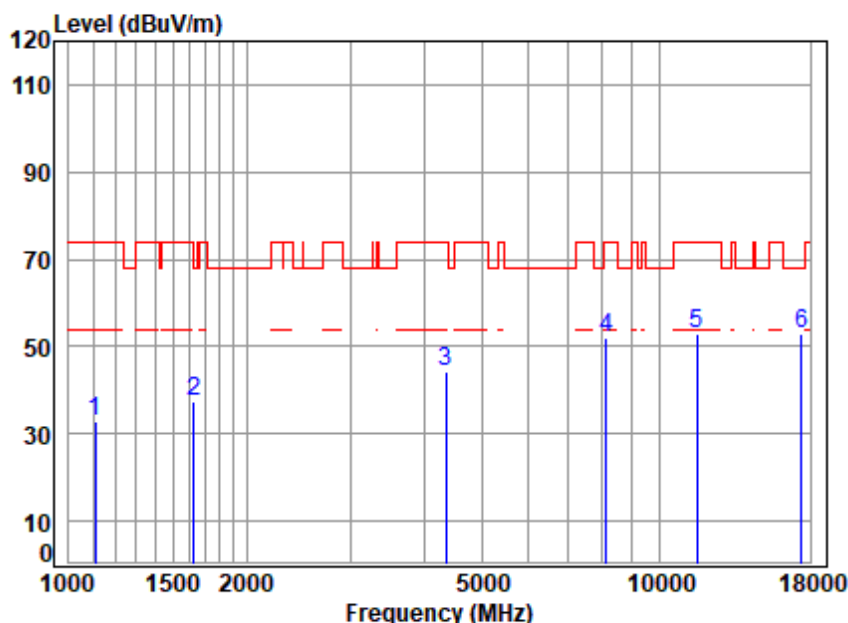
Test Mode: 22; Polarity: Vertical; Modulation: 802.11ac; Bandwidth: 40MHz; Channel: Low



Site : chamber
Condition: 3m VERTICAL
Job No : 10866CR
Mode : 5755 TX RSE
Note : 5G WIFI 11AC40

	Freq	Cable Loss	Ant Factor	Preamplifier Factor	Read Level	Level	Limit Line	Over Limit	Remark
	MHz	dB	dB/m	dB	dBuV	dBuV/m	dBuV/m	dB	
1	1185.936	2.74	24.53	39.75	53.90	41.42	74.00	-32.58	peak
2	1414.597	3.13	25.48	39.90	50.49	39.20	74.00	-34.80	peak
3	4495.125	6.76	33.59	41.87	47.86	46.34	68.20	-21.86	peak
4	8943.274	10.28	37.18	38.95	42.69	51.20	68.20	-17.00	peak
5	11510.000	11.64	37.90	37.87	42.26	53.93	74.00	-20.07	peak
6	17265.000	14.08	42.76	40.28	36.24	52.80	68.20	-15.40	peak

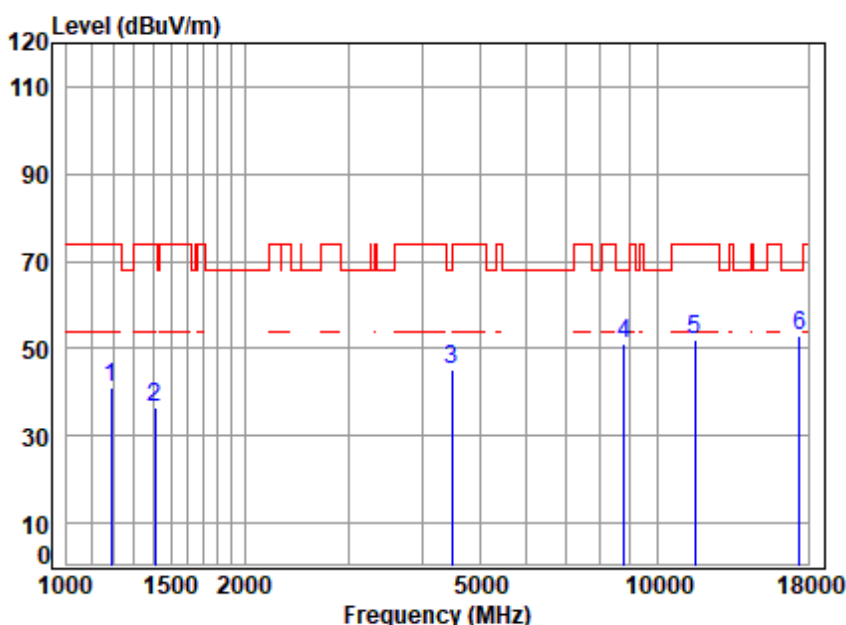
Test Mode: 22; Polarity: Horizontal; Modulation:802.11ac; Bandwidth:40MHz; Channel:High



Site : chamber
Condition: 3m HORIZONTAL
Job No : 10866CR
Mode : 5795 TX RSE
Note : 5G WIFI 11AC40

	Freq	Cable Loss	Ant Factor	Preamp Factor	Read Level	Level	Limit Line	Over Limit	Remark
	MHz	dB	dB/m	dB	dBuV	dBuV/m	dBuV/m	dB	
1	1109.660	2.59	24.16	39.69	45.64	32.70	74.00	-41.30	peak
2	1629.825	3.37	26.38	40.02	47.91	37.64	68.20	-30.56	peak
3	4354.454	6.63	33.35	41.74	46.11	44.35	74.00	-29.65	peak
4	8129.664	9.60	36.78	40.53	45.95	51.80	74.00	-22.20	peak
5	11590.000	11.74	37.86	37.91	41.46	53.15	74.00	-20.85	peak
6	17385.000	14.05	42.83	40.25	36.51	53.14	68.20	-15.06	peak

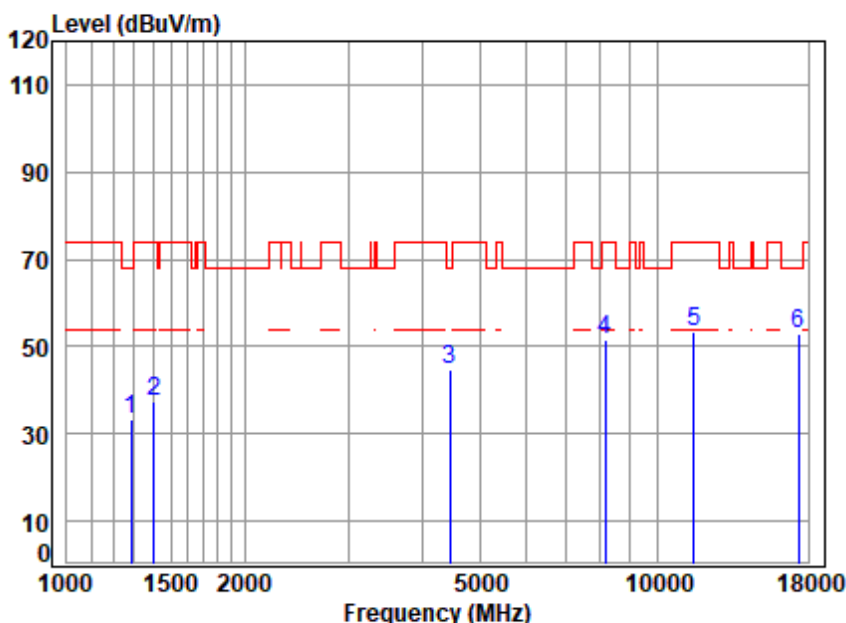
Test Mode: 22; Polarity: Vertical; Modulation: 802.11ac; Bandwidth: 40MHz; Channel: High



Site : chamber
Condition: 3m VERTICAL
Job No : 10866CR
Mode : 5795 TX RSE
Note : 5G WIFI 11AC40

	Freq	Cable Loss	Ant Factor	Preamp Factor	Read Level	Level	Limit Line	Over Limit	Remark
	MHz	dB	dB/m	dB	dBuV	dBuV/m	dBuV/m	dB	
1	1189.368	2.74	24.54	39.75	53.31	40.84	74.00	-33.16	peak
2	1410.514	3.12	25.47	39.90	47.93	36.62	74.00	-37.38	peak
3	4495.125	6.76	33.59	41.87	46.47	44.95	68.20	-23.25	peak
4	8789.516	10.22	37.12	39.24	43.07	51.17	68.20	-17.03	peak
5	11590.000	11.74	37.86	37.91	40.41	52.10	74.00	-21.90	peak
6	17385.000	14.05	42.83	40.25	36.40	53.03	68.20	-15.17	peak

Test Mode: 22; Polarity: Horizontal; Modulation:802.11ac; Bandwidth:80MHz; Channel:middle



Site : chamber
Condition: 3m HORIZONTAL
Job No : 10866CR
Mode : 5775 TX RSE
Note : 5G WIFI 11AC80

	Freq	Cable Loss	Ant Factor	Preamp Factor	Read Level	Level	Limit Line	Over Limit	Remark
	MHz	dB	dB/m	dB	dBuV	dBuV/m	dBuV/m	dB	
1	1285.904	2.92	24.96	39.82	45.16	33.22	68.20	-34.98	peak
2	1406.443	3.12	25.45	39.90	48.68	37.35	74.00	-36.65	peak
3	4456.315	6.72	33.53	41.84	46.31	44.72	68.20	-23.48	peak
4	8153.195	9.63	36.79	40.49	45.69	51.62	74.00	-22.38	peak
5	11550.000	11.69	37.88	37.89	41.74	53.42	74.00	-20.58	peak
6	17325.000	14.07	42.80	40.26	36.10	52.71	68.20	-15.49	peak

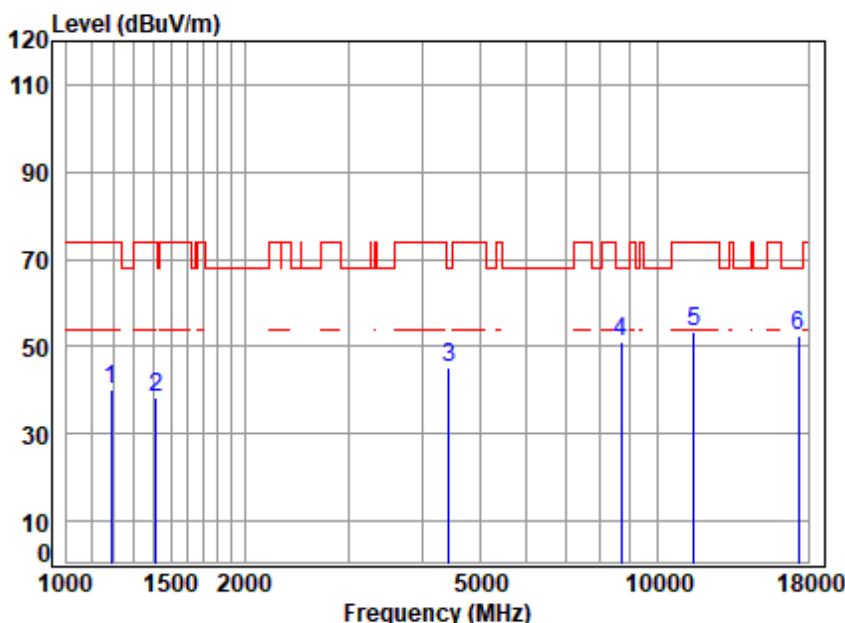


Unless otherwise agreed in writing, this document is issued by the Company subject to its General Conditions of Service printed overleaf, available on request or accessible at <http://www.sgs.com/en/Terms-and-Conditions.aspx> and, for electronic format documents, subject to Terms and Conditions for Electronic Documents at <http://www.sgs.com/en/Terms-and-Conditions/Terms-e-Documents.aspx>. Attention is drawn to the limitation of liability, indemnification and jurisdiction issues defined therein. Any holder of this document is advised that information contained hereon reflects the Company's findings at the time of its intervention only and within the limits of Client's instructions, if any. The Company's sole responsibility is to its Client and this document does not exonerate parties to a transaction from exercising all their rights and obligations under the transaction documents. This document cannot be reproduced except in full, without prior written approval of the Company. Any unauthorized alteration, forgery or falsification of the content or appearance of this document is unlawful and offenders may be prosecuted to the fullest extent of the law. Unless otherwise stated the results shown in this test report refer only to the sample(s) tested and such sample(s) are retained for 30 days only.

SGS-CSTC Standards Technical Services Co., Ltd.
Shenzhen Branch

No.1 Workshop, M-10, Middle Section, Science & Technology Park, Shenzhen, China 518057 t (86-755) 26012053 f (86-755) 26710594 www.sgs.com.cn
中国·深圳·科技园中区M-10栋一号厂房 邮编: 518057 t (86-755) 26012053 f (86-755) 26710594 sgs.china@sgs.com

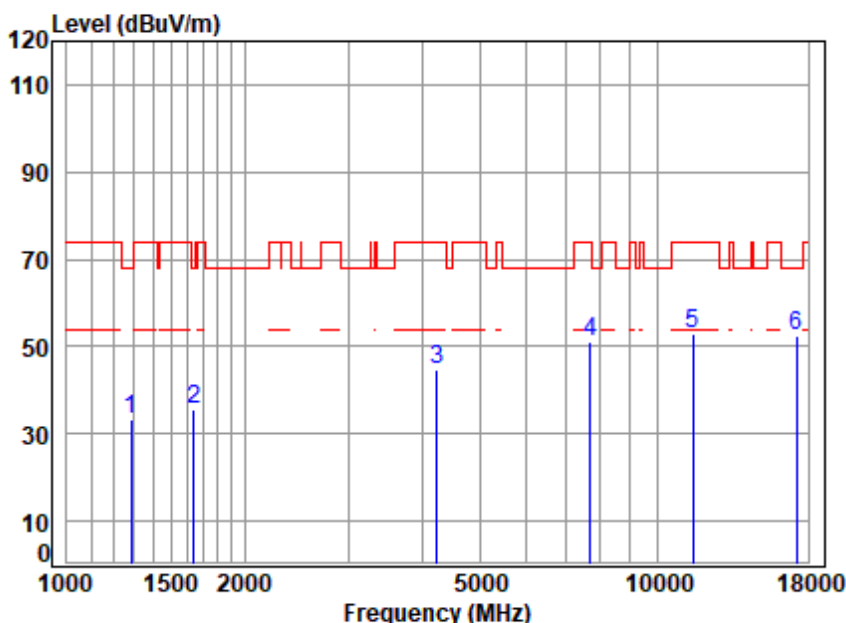
Test Mode: 22; Polarity: Vertical; Modulation:802.11ac; Bandwidth:80MHz; Channel:middle



Site : chamber
Condition: 3m VERTICAL
Job No : 10866CR
Mode : 5775 TX RSE
Note : 5G WIFI 11AC80

	Freq	Cable Loss	Ant Factor	Preamplifier Factor	Read Level	Level	Limit Line	Over Limit	Remark
	MHz	dB	dB/m	dB	dBuV	dBuV/m	dBuV/m	dB	
1	1189.368	2.74	24.54	39.75	52.43	39.96	74.00	-34.04	peak
2	1414.597	3.13	25.48	39.90	49.56	38.27	74.00	-35.73	peak
3	4430.628	6.70	33.48	41.81	46.99	45.36	68.20	-22.84	peak
4	8688.480	10.18	37.08	39.43	43.30	51.13	68.20	-17.07	peak
5	11550.000	11.69	37.88	37.89	41.59	53.27	74.00	-20.73	peak
6	17325.000	14.07	42.80	40.26	35.91	52.52	68.20	-15.68	peak

Test Mode: 22; Polarity: Horizontal; Bandwidth:20MHz; Channel:Low

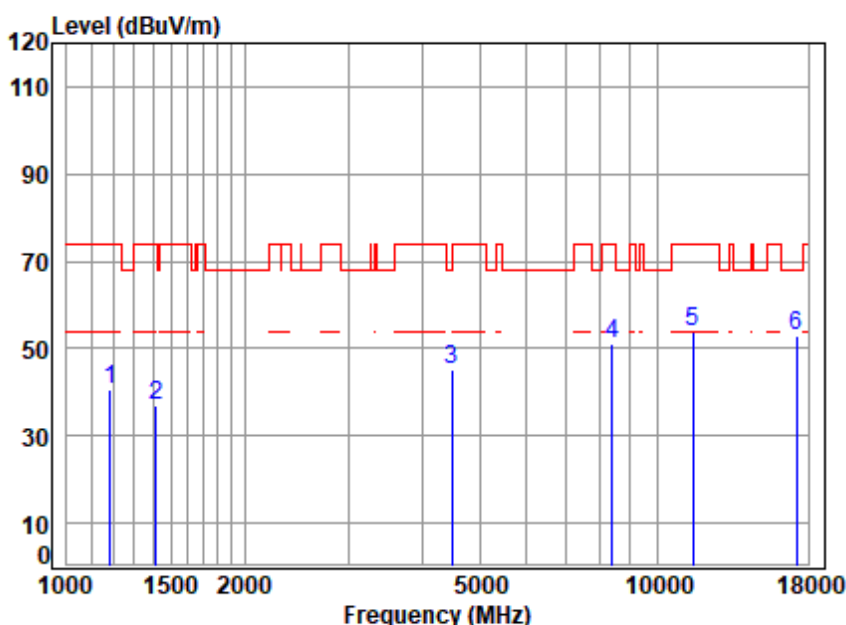


Site : chamber
Condition: 3m HORIZONTAL
Job No : 10866CR
Mode : 5745 TX RSE
Note : 5G WIFI 11AX20

	Freq	Cable Loss	Ant Factor	Preamplifier Factor	Read Level	Level	Limit Line	Over Limit	Remark
	MHz	dB	dB/m	dB	dBuV	dBuV/m	dBuV/m	dB	
1	1285.904	2.92	24.96	39.82	45.47	33.53	68.20	-34.67	peak
2	1639.274	3.38	26.42	40.03	45.94	35.71	68.20	-32.49	peak
3	4230.396	6.51	33.13	41.63	46.86	44.87	74.00	-29.13	peak
4	7695.244	9.17	36.46	41.06	46.57	51.14	74.00	-22.86	peak
5	11490.000	11.62	37.90	37.86	41.09	52.75	74.00	-21.25	peak
6	17235.000	14.09	42.74	40.28	36.03	52.58	68.20	-15.62	peak



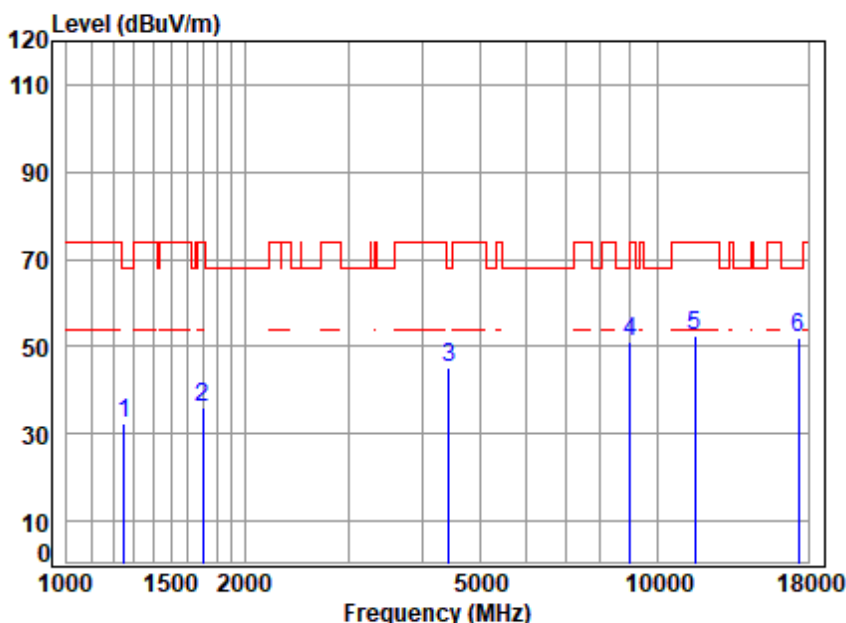
Test Mode: 22; Polarity: Vertical; Bandwidth:20MHz; Channel:Low



Site : chamber
Condition: 3m VERTICAL
Job No : 10866CR
Mode : 5745 TX RSE
Note : 5G WIFI 11AX20

	Freq	Cable Loss	Ant Factor	Preamp Factor	Read Level	Level	Limit Line	Over Limit	Remark
	MHz	dB	dB/m	dB	dBuV	dBuV/m	dBuV/m	dB	
1	1185.936	2.74	24.53	39.75	52.99	40.51	74.00	-33.49	peak
2	1414.597	3.13	25.48	39.90	48.08	36.79	74.00	-37.21	peak
3	4495.125	6.76	33.59	41.87	46.51	44.99	68.20	-23.21	peak
4	8392.292	9.96	36.94	40.01	44.22	51.11	74.00	-22.89	peak
5	11490.000	11.62	37.90	37.86	42.02	53.68	74.00	-20.32	peak
6	17235.000	14.09	42.74	40.28	36.59	53.14	68.20	-15.06	peak

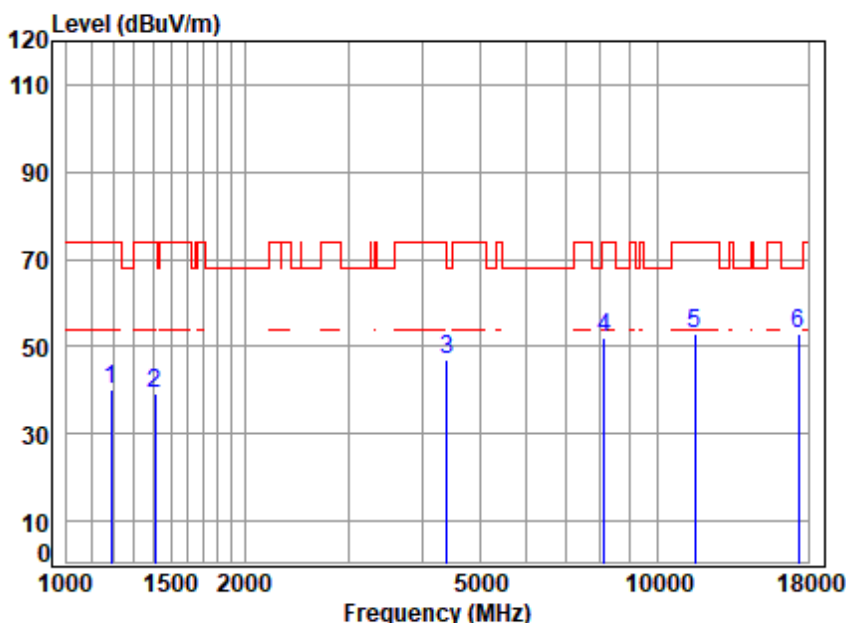
Test Mode: 22; Polarity: Horizontal; Bandwidth:20MHz; Channel:middle



Site : chamber
Condition: 3m HORIZONTAL
Job No : 10866CR
Mode : 5785 TX RSE
Note : 5G WIFI 11AC20

	Freq	Cable Loss	Ant Factor	Preamplifier Factor	Read Level	Level	Limit Line	Over Limit	Remark
	MHz	dB	dB/m	dB	dBuV	dBuV/m	dBuV/m	dB	
1	1249.269	2.85	24.81	39.79	44.47	32.34	68.20	-35.86	peak
2	1697.129	3.43	26.66	40.06	46.17	36.20	74.00	-37.80	peak
3	4430.628	6.70	33.48	41.81	46.97	45.34	68.20	-22.86	peak
4	8995.123	10.30	37.20	38.86	42.69	51.33	68.20	-16.87	peak
5	11570.000	11.72	37.87	37.90	40.63	52.32	74.00	-21.68	peak
6	17355.000	14.06	42.81	40.25	35.62	52.24	68.20	-15.96	peak

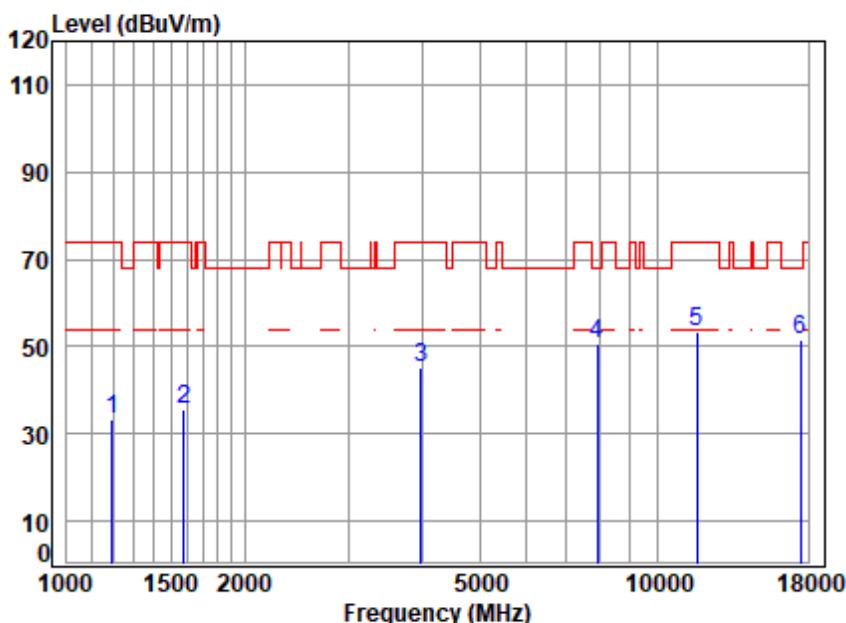
Test Mode: 22; Polarity: Vertical; Bandwidth:20MHz; Channel:middle



Site : chamber
Condition: 3m VERTICAL
Job No : 10866CR
Mode : 5785 TX RSE
Note : 5G WIFI 11AX20

	Freq	Cable Loss	Ant Factor	Preamp Factor	Read Level	Level	Limit Line	Over Limit	Remark
	MHz	dB	dB/m	dB	dBuV	dBuV/m	dBuV/m	dB	
1	1189.368	2.74	24.54	39.75	52.84	40.37	74.00	-33.63	peak
2	1410.514	3.12	25.47	39.90	50.44	39.13	74.00	-34.87	peak
3	4405.090	6.67	33.44	41.79	48.48	46.80	68.20	-21.40	peak
4	8129.664	9.60	36.78	40.53	45.94	51.79	74.00	-22.21	peak
5	11570.000	11.72	37.87	37.90	41.03	52.72	74.00	-21.28	peak
6	17355.000	14.06	42.81	40.25	36.47	53.09	68.20	-15.11	peak

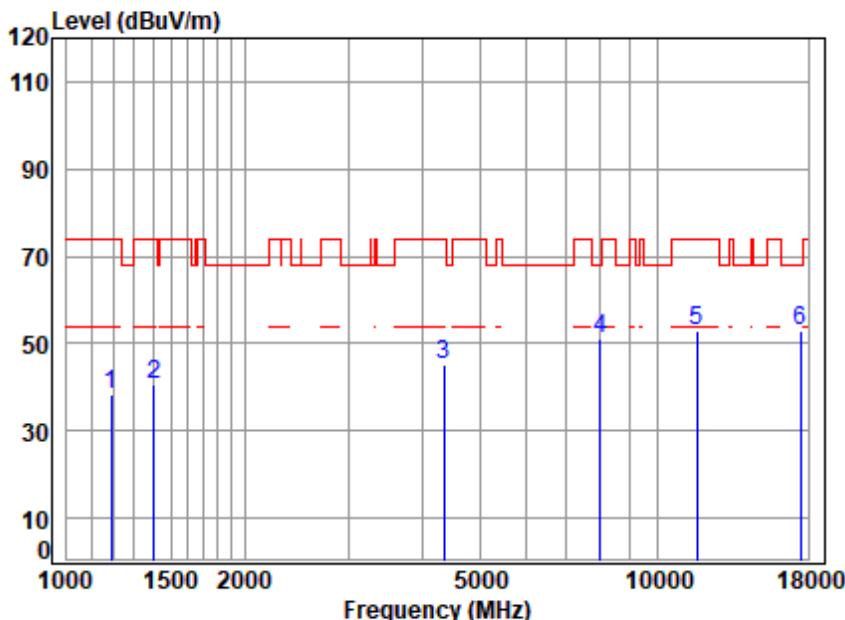
Test Mode: 22; Polarity: Horizontal; Bandwidth:20MHz; Channel:High



Site : chamber
Condition: 3m HORIZONTAL
Job No : 10866CR
Mode : 5825 TX RSE
Note : 5G WIFI 11AX20

	Freq	Cable Loss	Ant Factor	Preamp Factor	Read Level	Level	Limit Line	Over Limit	Remark
	MHz	dB	dB/m	dB	dBuV	dBuV/m	dBuV/m	dB	
1	1192.811	2.75	24.56	39.75	45.87	33.43	74.00	-40.57	peak
2	1578.822	3.33	26.16	40.00	45.95	35.44	74.00	-38.56	peak
3	3981.257	6.25	32.66	41.39	47.76	45.28	74.00	-28.72	peak
4	7898.049	9.34	36.62	40.89	45.68	50.75	68.20	-17.45	peak
5	11650.000	11.82	37.84	37.94	41.62	53.34	74.00	-20.66	peak
6	17475.000	14.02	42.89	40.23	35.01	51.69	68.20	-16.51	peak

Test Mode: 22; Polarity: Vertical; Bandwidth:20MHz; Channel:High

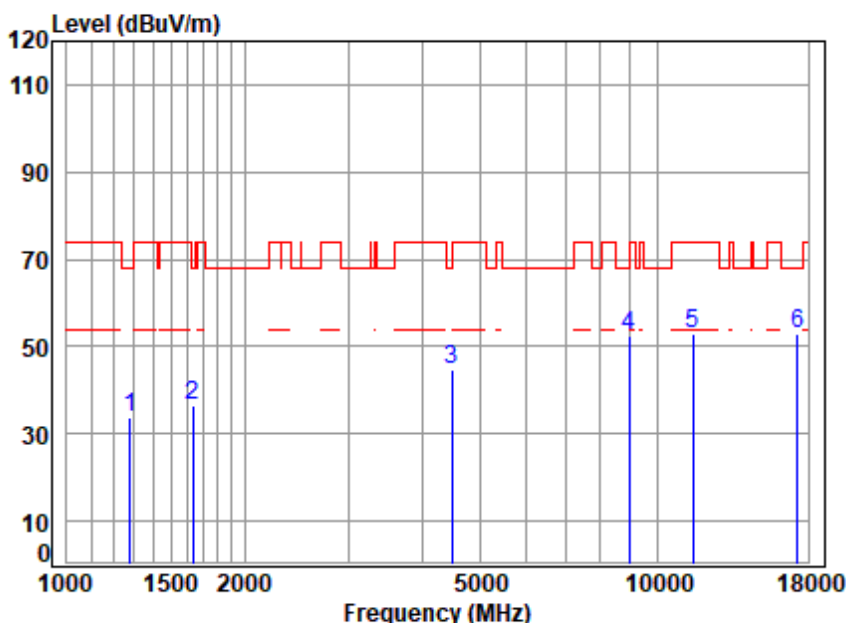


Site : chamber
Condition: 3m VERTICAL
Job No : 10866CR
Mode : 5825 TX RSE
Note : 5G WIFI 11AX20

	Freq	Cable Loss	Ant Factor	Preamp Factor	Read Level	Level	Limit Line	Over Limit	Remark
	MHz	dB	dB/m	dB	dBuV	dBuV/m	dBuV/m	dB	
1	1189.368	2.74	24.54	39.75	50.76	38.29	74.00	-35.71	peak
2	1406.443	3.12	25.45	39.90	52.07	40.74	74.00	-33.26	peak
3	4354.454	6.63	33.35	41.74	46.89	45.13	74.00	-28.87	peak
4	8013.020	9.44	36.71	40.77	45.71	51.09	68.20	-17.11	peak
5	11650.000	11.82	37.84	37.94	41.10	52.82	74.00	-21.18	peak
6	17475.000	14.02	42.89	40.23	36.16	52.84	68.20	-15.36	peak



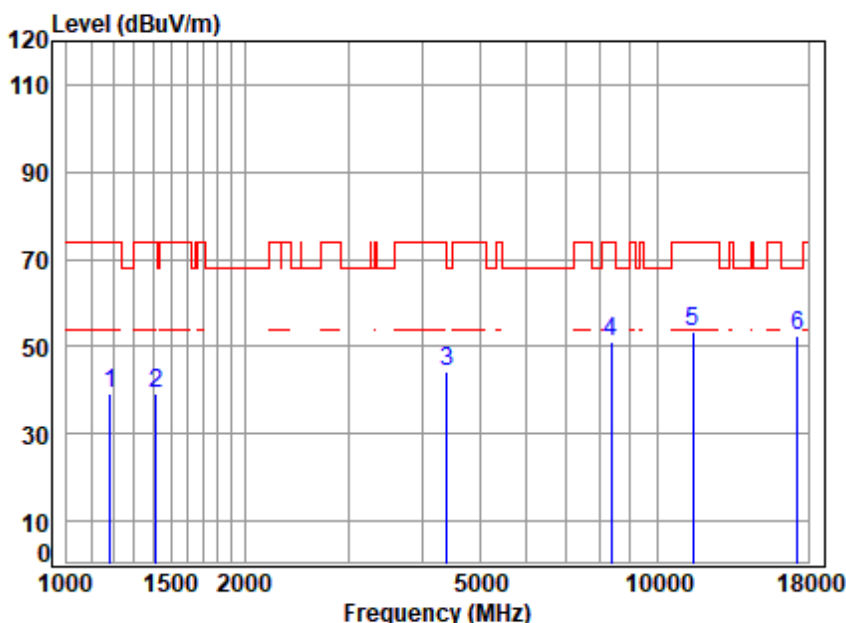
Test Mode: 22; Polarity: Horizontal; Bandwidth:40MHz; Channel:Low



Site : chamber
Condition: 3m HORIZONTAL
Job No : 10866CR
Mode : 5755 TX RSE
Note : 5G WIFI 11AX40

	Freq	Cable Loss	Ant Factor	Preamp Factor	Read Level	Level	Limit Line	Over Limit	Remark
	MHz	dB	dB/m	dB	dBuV	dBuV/m	dBuV/m	dB	
1	1278.492	2.91	24.93	39.81	45.83	33.86	68.20	-34.34	peak
2	1634.543	3.38	26.40	40.03	46.66	36.41	68.20	-31.79	peak
3	4482.150	6.74	33.57	41.86	46.30	44.75	68.20	-23.45	peak
4	8969.161	10.29	37.19	38.90	43.93	52.51	68.20	-15.69	peak
5	11510.000	11.64	37.90	37.87	41.31	52.98	74.00	-21.02	peak
6	17265.000	14.08	42.76	40.28	36.43	52.99	68.20	-15.21	peak

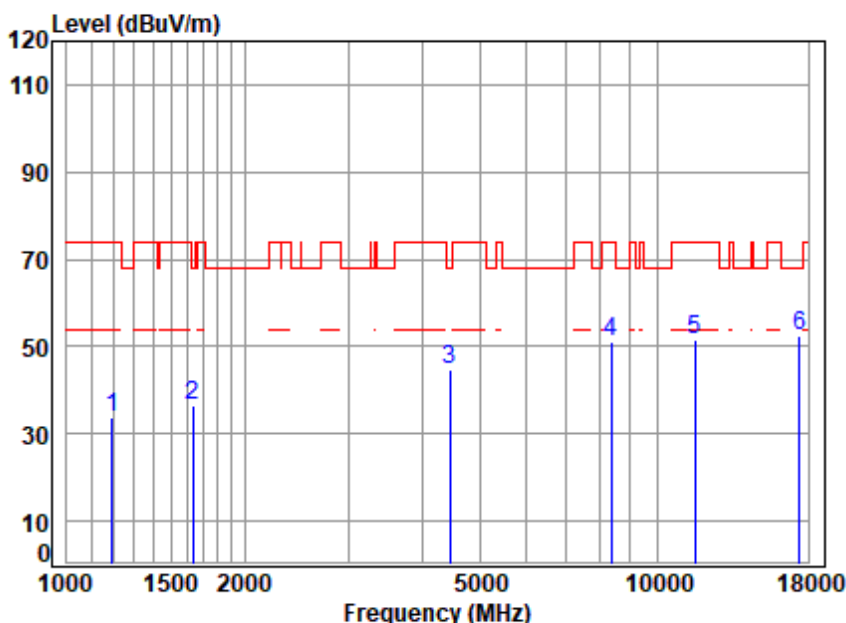
Test Mode: 22; Polarity: Vertical; Bandwidth:40MHz; Channel:Low



Site : chamber
Condition: 3m VERTICAL
Job No : 10866CR
Mode : 5755 TX RSE
Note : 5G WIFI 11AX40

	Freq	Cable Loss	Ant Factor	Preamp Factor	Read Level	Level	Limit Line	Over Limit	Remark
	MHz	dB	dB/m	dB	dBuV	dBuV/m	dBuV/m	dB	
1	1185.936	2.74	24.53	39.75	51.79	39.31	74.00	-34.69	peak
2	1414.597	3.13	25.48	39.90	50.53	39.24	74.00	-34.76	peak
3	4405.090	6.67	33.44	41.79	45.92	44.24	68.20	-23.96	peak
4	8368.069	9.92	36.92	40.05	44.16	50.95	74.00	-23.05	peak
5	11510.000	11.64	37.90	37.87	41.77	53.44	74.00	-20.56	peak
6	17265.000	14.08	42.76	40.28	35.99	52.55	68.20	-15.65	peak

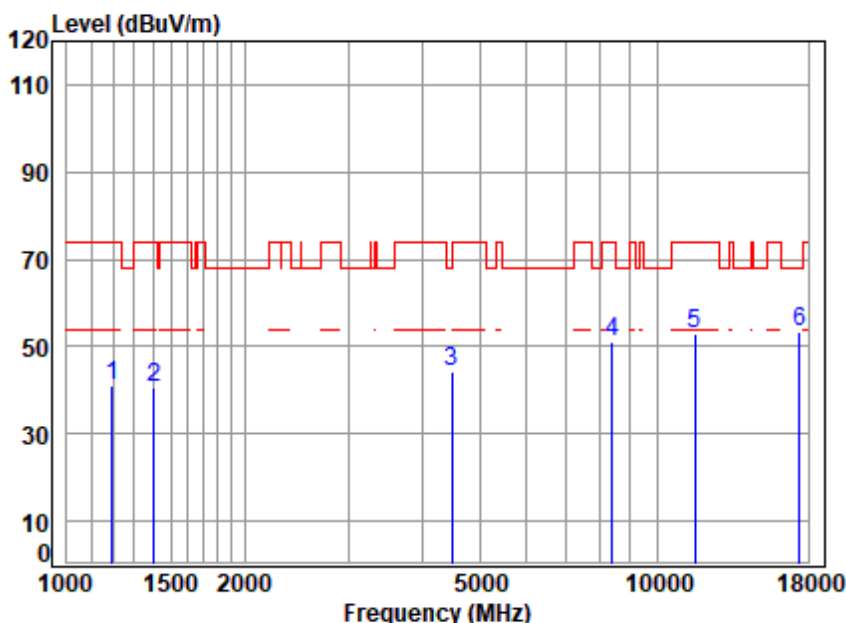
Test Mode: 22; Polarity: Horizontal; Bandwidth:40MHz; Channel:High



Site : chamber
Condition: 3m HORIZONTAL
Job No : 10866CR
Mode : 5795 TX RSE
Note : 5G WIFI 11AX40

	Freq	Cable Loss	Ant Factor	Preamplifier Factor	Read Level	Level	Limit Line	Over Limit	Remark
	MHz	dB	dB/m	dB	dBuV	dBuV/m	dBuV/m	dB	
1	1192.811	2.75	24.56	39.75	46.30	33.86	74.00	-40.14	peak
2	1634.543	3.38	26.40	40.03	46.87	36.62	68.20	-31.58	peak
3	4456.315	6.72	33.53	41.84	46.19	44.60	68.20	-23.60	peak
4	8368.069	9.92	36.92	40.05	44.27	51.06	74.00	-22.94	peak
5	11590.000	11.74	37.86	37.91	39.81	51.50	74.00	-22.50	peak
6	17385.000	14.05	42.83	40.25	35.75	52.38	68.20	-15.82	peak

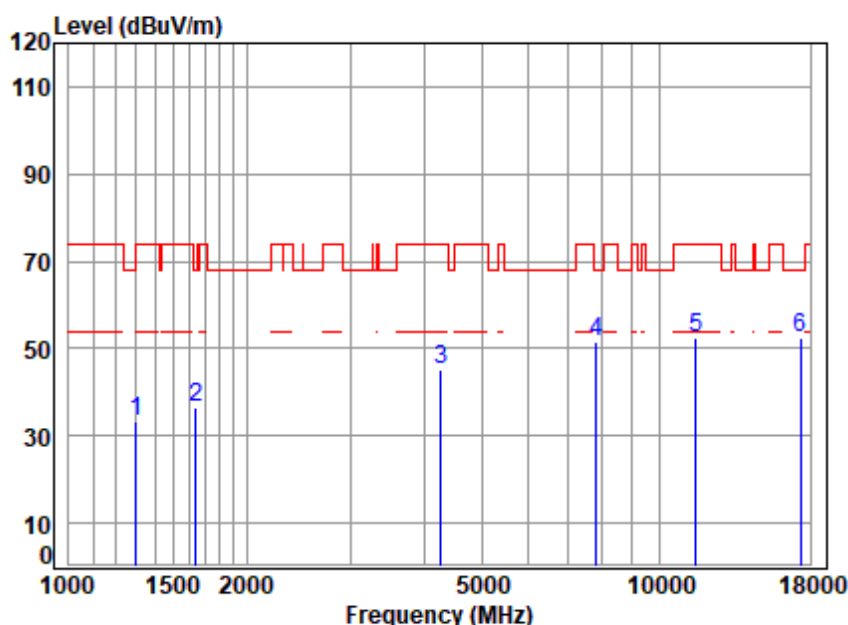
Test Mode: 22; Polarity: Vertical; Bandwidth:40MHz; Channel:High



Site : chamber
Condition: 3m VERTICAL
Job No : 10866CR
Mode : 5795 TX RSE
Note : 5G WIFI 11AX40

	Freq	Cable Loss	Ant Factor	Preamp Factor	Read Level	Level	Limit Line	Over Limit	Remark
	MHz	dB	dB/m	dB	dBuV	dBuV/m	dBuV/m	dB	
1	1192.811	2.75	24.56	39.75	53.66	41.22	74.00	-32.78	peak
2	1406.443	3.12	25.45	39.90	51.82	40.49	74.00	-33.51	peak
3	4482.150	6.74	33.57	41.86	45.78	44.23	68.20	-23.97	peak
4	8392.292	9.96	36.94	40.01	44.02	50.91	74.00	-23.09	peak
5	11590.000	11.74	37.86	37.91	41.19	52.88	74.00	-21.12	peak
6	17385.000	14.05	42.83	40.25	36.57	53.20	68.20	-15.00	peak

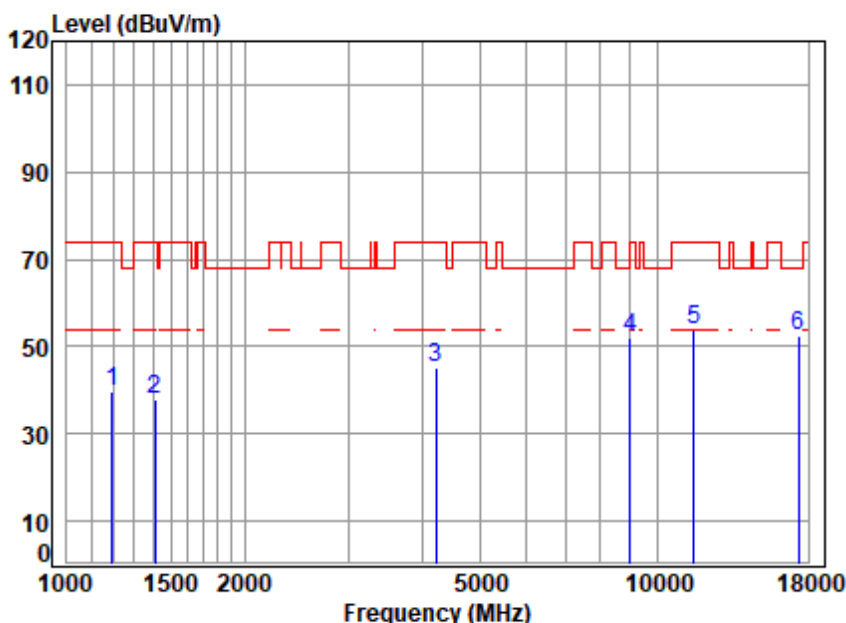
Test Mode: 22; Polarity: Horizontal; Bandwidth:80MHz; Channel:middle



Site : chamber
Condition: 3m HORIZONTAL
Job No : 10866CR
Mode : 5775 TX RSE
Note : 5G WIFI 11AX80

	Freq	Cable Loss	Ant Factor	Preamplifier Factor	Read Level	Level	Limit Line	Over Limit	Remark
	MHz	dB	dB/m	dB	dBuV	dBuV/m	dBuV/m	dB	
1	1300.858	2.94	25.03	39.83	45.28	33.42	74.00	-40.58	peak
2	1639.274	3.38	26.42	40.03	46.77	36.54	68.20	-31.66	peak
3	4267.237	6.54	33.19	41.66	46.88	44.95	74.00	-29.05	peak
4	7829.860	9.28	36.57	40.94	46.60	51.51	68.20	-16.69	peak
5	11550.000	11.69	37.88	37.89	40.92	52.60	74.00	-21.40	peak
6	17325.000	14.07	42.80	40.26	35.95	52.56	68.20	-15.64	peak

Test Mode: 22; Polarity: Vertical; Bandwidth:80MHz; Channel:middle



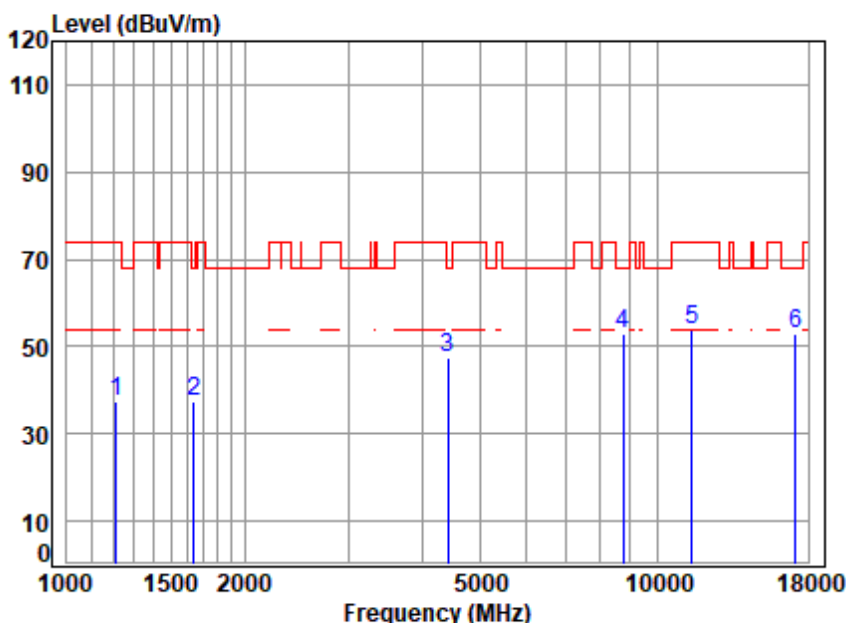
Site : chamber
Condition: 3m VERTICAL
Job No : 10866CR
Mode : 5775 TX RSE
Note : 5G WIFI 11AX80

	Freq	Cable Loss	Ant Factor	Preamplifier Factor	Read Level	Level	Limit Line	Over Limit	Remark
	MHz	dB	dB/m	dB	dBuV	dBuV/m	dBuV/m	dB	
1	1192.811	2.75	24.56	39.75	52.08	39.64	74.00	-34.36	peak
2	1410.514	3.12	25.47	39.90	49.01	37.70	74.00	-36.30	peak
3	4218.186	6.50	33.11	41.61	46.94	44.94	74.00	-29.06	peak
4	8995.123	10.30	37.20	38.86	43.43	52.07	68.20	-16.13	peak
5	11550.000	11.69	37.88	37.89	42.26	53.94	74.00	-20.06	peak
6	17325.000	14.07	42.80	40.26	35.90	52.51	68.20	-15.69	peak



Radiated Spurious Emission for straddle channel

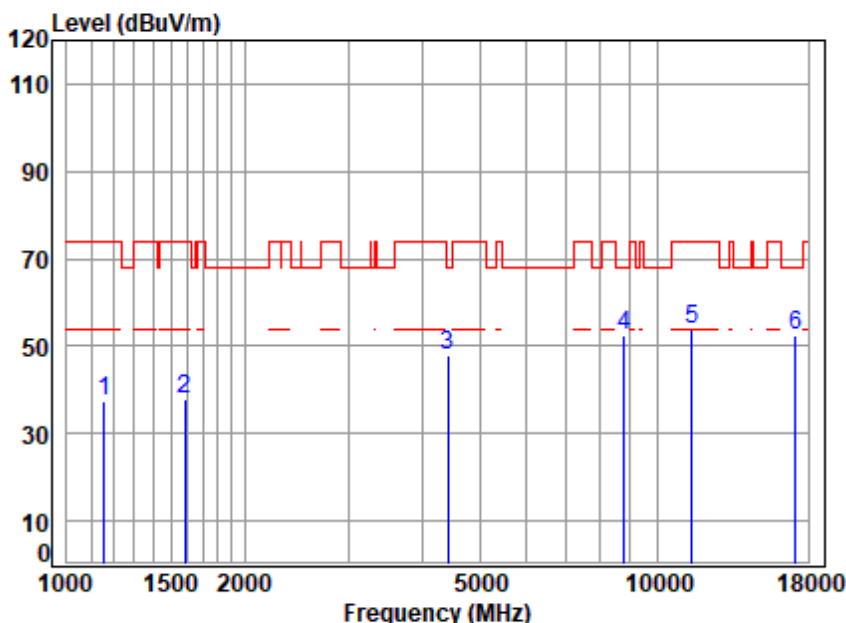
Test Mode: 21; Polarity: Horizontal; Bandwidth:20MHz; Frequency:5720MHz; Channel:High



Site : chamber
Condition: 3m HORIZONTAL
Job No : 10866CR
Mode : 5720 TX SE
Note : 5G WIFI 11N20

	Freq	Cable Loss	Ant Factor	Preamp Factor	Read Level	Level	Limit Line	Over Limit	Remark
	MHz	dB	dB/m	dB	dBuV	dBuV/m	dBuV/m	dB	
1	1213.677	2.79	24.65	39.77	49.69	37.36	74.00	-36.64	peak
2	1644.019	3.38	26.44	40.03	47.49	37.28	68.20	-30.92	peak
3	4417.841	6.68	33.46	41.80	49.07	47.41	68.20	-20.79	peak
4	8764.146	10.21	37.11	39.29	45.02	53.05	68.20	-15.15	peak
5	11440.000	11.55	37.89	37.84	42.08	53.68	74.00	-20.32	peak
6	17160.000	14.12	42.70	40.30	36.58	53.10	68.20	-15.10	peak

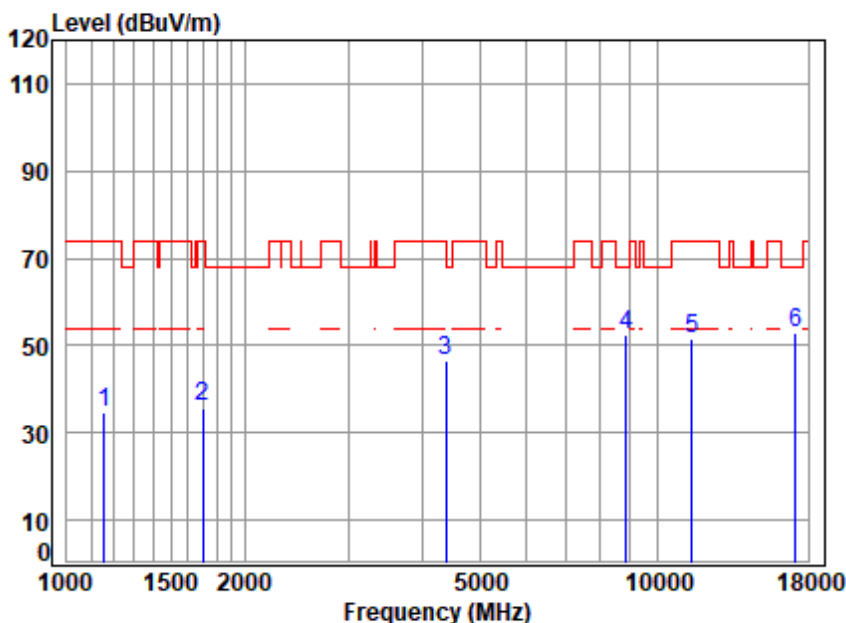
Test Mode: 21; Polarity: Vertical; Bandwidth:20MHz; Frequency:5720MHz; Channel:High



Site : chamber
Condition: 3m VERTICAL
Job No : 10866CR
Mode : 5720 TX SE
Note : 5G WIFI 11N20

	Freq	Cable Loss	Ant Factor	Preamp Factor	Read Level	Level	Limit Line	Over Limit	Remark
	MHz	dB	dB/m	dB	dBuV	dBuV/m	dBuV/m	dB	
1	1155.483	2.68	24.38	39.73	50.29	37.62	74.00	-36.38	peak
2	1583.392	3.33	26.18	40.00	48.30	37.81	74.00	-36.19	peak
3	4417.841	6.68	33.46	41.80	49.76	48.10	68.20	-20.10	peak
4	8789.516	10.22	37.12	39.24	44.53	52.63	68.20	-15.57	peak
5	11440.000	11.55	37.89	37.84	42.09	53.69	74.00	-20.31	peak
6	17160.000	14.12	42.70	40.30	36.04	52.56	68.20	-15.64	peak

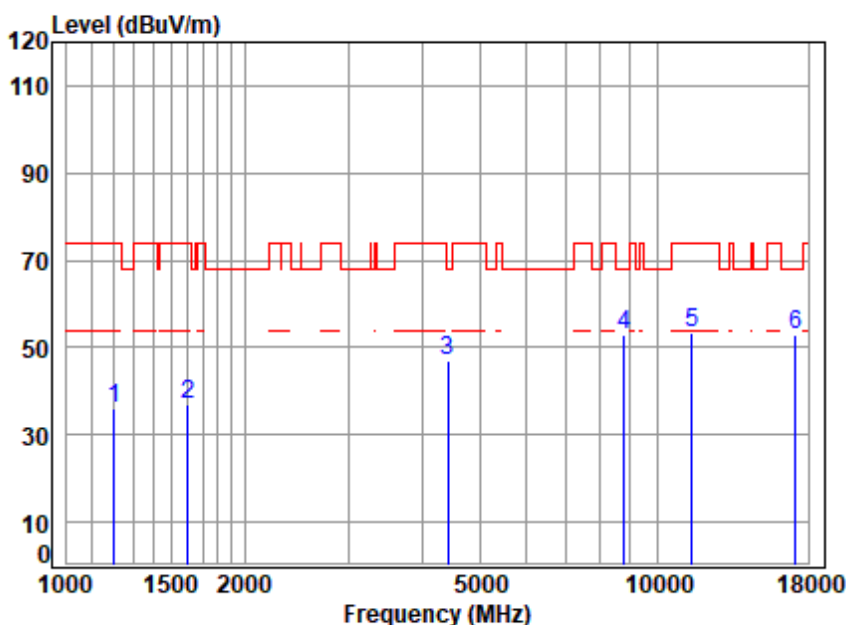
Test Mode: 21; Polarity: Horizontal; Bandwidth:20MHz; Frequency:5720MHz; Channel:High



Site : chamber
Condition: 3m HORIZONTAL
Job No : 10866CR
Mode : 5720 TX SE
Note : 5G WIFI 11AX20

	Freq	Cable Loss	Ant Factor	Preamplifier Factor	Read Level	Level	Limit Line	Over Limit	Remark
	MHz	dB	dB/m	dB	dBuV	dBuV/m	dBuV/m	dB	
1	1155.483	2.68	24.38	39.73	47.48	34.81	74.00	-39.19	peak
2	1702.042	3.43	26.68	40.06	45.77	35.82	74.00	-38.18	peak
3	4392.376	6.66	33.42	41.78	48.11	46.41	74.00	-27.59	peak
4	8866.062	10.25	37.15	39.10	44.17	52.47	68.20	-15.73	peak
5	11440.000	11.55	37.89	37.84	39.75	51.35	74.00	-22.65	peak
6	17160.000	14.12	42.70	40.30	36.38	52.90	68.20	-15.30	peak

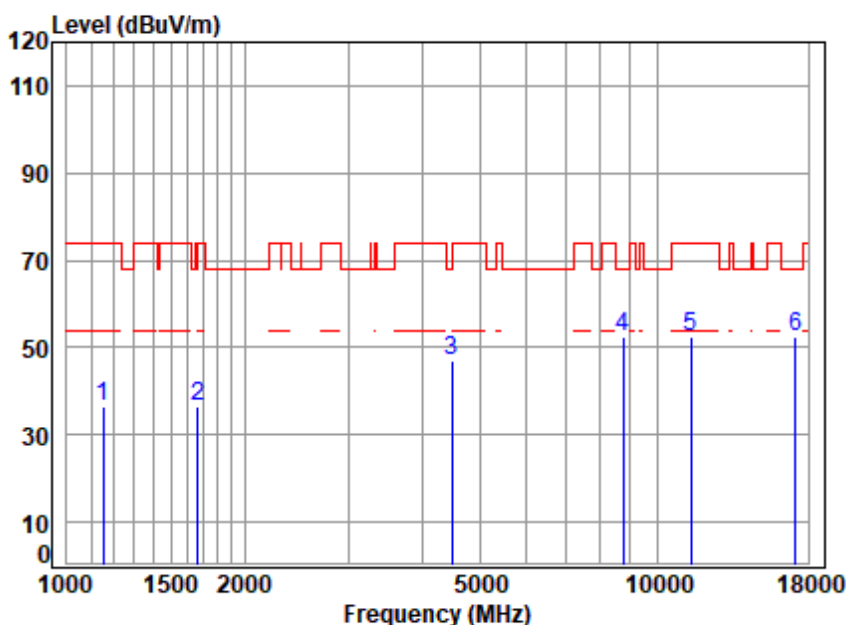
Test Mode: 21; Polarity: Vertical; Bandwidth:20MHz; Frequency:5720MHz; Channel:High



Site : chamber
Condition: 3m VERTICAL
Job No : 10866CR
Mode : 5720 TX SE
Note : 5G WIFI 11AX20

	Freq	Cable Loss	Ant Factor	Preamplifier Factor	Read Level	Level	Limit Line	Over Limit	Remark
	MHz	dB	dB/m	dB	dBuV	dBuV/m	dBuV/m	dB	
1	1203.199	2.77	24.60	39.76	48.55	36.16	74.00	-37.84	peak
2	1601.804	3.35	26.26	40.01	47.45	37.05	74.00	-36.95	peak
3	4417.841	6.68	33.46	41.80	48.53	46.87	68.20	-21.33	peak
4	8789.516	10.22	37.12	39.24	44.94	53.04	68.20	-15.16	peak
5	11440.000	11.55	37.89	37.84	41.74	53.34	74.00	-20.66	peak
6	17160.000	14.12	42.70	40.30	36.44	52.96	68.20	-15.24	peak

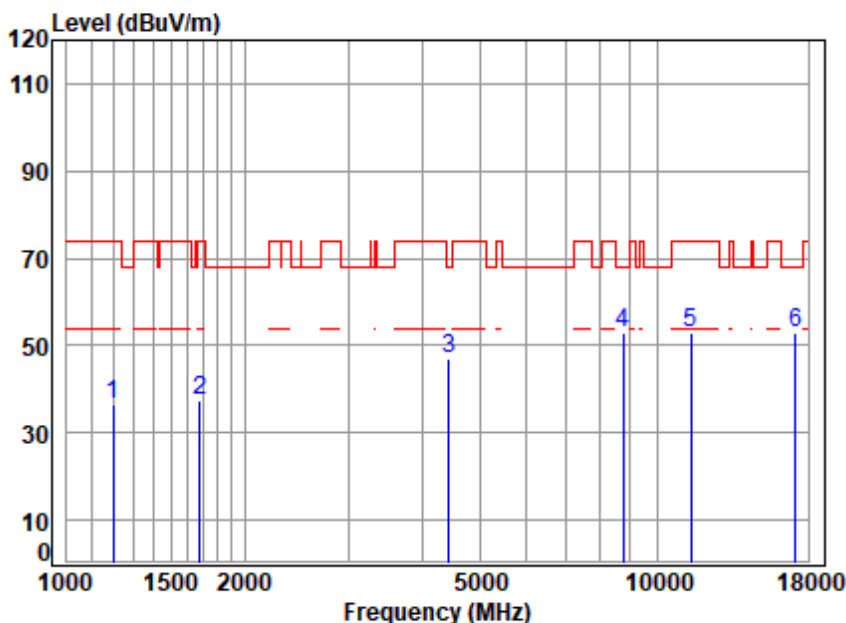
Test Mode: 21; Polarity: Horizontal; Bandwidth:40MHz; Frequency:5710MHz; Channel:High



Site : chamber
Condition: 3m HORIZONTAL
Job No : 10866CR
Mode : 5710 TX SE
Note : 5G WIFI 11N40

	Freq	Cable Loss	Ant Factor	Preamplifier Factor	Read Level	Level	Limit Line	Over Limit	Remark
	MHz	dB	dB/m	dB	dBuV	dBuV/m	dBuV/m	dB	
1	1152.148	2.67	24.37	39.72	49.11	36.43	74.00	-37.57	peak
2	1667.951	3.40	26.54	40.04	46.65	36.55	74.00	-37.45	peak
3	4482.150	6.74	33.57	41.86	48.39	46.84	68.20	-21.36	peak
4	8764.146	10.21	37.11	39.29	44.63	52.66	68.20	-15.54	peak
5	11420.000	11.53	37.88	37.83	40.95	52.53	74.00	-21.47	peak
6	17130.000	14.13	42.68	40.31	35.81	52.31	68.20	-15.89	peak

Test Mode: 21; Polarity: Vertical; Bandwidth:40MHz; Frequency:5710MHz; Channel:High



Site : chamber

Condition: 3m VERTICAL

Job No : 10866CR

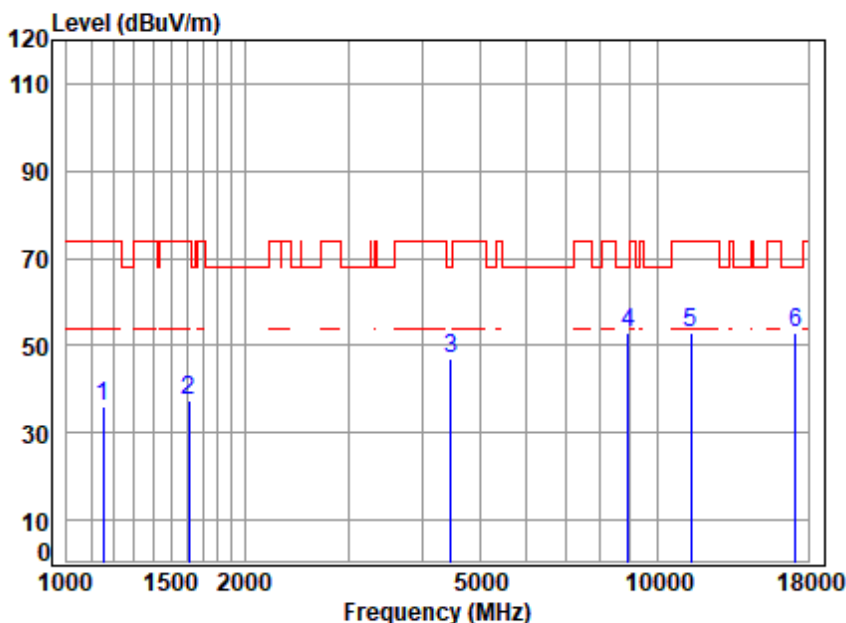
Mode : 5710 TX SE

Note : 5G WIFI 11N40

	Freq	Cable Loss	Ant Factor	Preamp Factor	Read Level	Level	Limit Line	Over Limit	Remark
	MHz	dB	dB/m	dB	dBuV	dBuV/m	dBuV/m	dB	
1	1199.726	2.76	24.59	39.76	48.77	36.36	74.00	-37.64	peak
2	1677.621	3.41	26.58	40.05	47.36	37.30	74.00	-36.70	peak
3	4430.628	6.70	33.48	41.81	48.81	47.18	68.20	-21.02	peak
4	8738.852	10.20	37.10	39.34	45.19	53.15	68.20	-15.05	peak
5	11420.000	11.53	37.88	37.83	41.56	53.14	74.00	-20.86	peak
6	17130.000	14.13	42.68	40.31	36.34	52.84	68.20	-15.36	peak



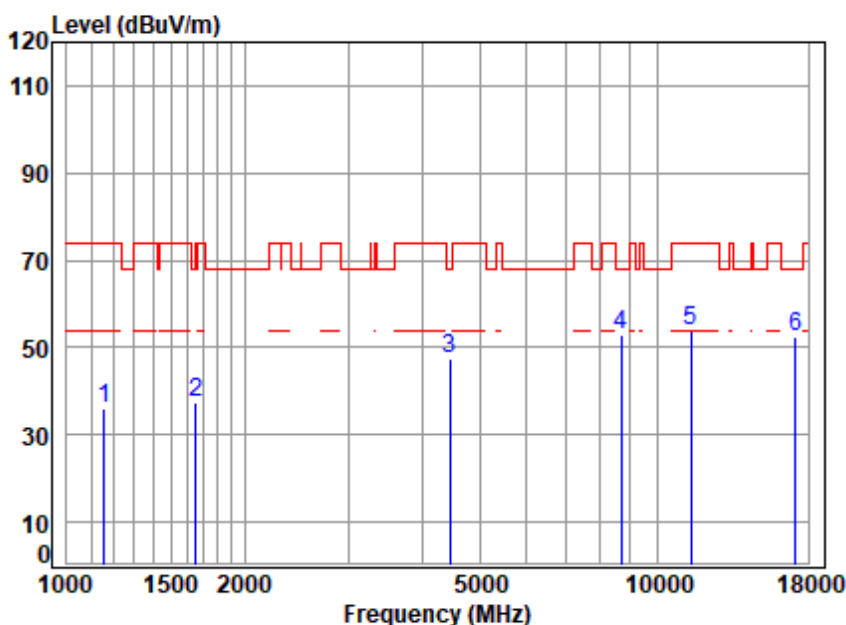
Test Mode: 21; Polarity: Horizontal; Bandwidth:40MHz; Frequency:5710MHz; Channel:High



Site : chamber
Condition: 3m HORIZONTAL
Job No : 10866CR
Mode : 5710 TX SE
Note : 5G WIFI 11AX40

	Freq	Cable Loss	Ant Factor	Preamplifier Factor	Read Level	Level	Limit Line	Over Limit	Remark
	MHz	dB	dB/m	dB	dBuV	dBuV/m	dBuV/m	dB	
1	1152.148	2.67	24.37	39.72	48.95	36.27	74.00	-37.73	peak
2	1611.091	3.36	26.30	40.01	47.86	37.51	74.00	-36.49	peak
3	4469.214	6.73	33.55	41.85	48.73	47.16	68.20	-21.04	peak
4	8917.462	10.27	37.17	39.00	44.52	52.96	68.20	-15.24	peak
5	11420.000	11.53	37.88	37.83	41.27	52.85	74.00	-21.15	peak
6	17130.000	14.13	42.68	40.31	36.37	52.87	68.20	-15.33	peak

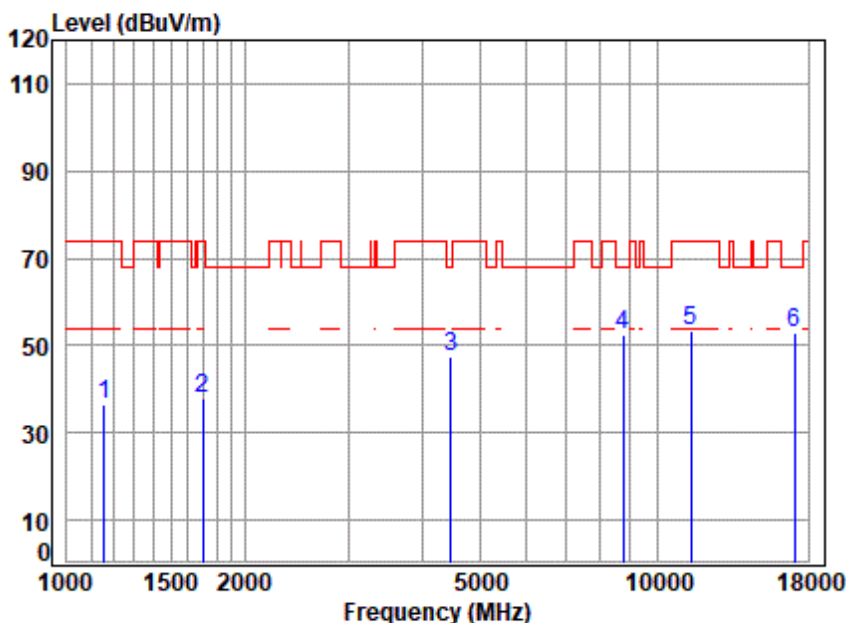
Test Mode: 21; Polarity: Vertical; Bandwidth:40MHz; Frequency:5710MHz; Channel:High



Site : chamber
Condition: 3m VERTICAL
Job No : 10866CR
Mode : 5710 TX SE
Note : 5G WIFI 11AX40

	Freq	Cable Loss	Ant Factor	Preamplifier Factor	Read Level	Level	Limit Line	Over Limit	Remark
	MHz	dB	dB/m	dB	dBuV	dBuV/m	dBuV/m	dB	
1	1158.828	2.69	24.40	39.73	48.82	36.18	74.00	-37.82	peak
2	1653.550	3.39	26.48	40.04	47.44	37.27	68.20	-30.93	peak
3	4456.315	6.72	33.53	41.84	49.23	47.64	68.20	-20.56	peak
4	8688.480	10.18	37.08	39.43	45.01	52.84	68.20	-15.36	peak
5	11420.000	11.53	37.88	37.83	42.37	53.95	74.00	-20.05	peak
6	17130.000	14.13	42.68	40.31	35.80	52.30	68.20	-15.90	peak

Test Mode: 21; Polarity: Horizontal; Bandwidth:80MHz; Frequency:5690MHz; Channel:High

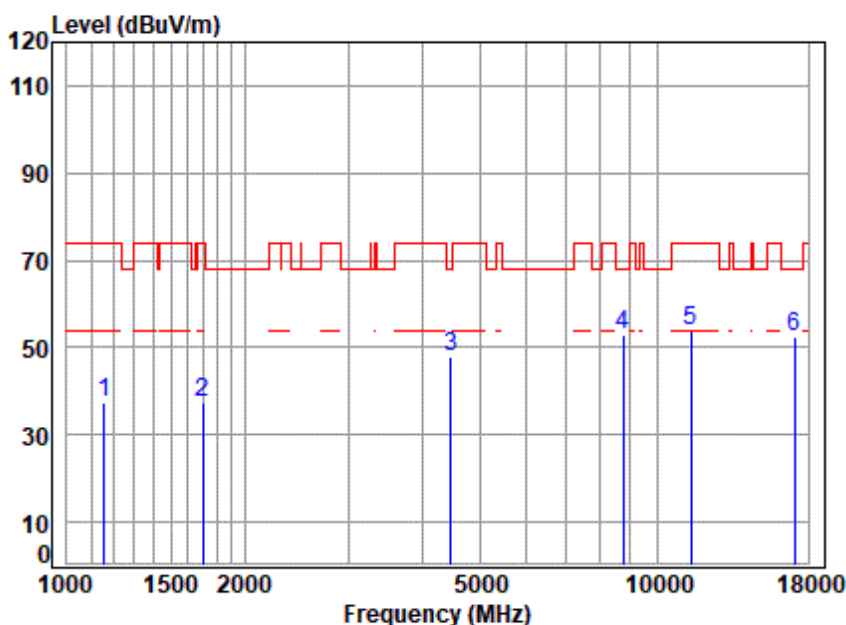


Site : chamber
Condition: 3m HORIZONTAL
Job No : 10866CR
Mode : 5690 TX SE
Note : 5G WIFI 11AC80

	Freq	Cable Loss	Ant Factor	Preamplifier Factor	Read Level	Level	Limit Line	Over Limit	Remark
	MHz	dB	dB/m	dB	dBuV	dBuV/m	dBuV/m	dB	
1	1158.828	2.69	24.40	39.73	49.26	36.62	74.00	-37.38	peak
2	1697.129	3.43	26.66	40.06	48.05	38.08	74.00	-35.92	peak
3	4469.214	6.73	33.55	41.85	49.17	47.60	68.20	-20.60	peak
4	8764.146	10.21	37.11	39.29	44.40	52.43	68.20	-15.77	peak
5	11380.000	11.47	37.88	37.81	42.07	53.61	74.00	-20.39	peak
6	17070.000	14.15	42.64	40.33	36.30	52.76	68.20	-15.44	peak



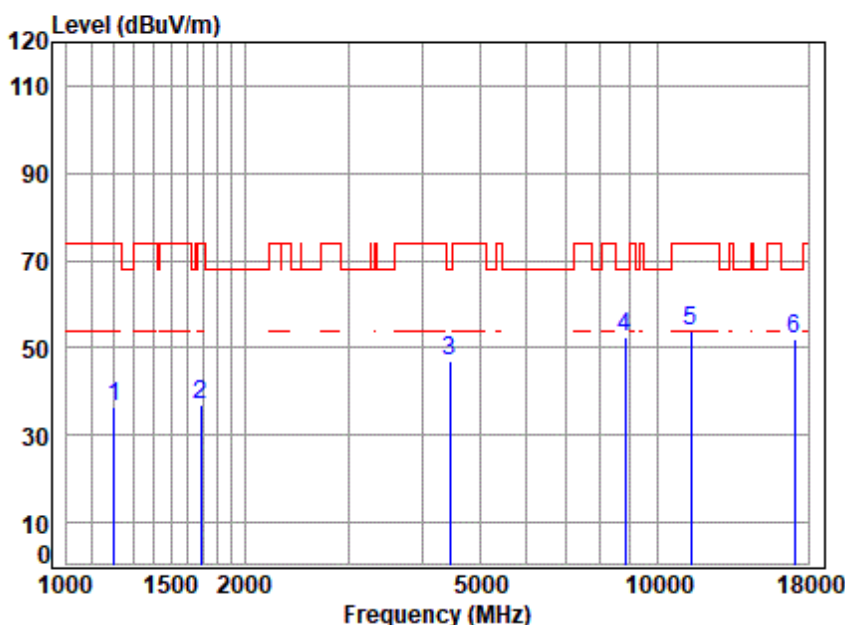
Test Mode: 21; Polarity: Vertical; Bandwidth:80MHz; Frequency:5690MHz; Channel:High



Site : chamber
Condition: 3m VERTICAL
Job No : 10866CR
Mode : 5690 TX SE
Note : 5G WIFI 11AC80

	Freq	Cable Loss	Ant Factor	Preamplifier Factor	Read Level	Level	Limit Line	Over Limit	Remark
	MHz	dB	dB/m	dB	dBuV	dBuV/m	dBuV/m	dB	
1	1158.828	2.69	24.40	39.73	50.02	37.38	74.00	-36.62	peak
2	1697.129	3.43	26.66	40.06	47.44	37.47	74.00	-36.53	peak
3	4469.214	6.73	33.55	41.85	49.28	47.71	68.20	-20.49	peak
4	8764.146	10.21	37.11	39.29	44.96	52.99	68.20	-15.21	peak
5	11380.000	11.47	37.88	37.81	42.36	53.90	74.00	-20.10	peak
6	17070.000	14.15	42.64	40.33	35.99	52.45	68.20	-15.75	peak

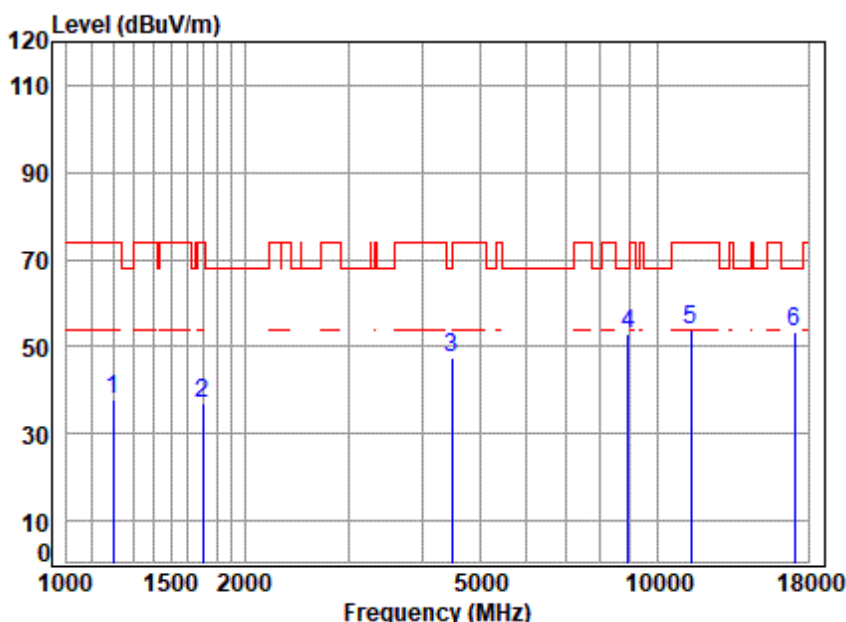
Test Mode: 21; Polarity: Horizontal; Bandwidth:80MHz; Frequency:5690MHz; Channel:High



Site : chamber
Condition: 3m HORIZONTAL
Job No : 10866CR
Mode : 5690 TX SE
Note : 5G WIFI 11AX80

	Freq	Cable Loss	Ant Factor	Preamplifier Factor	Read Level	Level	Limit Line	Over Limit	Remark
	MHz	dB	dB/m	dB	dBuV	dBuV/m	dBuV/m	dB	
1	1203.199	2.77	24.60	39.76	48.67	36.28	74.00	-37.72	peak
2	1687.347	3.42	26.62	40.05	47.09	37.08	74.00	-36.92	peak
3	4456.315	6.72	33.53	41.84	48.64	47.05	68.20	-21.15	peak
4	8814.957	10.23	37.13	39.19	44.15	52.32	68.20	-15.88	peak
5	11380.000	11.47	37.88	37.81	42.26	53.80	74.00	-20.20	peak
6	17070.000	14.15	42.64	40.33	35.76	52.22	68.20	-15.98	peak

Test Mode: 21; Polarity: Vertical; Bandwidth:80MHz; Frequency:5690MHz; Channel:High



Site : chamber
Condition: 3m VERTICAL
Job No : 10866CR
Mode : 5690 TX SE
Note : 5G WIFI 11AX80

	Freq	Cable Loss	Ant Factor	Preamp Factor	Read Level	Level	Limit Line	Over Limit	Remark
	MHz	dB	dB/m	dB	dBuV	dBuV/m	dBuV/m	dB	
1	1199.726	2.76	24.59	39.76	50.38	37.97	74.00	-36.03	peak
2	1697.129	3.43	26.66	40.06	47.02	37.05	74.00	-36.95	peak
3	4482.150	6.74	33.57	41.86	48.88	47.33	68.20	-20.87	peak
4	8917.462	10.27	37.17	39.00	44.35	52.79	68.20	-15.41	peak
5	11380.000	11.47	37.88	37.81	42.20	53.74	74.00	-20.26	peak
6	17070.000	14.15	42.64	40.33	36.72	53.18	68.20	-15.02	peak