



## ANNEX G: The EUT Appearances and Test Configuration




a: Front side



b: Antenna schemes

Picture 3: Constituents of the EUT



**Picture 4: Test position 1**



**Picture 5: Test position 2**



**Picture 6: Test Position 3**

(This is not the most conservative antenna – to – user distance at edge mode. According to KDB 447498 4) ii) (2) –SAR is required only the edge with the most conservative exposure conditions, No SAR)



**Picture 7: Test position 4**



**Picture 8: Test position 5**

(This is not the most conservative antenna – to – user distance at edge mode. According to KDB 447498 4) ii) (2) –SAR is required only the edge with the most conservative exposure conditions, No SAR)