


Product Label Sample with FCC Label information

Following is a sample copy of the label that will be placed on the rear cabinet of the product.
The FCC ID Label and compliance statement are marked in the product label.
The warning statement and Information to the User are described in the user manual.

- Model: DR750S-2CH

45x12mm



Label Location

The label shown shall be permanently affixed at a conspicuous location on the device and be readily visible to the user at the time purchase. (Labeling requirements per 2.925)

[Label here](#)




Product Label Sample with FCC Label information

Following is a sample copy of the label that will be placed on the rear cabinet of the product.
The FCC ID Label and compliance statement are marked in the product label.
The warning statement and Information to the User are described in the user manual.

- Model: DR750S-1CH

45x12mm



Label Location

The label shown shall be permanently affixed at a conspicuous location on the device and be readily visible to the user at the time purchase. (Labeling requirements per 2.925)

[Label here](#)




Product Label Sample with FCC Label information

Following is a sample copy of the label that will be placed on the rear cabinet of the product.
The FCC ID Label and compliance statement are marked in the product label.
The warning statement and Information to the User are described in the user manual.

- Model: DR750S-2CH IR

45x12mm



Label Location

The label shown shall be permanently affixed at a conspicuous location on the device and be readily visible to the user at the time purchase. (Labeling requirements per 2.925)

[Label here](#)




Product Label Sample with FCC Label information

Following is a sample copy of the label that will be placed on the rear cabinet of the product.
The FCC ID Label and compliance statement are marked in the product label.
The warning statement and Information to the User are described in the user manual.

- Model: DR750S-2CH Truck

45x12mm



Label Location

The label shown shall be permanently affixed at a conspicuous location on the device and be readily visible to the user at the time purchase. (Labeling requirements per 2.925)

[Label here](#)




Product Label Sample with FCC Label information

Following is a sample copy of the label that will be placed on the rear cabinet of the product.
The FCC ID Label and compliance statement are marked in the product label.
The warning statement and Information to the User are described in the user manual.

- Model: DR750GW-1CH

45x12mm



Label Location

The label shown shall be permanently affixed at a conspicuous location on the device and be readily visible to the user at the time purchase. (Labeling requirements per 2.925)

[Label here](#)




Product Label Sample with FCC Label information

Following is a sample copy of the label that will be placed on the rear cabinet of the product.
The FCC ID Label and compliance statement are marked in the product label.
The warning statement and Information to the User are described in the user manual.

- Model: DR750GW-2CH

45x12mm



Label Location

The label shown shall be permanently affixed at a conspicuous location on the device and be readily visible to the user at the time purchase. (Labeling requirements per 2.925)

[Label here](#)




Product Label Sample with FCC Label information

Following is a sample copy of the label that will be placed on the rear cabinet of the product.
The FCC ID Label and compliance statement are marked in the product label.
The warning statement and Information to the User are described in the user manual.

- Model: DR750GW-2CH IR

45x12mm



Label Location

The label shown shall be permanently affixed at a conspicuous location on the device and be readily visible to the user at the time purchase. (Labeling requirements per 2.925)

[Label here](#)

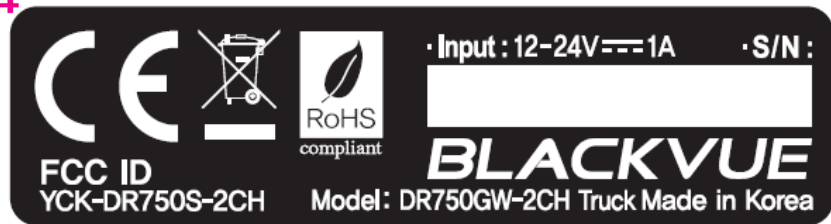


Product Label Sample with FCC Label information

Following is a sample copy of the label that will be placed on the rear cabinet of the product.
The FCC ID Label and compliance statement are marked in the product label.
The warning statement and Information to the User are described in the user manual.

- Model: DR750GW-2CH Truck

45x12mm



Label Location

The label shown shall be permanently affixed at a conspicuous location on the device and be readily visible to the user at the time purchase. (Labeling requirements per 2.925)

[Label here](#)

