









## **Test Setup Photo**

Test Setup	Radiated measurement for below 1 GHz (Front side)
	
Test Setup	Radiated measurement for below 1 GHz (Rear side)
	



Test Setup	Radiated measurement for Above 1 GHz (Front side)
	
Test Setup	Radiated measurement for Above 1 GHz (Rear side)
	



Test Setup	Conducted measurement (Front side)
	 A photograph showing the front side of a test setup. A wooden table is covered with various electronic components and cables. A smartphone is placed on the left side of the table. A black cylindrical component, possibly a speaker or microphone, is connected to a small circuit board. A power supply unit is visible on the right side of the table. The background shows a laboratory environment with a blue floor and a white wall.
Test Setup	Conducted measurement (Rear side)
	 A photograph showing the rear side of the test setup. A wooden table is covered with various electronic components and cables. A smartphone is placed on the right side of the table. A black cylindrical component, possibly a speaker or microphone, is connected to a small circuit board. A power supply unit is visible on the left side of the table. The background shows a laboratory environment with a blue floor and a white wall.