

Annex D

1-9152/19-01-01_AnnexD

Setup photos of the Equipment Under Test

This addendum is electronically signed and valid without handwritten signature.
For verification of the electronic signatures, the public keys can be requested at the testing laboratory.

Document authorized:

David Lang
Testing Manager
Radio Communications & EMC

Photos




Photo 1 - RSE setup (>1GHz)




Photo 2 - RSE setup (>1GHz)




Photo 3 - RSE setup (>1GHz)



Photo 4 - RSE setup (>1GHz)




Photo 5 - RSE setup (>1GHz)




Photo 6 - RSE setup (>1GHz)




Photo 7 - RSE setup (>1GHz)



Photo 8 - RSE setup (>1GHz)



Photo 9 - RSE setup (30MHz-1GHz)




Photo 10 - RSE setup (30MHz-1GHz)




Photo 11 - RSE setup (30MHz-1GHz)



Photo 12 - RSE setup (30MHz-1GHz)

Document history

Version	Applied changes	Date of release
	initial release	2019-10-29

- END OF DOCUMENT -
