

Photo # 1 – Front A100 Main PCB




Photo # 2 –Back A100 Main PCB




Photo # 3 – Back - Sounder Board




Photo # 4 – Front - Sounder Board




Photo # 5 – Top Antenna Board



Photo # 6 – Bottom Antenna Board




Photo # 7- Motor Board