

RADIO CONTROL TARANTULA

OPERATING INSTRUCTIONS

KEEP THIS INSERT FOR REFERENCE SINCE IT CONTAINS IMPORTANT INFORMATION.

BATTERY INFORMATION

This toy requires 4 X 1.5V "AA" (Tarantula) and 1 X 9V (Controller) type batteries (not included). Use only Alkaline batteries. Toy will not function with other types of batteries.

Unscrew the battery compartment cover with a Phillips screwdriver (not included) and lift open. Install new alkaline batteries into the compartment as shown. Replace cover by slipping tabs into place, pressing cover down and screwing shut. If the toy malfunctions, check the battery installation. Batteries should be changed when moving slow or lights dim.

BATTERY SAFETY INFORMATION

In exceptional circumstances batteries may leak fluids that can cause a chemical burn injury or ruin your product.

To avoid battery leakage:

- Non-rechargeable batteries are not to be recharged.
- Rechargeable batteries are to be removed from the product before being charged (if designed to be removable).
- Rechargeable batteries are only to be charged under adult supervision (if designed to be removable).
- Do not mix alkaline, standard (carbon-zinc), or rechargeable (nickel-cadmium) batteries.
- Do not mix old and new batteries.
- Only batteries of the same equivalent type as recommended are to be used.
- Batteries are to be inserted with the correct polarity.
- Exhausted batteries are to be removed from the product.
- The supply terminals are not to be short-circuited.
- Dispose of batteries safely. Remember the environment. Do not bury or burn them.
- Do not dispose of the product in a fire. The batteries inside may explode or leak.

OPERATING INSTRUCTIONS

Intall fresh Alkaline batteries with correct polarity as shown in both the tarantula and remote controller. Switch the power switches on both the tarantula and controller to "ON" position. The power LED on the controller and the eyes of the tarantula will light up indicating the toy is ready to be played.

Press relative controlling buttons on the controller for various functions (See the illustration for reference).

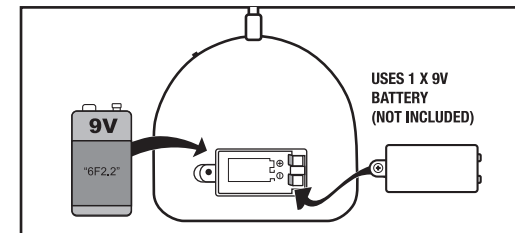
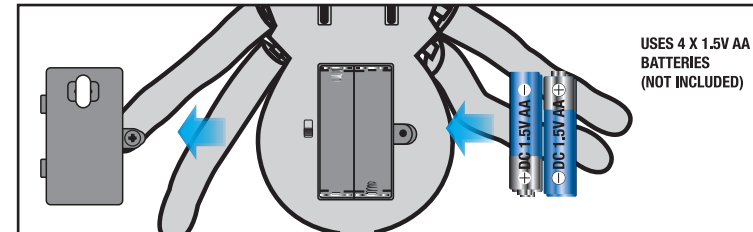
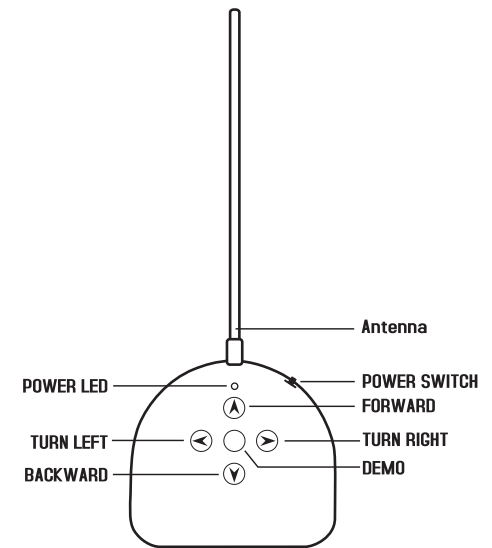
YOU ARE ADVISED TO KEEP ALL INFORMATION RELATING TO THIS PRODUCT FOR FUTURE REFERENCE.

Adult supervision is recommended when playing this toy.

ALL MATERIALS FOR FASTENING OR PACKING PURPOSES ARE NOT PART OF THE TOY AND SHOULD BE DISCARDED FOR CHILDREN'S SAFETY.

SAFETY PRE-CAUTIONS

- Do not operate during thunderstorms or rain.
- Avoid water, sand or snow when operating this toy.
- Do not submerge this toy or controller in water.
- Never operate your toy on the street or highway.
- Adult supervision is recommended when playing this toy.
- Remove all batteries when not in use to avoid accidental operation.
- Never operate your toy in a confined or crowded area, and do not use people or animals as obstacles.
- Do not run your toy into furniture, objects or hard surfaces, as this will cause damage to both the objects and the toy.
- Keep fingers, hair and loose clothing away from the legs, gears and wheels underneath while the toy is switched to "ON".
- Do not leave this toy or controller near sources of heat or under direct sunlight for long periods of time.
- Do not leave car or controller outside overnight. Dampness is harmful to interior components.



FCC ID: YB7RCZZ27MHZJX14

This device complies with Part 15 of the FCC Rules.

Operation is subject to the following two conditions:

- (1) this device may not cause harmful interference, and
- (2) this device must accept any interference received, including interference that may cause undesired operation.

This device complies with Part 15 of FCC Rules.

Operation is subject to the following two conditions:

- (1) This device may not cause harmful interference, and (2) this device must accept any interference received, including interference that may cause undesired operation.

- This equipment has been tested and found to comply with the limits for a class B digital device, pursuant to part 15 of the FCC rules. These limits are designed to provide reasonable protection against harmful interference in a residential installation. This equipment generates, uses and can radiate radio frequency energy and, if not installed and used in accordance with the instructions, may cause harmful interference to radio communications. However, there is no guarantee that interference will not occur in a particular installation. If this equipment does cause harmful interference to radio or television reception, which can be determined by turning the equipment off and on, the user is encouraged to try to correct the interference by one or more of the following measures:

- Reorient or relocate the receiving antenna.
- Increase the separation between the equipment and receiver.
- Connect the equipment into an outlet on a circuit different from that to which the receiver is connected.
- Consult the dealer or experienced radio/TV technician for help.

NOTE: Changes or modifications not expressly approved by the manufacturer responsible for compliance could void the user's authority to operate the equipment.

FOR AGES 6+

ITEM NO. 6454
MADE IN CHINA