MODIFICATION			
VER	DESCRIPTION	DATE	ENGINEER
R0X	Release	03/08'18	

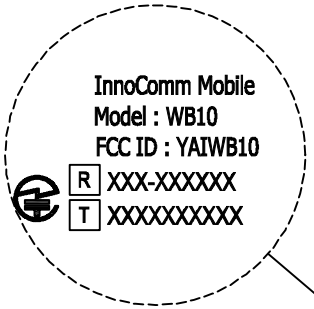

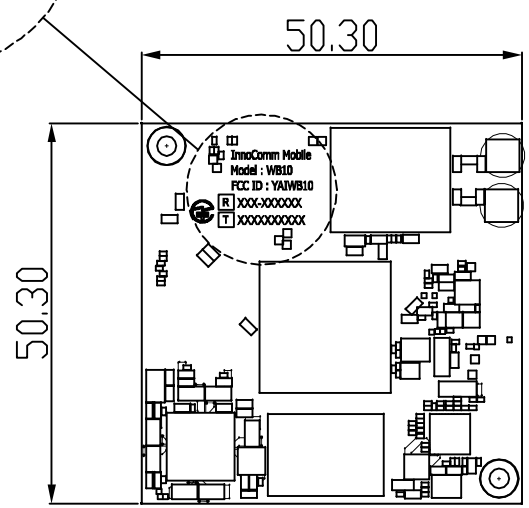

TOP SIDE

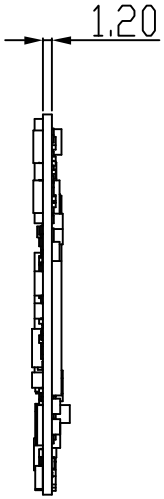

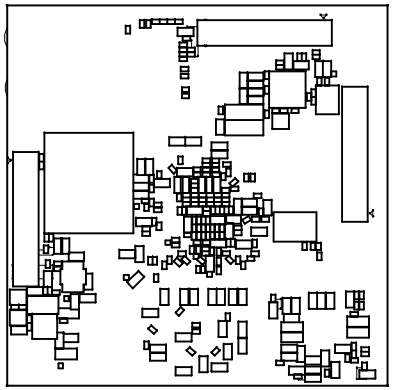

BOTTOM SIDE

InnoComm Moblie Technology Corp.

THESE DRAWINGS AND SPECIFICATIONS ARE THE PROPERTY OF INNOCOMM MOBILE TECHNOLOGY CORP. AND SHALL NOT BE REPRODUCED OR USED AS THE BASIS FOR THE MANUFACTURE OR DEVICES WITHOUT PERMISSION.

DIMENSIONAL TOLERNACES±	V M1	M2	S1	S2	P1	P2	C
0~6	0.05	0.10	0.15	0.20	0.05	0.10	0.5
6~30	0.10	0.20	0.15	0.25	0.10	0.15	1.0
30~80	0.15	0.25	0.20	0.30	0.20	0.40	2.0
80~180	0.15	0.30	0.25	0.45	0.40	0.80	3.0
180~315	0.20	0.50	0.40	0.60	0.60	1.20	3.0
315~800	0.30	0.80	0.70	1.10	0.80	1.50	4.0

SCALE	1.000	UNITS	MM	USED ON	
DWING NAME			DWG NO.		DATE 2018/03/08

Material:

Treatment:

THIRD ANGLE PROJECTION

A4 SIZE

Drawn:

Designed:

Checked:

Approved:

DWG TITAL: WB10AT_MB

DWG NO.:

REV. R02

SHEET 1 OF 1