

 Smartfish
Mouse





Congratulations!

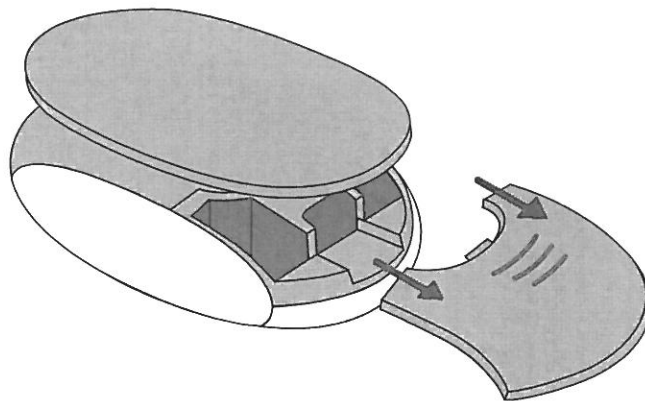
Congratulations on your purchase of the Smartfish Whirl™ Mini Bluetooth™ Laser Mouse. You've just taken your first step towards healthy, comfortable computing!

Table of Contents

Setup	2
ErgoMotion™ Healthy Computing	9
Troubleshooting	14
Safety and Regulatory Information	16
Warranty and Patent Information	19

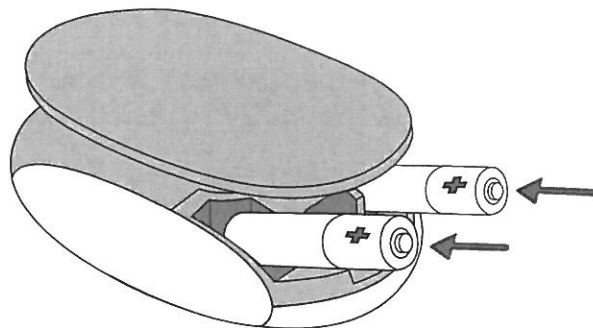
Setup

- 1 mouse
battery door



2 Setup

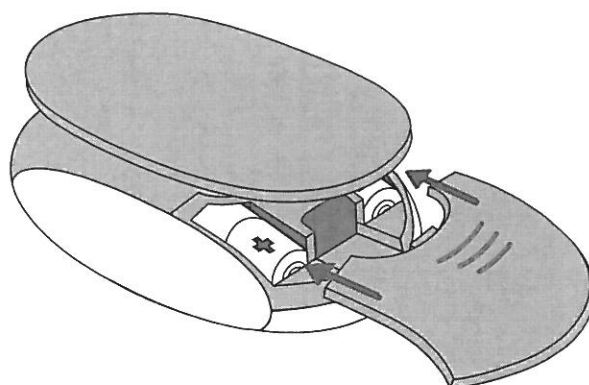
2 Insert 2 AAA batteries




Setup 3

Setup

- 3 Replace battery door



- 4** Slide power switch to the “on” position



Setup

- 5** Be sure your computer is turned on and ready to establish a connection with a Bluetooth device.

Windows:

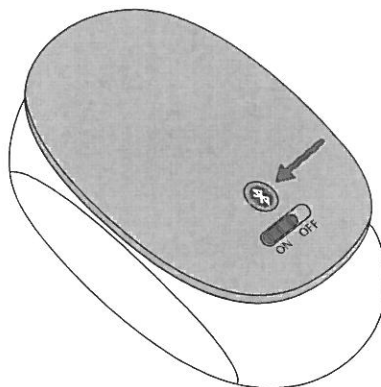
Use the Bluetooth setup wizard included with your computer to enable Bluetooth. See your computer's user manual for further details.

Macintosh:

1. Open System Preferences Control Panel.
2. Select Bluetooth under Internet + Wireless.
3. Ensure "Bluetooth" and "Discoverable" are selected to enable Bluetooth. Follow on-screen instructions.

- 6** To make your mouse “discoverable,” press and hold the Bluetooth button on the bottom of the mouse for 3 seconds.

Note: Be sure your mouse is within three feet of the device you are connecting it to.



Setup

- 7 Once your computer discovers your mouse, continue to follow the on screen instructions to complete the Bluetooth pairing process.

Note: Once you have paired your Whirl™ Mini with your computer, you do not need to repeat this step each time you power up your computer. The mouse and computer will remember each other and automatically connect each time.

For more information, please refer to your computer's user manual.



ErgoMotion™: Healthy Computing

By applying motion to experiences, ErgoMotion™ is redefining ergonomics and changing the future of computing comfort forever!

Motion Heals

ErgoMotion™ is built on the concept that movement is the key to healthier computing. The medical community has long supported movement to be beneficial to the human body, which promotes blood flow and decreases inflammation. Inadequate blood circulation and inflammation are both considered key contributors to Repetitive Stress Injuries (RSI).

ErgoMotion™: Healthy Computing

ErgoMotion™ Benefits

ErgoMotion is a revolutionary technology that helps reduce the risks of stress injuries in your hand and wrist. The Whirl™ Mini Laser Mouse challenges other “fixed position” mice by utilizing a patented multi-directional pivot base that adapts to your natural hand and wrist movements. The mouse conforms to your unique positions and moves with your hand and wrist while you work. This type of movement increases blood flow in your hand and wrist, which prevents irritation to the tendons, reduces the chance of injury and maximizes comfort.

Smartfish’s computer peripherals are just the first of many applications of the ErgoMotion™ technology. ErgoMotion is a technology movement redefining what ergonomics should be, and revolutionizing the future of true comfort.

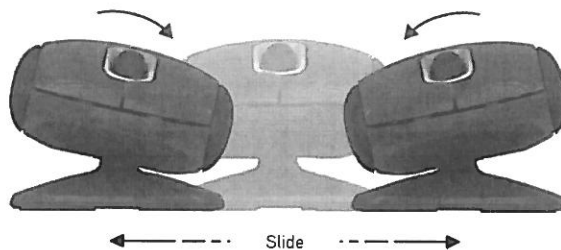
To learn more go to www.getsmartfish.com

How It Works

The mouse's multi-directional pivot will rock and swivel with your movement so your hand and wrist are never in a fixed position, creating the most comfortable and healthy mousing experience ever!

Lateral Pivot

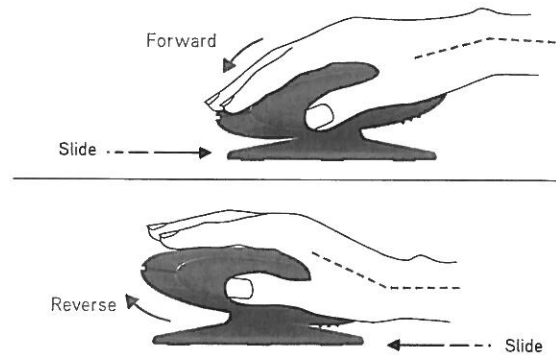
Left and right wrist rotations provide constant freedom to move, allowing the hand and wrist to find the most neutral hand position for all mouse postures while sliding around.



ErgoMotion™: Healthy Computing

Forward / Reverse Pivot

The pivot base not only provides a natural side-to-side motion, but a forward and reverse pivot as well while you slide the mouse around so your wrist is never confined. This allows your palm to guide the mouse around your desktop while your fingers are relaxed to focus on clicking.



Smartfish partnered with New York's Hospital for Special Surgery (HSS) to study the affects motion would have on a user while they compute. It was the collaboration with HSS that helped develop ErgoMotion™ proving subtle, even incremental movement would increase blood flow and reduce inflammation reducing the risks of repetitive stress injuries.

To read more about HSS findings go to
<http://www.getsmartfish.com/v1/hospital.asp>

To learn more about HSS go to
www.hss.org

Troubleshooting

Further support is provided on our web site. Please go to the SUPPORT section of our web site where you can find FAQ's, Community Forums and a Help page to find more answers.

www.getsmartfish.com

Problem	Solution
4-way Scroll is not working	4-way Scroll is currently unavailable for PCs.
Cursor moves erratically	Batteries may be low. Replace the batteries.

Troubleshooting

Problem	Solution
Mouse does not connect or loses connection	<p>Check your computer to ensure your Bluetooth connection is still enabled.</p> <p><i>or</i></p> <p>Batteries may be low or installed incorrectly. Check battery placement or replace the batteries if needed.</p> <p><i>or</i></p> <p>Reset mouse power by sliding power switch to "off" position, then back to "on" position.</p> <p>If connection still does not return, reconnect your mouse by following the setup instructions starting on Page 5.</p>

Important Safety Information

Health Warning

Use of a keyboard or mouse may be linked to serious injuries or disorders. When using a computer, as with many activities, you may experience occasional discomfort in your hands, arms, shoulders, neck, or other parts of your body. If you experience symptoms such as persistent or recurring discomfort, pain, throbbing, aching, tingling, numbness, burning sensation, or stiffness, **DO NOT IGNORE THESE WARNING SIGNS. PROMPTLY SEE A QUALIFIED HEALTH CARE PROFESSIONAL**, even if symptoms occur when you are not working at your computer or with a mouse and/or keyboard. Symptoms like these can be associated with painful and sometimes permanently disabling injuries or disorders of the nerves, muscles, tendons, or other parts of the body. Please visit www.hss.org and search Repetitive Stress Injury to learn more.

Devices with Laser Pointers

Caution Use of controls or adjustments, or performance of procedures other than those specified herein may result in hazardous radiation exposure

- Do not stare into beam.
- Do not point laser at someone's eyes
- Do not shine a laser pointer at anyone. Laser pointers are designed to illuminate inanimate objects.
- Do not allow mirrors to use a pointer unsupervised. Laser pointers are not toys.
- Do not point a laser pointer at a mirror-like (reflective) surface. A reflected beam can act like a direct beam on the eye.
- Do not disassemble the device
- Do not use the device outside of its specified operating temperature range +41°F (+5°C) to +95°F (+35°C). If the device is exposed to an environment outside of its prescribed operation, turn off the device and allow the temperature to stabilize within the specified operating range before using the device.

Laser Devices

This device complies with International Standard IEC 60825-1:2001-08 for a Class 1 and Class 2 laser product. This device also complies with 21 CFR 1040.10 and 1040.11 except for deviations pursuant to Laser Notice No. 50, dated July 26, 2001.

Regulatory Information



NOTE ON ENVIRONMENTAL PROTECTION: This symbol on the product, the instruction manual or the package indicates that a product is subject to regulations required by European Directive 2002/96/EU when it was implemented into the national legal system. The following applies: Electrical devices, when reaching the end of their service lives, must be returned by the consumer to the public collecting points set up for this purpose or point of sale. Details of this are defined by the national law of the respective country. By recycling, reusing the materials or other forms of utilizing old devices, you are making an important contribution to protecting our environment.

FCC Statement

This equipment has been tested and found to comply with the limits for a Class B digital device, pursuant to part 15 of the FCC rules. These limits are designed to provide reasonable protection against harmful interference in a residential installation. This equipment generates, uses and can radiate radio frequency energy and, if not installed and used in accordance with the instructions, may cause harmful interference to radio communications. However, there is no guarantee that interference will not occur in a particular installation. If this equipment does cause harmful interference

to radio or television reception, which can be determined by turning the equipment off and on, the user is encouraged to try to correct the interference by one or more of the following measures:

- Reorient or relocate the receiving antenna.
- Increase the separation between the equipment and receiver.
- Connect the equipment into an outlet on a circuit different from that to which the receiver is connected.
- Consult the dealer or an experienced radio/TV technician for help.

To assure continued compliance, any changes or modifications not expressly approved by the party responsible for compliance could void the user's authority to operate this equipment. (Example- use only shielded interface cables when connecting to computer or peripheral devices).

FCC Radiation Exposure Statement

This equipment complies with FCC RF radiation exposure limits set forth for an uncontrolled environment. This transmitter must not be co-located or operating in conjunction with any other antenna or transmitter.

This equipment complies with Part 15 of FCC RF Rules. Operation is subject to the following two conditions:

- 1) This device may not cause interference and
- 2) This device must accept any interference, including interference that may cause undesired operation of the device.

Caution!

The manufacturer is not responsible for any radio or TV interference caused by unauthorized modifications to this equipment. Such modifications could void the user authority to operate the equipment.

Warranty

1-YEAR LIMITED WARRANTY

Smartfish Technologies warrants to the original purchaser that this product (Mouse), is free from material and workmanship defects when used under normal conditions for a period of one (1) year from the date of purchase. Should the product contain defects in material or workmanship Smartfish Technologies will repair or replace the product, at our option, free of charge. Purchaser will be responsible for all costs associated with packaging and shipping the product to Smartfish Technologies Consumer Support Department at the address noted below and all other freight or insurance costs associated with the return. Smartfish Technologies will bear the cost of shipping the repaired or replaced product to the purchaser. Product should be returned in its original package accompanied by a proof of purchase, either a sales receipt or other proof that the product is within the warranty period. This warranty is void if the owner repairs or modifies the product or the product has been damaged as a result of misuse. This warranty excludes any liability other than that expressly stated previously, including but not limited to, any incidental or consequential damages.

Smartfish Technologies

Attn: Consumer Support Department

39 Park Place, Suite 201

Englewood, New Jersey 07631

www.getsmarfish.com

Patent Information

Patents, United States and/or international patents pending. This product may be covered by one or more of JP 1362807, European Patent No. 000966296-0001, European Patent No. 000966296-0003



39 Park Place, Suite 201, Englewood, New Jersey 07631
www.getsmartfish.com

©2011 Smartfish Technologies. Smartfish Technologies, Whirl, ErgoMotion and the ErgoMotion logo are registered trademarks of Ergowerx International LLC. All other trademarks are properties of their respective owners. All Rights Reserved. Patents Pending.

v 1.0