Dear Customer:

Thank you for purchasing ARS2. ARS Global Guiding, Inc.(ARS) is a telematics company that provides entertainment and information to our Subscribers. Before operating your new ARS2, please take a moment to read the handbook and follow all safety warnings.

- ARS2 requires a 12-volt power supply; Please do not use ARS2 on vehicle with a power supply that exceed a 12-volt power supply in order to prevent power overload damage.
- If a situation arises where ARS2 is needed, please pull over and stop at a safe location to operate your ARS2. For your safety, please obey all local traffic laws and rules. ARS Global Guiding, Inc. is not responsible or liable for any lost data, accidents, or legal ramifications arising from the direct or indirect use of this device.

- The ARS2 system has been designed to give you a better driving experience by providing suggested information and references.

- Please rely on your own individual judgment in determining if you should follow any suggested information provided from ARS2.

- While operating a vehicle, please refrain from utilizing any of the ARS2 entertainment functions.
- For your safety, the television function has been restricted when vehicle is in motion.
- In the event you experience any issues or system malfunctions with your ARS2 device, please shut down the device at once and contact the ARS Call Center for further assistance at (877) 560-4ARS and select option 1. **DO not attempt to disassemble and repair device on your own.**

- Please do not fold or unfold the screen by force, always use the power button for proper operation of the screen.
- When cleaning the ARS2 device, please use a damped cloth only to prevent any damage to the ARS2 unit.
- ARS2 will shut off automatically 30 minutes after ignition shutoff, To prevent battery drainage,

Thank you once again for purchasing ARS2!

Buttons layout

USB 2.0

System Reset Button

Mirror

Multi-function Camera

LCD Screen

Phone Short Cut Key

Voice Recognition Short Cut Key

Emergency(911)

ARS Call Center

Menu Key

Return Key/Home Key

Power ON/OFF Key

		911	ARS			
⑥	⑦	⑧	⑨	⑩	⑪	⑫

- Basic Operations of ARS 2

- To Power on ARS2

Unlock the vehicle.

- To Power off ARS2 and enter alarm mode

Remove key from ignition, and lock all doors.

ARS2 Activation

When turning on ARS2 for the first time, your unit will automatically prompt you to an activation screen. Please fill in all the required fields with your information. Once complete, please proceed by selecting the submit icon found on the screen. Your information will be electronically submitted to our call center. If information was transmitted successfully, your unit will prompt you to a page displaying “Your Information was received, Thank You.”

Please be advised, the information submitted by you will be used for internal purposes only. We will not supply any of your information to any third party company.

To Manually power down the ARS2:

Please press the Power on/off key for 3 seconds.

To Manually power on the ARS2:

Press the Power on/off key again.

System Hard Reset:

In the event your ARS2 Unit experiences any malfunctions or software stalls, Please remove and use the stylus located at the back, bottom right hand corner of the ARS2 screen. Please use stylus to press the reset button, located on the back right hand side of the ARS2 unit, until you hear a click and see the ARS2 screen reboot.

- Touch-Screen Operations

How to navigate through your ARS2 screen.

1. Touch

To highlight an icon, touch the icon.

2. Press and Hold

Press function key for a moment to enter into sub menu.

EXAMPLE: Press a call log, it will pop up a message window.

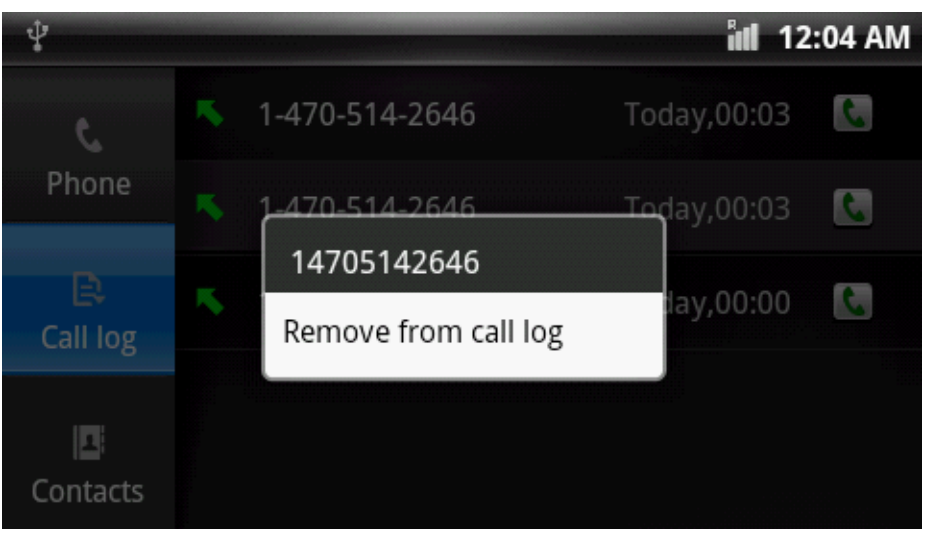

3. Drag

Press and drag on the screen to scroll up and down.

Example: Looking for a contact at contact list by

dragging scroll bar

Reminder: The contact list is automatically indexed from A to Z based on the Last Names of the contact. The index is on the right side.

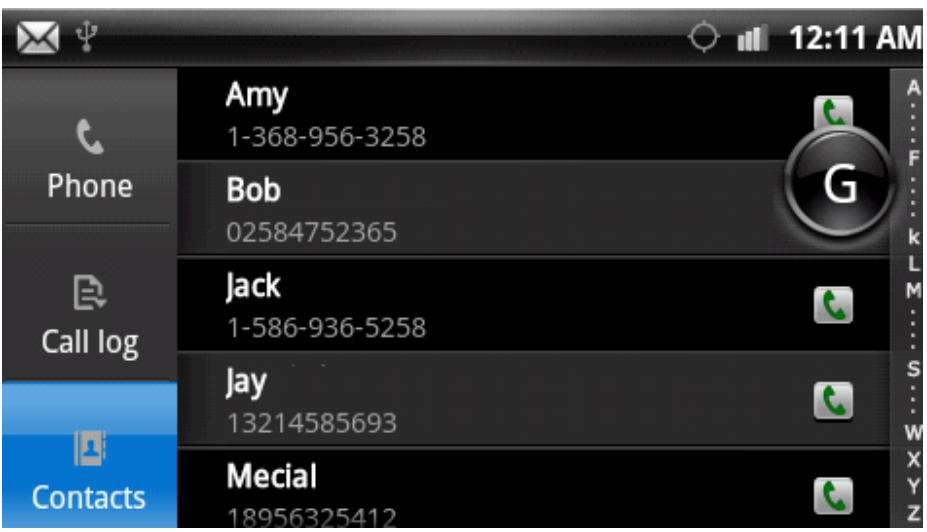

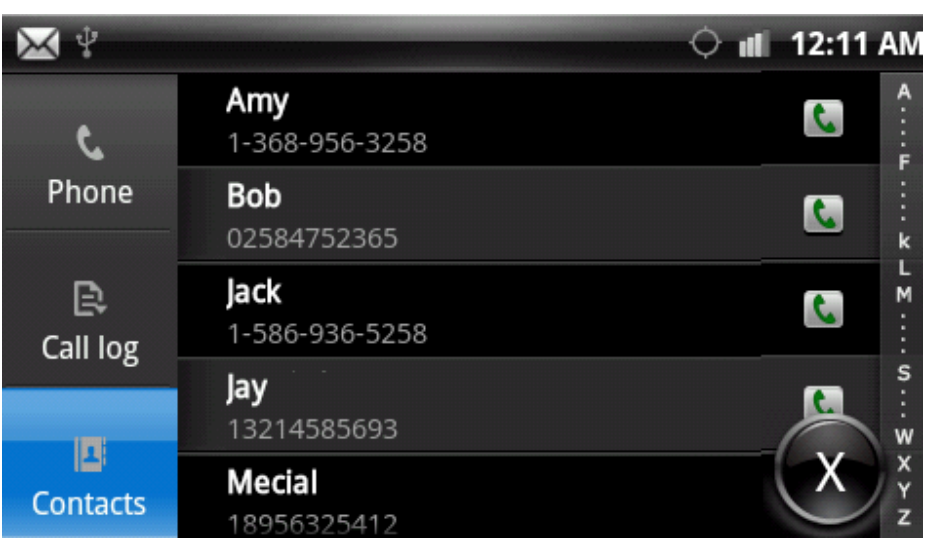

4. Slide

Slide through the contact list faster, it will scroll quickly. When you touch a contact, the slide-quickly mode will stop at once.

1. Phone :

To Enter The Phone Screen

Press the phone key, the ARS2 LCD screen will automatically fold down and bring you to the phone page, where a keypad will be displayed.

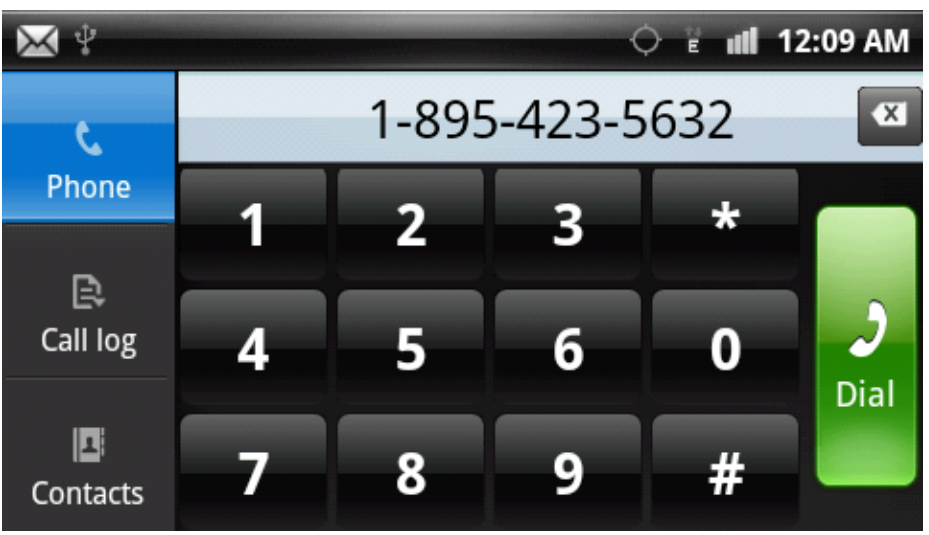

To Place a call

Input a phone number using the dial pad displayed on the

page. Either Tap the green dial icon on the phone page, or press the phone shortcut key to initiate the call.

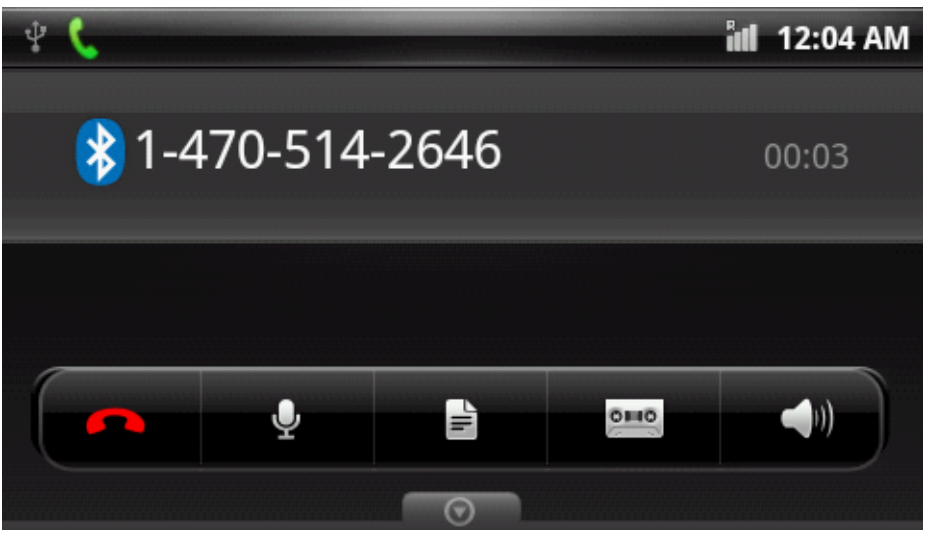

To End a call

Either tap the red dial icon on the phone page, or press the phone shortcut key to end the call.

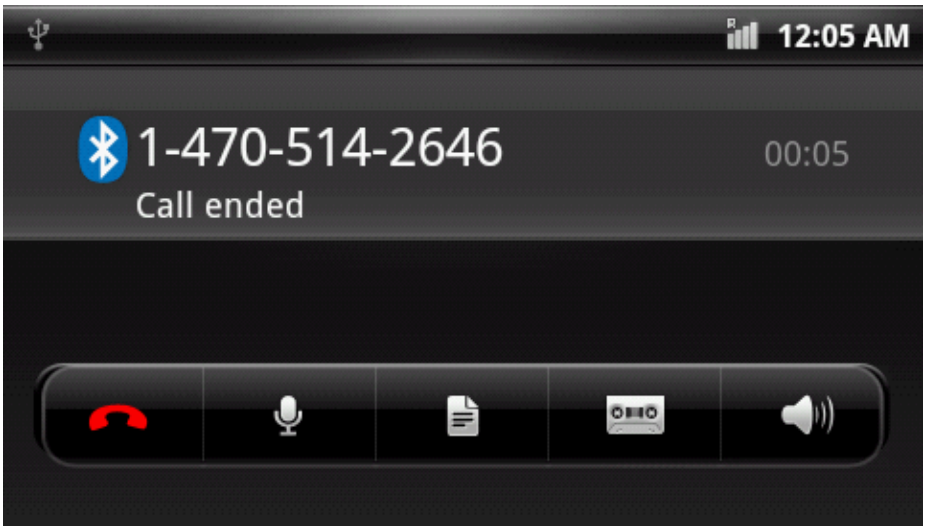

To Exit the Phone Screen

End your current call using the phone shortcut key , or press the **Return Key/Home Key** (picture) to return to the main page.

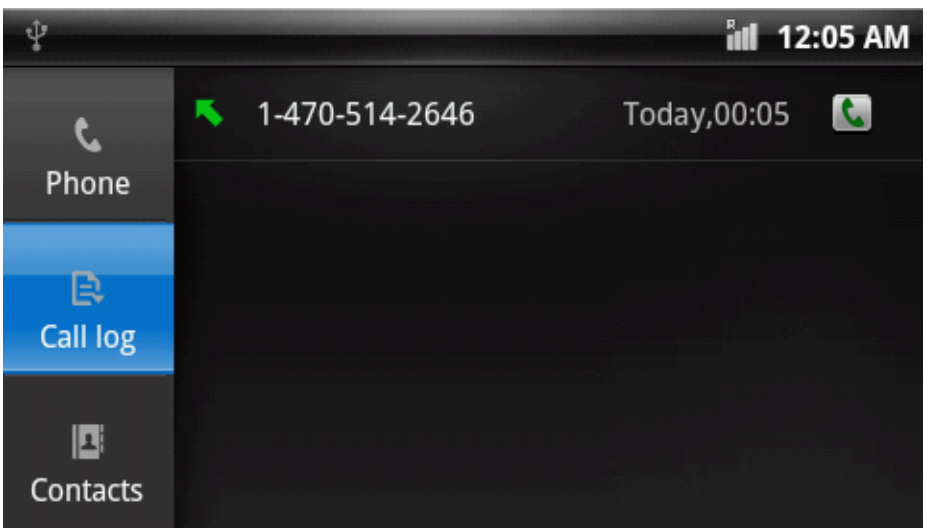

2. Voice Recognition: To Turn On/Off voice recognition.

Press the Voice Recognition button on the front panel of the unit. Press Voice Recognition button again to turn off voice recognition.

3. Emergency 911

In the event of an emergency, Press the 911 button located on the front panel of the ARS2 Unit. This will automatically direct your call to 911 emergency services

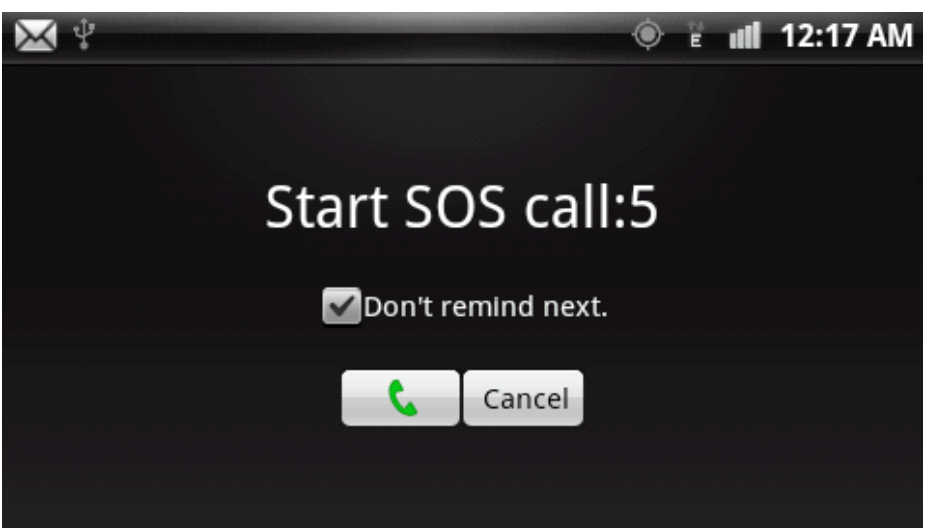

4. ARS: Call Center Button

Press the ARS ARS Call Center button to be directly connected to your ARS personal driving assistant.

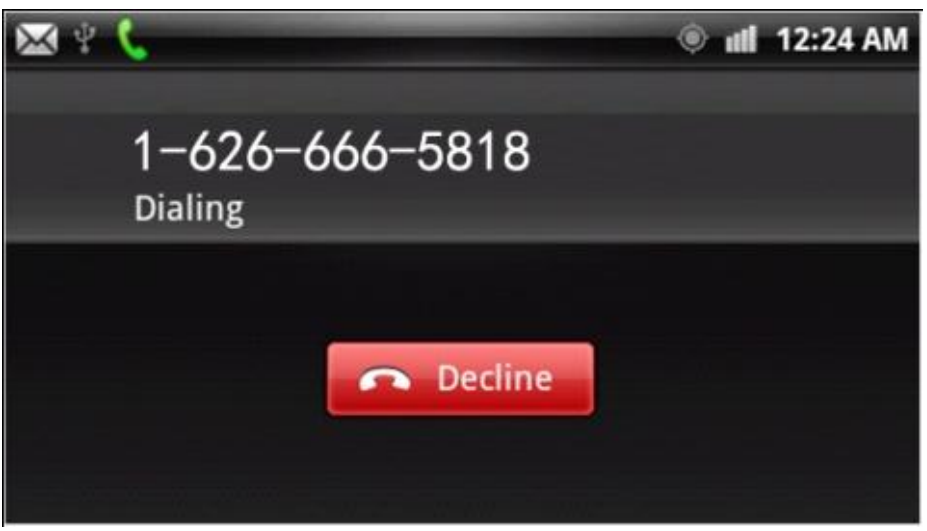

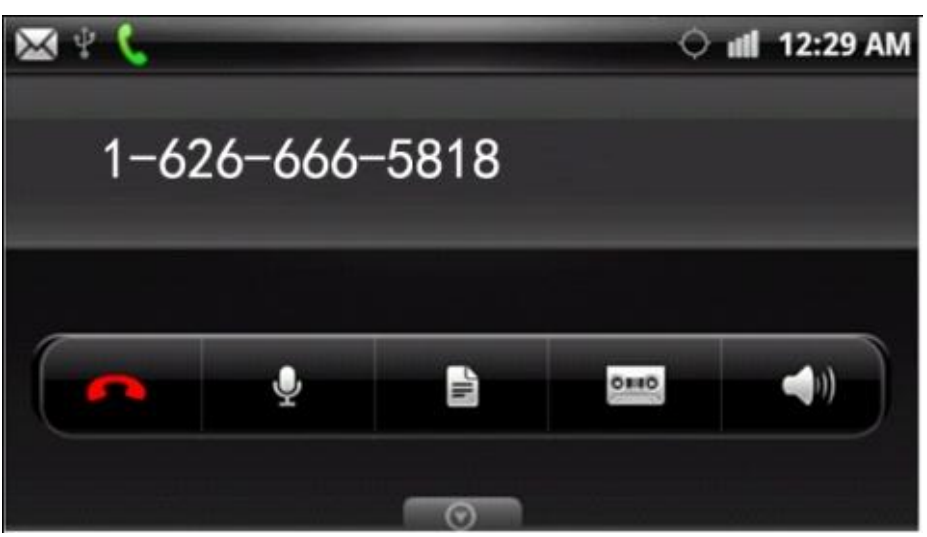

5. Menu Button:

Press to open a list of actions that you can do on the current screen or

options menu.

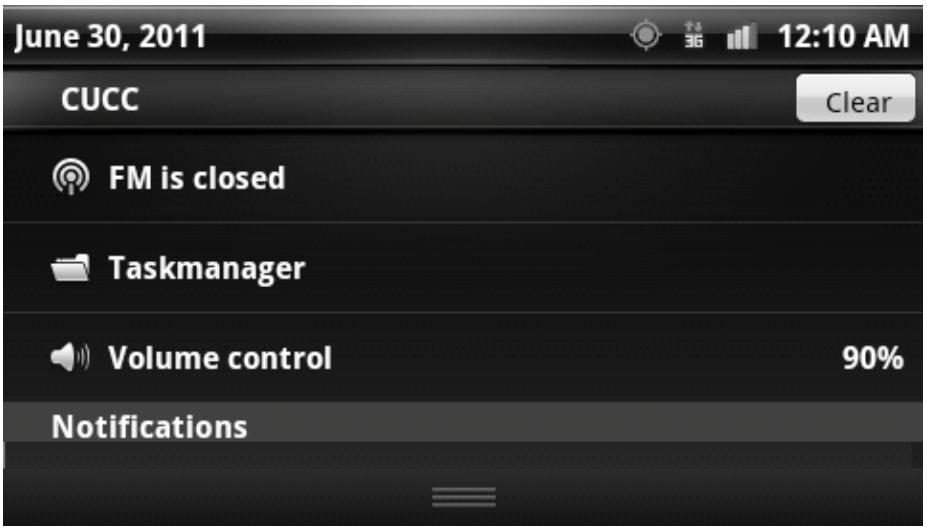

Return Key/Home Key (picture):

- While on any application or screen, press to exit an application and return to the Home screen.

Power ON/OFF :

- Press the Power ON/OFF button on the ARS2 face panel to fold or unfold the device LCD screen.

- Press and hold the Power ON/OFF button on the ARS2 face panel for 3 seconds to shut down the device.

- Press and hold the Power ON/OFF button on the ARS2 face panel to turn on the device

Main Menu Page

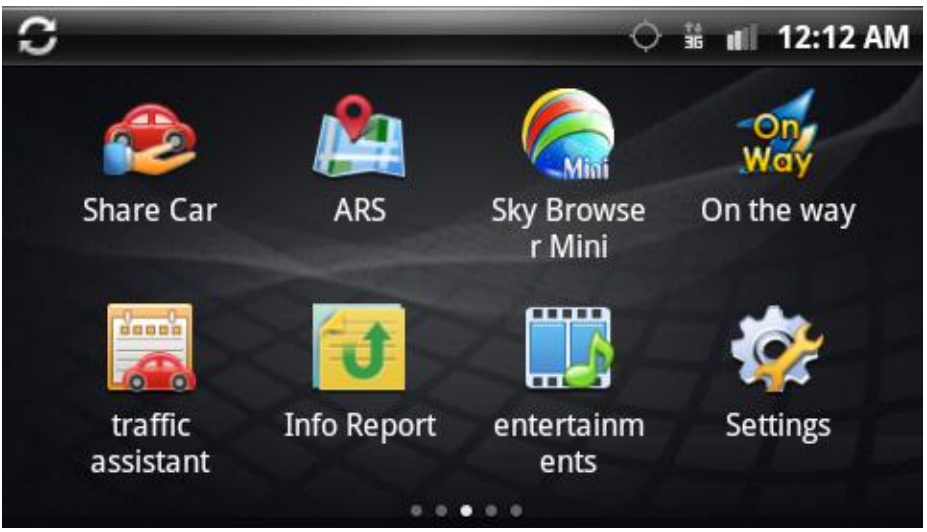

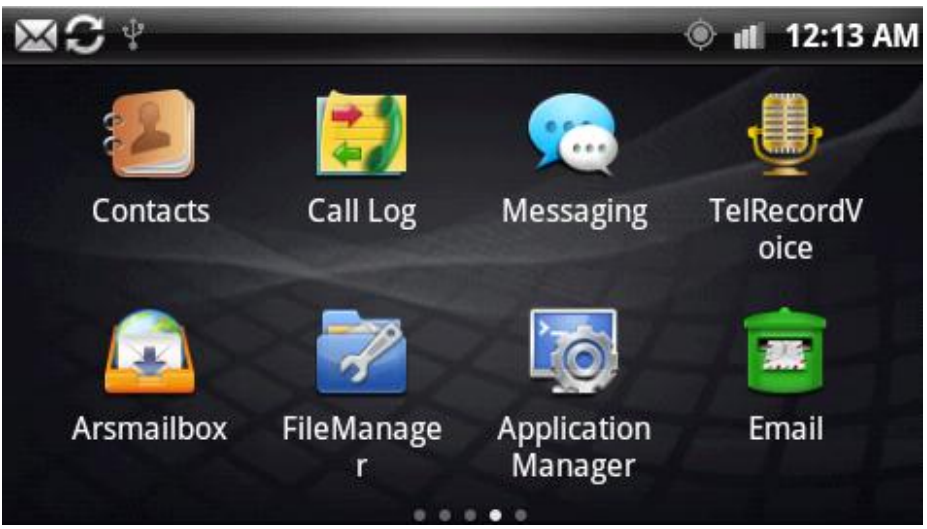

Note:

The Maximum amount of applications allowed at any given time on the ARS2 device is 16. Users are restricted from installing unformatted applications onto ARS2. To find more formatted applications for your ARS2, please visit our ARS market.

System status and Notification panel

Notifications panel

Notification icons report the arrival of new messages and ongoing settings

such as the current call status. You can open the

Notifications panel to

open the message, reminder, or event notification and see the wireless service provider name.

To open the Notifications panel

While on the home page, either touch and hold the status bar, then slide your finger downward or, press the (Menu Key Picture) notification button on the front panel of the ARS2 unit, to open the Notifications panel.

To close the Notifications Panel

Touch and hold the bottom bar of the Notifications panel, then slide your finger up the screen or press the (Home/Return Key Picture) home/return key on the front panel of the ARS2 Unit.

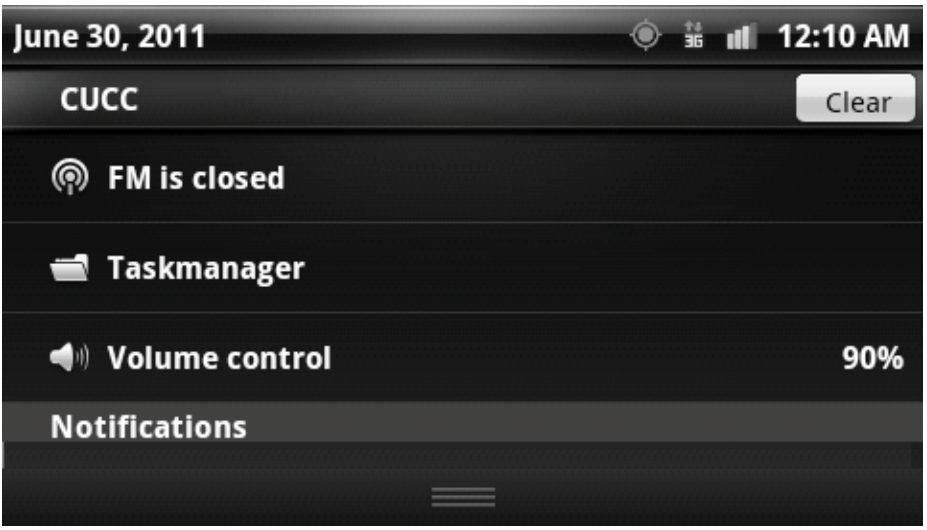
June 30, 2011
12:10 AM
CUCC
Clear
FM is closed
Taskmanager
Volume control
90%
Notifications

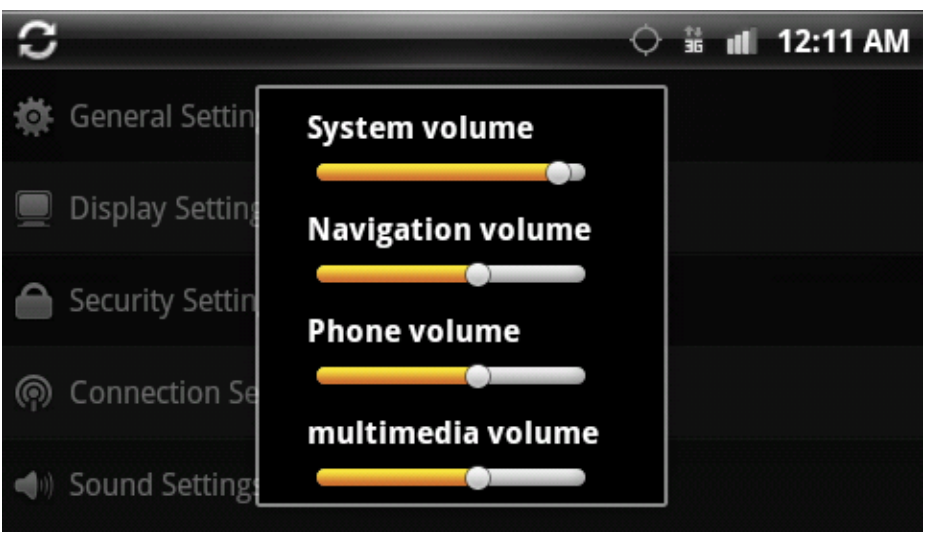
12:11 AM
General Settin
Display Setting
Security Settin
Connection Se
Sound Settings
System volume
Navigation volume
Phone volume
multimedia volume

For Support

Technology Support

Help

Touch: Settings - > Help

To go to device help and resolve your concern.

For more information concerning the capabilities and operations of your ARS2 device, please refer to your ARS2 device user manual.

To download the latest version of the ARS2 Device User Manual, please visit our web site at www.arsgg.com

Contact:

ARS Global Guiding, Inc.

Phone: 1-877-560-4ARS

Address: 1443 East Washington Boulevard,

Suite 815, Pasadena, CA. 91104

“ARS Global Guiding Inc.” One (1) Year Limited Warranty

FOR CONSUMERS, WHO ARE COVERED BY CONSUMER PROTECTION LAWS OR REGULATIONS IN THEIR COUNTRY OF PURCHASE OR, IF DIFFERENT, THEIR COUNTRY OF RESIDENCE, THE BENEFITS CONFERRED BY THIS WARRANTY ARE IN ADDITION TO ALL RIGHTS AND REMEDIES CONVEYED BY SUCH CONSUMER PROTECTION LAWS AND REGULATIONS. THIS WARRANTY DOES NOT EXCLUDE, LIMIT OR SUSPEND ANY RIGHTS OF CONSUMERS ARISING OUT OF NON-CONFORMITY WITH A SALES CONTRACT. SOME COUNTRIES, STATES AND PROVINCES DO NOT ALLOW THE EXCLUSION OR LIMITATION OF INCIDENTAL OR CONSEQUENTIAL DAMAGES OR ALLOW LIMITATIONS ON HOW LONG AN IMPLIED WARRANTY OR CONDITION MAY LAST, SO THE LIMITATIONS OR EXCLUSIONS DESCRIBED BELOW MAY NOT APPLY TO YOU. THIS WARRANTY GIVES YOU SPECIFIC LEGAL RIGHTS, AND YOU MAY ALSO HAVE OTHER RIGHTS THAT VARY BY COUNTRY, STATE OR

PROVINCE. THIS LIMITED WARRANTY IS GOVERNED BY AND CONSTRUED UNDER THE LAWS OF THE COUNTRY IN WHICH THE PRODUCT PURCHASE TOOK PLACE. ARS GLOBAL GUIDING INC., THE WARRANTOR UNDER THIS LIMITED WARRANTY, IS IDENTIFIED AT THE END OF THIS DOCUMENT ACCORDING TO THE COUNTRY OR REGION IN WHICH THE PRODUCT PURCHASE TOOK PLACE.

ARS Global Guiding Inc.’s warranty obligations for this hardware product are limited to the terms set forth below:

ARS Global Guiding Inc., as defined in the table below, warrants this ARS Global Guiding Inc.-branded hardware product against defects in materials and workmanship under normal use for a period of ONE (1) YEAR from the date of retail purchase by the original end-user purchaser (“Warranty Period”). If a hardware defect arises and a valid claim is received within the Warranty

Period, at its option and to the extent permitted by law, ARS Global Guiding Inc. will either (1) repair the hardware defect at no charge, using new or parts equivalent to new in performance and reliability, (2) exchange the product with a product that is new or equivalent to new in performance and reliability and is at least functionally equivalent to the original product, or (3) refund the purchase price of the product. ARS Global Guiding Inc. may request that you replace defective parts with new or refurbished user-installable parts that ARS Global Guiding Inc. provides in fulfillment of its warranty obligation. A replacement product or part, including a user-installable part that has been installed in accordance with instructions provided by ARS Global Guiding Inc., assumes the remaining warranty of the original product or ninety (90) days from the date of

replacement or repair, whichever provides longer coverage for you. When a product or part is exchanged, any replacement item becomes your property and the replaced item becomes ARS Global Guiding Inc.’s property. Parts provided by ARS Global Guiding Inc. in fulfillment of its warranty obligation must be used in products for which warranty service is claimed. When a refund is given, the product for which the refund is provided must be returned to ARS Global Guiding Inc. and becomes ARS Global Guiding Inc.’s property.

EXCLUSIONS AND LIMITATIONS

This Limited Warranty applies only to hardware products manufactured by or for ARS Global Guiding Inc. that can be identified by the “ARS Global Guiding Inc.” trademark, trade name, or logo affixed to them. The Limited Warranty does not apply to any non-ARS Global Guiding Inc. hardware products or any software, even if

packaged or sold with ARS Global Guiding Inc. hardware. Manufacturers, suppliers, or publishers, other than ARS Global Guiding Inc., may provide their own warranties to the end user purchaser, but ARS Global Guiding Inc., in so far as permitted by law, provides their products “as is”. Software distributed by ARS Global Guiding Inc. with or without the ARS Global Guiding Inc. brand name (including, but not limited to system software) is not covered under this Limited Warranty. Refer to the licensing agreement accompanying the software for details of your rights with respect to its use.

ARS Global Guiding Inc. does not warrant that the operation of the product will be uninterrupted or error-free. ARS Global Guiding Inc. is not responsible for damage arising from failure to follow instructions relating to the product’s use. This warranty does not apply: (a) to consumable parts, such as batteries,

unless damage has occurred due to a defect in materials or workmanship; (b) to cosmetic damage, including but not limited to scratches, dents and broken plastic on ports; (c) to damage caused by use with non-ARS Global Guiding Inc. products; (d) to damage caused by accident, abuse, misuse, flood, fire, earthquake or other external causes; (e) to damage caused by operating the product outside the permitted or intended uses described by ARS Global Guiding Inc.; (f) to damage caused by service (including upgrades and expansions) performed by anyone who is not a representative of ARS Global Guiding Inc. or an ARS Global Guiding Inc. Authorized Service Provider (“ASP”); (g) to a product or part that has been modified to alter functionality or capability without the written permission of ARS Global Guiding Inc.; or (h) if any ARS Global Guiding Inc. serial number has been removed or defaced.

TO THE EXTENT PERMITTED BY LAW, THIS WARRANTY AND REMEDIES SET FORTH ABOVE ARE EXCLUSIVE AND IN LIEU OF ALL OTHER WARRANTIES, REMEDIES AND CONDITIONS, WHETHER ORAL OR WRITTEN, STATUTORY, EXPRESS OR IMPLIED. AS PERMITTED BY APPLICABLE LAW, ARS GLOBAL GUIDING INC. SPECIFICALLY DISCLAIMS ANY AND ALL STATUTORY OR IMPLIED WARRANTIES, INCLUDING, WITHOUT LIMITATION, WARRANTIES OF MERCHANTABILITY, FITNESS FOR A PARTICULAR PURPOSE AND WARRANTIES AGAINST HIDDEN OR LATENT DEFECTS. IF ARS GLOBAL GUIDING INC. CANNOT LAWFULLY DISCLAIM STATUTORY OR IMPLIED WARRANTIES THEN TO THE EXTENT PERMITTED BY LAW, ALL SUCH WARRANTIES SHALL BE LIMITED IN DURATION TO THE DURATION OF THIS EXPRESS WARRANTY AND TO REPAIR OR REPLACEMENT SERVICE AS DETERMINED BY ARS GLOBAL GUIDING INC. IN ITS SOLE DISCRETION. No ARS Global Guiding Inc. reseller, agent, or employee is authorized to make any modification, extension, or addition to this

warranty. If any term is held to be illegal or unenforceable, the legality or enforceability of the remaining terms shall not be affected or impaired.

EXCEPT AS PROVIDED IN THIS WARRANTY AND TO THE EXTENT PERMITTED BY LAW, ARS GLOBAL GUIDING INC. IS NOT RESPONSIBLE FOR DIRECT, SPECIAL, INCIDENTAL OR CONSEQUENTIAL DAMAGES RESULTING FROM ANY BREACH OF WARRANTY OR CONDITION, OR UNDER ANY OTHER LEGAL THEORY, INCLUDING BUT NOT LIMITED TO LOSS OF USE; LOSS OF REVENUE; LOSS OF ACTUAL OR ANTICIPATED PROFITS (INCLUDING LOSS OF PROFITS ON CONTRACTS); LOSS OF THE USE OF MONEY; LOSS OF ANTICIPATED SAVINGS; LOSS OF BUSINESS; LOSS OF OPPORTUNITY; LOSS OF GOODWILL; LOSS OF REPUTATION; LOSS OF, DAMAGE TO OR CORRUPTION OF DATA; OR ANY INDIRECT OR CONSEQUENTIAL LOSS OR DAMAGE HOWSOEVER CAUSED INCLUDING THE REPLACEMENT OF EQUIPMENT AND PROPERTY, ANY COSTS OF RECOVERING, PROGRAMMING, OR REPRODUCING ANY PROGRAM OR

DATA STORED OR USED WITH ARS GLOBAL GUIDING INC. PRODUCTS AND ANY FAILURE TO MAINTAIN THE CONFIDENTIALITY OF DATA STORED ON THE PRODUCT. THE FOREGOING LIMITATION SHALL NOT APPLY TO DEATH OR PERSONAL INJURY CLAIMS, OR ANY STATUTORY LIABILITY FOR INTENTIONAL AND GROSS NEGLIGENT ACTS AND/OR OMISSIONS. ARS GLOBAL GUIDING INC. DISCLAIMS ANY REPRESENTATION THAT IT WILL BE ABLE TO REPAIR ANY PRODUCT UNDER THIS WARRANTY OR MAKE A PRODUCT EXCHANGE WITHOUT RISK TO OR LOSS OF THE PROGRAMS OR DATA.

OBTAINING WARRANTY SERVICE.

Please access and review the online help resources referred to in the documentation accompanying this hardware product before requesting warranty service. If the product is still not functioning properly after making use of these resources, please contact the ARS Global Guiding Inc. representatives or, if applicable,

or ASP located using the information provided in the documentation. When contacting ARS Global Guiding Inc. via telephone, other charges may apply depending on your location. When calling, an ARS Global Guiding Inc. representative or ASP will help determine whether your product requires service and, if it does, will inform you how ARS Global Guiding Inc. will provide it. You must assist in diagnosing issues with your product and follow ARS Global Guiding Inc.’s warranty processes. ARS Global Guiding Inc. may provide warranty service (i) at an ASP location, where service is performed at the location, or ASP may send the product to an ARS Global Guiding Inc. repair service location for service, (ii) by sending you prepaid way bills (and if you no longer have the original packaging, ARS Global Guiding Inc. may send you packaging material) to enable you to ship the product to ARS Global Guiding Inc.’s repair service

location for service, or (iii) by sending you new or refurbished customer-installable replacement product or parts to enable you to service or exchange your own product (“DIY Service”). Upon receipt of the replacement product or part, the original product or part becomes the property of ARS Global Guiding Inc. and you agree to follow instructions, including, if required, arranging the return of original product or part to ARS Global Guiding Inc. in a timely manner. When providing DIY Service requiring the return of the original product or part, ARS Global Guiding Inc. may require a credit card authorization as security for the retail price of the replacement product or part and applicable shipping costs. If you follow instructions, ARS Global Guiding Inc. will cancel the credit card authorization, so you will not be charged for the product or part and shipping costs. If you fail to return

the replaced product or part as instructed, ARS Global Guiding Inc. will charge the credit card for the authorized amount. Service options, parts availability and response times may vary according to the country in which service is requested. Service options are subject to change at any time. You may be responsible for shipping and handling charges if the product cannot be serviced in the country in which service is requested. If you seek service in a country that is not the country of purchase, you will comply with all applicable export laws and regulations and be responsible for all custom duties, V.A.T. and other associated taxes and charges. For international service, ARS Global Guiding Inc. may repair or exchange defective products and parts with comparable products and parts that comply with local standards. In accordance with applicable law, ARS Global Guiding Inc. may require that you furnish proof

of purchase details and/or comply with registration requirements before receiving warranty service. Please refer to the accompanying documentation for more details on this and other matters on obtaining warranty service. ARS Global Guiding Inc. will maintain and use customer information in accordance with the ARS Global Guiding Inc. Customer Privacy Policy available at the webpage listed in the table below. If your product is capable of storing software programs, data and other information, you should make periodic backup copies of the information contained on the product’s hard drive or other storage media to protect the contents and as a precaution against possible operational failures. Before you deliver your product for warranty service it is your responsibility to keep a separate backup copy of the contents, and disable any security passwords. IT IS POSSIBLE THAT THE CONTENTS OF YOUR HARD DRIVE WILL

BE LOST OR REFORMATTED IN THE COURSE OF WARRANTY SERVICE, AND ARS GLOBAL GUIDING INC. AND ITS AGENTS ARE NOT RESPONSIBLE FOR ANY DAMAGE TO OR LOSS OF PROGRAMS, DATA OR OTHER INFORMATION CONTAINED ON THE MEDIA OR ANY PART OF THE PRODUCT SERVICED. Your product or a replacement product will be returned to you configured as your product was when originally purchased, subject to applicable updates. You will be responsible for reinstalling all other software programs, data and passwords. Recovery and reinstallation of software programs and user data are not covered under this Limited Warranty.

The operating temperature of this EUT could be between -20° C~70° C.

- FCC Regulations:

●This device complies with part 15 of the FCC Rules.

Operation is subject to the following two conditions:

(1) This device may not cause harmful interference, and

(2) this device must accept any interference received, including interference that may cause undesired operation.

●This device has been tested and found to comply with the limits for a Class B digital device, pursuant to Part 15 of the FCC Rules. These limits are designed to provide reasonable protection against harmful interference in a residential installation. This equipment generates, uses and can radiated radio frequency energy and, if not installed and used in accordance with the instructions, may cause harmful interference to radio communications. However, there is no guarantee that interference will not occur in a particular installation If this equipment does cause harmful interference to radio or television

reception, which can be determined by turning the equipment off and on, the user is encouraged to try to correct the interference by one or more of the following measures:

-Reorient or relocate the receiving antenna.

-Increase the separation between the equipment and receiver.

-Connect the equipment into an outlet on a circuit different from that to which the receiver is connected.

-Consult the dealer or an experienced radio/TV technician for help.

Changes or modifications not expressly approved by the party responsible for compliance could void the user ‘s authority to operate the equipment.

- ▸RF Exposure Information

This device meets the government’ s requirements for

exposure to radio waves.

This device is designed and manufactured not to exceed the emission limits for exposure to radio frequency (RF) energy set by the Federal Communications Commission of the U.S. Government.

●This device complies with FCC radiation exposure limits set forth for an uncontrolled environment. In order to avoid the possibility of exceeding the FCC radio frequency exposure limits, human proximity to the antenna shall not be less than 20cm (8 inches) during normal operation.

The antenna(s) used for this transmitter must not be co-located or operating in conjunction with any other antenna or transmitter.