

Bluetooth Suction Cup Shower Speaker

MA-960-D



Specifications

Bluetooth: 3.0 +EDR

Wireless Frequency: 2.4GHz

Loudspeaker Power: 3W x 1

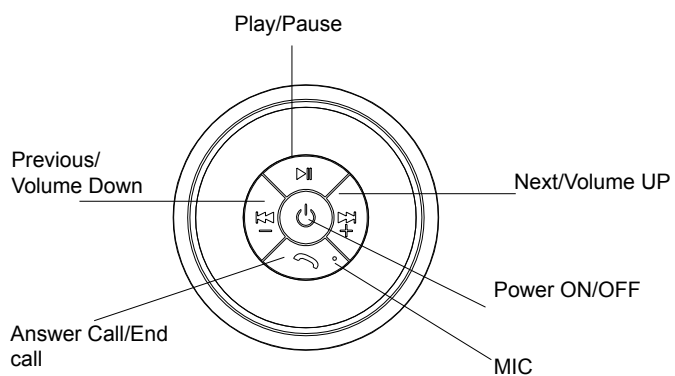
Power: DC 5V- 100-120mA

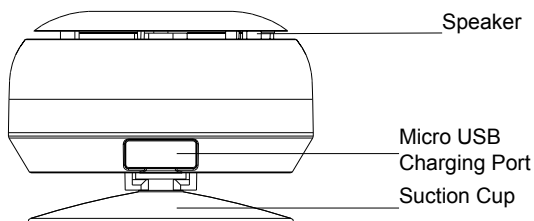
Battery: 3.7V 400mAh lithium

Charging Time: approx. 3 hours

Operating Time: approx. 2 hours

Transfer Distance: 10M







1. Long press "Power ON /OFF" button for 3 seconds, the red and blue color indicator light will alternately flashing, this speaker enters pairing mode.

2. Once you have activated Bluetooth on your device, select the device name "Sylvania" from the list of available Bluetooth devices.
If required, enter the password "0000" to confirm to finalize pairing.

3. Press "Next / Volume UP" or "Previous / Volume DOWN" to select the music track and volume control.
If you want to pause your music, press the "Play / Pause" button once.

4. When there is an incoming call, please press the "Answer Call / End Call" once to answer the phone, press again when you finished the phone conversation.

INSTRUCTION MANUAL

 <p>This lightning flash and arrowhead within the triangle is a warning sign alerting you of "dangerous voltage" inside the product.</p>	<div><div>CAUTION</div><div>RISK OF ELECTRIC SHOCK DO NOT OPEN</div></div> <p>CAUTION: TO REDUCE THE RISK OF ELECTRIC SHOCK, DO NOT REMOVE COVER (ON BACK). NO USER SERVICEABLE PARTS INSIDE. REFER SERVICING TO QUALIFIED SERVICE PERSONNEL.</p>	 <p>The exclamation point within the triangle is a warning sign alerting you of important instructions</p>
---------------------------------------------------------------------------------------------------------------------------------------------------------------------------------------------------------------------------	-------------------------------------------------------------------------------------------------------------------------------------------------------------------------------------------------------------------------------------------------------	---------------------------------------------------------------------------------------------------------------------------------------------------------------------------------------------

WARNING: TO REDUCE THE RISK OF FIRE OR ELECTRIC SHOCK, DO NOT EXPOSE THIS APPLIANCE TO RAIN OR MOISTURE