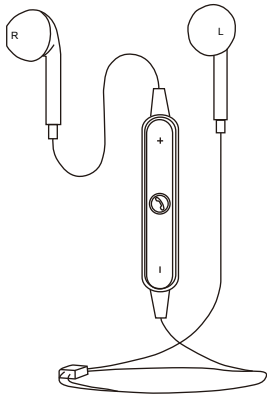


1

Bluetooth Headset User Manual









2

Specification:

- Bluetooth spec: V3.0
- Bluetooth profiles supported: HSP, HFP, A2DP
- Frequency range: 2.4GHz
- Operation range: up to 10 meters
- Transmission Power: class 2
- Battery: 3.7V/55mAh
- Charging time: 2~3 hours
- Play music time: up to 4 hours
- Talk time: up to 5 hours
- Standby time: up to 100 hours
- Size: 57*12*9mm
- Weight: 16g

3

How to Use:

- To turn it on:
Press  for 3 Seconds while the blue light turns on.
- To turn it off:
Press  for 6 Seconds while the red light flash 3 times.
- To pair it:
Press  for 6 Seconds while the blue and red light flash alternatively.
- To answer a phone call:
Click  to answer a phone call.
- To reject a phone call:
Press  for 3 Seconds to reject the call.
- To play the music:
Click  for play and pause the music.

4

- Volume Up: Long press “+”
- Volume Down: Long press “-”
- Previous Track: Click “+”
- Next Track: Click “-”

Charge the batteries:

- 1.Plugs the Micro-USB charging cable into the headset.
- 2.Plug the USB port on a computer or power adapter.
- 3.Charge for 1 to 3 hours or until the Battery status red light turns off.

5

Caution:

1. When not in use for a prolonged period, it is recommended that you turn off the headset to lengthen battery life.
- 2.When the power red light flash, it is recommended that charging the headset not less than 2 hours.

Safety Caution

- 1.Keep the item away from sharp objects.
- 2.Do not place heavy object on the headset.
- 3.Away from microwave items.
- 4.Do not force or distorted the headset.
- 5.Keep away from oil, chemical or other organic liquid items.

80*80mm

FCC Caution.

This device complies with part 15 of the FCC Rules. Operation is subject to the following two conditions: (1) This device may not cause harmful interference, and (2) this device must accept any interference received, including interference that may cause undesired operation.

Any Changes or modifications not expressly approved by the party responsible for compliance could void the user's authority to operate the equipment.

Note: This equipment has been tested and found to comply with the limits for a Class B digital device, pursuant to part 15 of the FCC Rules. These limits are designed to provide reasonable protection against harmful interference in a residential installation. This equipment generates uses and can radiate radio frequency energy and, if not installed and used in accordance with the instructions, may cause harmful interference to radio communications. However, there is no guarantee that interference will not occur in a particular installation. If this equipment does cause harmful interference to radio or television reception, which can be determined by turning the equipment off and on, the user is encouraged to try to correct the interference by one or more of the following measures

- Reorient or relocate the receiving antenna.
- Increase the separation between the equipment and receiver.
- Connect the equipment into an outlet on a circuit different from that to which the receiver is connected.
- Consult the dealer or an experienced radio/TV technician for help.

* RF warning

The device has been evaluated to meet general RF exposure requirement. The device can be used in portable exposure condition without restriction.