



Test Report

Date : 2023-07-28
No. : HMD23010013

Page 1 of 79

Applicant : inMusic Brand, Inc.
200 Scenic View Drive, Suite 201, Cumberland, Rhode Island, 02864
U.S.A.

Supplier / Manufacturer : inMusic Brand, Inc.
200 Scenic View Drive, Suite 201, Cumberland, Rhode Island, 02864
U.S.A.

Description of Sample(s) : Submitted sample(s) said to be
Product: Audio Device
Brand Name: **ALESIS**
Model No.: LDMD
FCC ID: Y4O-LDMD

Date Samples Received : 2023-01-09

Date Tested : 2023-01-09 to 2023-01-13

Investigation Requested : Perform Electro Magnetic Interference measurement in accordance with FCC 47CFR [Codes of Federal Regulations] Part 15 and ANSI C63.10:2013 for FCC Certification.

Conclusions : The submitted product COMPLIED with the requirements of Federal Communications Commission [FCC] Rules and Regulations Part 15. The tests were performed in accordance with the standards described above and on Section 2.2 in this Test Report.

Remarks : Bluetooth FHSS (GFSK / $\pi/4$ -DQPSK/ 8DPSK)

Test by : Susu


Dr.CHAN Kwok Hung, Brian
Authorized Signatory



Test Report

Date : 2023-07-28
No. : HMD23010013

Page 2 of 79

CONTENT:

Cover	Page 1 of 79
Content	Page 2 of 79

1.0 General Details

1.1	Test Laboratory	Page 3 of 79
1.2	Equipment Under Test [EUT] Description of EUT operation	Page 3 of 79
1.3	Date of Order	Page 3 of 79
1.4	Submitted Sample(s)	Page 3 of 79
1.5	Test Duration	Page 3 of 79
1.6	Country of Origin	Page 3 of 79
1.7	RF Module Details	Page 4 of 79
1.8	Antenna Details	Page 4 of 79
1.9	Channel List	Page 4 of 79

2.0 Technical Details

2.1	Investigations Requested	Page 5 of 79
2.2	Test Standards and Results Summary	Page 6 of 79
2.3	Table for Test Modes	Page 7 of 79

3.0 Test Results

3.1	Emission	Page 8-78 of 79
-----	----------	-----------------

Appendix A

List of Measurement Equipment	Page 79 of 79
-------------------------------	---------------



Test Report

Date : 2023-07-28
No. : HMD23010013

Page 3 of 79

1.0 General Details

1.1 Test Laboratory

The Hong Kong Standards and Testing Centre Ltd.
EMC Laboratory
10 Dai Wang Street, Taipo Industrial Estate, New Territories, Hong Kong
Telephone: 852 2666 1888
Fax: 852 2664 4353

1.2 Equipment Under Test [EUT]

Description of Sample(s)

Product: Audio Device
inMusic Brand, Inc.
Manufacturer: 200 Scenic View Drive, Suite 201, Cumberland, Rhode Island,
02864 U.S.A.
Brand Name: **ALESIS**
Model Number: LDMD
Rating: 19.0Vd.c. by adapter
The AC/DC adapter was provided by the applicant with following details:
Brand name: FSP; Model no.: FSP065-RBBN3
Input: 100-240Va.c. 50-60Hz 1.5A , Output: 19.0Vd.c. 3.42A 65W
Informational of display screen:
Brand Name: G.V. Model Number: GVH101HD161H-C-A
Brand Name: U.R.T. Model Number: UMO-9571MD-T

1.2.1 Description of EUT Operation

The Equipment Under Test (EUT) is an Audio Device. The transmission signal is digital modulated with channel frequency range 2402-2480MHz. The R.F. signal was modulated by IC; the type of modulation used was frequency hopping spread spectrum Modulation.

1.3 Date of Order

2023-01-09

1.4 Submitted Sample(s):

1 Sample

1.5 Test Duration

2023-01-09 to 2023-01-13

1.6 Country of Origin

China

The Hong Kong Standards and Testing Centre Limited
10 Dai Wang Street, Taipo Industrial Estate, Tai Po, N.T., Hong Kong

Tel: +852 2666 1888 Fax: +852 2664 4353 Email: hkstc@stc.group Website: www.stc.group

This report shall not be reproduced unless with prior written approval from The Hong Kong Standards and Testing Centre Limited.
For Conditions of Issuance of this test report, please refer to "Conditions of Issuance of Test Reports" section or Website.



Test Report

Date : 2023-07-28
No. : HMD23010013

Page 4 of 79

1.7 RF Module Details

Module Model Number: AP6256
Module FCC ID: N/A
Module Transmission Type: Bluetooth 5.0 BLE
Modulation: FHSS (GFSK / $\pi/4$ -DQPSK/ 8DPSK)
Data Rates:
1MBps: GFSK
2 MBps: $\pi/4$ -DQPSK
3 MBps: 8DPSK
Frequency Range: 2400-2483.5MHz
Carrier Frequencies: 2402MHz – 2480MHz

Module Specification (specification provided by manufacturer)

1.8 Antenna Details

Antenna Type: Linear antenna
Antenna Gain: 2.0dBi

1.9 Channel List

Channel	Frequency (MHz)	Channel	Frequency (MHz)
0	2402	42	2444
1	2403	43	2445
2	2404	44	2446
3	2405	45	2447
4	2406	46	2448
5	2407	47	2449
6	2408	48	2450
7	2409
8	2410	67	2469
9	2411	68	2470
...	...	69	2471
33	2435	70	2472
34	2436	71	2473
35	2437	72	2474
36	2438	73	2475
37	2439	74	2476
38	2440	75	2477
39	2441	76	2478
40	2442	77	2479
41	2443	78	2480

The Hong Kong Standards and Testing Centre Limited

10 Dai Wang Street, Taipo Industrial Estate, Tai Po, N.T., Hong Kong

Tel: +852 2666 1888 Fax: +852 2664 4353 Email: hkstc@stc.group Website: www.stc.group

This report shall not be reproduced unless with prior written approval from The Hong Kong Standards and Testing Centre Limited.

For Conditions of Issuance of this test report, please refer to "Conditions of Issuance of Test Reports" section or Website.



Test Report

Date : 2023-07-28
No. : HMD23010013

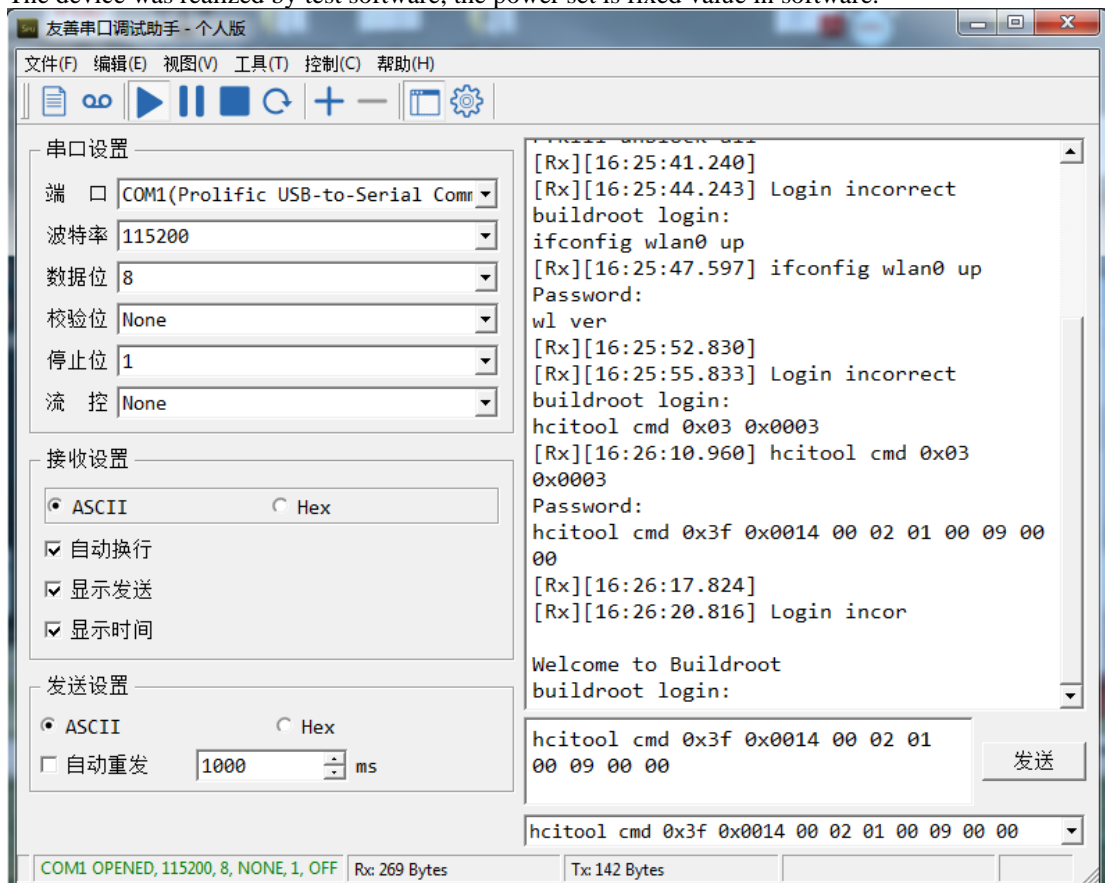
Page 5 of 79

2.0 Technical Details

2.1 Investigations Requested

Perform Electromagnetic Interference measurements in accordance with FCC 47CFR [Codes of Federal Regulations] Part 15 Regulations and ANSI C63.10:2013 for FCC Certification.

The device was realized by test software, the power set is fixed value in software.



The Hong Kong Standards and Testing Centre Limited

10 Dai Wang Street, Taipo Industrial Estate, Tai Po, N.T., Hong Kong

Tel: +852 2666 1888 Fax: +852 2664 4353 Email: hkstc@stc.group Website: www.stc.group

This report shall not be reproduced unless with prior written approval from The Hong Kong Standards and Testing Centre Limited.

For Conditions of Issuance of this test report, please refer to "Conditions of Issuance of Test Reports" section or Website.



Test Report

Date : 2023-07-28
No. : HMD23010013

Page 6 of 79

2.2 Test Standards and Results Summary Tables

EMISSION Results Summary						
Test Condition	Test Requirement	Test Method	Class / Severity	Test Result		
				Pass	Failed	N/A
Maximum Peak Conducted Output Power	FCC 47CFR 15.247(b)(1)	ANSI C63.10: 2013	N/A	<input checked="" type="checkbox"/>	<input type="checkbox"/>	<input type="checkbox"/>
Radiated Spurious Emissions	FCC 47CFR 15.209, FCC 47CFR 15.205	ANSI C63.10: 2013	N/A	<input checked="" type="checkbox"/>	<input type="checkbox"/>	<input type="checkbox"/>
AC Mains Conducted Emissions	FCC 47CFR 15.207	ANSI C63.10: 2013	N/A	<input checked="" type="checkbox"/>	<input type="checkbox"/>	<input type="checkbox"/>
Conducted Spurious Emissions	FCC 47CFR 15.247(d)	ANSI C63.10: 2013	N/A	<input checked="" type="checkbox"/>	<input type="checkbox"/>	<input type="checkbox"/>
Number of Hopping Frequency	FCC 47CFR 15.247 (b)(1)	ANSI C63.10: 2013	N/A	<input checked="" type="checkbox"/>	<input type="checkbox"/>	<input type="checkbox"/>
20dB Bandwidth	FCC 47CFR 15.247(a)(2)	ANSI C63.10: 2013	N/A	<input checked="" type="checkbox"/>	<input type="checkbox"/>	<input type="checkbox"/>
Hopping Channel Separation	FCC 47CFR 15.247(a)(1)	ANSI C63.10: 2013	N/A	<input checked="" type="checkbox"/>	<input type="checkbox"/>	<input type="checkbox"/>
Band-edge measurement (Radiated)	FCC 47CFR 15.247(d)	ANSI C63.10: 2013	N/A	<input checked="" type="checkbox"/>	<input type="checkbox"/>	<input type="checkbox"/>
Pseudorandom Hopping Algorithm	FCC 47CFR 15.247(a)(1)	N/A	N/A	<input checked="" type="checkbox"/>	<input type="checkbox"/>	<input type="checkbox"/>
Time of Occupancy (Dwell Time)	FCC 47CFR 15.247(a)(1)(iii)	ANSI C63.10: 2013	N/A	<input checked="" type="checkbox"/>	<input type="checkbox"/>	<input type="checkbox"/>
Antenna requirement	FCC 47CFR 15.203	N/A	N/A	<input checked="" type="checkbox"/>	<input type="checkbox"/>	<input type="checkbox"/>

Note: N/A - Not Applicable

The Hong Kong Standards and Testing Centre Limited

10 Dai Wang Street, Tai Po Industrial Estate, Tai Po, N.T., Hong Kong

Tel: +852 2666 1888 Fax: +852 2664 4353 Email: hkstc@stc.group Website: www.stc.group

This report shall not be reproduced unless with prior written approval from The Hong Kong Standards and Testing Centre Limited.

For Conditions of Issuance of this test report, please refer to "Conditions of Issuance of Test Reports" section or Website.



Test Report

Date : 2023-07-28
No. : HMD23010013

Page 7 of 79

2.3 Table for Test Modes

Preliminary tests were performed in different data rate to find the worst radiated emission. The data rate in the table below is the worst-case rate with respect to the specific test item.

Investigation has been done on all the possible configurations for searching the worst cases.

The following table is a list of the test modes shown in this test report.

Test Items	Mode	Data Rate
Maximum Peak Conducted Output Power	GFSK / $\pi/4$ -DQPSK / 8DPSK	1MBps / 2MBps / 3MBps
Hopping Channel Separation	GFSK / $\pi/4$ -DQPSK / 8DPSK	1MBps / 2MBps / 3MBps
Number of Hopping Frequency	GFSK / $\pi/4$ -DQPSK / 8DPSK	1MBps / 2MBps / 3MBps
Time of Occupancy (Dwell Time)	8DPSK (3DH1 / 3DH3 / 3DH5)	3MBps
Radiated Spurious Emissions	GFSK / $\pi/4$ -DQPSK / 8DPSK	1MBps / 2MBps / 3MBps
Band-edge compliance of Conducted Emission	GFSK / $\pi/4$ -DQPSK / 8DPSK	1MBps / 2MBps / 3MBps

The Hong Kong Standards and Testing Centre Limited

10 Dai Wang Street, Taipo Industrial Estate, Tai Po, N.T., Hong Kong

Tel: +852 2666 1888 Fax: +852 2664 4353 Email: hkstc@stc.group Website: www.stc.group

This report shall not be reproduced unless with prior written approval from The Hong Kong Standards and Testing Centre Limited.

For Conditions of Issuance of this test report, please refer to "Conditions of Issuance of Test Reports" section or Website.



Test Report

Date : 2023-07-28
No. : HMD23010013

Page 8 of 79

3.0 Test Results

3.1 Emission

3.1.1 Maximum Peak Conducted Output Power

Test Requirement:	FCC 47CFR 15.247(b) (1)
Test Method:	ANSI C63.10: 2013
Test Date:	2023-01-10
Mode of Operation:	Tx mode

Ambient Temperature: 25°C	Relative Humidity: 51%	Atmospheric Pressure: 101 kPa
---------------------------	------------------------	-------------------------------

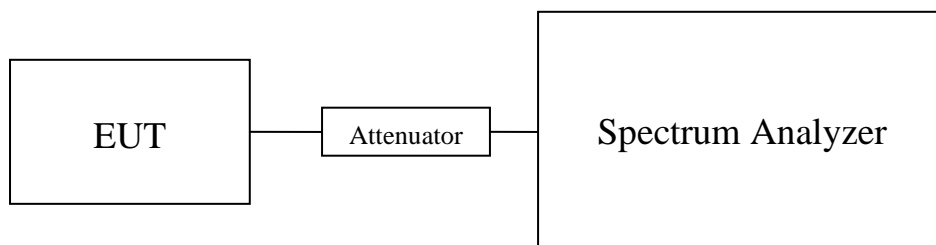
Test Method:

A temporary antenna connector was soldered to the RF output. The RF output of the EUT was connected to the spectrum analyzer. All the attenuation or cable loss will be added to the measured maximum output power. The results are recorded in Watt.

Spectrum Analyzer Setting:

RBW = 3 MHz, VBW= 3MHz, Sweep = Auto, Span: Approximately five times the 20 dB bandwidth
Detector = Peak, Trace = Max. hold

Test Setup:



Note: a temporary antenna connector was soldered to the RF output.



Test Report

Date : 2023-07-28
No. : HMD23010013

Page 9 of 79

Limits for Maximum Peak Conducted Output Power [FCC 47CFR 15.247]:

The maximum peak output power shall not exceeded the following limits:
For frequency hopping systems employing at least 75 hopping channels: 1 Watt
For all other frequency hopping systems in the 2400-2483.5 MHz band: 0.125 Watts
For Digital Transmission systems in 2400-2483.5 MHz Band: 1 Watt

Results of Bluetooth Communication mode (GFSK) (Fundamental Power): Pass					
Channel	Frequency(MHz)	Conducted power(dBm)	Antenna Gain(dBi)	E.I.R.P(dBm)	E.I.R.P (Watt)
0	2402	2.305	2.0	4.305	0.002695
39	2441	4.291	2.0	6.291	0.004257
78	2480	5.523	2.0	7.523	0.005653

Results of Bluetooth Communication mode ($\pi/4$ -DQPSK) (Fundamental Power): Pass					
Channel	Frequency(MHz)	Conducted power(dBm)	Antenna Gain(dBi)	E.I.R.P(dBm)	E.I.R.P (Watt)
0	2402	-1.159	2.0	0.841	0.001214
39	2441	0.244	2.0	2.244	0.001676
78	2480	0.991	2.0	2.991	0.001991

Results of Bluetooth Communication mode (8DPSK) (Fundamental Power): Pass					
Channel	Frequency(MHz)	Conducted power(dBm)	Antenna Gain(dBi)	E.I.R.P(dBm)	E.I.R.P (Watt)
0	2402	-0.844	2.0	1.156	0.001305
39	2441	0.536	2.0	2.536	0.001793
78	2480	1.299	2.0	3.299	0.002137

Calculated measurement uncertainty : 30MHz to 1GHz 1.7dB
1GHz to 18GHz 1.7dB

Remark:

1. All test data for each data rate were verified, but only the worst case was reported.
2. The EUT is programmed to transmit signals continuously for all testing.



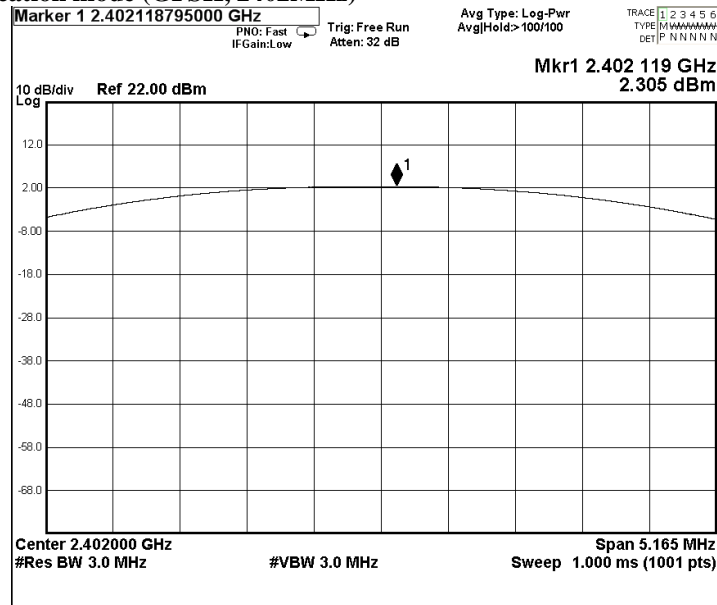
Test Report

Date : 2023-07-28
No. : HMD23010013

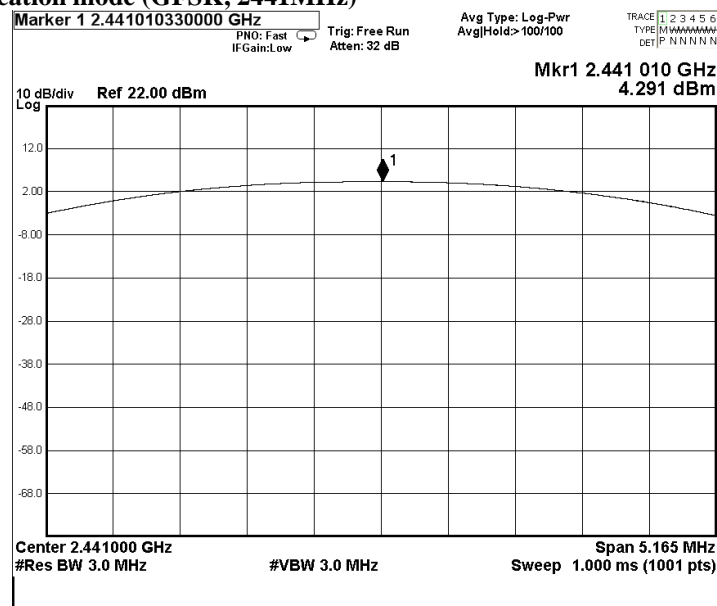
Page 10 of 79

Test plot of Maximum Peak Conducted Output Power:

Bluetooth Communication mode (GFSK, 2402MHz)



Bluetooth Communication mode (GFSK, 2441MHz)



The Hong Kong Standards and Testing Centre Limited

10 Dai Wang Street, Taipo Industrial Estate, Tai Po, N.T., Hong Kong

Tel: +852 2666 1888 Fax: +852 2664 4353 Email: hkstc@stc.group Website: www.stc.group

This report shall not be reproduced unless with prior written approval from The Hong Kong Standards and Testing Centre Limited.

For Conditions of Issuance of this test report, please refer to "Conditions of Issuance of Test Reports" section or Website.

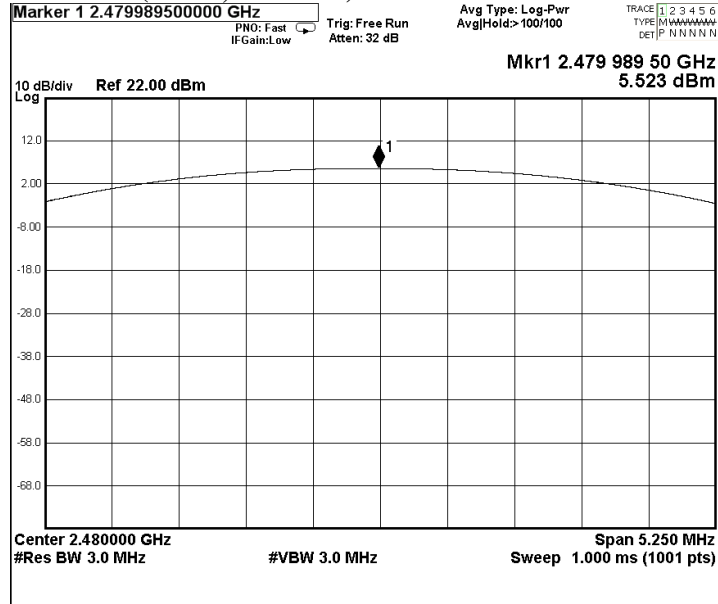


Test Report

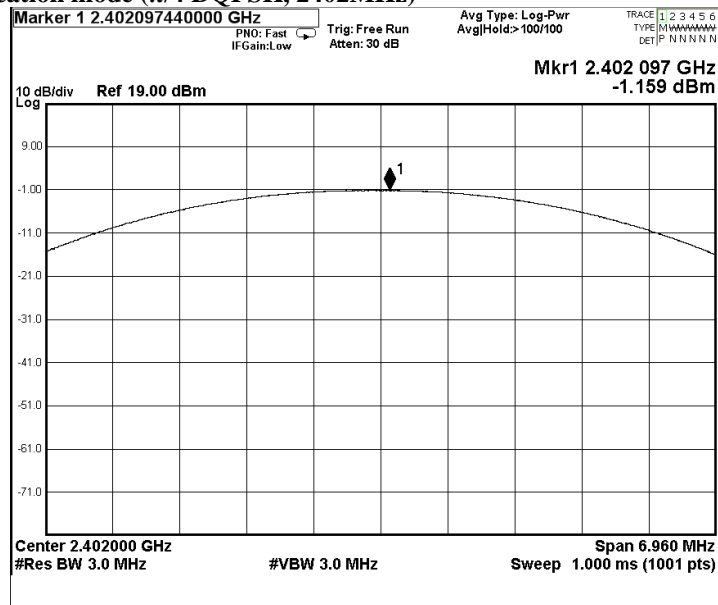
Date : 2023-07-28
No. : HMD23010013

Page 11 of 79

Bluetooth Communication mode (GFSK, 2480MHz)



Bluetooth Communication mode ($\pi/4$ DQPSK, 2402MHz)



The Hong Kong Standards and Testing Centre Limited

10 Dai Wang Street, Taipo Industrial Estate, Tai Po, N.T., Hong Kong

Tel: +852 2666 1888 Fax: +852 2664 4353 Email: hkstc@stc.group Website: www.stc.group

This report shall not be reproduced unless with prior written approval from The Hong Kong Standards and Testing Centre Limited.

For Conditions of Issuance of this test report, please refer to "Conditions of Issuance of Test Reports" section or Website.

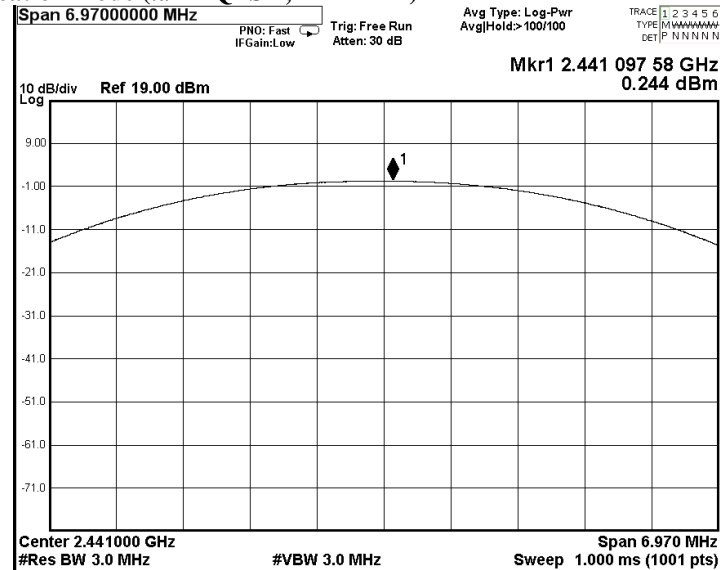


Test Report

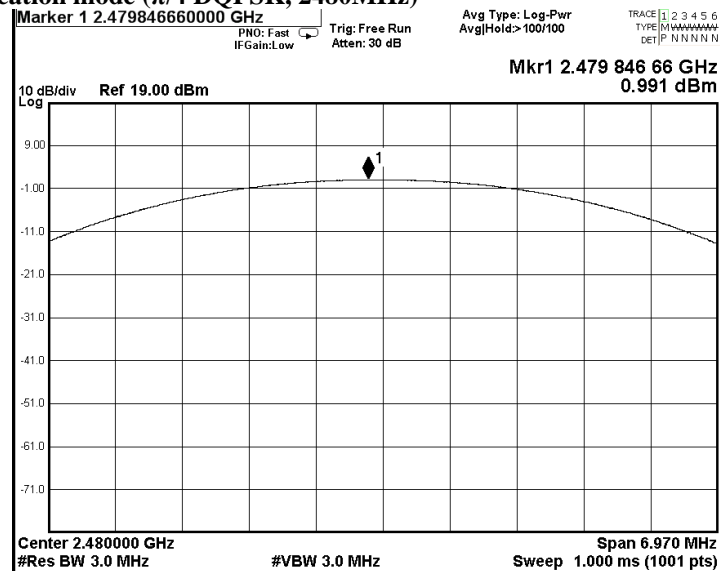
Date : 2023-07-28
No. : HMD23010013

Page 12 of 79

Bluetooth Communication mode ($\pi/4$ DQPSK, 2441MHz)



Bluetooth Communication mode ($\pi/4$ DQPSK, 2480MHz)



The Hong Kong Standards and Testing Centre Limited

10 Dai Wang Street, Taipo Industrial Estate, Tai Po, N.T., Hong Kong

Tel: +852 2666 1888 Fax: +852 2664 4353 Email: hkstc@stc.group Website: www.stc.group

This report shall not be reproduced unless with prior written approval from The Hong Kong Standards and Testing Centre Limited.

For Conditions of Issuance of this test report, please refer to "Conditions of Issuance of Test Reports" section or Website.

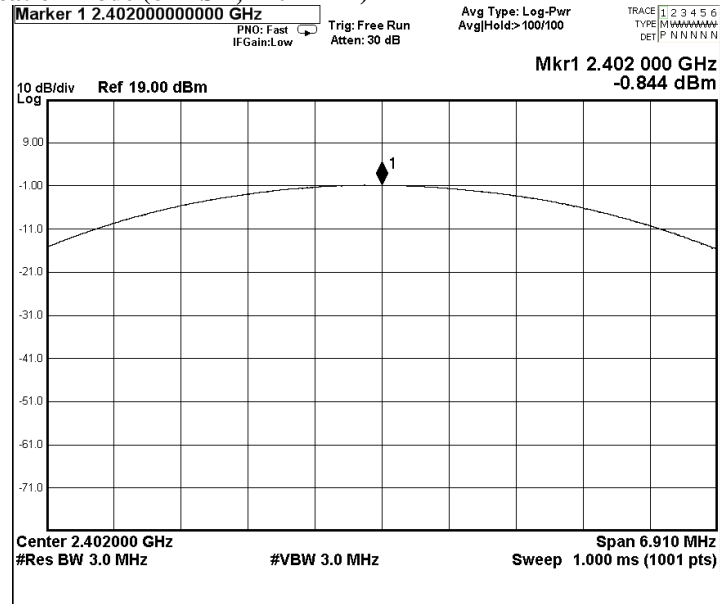


Test Report

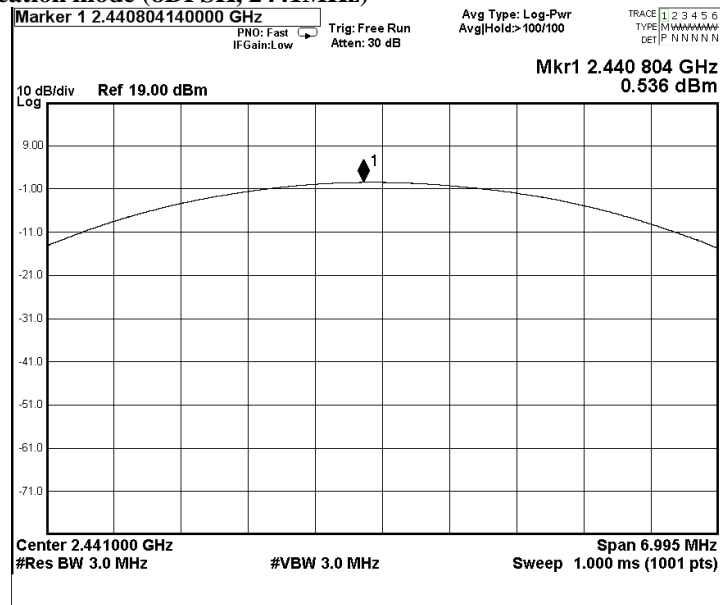
Date : 2023-07-28
No. : HMD23010013

Page 13 of 79

Bluetooth Communication mode (8DPSK, 2402MHz)



Bluetooth Communication mode (8DPSK, 2441MHz)



The Hong Kong Standards and Testing Centre Limited

10 Dai Wang Street, Taipo Industrial Estate, Tai Po, N.T., Hong Kong

Tel: +852 2666 1888 Fax: +852 2664 4353 Email: hkstc@stc.group Website: www.stc.group

This report shall not be reproduced unless with prior written approval from The Hong Kong Standards and Testing Centre Limited.

For Conditions of Issuance of this test report, please refer to "Conditions of Issuance of Test Reports" section or Website.

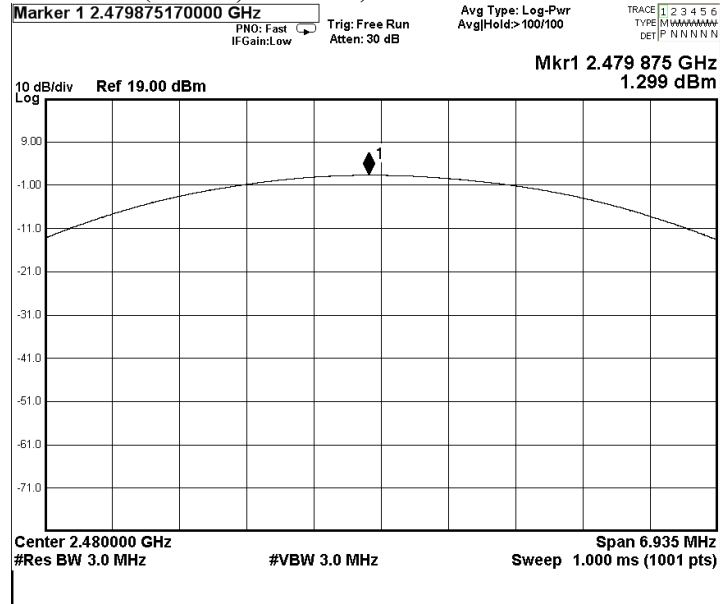


Test Report

Date : 2023-07-28
No. : HMD23010013

Page 14 of 79

Bluetooth Communication mode (8DPSK, 2480MHz)



The Hong Kong Standards and Testing Centre Limited

10 Dai Wang Street, Taipo Industrial Estate, Tai Po, N.T., Hong Kong

Tel: +852 2666 1888 Fax: +852 2664 4353 Email: hkstc@stc.group Website: www.stc.group

This report shall not be reproduced unless with prior written approval from The Hong Kong Standards and Testing Centre Limited.

For Conditions of Issuance of this test report, please refer to "Conditions of Issuance of Test Reports" section or Website.



Test Report

Date : 2023-07-28
No. : HMD23010013

Page 15 of 79

3.1.2 Radiated Spurious Emissions

Test Requirement:	FCC 47CFR 15.209
Test Method:	ANSI C63.10:2013
Test Date:	2023-01-09 to 2023-01-13
Mode of Operation:	Tx mode / Bluetooth play mode (GFSK)

Ambient Temperature: 26.8°C Relative Humidity: 43.9% Atmospheric Pressure: 100.8 kPa

Test Method:

For emission measurements at or below 1 GHz, the sample was placed 0.8m above the ground plane of semi-anechoic Chamber*. For emission measurements above 1 GHz, the sample was placed 1.5m above the ground plane of semi-anechoic Chamber*. Measurements in both horizontal and vertical polarities were performed. During the test, each emission was maximized by: having the EUT continuously working, investigated all operating modes, rotated about all 3 axis (X, Y & Z) and considered typical configuration to obtain worst position, manipulating interconnecting cables, rotating turntable, varying antenna height from 1m to 4m in both horizontal and vertical polarizations. The emissions worst-case are shown in Test Results of the following pages.

* Semi-Anechoic chamber located on the G/F of The Hong Kong Standards and Testing Centre Ltd. with
Registration Number: HK0001
Test Firm Registration Number: 367672

The Hong Kong Standards and Testing Centre Limited

10 Dai Wang Street, Taipo Industrial Estate, Tai Po, N.T., Hong Kong

Tel: +852 2666 1888 Fax: +852 2664 4353 Email: hkstc@stc.group Website: www.stc.group

This report shall not be reproduced unless with prior written approval from The Hong Kong Standards and Testing Centre Limited.

For Conditions of Issuance of this test report, please refer to "Conditions of Issuance of Test Reports" section or Website.

Test Report

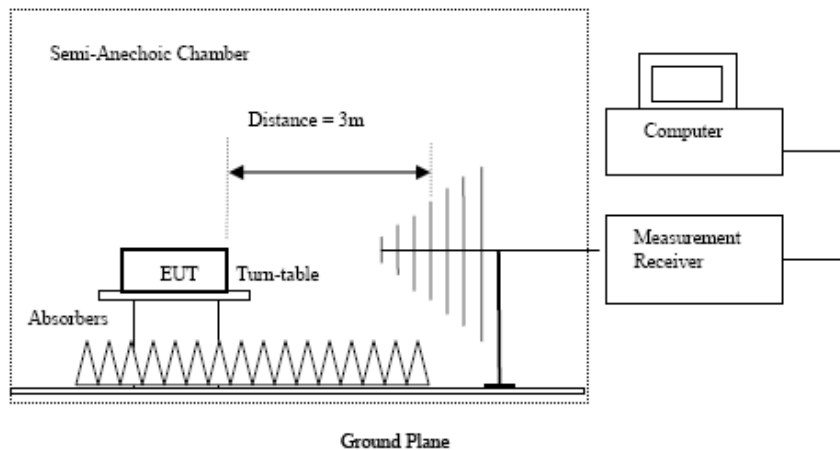
Date : 2023-07-28
No. : HMD23010013

Page 16 of 79

Spectrum Analyzer Setting:

9KHz – 30MHz (Pk & AVG)	RBW: 10kHz VBW: 30kHz Sweep: Auto Span: Fully capture the emissions being measured Trace: Max. hold
30MHz – 1GHz (QP)	RBW: 120kHz VBW: 120kHz Sweep: Auto Span: Fully capture the emissions being measured Trace: Max. hold
Above 1GHz (Pk & AVG)	RBW: 1MHz VBW: 1MHz Sweep: Auto Span: Fully capture the emissions being measured Trace: Max. hold

Test Setup:



- Absorbers placed on top of the ground plane are for measurements above 1000MHz only.
- Measurements between 30MHz to 1000MHz made with Bi-log antennas, above 1000MHz horn antennas are used, 9kHz to 30MHz loop antennas are used.



Test Report

Date : 2023-07-28
No. : HMD23010013

Page 17 of 79

Limits for Radiated Emissions FCC 47 CFR 15.247 Class B):

Frequency Range	Quasi-Peak Limits
[MHz]	[μV/m]
0.009-0.490	2400/F (kHz)
0.490-1.705	24000/F (kHz)
1.705-30	30
30-88	100
88-216	150
216-960	200
Above960	500

The emission limits shown in the above table are based on measurement employing a CISPR quasi-peak detector and above 1000MHz are based on measurements employing an average detector.

Result of Tx mode (2402.0 MHz) (GFSK) (9kHz – 30MHz): Pass

Field Strength of Spurious Emissions Peak Value						
Frequency MHz	Measured Level dBμV	Correction Factor dB/m	Field Strength dBμV/m	Field Strength uV/m	Limit uV/m	E-Field Polarity
Emissions detected are more than 20 dB below the FCC Limits						

Result of Tx mode (2402.0 MHz) (GFSK) (Above 1GHz): Pass

Field Strength of Spurious Emissions Peak Value						
Frequency MHz	Measured Level @3m dBμV	Correction Factor dB/m	Field Strength dBμV/m	Limit @3m dBμV/m	Margin dB	E-Field Polarity
4804.0	57.3	0.8	58.1	74.0	15.9	Vertical
4804.0	57.5	0.5	58.0	74.0	16.0	Horizontal
7206.0	50.2	7.0	57.2	74.0	16.8	Vertical
7206.0	49.6	6.5	56.1	74.0	17.9	Horizontal
9608.0	46.5	8.5	55.0	74.0	19.0	Vertical
9608.0	46.3	8.3	54.6	74.0	19.4	Horizontal
12010.0	45.1	10.9	56.0	74.0	18.0	Vertical
12010.0	45.3	10.8	56.1	74.0	18.0	Horizontal

The Hong Kong Standards and Testing Centre Limited

10 Dai Wang Street, Taipo Industrial Estate, Tai Po, N.T., Hong Kong

Tel: +852 2666 1888 Fax: +852 2664 4353 Email: hkstc@stc.group Website: www.stc.group

This report shall not be reproduced unless with prior written approval from The Hong Kong Standards and Testing Centre Limited.

For Conditions of Issuance of this test report, please refer to "Conditions of Issuance of Test Reports" section or Website.



Test Report

Date : 2023-07-28
No. : HMD23010013

Page 18 of 79

Field Strength of Spurious Emissions Average Value						
Frequency MHz	Measured Level @3m dBμV	Correction Factor dB/m	Field Strength dBμV/m	Limit @3m dBμV/m	Margin dB	E-Field Polarity
4804.0	41.5	0.8	42.3	54.0	11.7	Vertical
4804.0	41.3	0.5	41.8	54.0	12.2	Horizontal
7206.0	35.8	7.0	42.8	54.0	11.2	Vertical
7206.0	33.7	6.5	40.2	54.0	13.8	Horizontal
9608.0	31.7	8.5	40.2	54.0	13.8	Vertical
9608.0	32.0	8.3	40.3	54.0	13.7	Horizontal
12010.0	30.0	10.9	40.9	54.0	13.1	Vertical
12010.0	29.5	10.8	40.3	54.0	13.7	Horizontal

Result of Tx mode (2441.0 MHz) (GFSK) (9kHz – 30MHz): Pass

Field Strength of Spurious Emissions Peak Value						
Frequency MHz	Measured Level dBuV	Correction Factor dB/m	Field Strength dBuV/m	Field Strength uV/m	Limit uV/m	E-Field Polarity
Emissions detected are more than 20 dB below the FCC Limits						

Result of Tx mode (2441.0 MHz) (GFSK) (Above 1GHz): Pass

Field Strength of Spurious Emissions Peak Value						
Frequency MHz	Measured Level @3m dBμV	Correction Factor dB/m	Field Strength dBμV/m	Limit @3m dBμV/m	Margin dB	E-Field Polarity
4882.0	57.9	0.8	58.7	74.0	15.3	Vertical
4882.0	57.5	0.5	58.0	74.0	16.0	Horizontal
7223.0	50.6	7.0	57.6	74.0	16.4	Vertical
7223.0	51.3	6.5	57.8	74.0	16.2	Horizontal
9764.0	48.3	8.5	56.8	74.0	17.2	Vertical
9764.0	47.2	8.3	55.5	74.0	18.5	Horizontal
12205.0	45.1	10.9	56.0	74.0	18.1	Vertical
12205.0	45.4	10.8	56.2	74.0	17.8	Horizontal

The Hong Kong Standards and Testing Centre Limited

10 Dai Wang Street, Taipo Industrial Estate, Tai Po, N.T., Hong Kong

Tel: +852 2666 1888 Fax: +852 2664 4353 Email: hkstc@stc.group Website: www.stc.group

This report shall not be reproduced unless with prior written approval from The Hong Kong Standards and Testing Centre Limited.

For Conditions of Issuance of this test report, please refer to "Conditions of Issuance of Test Reports" section or Website.



Test Report

Date : 2023-07-28

Page 19 of 79

No. : HMD23010013

Field Strength of Spurious Emissions Average Value						
Frequency MHz	Measured Level @3m dBuV	Correction Factor dB/m	Field Strength dBuV/m	Limit @3m dBuV/m	Margin dB	E-Field Polarity
4882.0	41.8	0.8	42.6	54.0	11.4	Vertical
4882.0	42.3	0.5	42.8	54.0	11.2	Horizontal
7323.0	36.2	7.0	43.2	54.0	10.8	Vertical
7323.0	35.7	6.5	42.2	54.0	11.8	Horizontal
9764.0	33.1	8.5	41.6	54.0	12.4	Vertical
9764.0	32.2	8.3	40.5	54.0	13.5	Horizontal
12205.0	30.5	10.9	41.4	54.0	12.6	Vertical
12205.0	30.1	10.8	40.9	54.0	13.1	Horizontal

Result of Tx mode (2480.0 MHz) (GFSK) (9kHz – 30MHz): Pass

Field Strength of Spurious Emissions Peak Value						
Frequency MHz	Measured Level dBuV	Correction Factor dB/m	Field Strength dBuV/m	Field Strength uV/m	Limit uV/m	E-Field Polarity
Emissions detected are more than 20 dB below the FCC Limits						

Result of Tx mode (2480.0 MHz) (GFSK) (Above 1GHz): Pass

Field Strength of Spurious Emissions Peak Value						
Frequency MHz	Measured Level @3m dBuV	Correction Factor dB/m	Field Strength dBuV/m	Limit @3m dBuV/m	Margin dB	E-Field Polarity
4960.0	57.8	0.8	58.6	74.0	15.4	Vertical
4960.0	58.0	0.5	58.5	74.0	15.5	Horizontal
7440.0	50.7	7.0	57.7	74.0	16.3	Vertical
7440.0	50.9	6.5	57.4	74.0	16.6	Horizontal
9920.0	47.2	8.5	55.7	74.0	18.3	Vertical
9920.0	47.0	8.3	55.3	74.0	18.7	Horizontal
12400.0	45.5	10.9	56.4	74.0	17.6	Vertical
12400.0	45.3	10.8	56.1	74.0	17.9	Horizontal

The Hong Kong Standards and Testing Centre Limited

10 Dai Wang Street, Taipo Industrial Estate, Tai Po, N.T., Hong Kong

Tel: +852 2666 1888 Fax: +852 2664 4353 Email: hkstc@stc.group Website: www.stc.group

This report shall not be reproduced unless with prior written approval from The Hong Kong Standards and Testing Centre Limited.

For Conditions of Issuance of this test report, please refer to "Conditions of Issuance of Test Reports" section or Website.



Test Report

Date : 2023-07-28
No. : HMD23010013

Page 20 of 79

Field Strength of Spurious Emissions Average Value						
Frequency MHz	Measured Level @3m dBμV	Correction Factor dB/m	Field Strength dBμV/m	Limit @3m dBμV/m	Margin dB	E-Field Polarity
4960.0	41.1	0.8	41.9	54.0	12.1	Vertical
4960.0	41.9	0.5	42.4	54.0	11.6	Horizontal
7440.0	35.2	7.0	42.2	54.0	11.8	Vertical
7440.0	35.8	6.5	42.3	54.0	11.7	Horizontal
9920.0	33.5	8.5	42.0	54.0	12.0	Vertical
9920.0	31.8	8.3	40.1	54.0	13.9	Horizontal
12400.0	30.1	10.9	41.0	54.0	13.0	Vertical
12400.0	30.1	10.8	40.9	54.0	13.1	Horizontal

Result of Tx mode (2402.0 MHz) ($\pi/4$ -DQPSK) (9kHz – 30MHz): Pass

Field Strength of Spurious Emissions Peak Value						
Frequency MHz	Measured Level dBuV	Correction Factor dB/m	Field Strength dBuV/m	Field Strength uV/m	Limit uV/m	E-Field Polarity
Emissions detected are more than 20 dB below the FCC Limits						

Result of Tx mode (2402.0 MHz) ($\pi/4$ -DQPSK) (Above 1GHz): Pass

Field Strength of Spurious Emissions Peak Value						
Frequency MHz	Measured Level @3m dBμV	Correction Factor dB/m	Field Strength dBμV/m	Limit @3m dBμV/m	Margin dB	E-Field Polarity
4804.0	56.9	0.8	57.7	74.0	16.3	Vertical
4804.0	56.8	0.5	57.3	74.0	16.7	Horizontal
7206.0	50.2	7.0	57.2	74.0	16.8	Vertical
7206.0	50.6	6.5	57.1	74.0	16.9	Horizontal
9608.0	46.8	8.5	55.3	74.0	18.7	Vertical
9608.0	47.8	8.3	56.1	74.0	17.9	Horizontal
12010.0	45.3	10.9	56.2	74.0	17.9	Vertical
12010.0	45.5	10.8	56.3	74.0	17.8	Horizontal



Test Report

Date : 2023-07-28
No. : HMD23010013

Page 21 of 79

Field Strength of Spurious Emissions Average Value						
Frequency MHz	Measured Level @3m dB μ V	Correction Factor dB/m	Field Strength dB μ V/m	Limit @3m dB μ V/m	Margin dB	E-Field Polarity
4804.0	42.1	0.8	42.9	54.0	11.1	Vertical
4804.0	41.2	0.5	41.7	54.0	12.3	Horizontal
7206.0	35.2	7.0	42.2	54.0	11.8	Vertical
7206.0	35.4	6.5	41.9	54.0	12.1	Horizontal
9608.0	32.7	8.5	41.2	54.0	12.8	Vertical
9608.0	33.0	8.3	41.3	54.0	12.7	Horizontal
12010.0	30.7	10.9	41.6	54.0	12.4	Vertical
12010.0	31.1	10.8	41.9	54.0	12.1	Horizontal

Result of Tx mode (2441.0 MHz) ($\pi/4$ -DQPSK) (9kHz – 30MHz): Pass

Field Strength of Spurious Emissions Peak Value						
Frequency MHz	Measured Level dBuV	Correction Factor dB/m	Field Strength dBuV/m	Field Strength uV/m	Limit uV/m	E-Field Polarity
Emissions detected are more than 20 dB below the FCC Limits						

Result of Tx mode (2441.0 MHz) ($\pi/4$ -DQPSK) (Above 1GHz): Pass

Field Strength of Spurious Emissions Peak Value						
Frequency MHz	Measured Level @3m dBuV	Correction Factor dB/m	Field Strength dBuV/m	Limit @3m dBuV/m	Margin dB	E-Field Polarity
4882.0	56.9	0.8	57.7	74.0	16.3	Vertical
4882.0	57.3	0.5	57.8	74.0	16.2	Horizontal
7323.0	50.2	7.0	57.2	74.0	16.8	Vertical
7323.0	50.9	6.5	57.4	74.0	16.6	Horizontal
9764.0	48.2	8.5	56.7	74.0	17.3	Vertical
9764.0	47.9	8.3	56.2	74.0	17.8	Horizontal
12205.0	45.4	10.9	56.3	74.0	17.7	Vertical
12205.0	45.3	10.8	56.1	74.0	18.0	Horizontal

The Hong Kong Standards and Testing Centre Limited

10 Dai Wang Street, Taipo Industrial Estate, Tai Po, N.T., Hong Kong

Tel: +852 2666 1888 Fax: +852 2664 4353 Email: hkstc@stc.group Website: www.stc.group

This report shall not be reproduced unless with prior written approval from The Hong Kong Standards and Testing Centre Limited.

For Conditions of Issuance of this test report, please refer to "Conditions of Issuance of Test Reports" section or Website.



Test Report

Date : 2023-07-28
No. : HMD23010013

Page 22 of 79

Field Strength of Spurious Emissions Average Value						
Frequency MHz	Measured Level @3m dBuV	Correction Factor dB/m	Field Strength dBuV/m	Limit @3m dBuV/m	Margin dB	E-Field Polarity
4882.0	41.5	0.8	42.3	54.0	11.7	Vertical
4882.0	41.7	0.52	42.2	54.0	11.8	Horizontal
7323.0	35.5	7	42.5	54.0	11.5	Vertical
7323.0	35.7	6.5	42.2	54.0	11.8	Horizontal
9764.0	32.2	8.5	40.7	54.0	13.3	Vertical
9764.0	33.1	8.3	41.4	54.0	12.7	Horizontal
12205.0	31.5	10.9	42.4	54.0	11.6	Vertical
12205.0	30.6	10.8	41.4	54.0	12.6	Horizontal

Result of Tx mode (2480.0 MHz) ($\pi/4$ -DQPSK) (9kHz – 30MHz): Pass

Field Strength of Spurious Emissions Peak Value						
Frequency MHz	Measured Level dBuV	Correction Factor dB/m	Field Strength dBuV/m	Field Strength uV/m	Limit uV/m	E-Field Polarity
Emissions detected are more than 20 dB below the FCC Limits						

Result of Tx mode (2480.0 MHz) ($\pi/4$ -DQPSK) (Above 1GHz): Pass

Field Strength of Spurious Emissions Peak Value						
Frequency MHz	Measured Level @3m dBuV	Correction Factor dB/m	Field Strength dBuV/m	Limit @3m dBuV/m	Margin dB	E-Field Polarity
4960.0	57.0	0.8	57.8	74.0	16.2	Vertical
4960.0	57.5	0.5	58.0	74.0	16.0	Horizontal
7440.0	50.3	7.0	57.3	74.0	16.7	Vertical
7440.0	50.5	6.5	57.0	74.0	17.0	Horizontal
9920.0	47.4	8.5	55.9	74.0	18.1	Vertical
9920.0	47.9	8.3	56.2	74.0	17.8	Horizontal
12400.0	45.4	10.9	56.3	74.0	17.7	Vertical
12400.0	45.4	10.8	56.2	74.0	17.8	Horizontal

The Hong Kong Standards and Testing Centre Limited

10 Dai Wang Street, Taipo Industrial Estate, Tai Po, N.T., Hong Kong

Tel: +852 2666 1888 Fax: +852 2664 4353 Email: hkstc@stc.group Website: www.stc.group

This report shall not be reproduced unless with prior written approval from The Hong Kong Standards and Testing Centre Limited.

For Conditions of Issuance of this test report, please refer to "Conditions of Issuance of Test Reports" section or Website.



Test Report

Date : 2023-07-28
No. : HMD23010013

Page 23 of 79

Field Strength of Spurious Emissions Average Value						
Frequency MHz	Measured Level @3m dBμV	Correction Factor dB/m	Field Strength dBμV/m	Limit @3m dBμV/m	Margin dB	E-Field Polarity
4960.0	41.9	0.8	42.7	54.0	11.3	Vertical
4960.0	41.5	0.5	42.0	54.0	12.0	Horizontal
7440.0	35.0	7.0	42.0	54.0	12.0	Vertical
7440.0	35.2	6.5	41.7	54.0	12.3	Horizontal
9920.0	33.2	8.5	41.7	54.0	12.3	Vertical
9920.0	32.8	8.3	41.1	54.0	12.9	Horizontal
12400.0	30.9	10.9	41.8	54.0	12.2	Vertical
12400.0	30.5	10.8	41.3	54.0	12.8	Horizontal

Result of Tx mode (2402.0 MHz) (8DPSK) (9kHz – 30MHz): Pass

Field Strength of Spurious Emissions Peak Value						
Frequency MHz	Measured Level dBuV	Correction Factor dB/m	Field Strength dBuV/m	Field Strength uV/m	Limit uV/m	E-Field Polarity
Emissions detected are more than 20 dB below the FCC Limits						

Result of Tx mode (2402.0 MHz) (8DPSK) (Above 1GHz): Pass

Field Strength of Spurious Emissions Peak Value						
Frequency MHz	Measured Level @3m dBμV	Correction Factor dB/m	Field Strength dBμV/m	Limit @3m dBμV/m	Margin dB	E-Field Polarity
4804.0	56.9	0.8	57.7	74.0	16.3	Vertical
4804.0	56.7	0.5	57.2	74.0	16.8	Horizontal
7206.0	50.3	7.0	57.3	74.0	16.7	Vertical
7206.0	49.6	6.5	56.1	74.0	17.9	Horizontal
9608.0	47.8	8.5	56.3	74.0	17.7	Vertical
9608.0	47.7	8.3	56.0	74.0	18.1	Horizontal
12010.0	45.5	10.9	56.4	74.0	17.6	Vertical
12010.0	45.0	10.8	55.8	74.0	18.2	Horizontal



Test Report

Date : 2023-07-28
No. : HMD23010013

Page 24 of 79

Field Strength of Spurious Emissions Average Value						
Frequency MHz	Measured Level @3m dBμV	Correction Factor dB/m	Field Strength dBμV/m	Limit @3m dBμV/m	Margin dB	E-Field Polarity
4804.0	41.6	0.8	42.4	54.0	11.6	Vertical
4804.0	41.5	0.5	42.0	54.0	12.0	Horizontal
7206.0	35.1	7.0	42.1	54.0	11.9	Vertical
7206.0	35.8	6.5	42.3	54.0	11.7	Horizontal
9608.0	32.1	8.5	40.6	54.0	13.4	Vertical
9608.0	33.2	8.3	41.5	54.0	12.5	Horizontal
12010.0	31.5	10.9	42.4	54.0	11.6	Vertical
12010.0	30.4	10.8	41.2	54.0	12.8	Horizontal

Result of Tx mode (2441.0 MHz) (8DPSK) (9kHz – 30MHz): Pass

Field Strength of Spurious Emissions Peak Value						
Frequency MHz	Measured Level dBuV	Correction Factor dB/m	Field Strength dBuV/m	Field Strength uV/m	Limit uV/m	E-Field Polarity
Emissions detected are more than 20 dB below the FCC Limits						

Result of Tx mode (2441.0 MHz) (8DPSK) (Above 1GHz): Pass

Field Strength of Spurious Emissions Peak Value						
Frequency MHz	Measured Level @3m dBμV	Correction Factor dB/m	Field Strength dBμV/m	Limit @3m dBμV/m	Margin dB	E-Field Polarity
4882.0	57.4	0.8	58.2	74.0	15.8	Vertical
4882.0	57.1	0.5	57.6	74.0	16.4	Horizontal
7223.0	50.4	7.0	57.4	74.0	16.6	Vertical
7223.0	50.7	6.5	57.2	74.0	16.8	Horizontal
9764.0	48.0	8.5	56.5	74.0	17.5	Vertical
9764.0	47.3	8.3	55.6	74.0	18.4	Horizontal
12205.0	45.2	10.9	56.1	74.0	17.9	Vertical
12205.0	45.5	10.8	56.3	74.0	17.7	Horizontal

The Hong Kong Standards and Testing Centre Limited

10 Dai Wang Street, Taipo Industrial Estate, Tai Po, N.T., Hong Kong

Tel: +852 2666 1888 Fax: +852 2664 4353 Email: hkstc@stc.group Website: www.stc.group

This report shall not be reproduced unless with prior written approval from The Hong Kong Standards and Testing Centre Limited.

For Conditions of Issuance of this test report, please refer to "Conditions of Issuance of Test Reports" section or Website.



Test Report

Date : 2023-07-28
No. : HMD23010013

Page 25 of 79

Field Strength of Spurious Emissions Average Value						
Frequency MHz	Measured Level @3m dBuV	Correction Factor dB/m	Field Strength dBuV/m	Limit @3m dBuV/m	Margin dB	E-Field Polarity
4882.0	41.8	0.8	42.6	54.0	11.4	Vertical
4882.0	41.9	0.5	42.4	54.0	11.6	Horizontal
7323.0	34.7	7.0	41.7	54.0	12.3	Vertical
7323.0	35.4	6.5	41.9	54.0	12.1	Horizontal
9764.0	33.2	8.5	41.7	54.0	12.3	Vertical
9764.0	33.8	8.3	42.1	54.0	11.9	Horizontal
12205.0	30.9	10.9	41.8	54.0	12.2	Vertical
12205.0	30.5	10.8	41.3	54.0	12.7	Horizontal

Result of Tx mode (2480.0 MHz) (8FPSK) (9kHz – 30MHz): Pass

Field Strength of Spurious Emissions Peak Value						
Frequency MHz	Measured Level dBuV	Correction Factor dB/m	Field Strength dBuV/m	Field Strength uV/m	Limit uV/m	E-Field Polarity
Emissions detected are more than 20 dB below the FCC Limits						

Result of Tx mode (2480.0 MHz) (8DPSK) (Above 1GHz): Pass

Field Strength of Spurious Emissions Peak Value						
Frequency MHz	Measured Level @3m dB μ V	Correction Factor dB/m	Field Strength dB μ V/m	Limit @3m dB μ V/m	Margin dB	E-Field Polarity
4960.0	57.4	0.8	58.2	74.0	15.8	Vertical
4960.0	57.3	0.5	57.8	74.0	16.2	Horizontal
7440.0	50.0	7.0	57.0	74.0	17.0	Vertical
7440.0	50.8	6.5	57.3	74.0	16.7	Horizontal
9920.0	47.1	8.5	55.6	74.0	18.4	Vertical
9920.0	47.6	8.3	55.9	74.0	18.1	Horizontal
12400.0	45.3	10.9	56.2	74.0	17.8	Vertical
12400.0	45.4	10.8	56.2	74.0	17.8	Horizontal

The Hong Kong Standards and Testing Centre Limited

10 Dai Wang Street, Taipo Industrial Estate, Tai Po, N.T., Hong Kong

Tel: +852 2666 1888 Fax: +852 2664 4353 Email: hkstc@stc.group Website: www.stc.group

This report shall not be reproduced unless with prior written approval from The Hong Kong Standards and Testing Centre Limited.

For Conditions of Issuance of this test report, please refer to "Conditions of Issuance of Test Reports" section or Website.



Test Report

Date : 2023-07-28
No. : HMD23010013

Page 26 of 79

Field Strength of Spurious Emissions Average Value						
Frequency MHz	Measured Level @3m dB μ V	Correction Factor dB/m	Field Strength dB μ V/m	Limit @3m dB μ V/m	Margin dB	E-Field Polarity
4960.0	41.3	0.8	42.1	54.0	11.9	Vertical
4960.0	41.9	0.5	42.4	54.0	11.6	Horizontal
7440.0	34.6	7.0	41.6	54.0	12.4	Vertical
7440.0	35.5	6.5	42.0	54.0	12.0	Horizontal
9920.0	31.5	8.5	40.0	54.0	14.0	Vertical
9920.0	32.5	8.3	40.8	54.0	13.2	Horizontal
12400.0	31.1	10.9	42.0	54.0	12.0	Vertical
12400.0	30.9	10.8	41.7	54.0	12.3	Horizontal

Remarks:

No additional spurious emissions found between lowest internal used/generated frequency and 30 MHz

* Denotes restricted band of operation.

Measurements were made using a peak detector. Any emission less than 1000MHz and falling within the restricted bands of FCC Rules Part 15 Section 15.205 and the limits of FCC Rules Part 15 Section 15.209 were applied.

Correction Factor included Antenna Factor and Cable Attenuation.

Calculated measurement uncertainty
(9kHz-30MHz): 2.0dB
(30MHz -1GHz): 4.9dB
(1GHz -6GHz): 4.02dB
(6GHz -26.5GHz): 4.03dB

Emissions in the vertical and horizontal polarizations have been investigated and the worst-case test results are recorded in this report.

The Hong Kong Standards and Testing Centre Limited

10 Dai Wang Street, Taipo Industrial Estate, Tai Po, N.T., Hong Kong

Tel: +852 2666 1888 Fax: +852 2664 4353 Email: hkstc@stc.group Website: www.stc.group

This report shall not be reproduced unless with prior written approval from The Hong Kong Standards and Testing Centre Limited.

For Conditions of Issuance of this test report, please refer to "Conditions of Issuance of Test Reports" section or Website.



Test Report

Date : 2023-07-28
No. : HMD23010013

Page 27 of 79

Radiated Emissions Measurement:

Limit :

In any 100 kHz bandwidth outside the frequency band in which the spread spectrum or digitally modulated intentional radiator is operating, the radio frequency power that is produced by the intentional radiator shall be at least 20 dB below that in the 100 kHz bandwidth within the band that contains the highest level of the desired power, based on either an RF conducted or a radiated measurement. Attenuation below the general limits specified in Section 15.209(a) is not required. In addition, radiated emissions which fall in the restricted bands, as defined in Section 15.205(a), must also comply with the radiated emission limits specified in Section 15.209(a) (see Section 5.205(c)).

Result: RF Radiated Emissions (Lowest)-GFSK

Field Strength of Band-edge Compliance						
Peak Value						
Frequency MHz	Measured Level @3m dB μ V	Correction Factor dB/m	Field Strength dB μ V/m	Limit @3m dB μ V/m	Margin dB	E-Field Polarity
2390.0	48.5	-4.8	43.7	74.0	30.3	Vertical
2390.0	48.2	-4.7	43.5	74.0	30.5	Horizontal

Field Strength of Band-edge Compliance						
Average Value						
Frequency MHz	Measured Level @3m dB μ V	Correction Factor dB/m	Field Strength dB μ V/m	Limit @3m dB μ V/m	Margin dB	E-Field Polarity
2390.0	43.3	-4.8	38.5	54.0	15.5	Vertical
2390.0	42.1	-4.7	37.4	54.0	16.6	Horizontal

Result: RF Radiated Emissions (Highest) -GFSK

Field Strength of Band-edge Compliance						
Peak Value						
Frequency MHz	Measured Level @3m dB μ V	Correction Factor dB/m	Field Strength dB μ V/m	Limit @3m dB μ V/m	Margin dB	E-Field Polarity
2483.5	55.6	-4.8	50.8	74.0	23.2	Vertical
2483.5	54.7	-4.7	50.0	74.0	24.0	Horizontal

The Hong Kong Standards and Testing Centre Limited

10 Dai Wang Street, Taipo Industrial Estate, Tai Po, N.T., Hong Kong

Tel: +852 2666 1888 Fax: +852 2664 4353 Email: hkstc@stc.group Website: www.stc.group

This report shall not be reproduced unless with prior written approval from The Hong Kong Standards and Testing Centre Limited.

For Conditions of Issuance of this test report, please refer to "Conditions of Issuance of Test Reports" section or Website.



Test Report

Date : 2023-07-28

Page 28 of 79

No. : HMD23010013

Field Strength of Band-edge Compliance						
Average Value						
Frequency MHz	Measured Level @3m dB μ V	Correction Factor dB/m	Field Strength dB μ V/m	Limit @3m dB μ V/m	Margin dB	E-Field Polarity
2483.5	44.5	-4.8	39.7	54.0	14.3	Vertical
2483.5	45.1	-4.7	40.4	54.0	13.6	Horizontal

Result: RF Radiated Emissions (Lowest)- $\pi/4$ -DQPSK

Field Strength of Band-edge Compliance						
Peak Value						
Frequency MHz	Measured Level @3m dB μ V	Correction Factor dB/m	Field Strength dB μ V/m	Limit @3m dB μ V/m	Margin dB	E-Field Polarity
2390.0	48.7	-4.8	43.9	74.0	30.1	Vertical
2390.0	48.1	-4.7	43.4	74.0	30.6	Horizontal

Field Strength of Band-edge Compliance						
Average Value						
Frequency MHz	Measured Level @3m dB μ V	Correction Factor dB/m	Field Strength dB μ V/m	Limit @3m dB μ V/m	Margin dB	E-Field Polarity
2390.0	43.1	-4.8	38.3	54.0	15.7	Vertical
2390.0	43.3	-4.7	38.6	54.0	15.4	Horizontal

Result: RF Radiated Emissions (Highest) - $\pi/4$ -DQPSK

Field Strength of Band-edge Compliance						
Peak Value						
Frequency MHz	Measured Level @3m dB μ V	Correction Factor dB/m	Field Strength dB μ V/m	Limit @3m dB μ V/m	Margin dB	E-Field Polarity
2483.5	56.5	-4.8	51.7	74.0	22.3	Vertical
2483.5	56.7	-4.7	52.0	74.0	22.0	Horizontal

Field Strength of Band-edge Compliance						
Average Value						
Frequency MHz	Measured Level @3m dB μ V	Correction Factor dB/m	Field Strength dB μ V/m	Limit @3m dB μ V/m	Margin dB	E-Field Polarity
2483.5	45.6	-4.8	40.8	54.0	13.2	Vertical
2483.5	45.1	-4.7	40.4	54.0	13.6	Horizontal

The Hong Kong Standards and Testing Centre Limited

10 Dai Wang Street, Taipo Industrial Estate, Tai Po, N.T., Hong Kong

Tel: +852 2666 1888 Fax: +852 2664 4353 Email: hkstc@stc.group Website: www.stc.group

This report shall not be reproduced unless with prior written approval from The Hong Kong Standards and Testing Centre Limited.

For Conditions of Issuance of this test report, please refer to "Conditions of Issuance of Test Reports" section or Website.



Test Report

Date : 2023-07-28

Page 29 of 79

No. : HMD23010013

Result: RF Radiated Emissions (Lowest)- 8DPSK

Field Strength of Band-edge Compliance						
Peak Value						
Frequency MHz	Measured Level @3m dB μ V	Correction Factor dB/m	Field Strength dB μ V/m	Limit @3m dB μ V/m	Margin dB	E-Field Polarity
2390.0	48.1	-4.8	43.3	74.0	30.8	Vertical
2390.0	48.5	-4.7	43.8	74.0	30.2	Horizontal

Field Strength of Band-edge Compliance						
Average Value						
Frequency MHz	Measured Level @3m dB μ V	Correction Factor dB/m	Field Strength dB μ V/m	Limit @3m dB μ V/m	Margin dB	E-Field Polarity
2390.0	44.2	-4.8	39.4	54.0	14.6	Vertical
2390.0	43.6	-4.7	38.9	54.0	15.1	Horizontal

Result: RF Radiated Emissions (Highest) -8DPSK

Field Strength of Band-edge Compliance						
Peak Value						
Frequency MHz	Measured Level @3m dB μ V	Correction Factor dB/m	Field Strength dB μ V/m	Limit @3m dB μ V/m	Margin dB	E-Field Polarity
2483.5	56.1	-4.8	51.3	74.0	22.7	Vertical
2483.5	55.9	-4.7	51.2	74.0	22.8	Horizontal

Field Strength of Band-edge Compliance						
Average Value						
Frequency MHz	Measured Level @3m dB μ V	Correction Factor dB/m	Field Strength dB μ V/m	Limit @3m dB μ V/m	Margin dB	E-Field Polarity
2483.5	46.3	-4.8	41.5	54.0	12.5	Vertical
2483.5	46.1	-4.7	41.4	54.0	12.6	Horizontal

The Hong Kong Standards and Testing Centre Limited

10 Dai Wang Street, Taipo Industrial Estate, Tai Po, N.T., Hong Kong

Tel: +852 2666 1888 Fax: +852 2664 4353 Email: hkstc@stc.group Website: www.stc.group

This report shall not be reproduced unless with prior written approval from The Hong Kong Standards and Testing Centre Limited.

For Conditions of Issuance of this test report, please refer to "Conditions of Issuance of Test Reports" section or Website.



Test Report

Date : 2023-07-28
No. : HMD23010013

Page 30 of 79

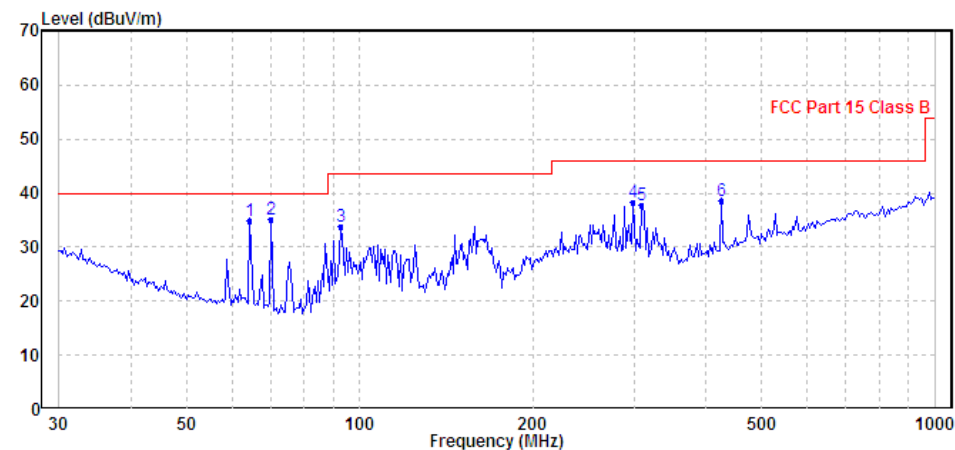
Limits for Radiated Emissions FCC 47 CFR 15.247 Class B):

Frequency Range	Quasi-Peak Limits
[MHz]	[$\mu\text{V/m}$]
0.009-0.490	2400/F (kHz)
0.490-1.705	24000/F (kHz)
1.705-30	30
30-88	100
88-216	150
216-960	200
Above 960	500

The emission limits shown in the above table are based on measurement employing a CISPR quasi-peak detector and above 1000MHz are based on measurements employing an average detector.

Results of Bluetooth mode (GFSK 2402.0 MHz) (30MHz – 1GHz): Pass

Horizontal



Ambient Temperature: 25.0°C
Relative Humidity : 53.0%

	Freq	Level	Limit	Over	Remark	Pol/Phase
	MHz	dBuV/m	dBuV/m	dB		
1	64.433	34.84	40.00	-5.16	QP	Horizontal
2	70.090	35.01	40.00	-4.99	QP	Horizontal
3	92.787	33.68	43.50	-9.82	QP	Horizontal
4	299.316	38.19	46.00	-7.81	QP	Horizontal
5	309.998	37.65	46.00	-8.35	QP	Horizontal
6	425.028	38.63	46.00	-7.37	QP	Horizontal

The Hong Kong Standards and Testing Centre Limited

10 Dai Wang Street, Taipo Industrial Estate, Tai Po, N.T., Hong Kong

Tel: +852 2666 1888 Fax: +852 2664 4353 Email: hkstc@stc.group Website: www.stc.group

This report shall not be reproduced unless with prior written approval from The Hong Kong Standards and Testing Centre Limited.

For Conditions of Issuance of this test report, please refer to "Conditions of Issuance of Test Reports" section or Website.



Test Report

Date : 2023-07-28
No. : HMD23010013

Page 31 of 79

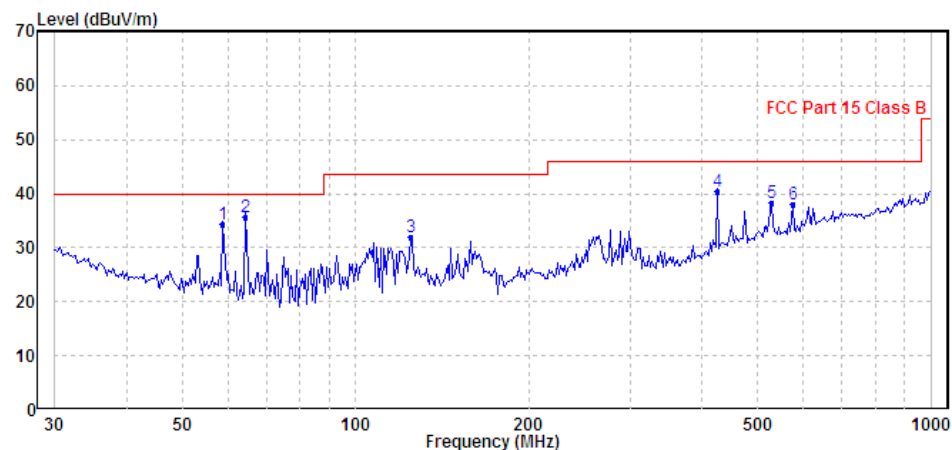
Limits for Radiated Emissions FCC 47 CFR 15.247 Class B]:

Frequency Range	Quasi-Peak Limits
[MHz]	[$\mu\text{V/m}$]
0.009-0.490	2400/F (kHz)
0.490-1.705	24000/F (kHz)
1.705-30	30
30-88	100
88-216	150
216-960	200
Above 960	500

The emission limits shown in the above table are based on measurement employing a CISPR quasi-peak detector and above 1000MHz are based on measurements employing an average detector.

Results of Bluetooth mode (GFSK 2402.0 MHz) (30MHz – 1GHz): Pass

Vertical



Ambient Temperature: 25.0°C
Relative Humidity : 53.0%

	Freq	Level	Limit	Over		
	MHz	dBuV/m	Line	Limit	Remark	Pol/Phase
1	58.819	34.21	40.00	-5.79	QP	Vertical
2	64.433	35.71	40.00	-4.29	QP	Vertical
3	124.569	31.98	43.50	-11.52	QP	Vertical
4	425.028	40.41	46.00	-5.59	QP	Vertical
5	528.246	38.42	46.00	-7.58	QP	Vertical
6	574.626	38.01	46.00	-7.99	QP	Vertical

Remarks: Calculated measurement uncertainty (30MHz – 1GHz): 4.9dB

Emissions in the vertical and horizontal polarizations have been investigated and the worst-case test results are recorded in this report.

The Hong Kong Standards and Testing Centre Limited
10 Dai Wang Street, Taipo Industrial Estate, Tai Po, N.T., Hong Kong

Tel: +852 2666 1888 Fax: +852 2664 4353 Email: hkstc@stc.group Website: www.stc.group

This report shall not be reproduced unless with prior written approval from The Hong Kong Standards and Testing Centre Limited.

For Conditions of Issuance of this test report, please refer to "Conditions of Issuance of Test Reports" section or Website.

Test Report

Date : 2023-07-28
No. : HMD23010013

Page 32 of 79

3.1.3 AC Mains Conducted Emissions (0.15MHz to 30MHz)

Test Requirement:	FCC 47CFR 15.207
Test Method:	ANSI C63.10:2013
Test Date:	2023-01-12
Mode of Operation:	Charge mode
Test Voltage:	120V a.c. 60Hz

Ambient Temperature: 25°C	Relative Humidity: 51%	Atmospheric Pressure: 101 kPa
---------------------------	------------------------	-------------------------------

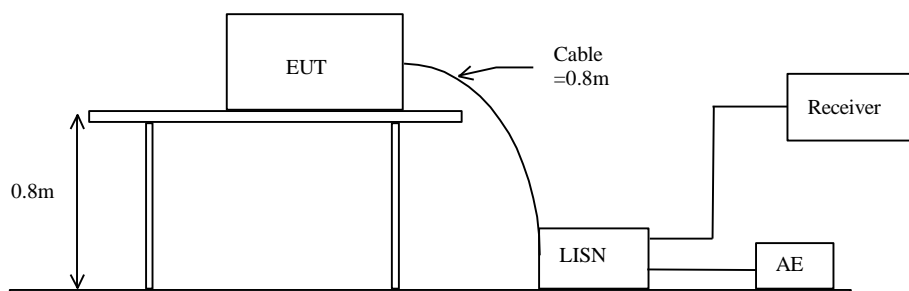
Test Method:

The test was performed in accordance with ANSI C63.10:2013, with the following: an initial measurement was performed in peak and average detection mode on the live line, any emissions recorded within 30dB of the relevant limit line were re-measured using quasi-peak and average detection on the live and neutral lines with the worst case recorded in the table of results.

Receiver Setting:

Bandw. = 9 kHz, Meas. Time= 10.0 ms, Step Width = 5.0kHz
 Detector = MaxPeak and CISPR AV

Test Setup:



Limits for Conducted Emissions (FCC 47 CFR 15.207):

Frequency Range [MHz]	Quasi-Peak Limits [dBμV]	Average [dBμV]
0.15-0.5	66 to 56*	56 to 46*
0.5-5.0	56	46
5.0-30.0	60	50

* Decreases with the logarithm of the frequency.

Remarks:

Calculated measurement uncertainty (0.15MHz – 30MHz): 3.25dB

-*- Emission(s) that is far below the corresponding limit line.

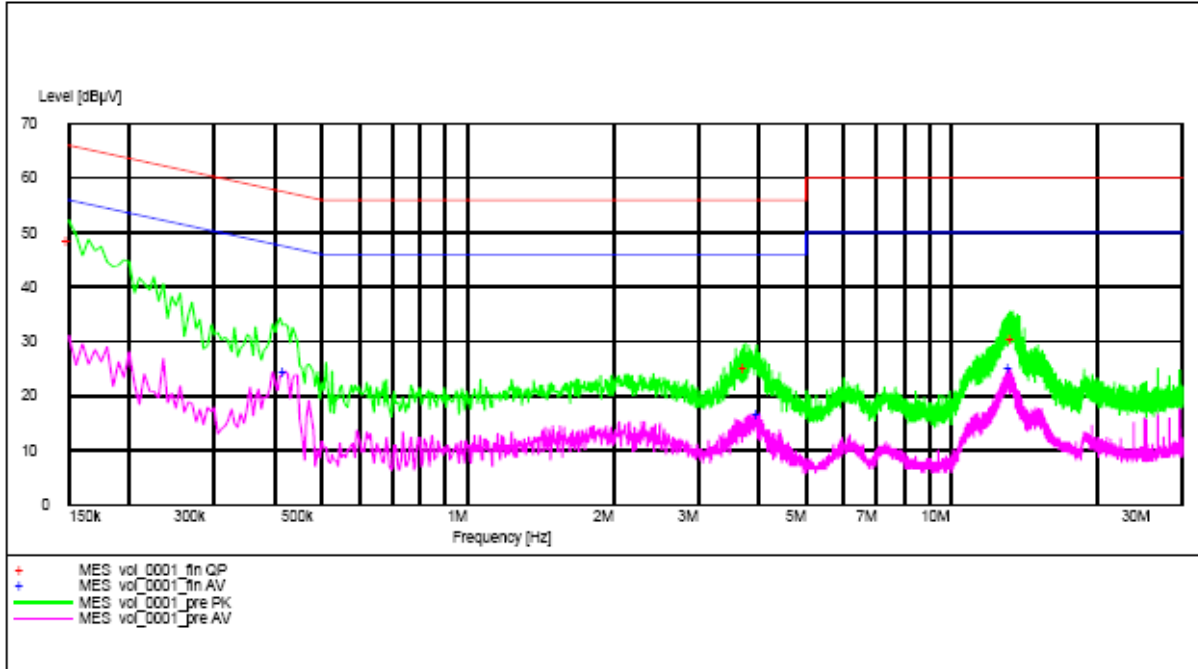
Test Report

Date : 2023-07-28
No. : HMD23010013

Page 33 of 79

Results of Bluetooth mode (L): PASS

Please refer to the following diagram for individual results.



MEASUREMENT RESULT: "vol_0001_fin QP"

1/10/2023 3:35PM

Frequency MHz	Level dBμV	Transd dB	Limit dBμV	Margin dB	Line	PE
0.150000	48.5	9.7	66.0	17.5	L1	GND
3.750000	25.0	9.8	56.0	31.0	L1	GND
13.395000	30.5	10.2	60.0	29.5	L1	GND

MEASUREMENT RESULT: "vol_0001_fin AV"

1/10/2023 3:34PM

Frequency MHz	Level dBμV	Transd dB	Limit dBμV	Margin dB	Line	PE
0.420000	24.4	9.7	47.4	23.0	L1	GND
4.010000	16.7	9.8	46.0	29.3	L1	GND
13.240000	25.0	10.1	50.0	25.0	L1	GND

1/10/2023 3:35PM vol_0001



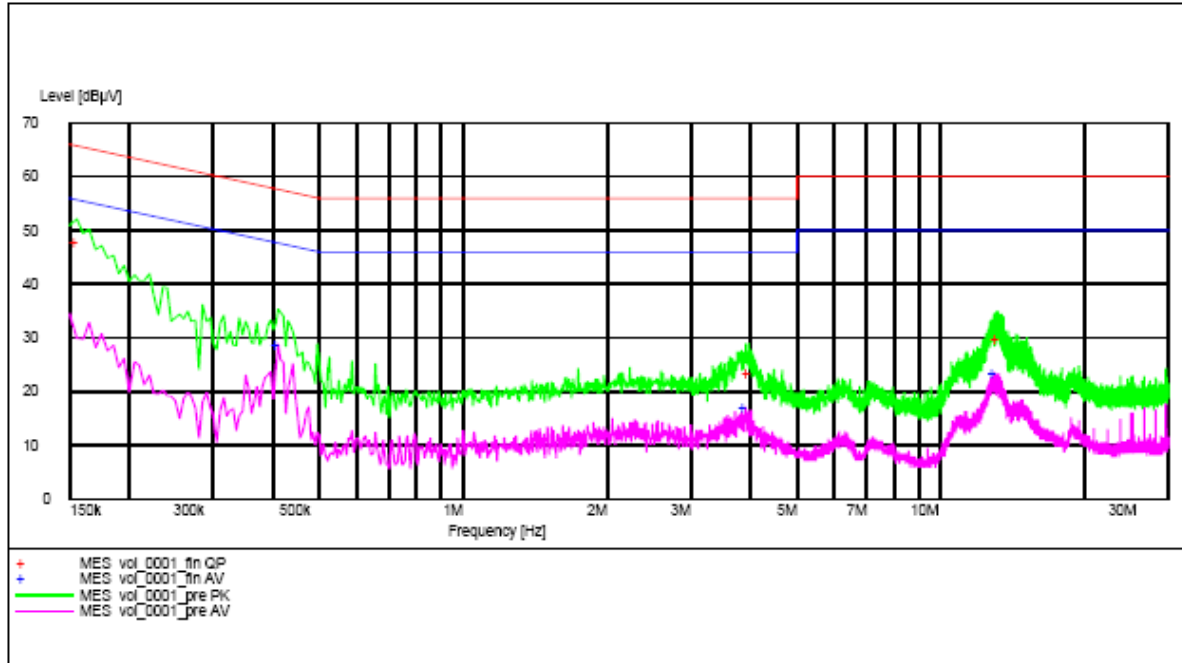
Test Report

Date : 2023-07-28
No. : HMD23010013

Page 34 of 79

Results of Bluetooth mode (N): PASS

Please refer to the following diagram for individual results.



MEASUREMENT RESULT: "vol_0001_fin QP"

1/10/2023 3:40PM

Frequency MHz	Level dBμV	Transd dB	Limit dBμV	Margin dB	Line	PE
0.155000	47.7	9.7	65.7	18.0	N	GND
3.965000	23.3	9.8	56.0	32.7	N	GND
13.160000	29.6	10.1	60.0	30.4	N	GND

MEASUREMENT RESULT: "vol_0001_fin AV"

1/10/2023 3:39PM

Frequency MHz	Level dBμV	Transd dB	Limit dBμV	Margin dB	Line	PE
0.410000	28.8	9.7	47.6	18.8	N	GND
3.910000	17.0	9.8	46.0	29.0	N	GND
13.005000	23.5	10.1	50.0	26.5	N	GND

1/10/2023 3:40PM vol_0001

The Hong Kong Standards and Testing Centre Limited

10 Dai Wang Street, Taipo Industrial Estate, Tai Po, N.T., Hong Kong

Tel: +852 2666 1888 Fax: +852 2664 4353 Email: hkstc@stc.group Website: www.stc.group

This report shall not be reproduced unless with prior written approval from The Hong Kong Standards and Testing Centre Limited.

For Conditions of Issuance of this test report, please refer to "Conditions of Issuance of Test Reports" section or Website.



Test Report

Date : 2023-07-28
No. : HMD23010013

Page 35 of 79

3.1.4 Number of Hopping Frequency

Ambient Temperature: 25°C

Relative Humidity: 51%

Atmospheric Pressure: 101 kPa

Limit of Number of Hopping Frequency

Frequency hopping systems in the 2400–2483.5 MHz band shall use at least 15 channels

Test Method:

The RF output of the EUT was connected to the spectrum analyzer by a low loss cable.

Spectrum Analyzer Setting:

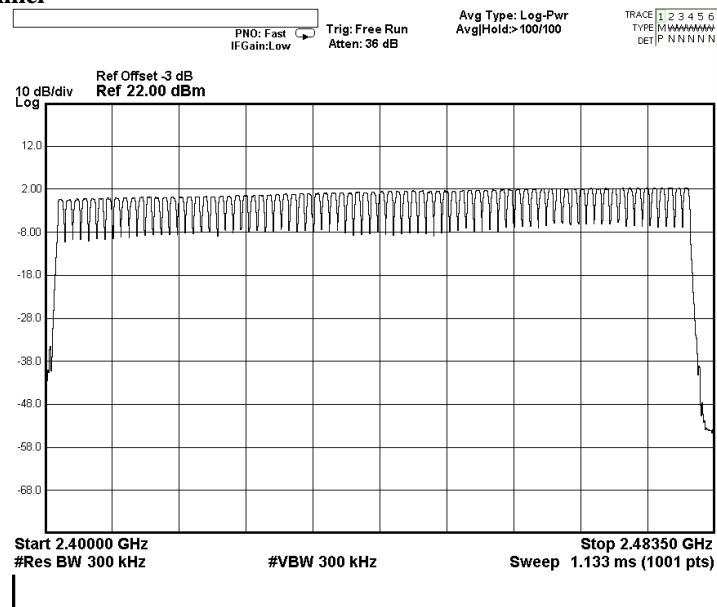
RBW = 300kHz, VBW \geq RBW, Sweep = Auto, Span = the frequency band of operation
Detector = Peak, Trace = Max. hold

Test Setup:

As Test Setup of clause 3.1.1 in this test report.

Measurement Data:

GFSK: 79 of 79 Channel



The Hong Kong Standards and Testing Centre Limited

10 Dai Wang Street, Taipo Industrial Estate, Tai Po, N.T., Hong Kong

Tel: +852 2666 1888 Fax: +852 2664 4353 Email: hkstc@stc.group Website: www.stc.group

This report shall not be reproduced unless with prior written approval from The Hong Kong Standards and Testing Centre Limited.

For Conditions of Issuance of this test report, please refer to "Conditions of Issuance of Test Reports" section or Website.



Page 36 of 79

[illegible][illegible]

The Hong Kong Standards and Testing Centre Limited
10 Dai Wang Street, Taipo Industrial Estate, Tai Po, N.T., Hong Kong
Tel: +852 2666 1888 Fax: +852 2664 4353 Email: hkstc@stc.group Website: www.stc.group
This report shall not be reproduced unless with prior written approval from The Hong Kong Standards and Testing Centre Limited.
For Conditions of Issuance of this test report, please refer to "Conditions of Issuance of Test Reports" section or Website.



Test Report

Date : 2023-07-28
No. : HMD23010013

Page 37 of 79

3.1.5 20dB Bandwidth

Test Requirement: FCC 47CFR 15.247(a)(1)
Test Method: ANSI C63.10:2013
Test Date: 2023-01-12
Mode of Operation: Tx mode

Ambient Temperature: 25°C Relative Humidity: 51% Atmospheric Pressure: 101 kPa

Remark:

The result has been done on all the possible configurations for searching the worst cases.

Test Method:

The bandwidth is measured at an amplitude level reduced from the reference level by a specified ratio. The reference level is the level of the highest amplitude signal observed from the transmitter at the fundamental frequency. Once the reference level is established, the equipment is conditioned with typical modulating signal to produce the worst-case (i.e. the widest) bandwidth.

Spectrum Analyzer Setting:

RBW = 30kHz, VBW \geq RBW, Sweep = Auto, Span = two times and five times the OBW
Detector = Peak, Trace = Max. hold

Test Setup:

As Test Setup of clause 3.1.1 in this test report.

The Hong Kong Standards and Testing Centre Limited

10 Dai Wang Street, Taipo Industrial Estate, Tai Po, N.T., Hong Kong

Tel: +852 2666 1888 Fax: +852 2664 4353 Email: hkstc@stc.group Website: www.stc.group

This report shall not be reproduced unless with prior written approval from The Hong Kong Standards and Testing Centre Limited.

For Conditions of Issuance of this test report, please refer to "Conditions of Issuance of Test Reports" section or Website.



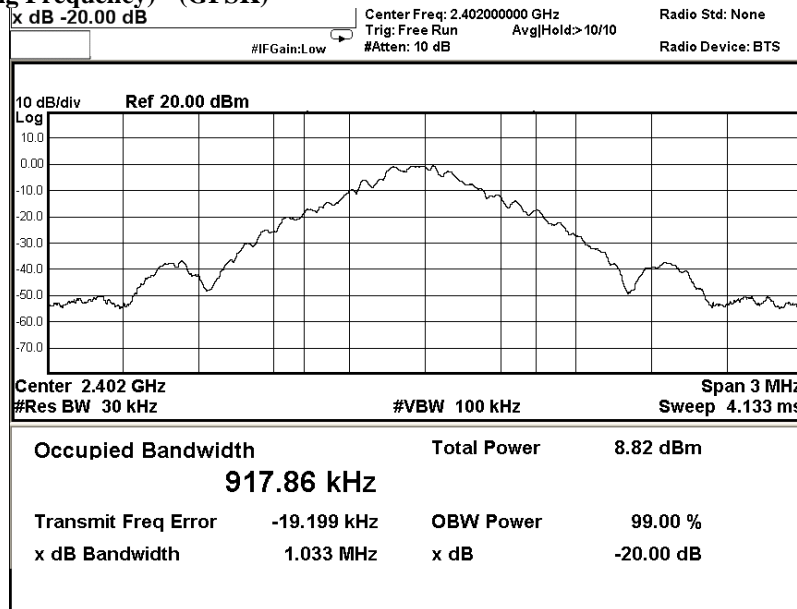
Test Report

Date : 2023-07-28
No. : HMD23010013

Page 38 of 79

Fundamental Frequency [MHz]	20dB Bandwidth [MHz]	FCC Limits [MHz]
2402	1.033	Within 2400-2483.5

(Lowest Operating Frequency) - (GFSK)



The Hong Kong Standards and Testing Centre Limited

10 Dai Wang Street, Taipo Industrial Estate, Tai Po, N.T., Hong Kong

Tel: +852 2666 1888 Fax: +852 2664 4353 Email: hkstc@stc.group Website: www.stc.group

This report shall not be reproduced unless with prior written approval from The Hong Kong Standards and Testing Centre Limited.

For Conditions of Issuance of this test report, please refer to "Conditions of Issuance of Test Reports" section or Website.



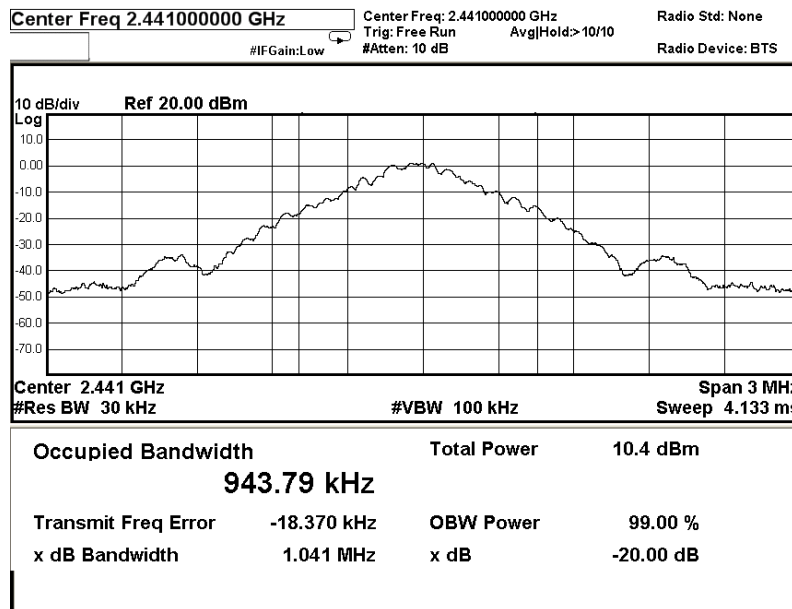
Test Report

Date : 2023-07-28
No. : HMD23010013

Page 39 of 79

Fundamental Frequency [MHz]	20dB Bandwidth [MHz]	FCC Limits [MHz]
2441	1.041	Within 2400-2483.5

(Middle Operating Frequency) - (GFSK)



The Hong Kong Standards and Testing Centre Limited

10 Dai Wang Street, Taipo Industrial Estate, Tai Po, N.T., Hong Kong

Tel: +852 2666 1888 Fax: +852 2664 4353 Email: hkstc@stc.group Website: www.stc.group

This report shall not be reproduced unless with prior written approval from The Hong Kong Standards and Testing Centre Limited.

For Conditions of Issuance of this test report, please refer to "Conditions of Issuance of Test Reports" section or Website.



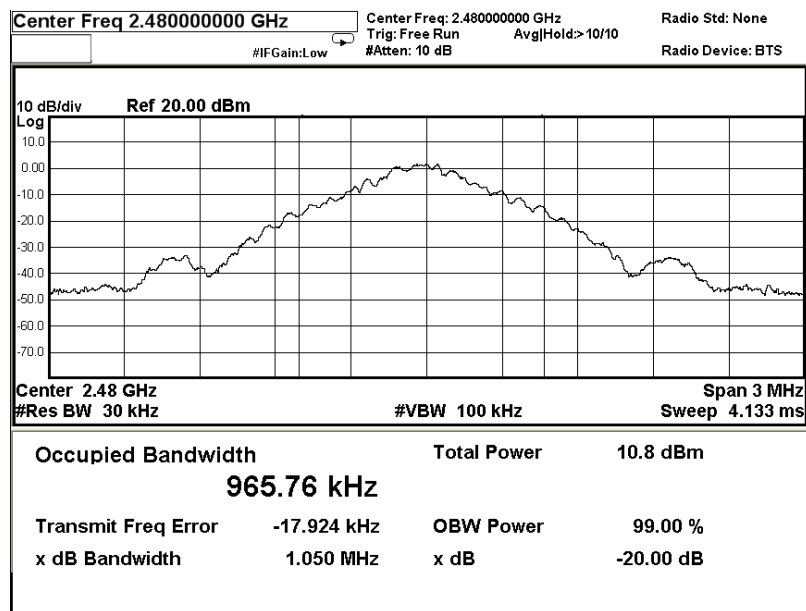
Test Report

Date : 2023-07-28
No. : HMD23010013

Page 40 of 79

Fundamental Frequency [MHz]	20dB Bandwidth [MHz]	FCC Limits [MHz]
2480	1.050	Within 2400-2483.5

(Highest Operating Frequency) - (GFSK)



The Hong Kong Standards and Testing Centre Limited

10 Dai Wang Street, Taipo Industrial Estate, Tai Po, N.T., Hong Kong

Tel: +852 2666 1888 Fax: +852 2664 4353 Email: hkstc@stc.group Website: www.stc.group

This report shall not be reproduced unless with prior written approval from The Hong Kong Standards and Testing Centre Limited.

For Conditions of Issuance of this test report, please refer to "Conditions of Issuance of Test Reports" section or Website.



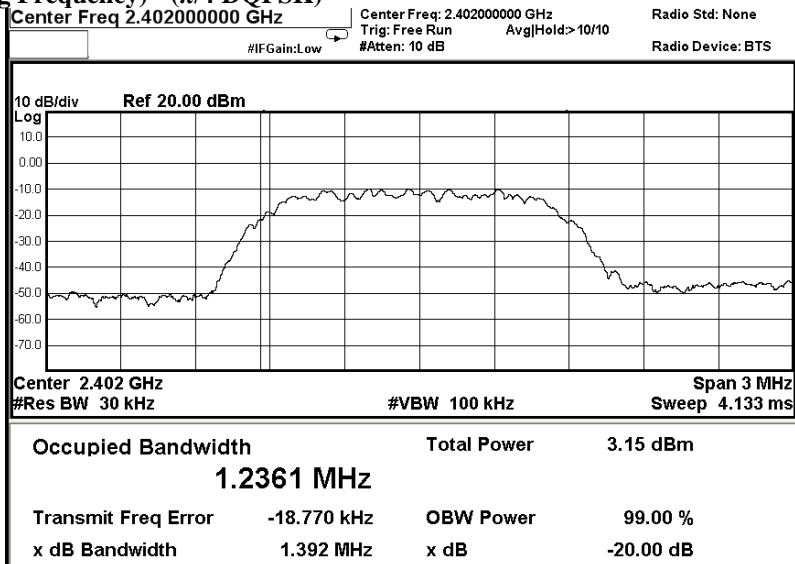
Test Report

Date : 2023-07-28
No. : HMD23010013

Page 41 of 79

Fundamental Frequency [MHz]	20dB Bandwidth [MHz]	FCC Limits [MHz]
2402	1.392	Within 2400-2483.5

(Lowest Operating Frequency) - ($\pi/4$ DQPSK)



The Hong Kong Standards and Testing Centre Limited

10 Dai Wang Street, Taipo Industrial Estate, Tai Po, N.T., Hong Kong

Tel: +852 2666 1888 Fax: +852 2664 4353 Email: hkstc@stc.group Website: www.stc.group

This report shall not be reproduced unless with prior written approval from The Hong Kong Standards and Testing Centre Limited.

For Conditions of Issuance of this test report, please refer to "Conditions of Issuance of Test Reports" section or Website.



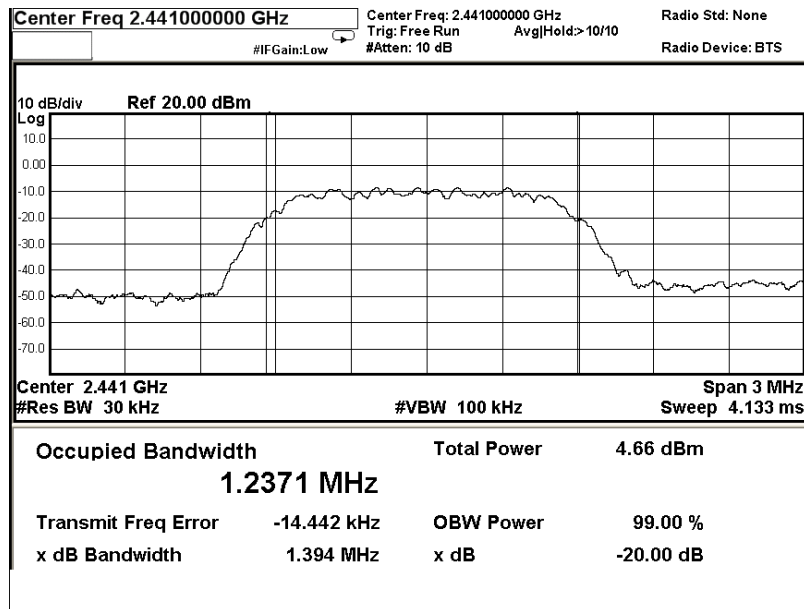
Test Report

Date : 2023-07-28
No. : HMD23010013

Page 42 of 79

Fundamental Frequency [MHz]	20dB Bandwidth [MHz]	FCC Limits [MHz]
2441	1.394	Within 2400-2483.5

(Middle Operating Frequency) - ($\pi/4$ DQPSK)



The Hong Kong Standards and Testing Centre Limited

10 Dai Wang Street, Taipo Industrial Estate, Tai Po, N.T., Hong Kong

Tel: +852 2666 1888 Fax: +852 2664 4353 Email: hkstc@stc.group Website: www.stc.group

This report shall not be reproduced unless with prior written approval from The Hong Kong Standards and Testing Centre Limited.

For Conditions of Issuance of this test report, please refer to "Conditions of Issuance of Test Reports" section or Website.



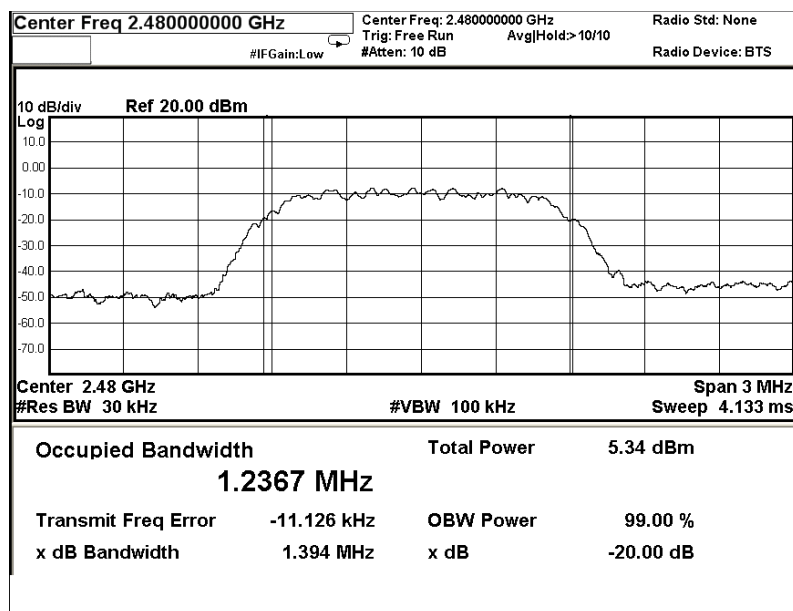
Test Report

Date : 2023-07-28
No. : HMD23010013

Page 43 of 79

Fundamental Frequency [MHz]	20dB Bandwidth [MHz]	FCC Limits [MHz]
2480	1.394	Within 2400-2483.5

(Highest Operating Frequency) - ($\pi/4$ DQPSK)



The Hong Kong Standards and Testing Centre Limited

10 Dai Wang Street, Taipo Industrial Estate, Tai Po, N.T., Hong Kong

Tel: +852 2666 1888 Fax: +852 2664 4353 Email: hkstc@stc.group Website: www.stc.group

This report shall not be reproduced unless with prior written approval from The Hong Kong Standards and Testing Centre Limited.

For Conditions of Issuance of this test report, please refer to "Conditions of Issuance of Test Reports" section or Website.



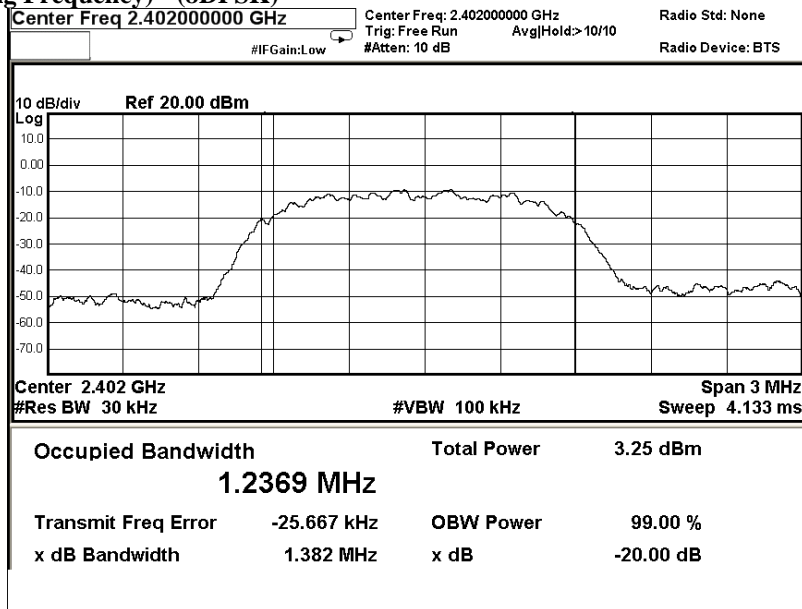
Test Report

Date : 2023-07-28
No. : HMD23010013

Page 44 of 79

Fundamental Frequency [MHz]	20dB Bandwidth [MHz]	FCC Limits [MHz]
2402	1.382	Within 2400-2483.5

(Lowest Operating Frequency) - (8DPSK)



The Hong Kong Standards and Testing Centre Limited

10 Dai Wang Street, Taipo Industrial Estate, Tai Po, N.T., Hong Kong

Tel: +852 2666 1888 Fax: +852 2664 4353 Email: hkstc@stc.group Website: www.stc.group

This report shall not be reproduced unless with prior written approval from The Hong Kong Standards and Testing Centre Limited.

For Conditions of Issuance of this test report, please refer to "Conditions of Issuance of Test Reports" section or Website.



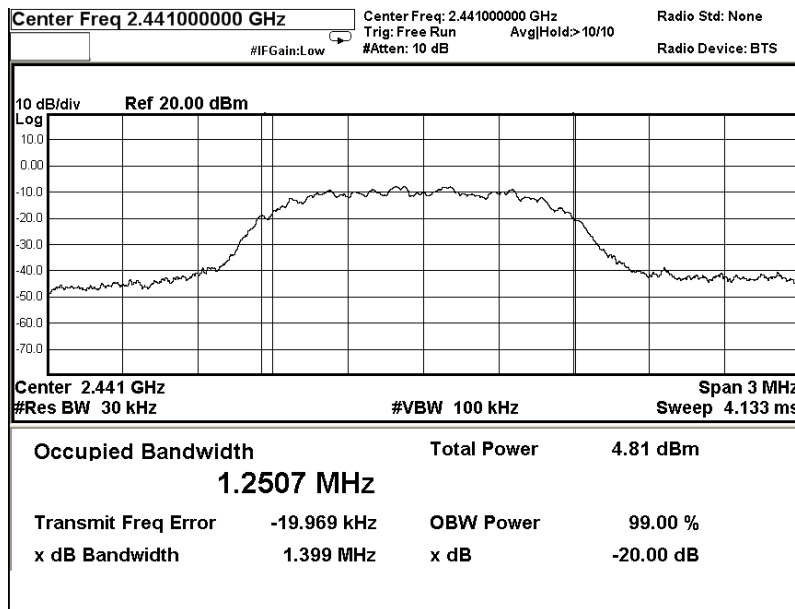
Test Report

Date : 2023-07-28
No. : HMD23010013

Page 45 of 79

Fundamental Frequency [MHz]	20dB Bandwidth [MHz]	FCC Limits [MHz]
2441	1.399	Within 2400-2483.5

(Middle Operating Frequency) - (8DPSK)



The Hong Kong Standards and Testing Centre Limited

10 Dai Wang Street, Taipo Industrial Estate, Tai Po, N.T., Hong Kong

Tel: +852 2666 1888 Fax: +852 2664 4353 Email: hkstc@stc.group Website: www.stc.group

This report shall not be reproduced unless with prior written approval from The Hong Kong Standards and Testing Centre Limited.

For Conditions of Issuance of this test report, please refer to "Conditions of Issuance of Test Reports" section or Website.



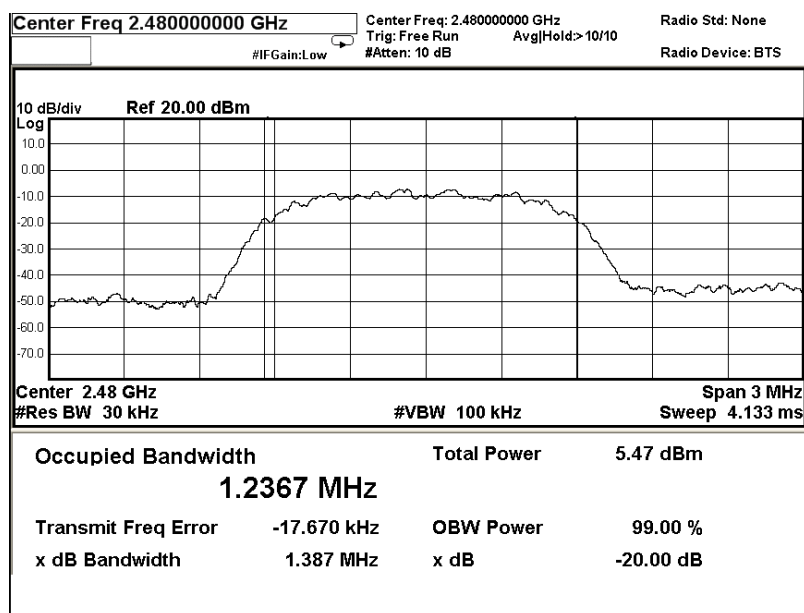
Test Report

Date : 2023-07-28
No. : HMD23010013

Page 46 of 79

Fundamental Frequency [MHz]	20dB Bandwidth [MHz]	FCC Limits [MHz]
2480	1.387	Within 2400-2483.5

(Highest Operating Frequency) - (8DPSK)



The Hong Kong Standards and Testing Centre Limited

10 Dai Wang Street, Taipo Industrial Estate, Tai Po, N.T., Hong Kong

Tel: +852 2666 1888 Fax: +852 2664 4353 Email: hkstc@stc.group Website: www.stc.group

This report shall not be reproduced unless with prior written approval from The Hong Kong Standards and Testing Centre Limited.

For Conditions of Issuance of this test report, please refer to "Conditions of Issuance of Test Reports" section or Website.



Test Report

Date : 2023-07-28
No. : HMD23010013

Page 47 of 79

3.1.6 Hopping Channel Separation

Ambient Temperature: 25°C

Relative Humidity: 51%

Atmospheric Pressure: 101 kPa

Requirements:

Frequency hopping systems operating in the 2400-2483.5 MHz band may have hopping channel carrier frequencies that are separated by 25 kHz or two-thirds of the 20 dB bandwidth of the hopping channel, whichever is greater, provided the systems operate with an output power no greater than 125 mW.

Spectrum Analyzer Setting:

RBW = 300kHz, VBW \geq RBW, Sweep = Auto,
Span = Wide enough to capture the peaks of two adjacent channels
Detector = Peak, Trace = Max. hold

Limit:

The measured maximum bandwidth=1399 kHz

The measured maximum bandwidth * 2/3 = 1399KHz * 2/3 = 932.67kHz

The Hong Kong Standards and Testing Centre Limited

10 Dai Wang Street, Tai Po Industrial Estate, Tai Po, N.T., Hong Kong

Tel: +852 2666 1888 Fax: +852 2664 4353 Email: hkstc@stc.group Website: www.stc.group

This report shall not be reproduced unless with prior written approval from The Hong Kong Standards and Testing Centre Limited.

For Conditions of Issuance of this test report, please refer to "Conditions of Issuance of Test Reports" section or Website.



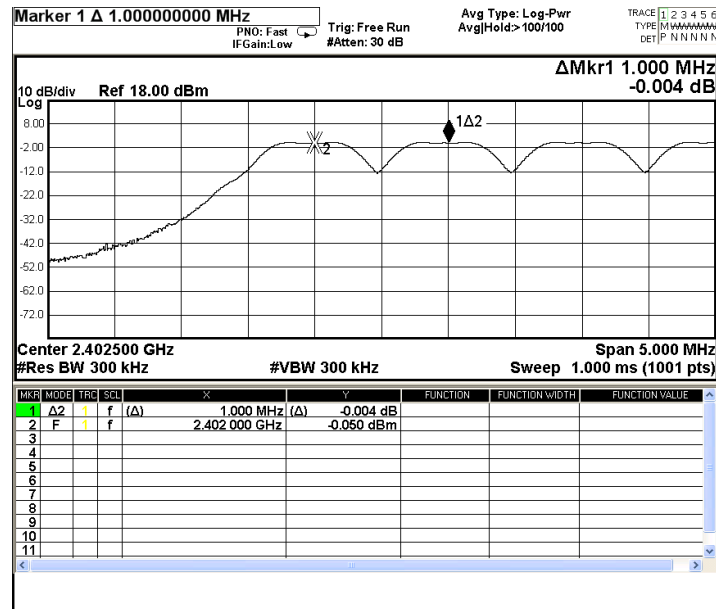
Test Report

Date : 2023-07-28

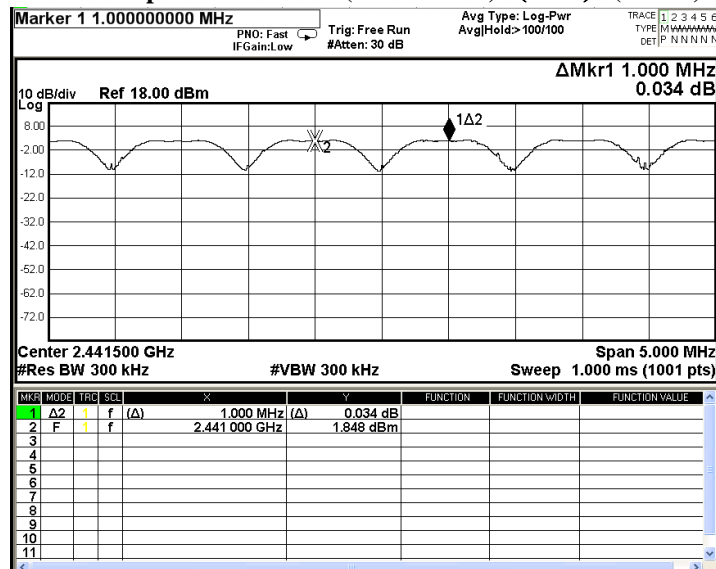
No. : HMD23010013

Page 48 of 79

Channel separation = 1MHz (>932.67kHz) (Lowest) (GFSK)



Channel separation = 1MHz(>932.67kHz) (Mid) (GFSK)



The Hong Kong Standards and Testing Centre Limited

10 Dai Wang Street, Tai Po Industrial Estate, Tai Po, N.T., Hong Kong

Tel: +852 2666 1888 Fax: +852 2664 4353 Email: hkstc@stc.group Website: www.stc.group

This report shall not be reproduced unless with prior written approval from The Hong Kong Standards and Testing Centre Limited.

For Conditions of Issuance of this test report, please refer to "Conditions of Issuance of Test Reports" section or Website.

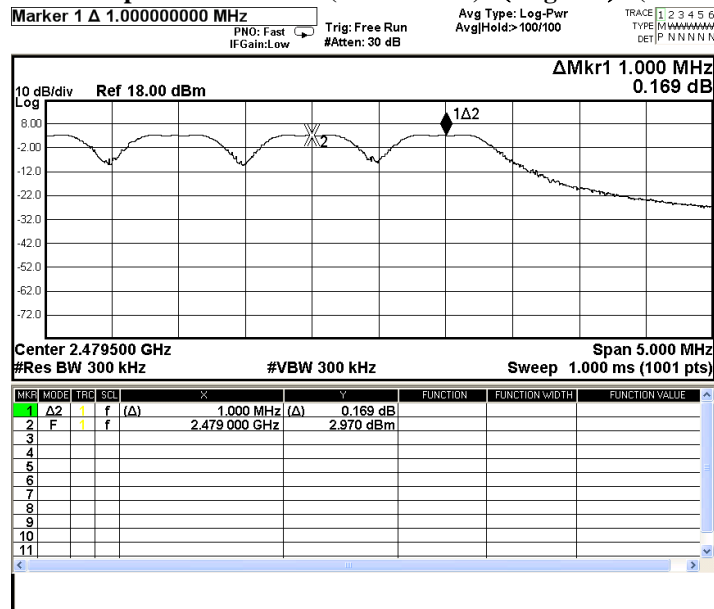


Test Report

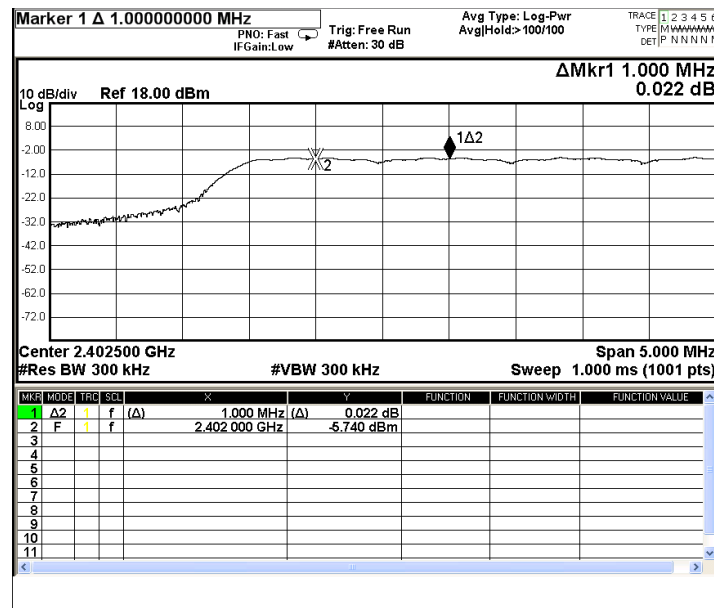
Date : 2023-07-28
No. : HMD23010013

Page 49 of 79

Channel separation = 1MHz (>932.67kHz) (Highest) (GFSK)



Channel separation = 1MHz (>932.67kHz) (Lowest) ($\pi/4$ DQPSK)



The Hong Kong Standards and Testing Centre Limited

10 Dai Wang Street, Taipo Industrial Estate, Tai Po, N.T., Hong Kong

Tel: +852 2666 1888 Fax: +852 2664 4353 Email: hkstc@stc.group Website: www.stc.group

This report shall not be reproduced unless with prior written approval from The Hong Kong Standards and Testing Centre Limited.

For Conditions of Issuance of this test report, please refer to "Conditions of Issuance of Test Reports" section or Website.




Test Report

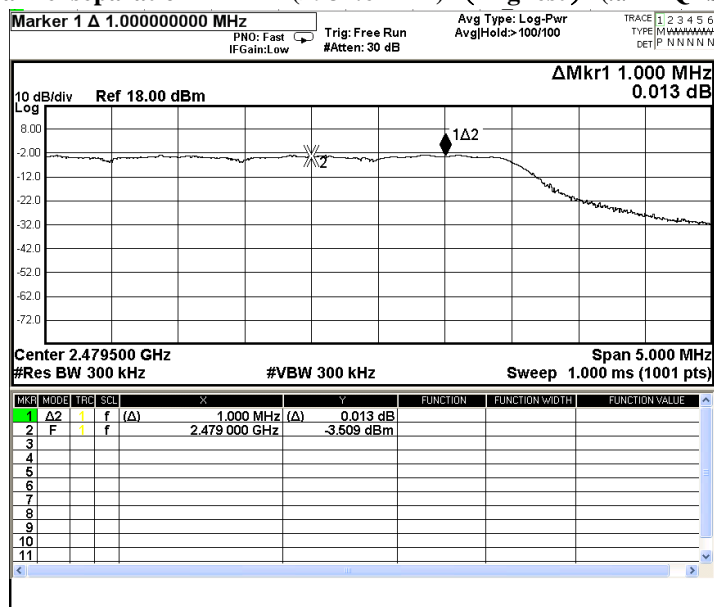
Date : 2023-07-28
No. : HMD23010013

Page 50 of 79

Channel separation = 1MHz (>932.67kHz) (Mid) ($\pi/4$ DQPSK)



Channel separation = 1MHz(>932.67kHz) (Highest) ($\pi/4$ DQPSK)



The Hong Kong Standards and Testing Centre Limited

10 Dai Wang Street, Taipo Industrial Estate, Tai Po, N.T., Hong Kong

Tel: +852 2666 1888 Fax: +852 2664 4353 Email: hkstc@stc.group Website: www.stc.group

This report shall not be reproduced unless with prior written approval from The Hong Kong Standards and Testing Centre Limited.

For Conditions of Issuance of this test report, please refer to "Conditions of Issuance of Test Reports" section or Website.

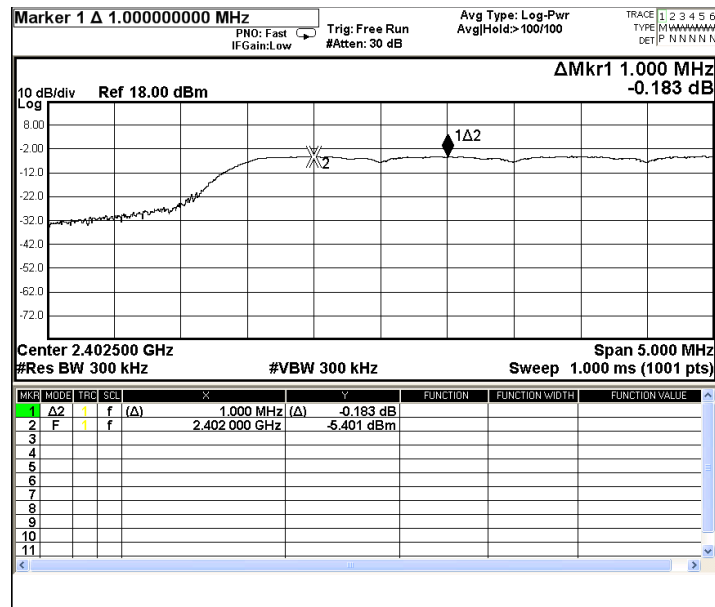


Test Report


Date : 2023-07-28
No. : HMD23010013

Page 51 of 79

Channel separation = 1MHz (>932.67kHz) (Lowest) (8DPSK)



Channel separation = 1MHz (>932.67kHz) (Mid) (8DPSK)



The Hong Kong Standards and Testing Centre Limited

10 Dai Wang Street, Taipo Industrial Estate, Tai Po, N.T., Hong Kong

Tel: +852 2666 1888 Fax: +852 2664 4353 Email: hkstc@stc.group Website: www.stc.group

This report shall not be reproduced unless with prior written approval from The Hong Kong Standards and Testing Centre Limited.

For Conditions of Issuance of this test report, please refer to "Conditions of Issuance of Test Reports" section or Website.

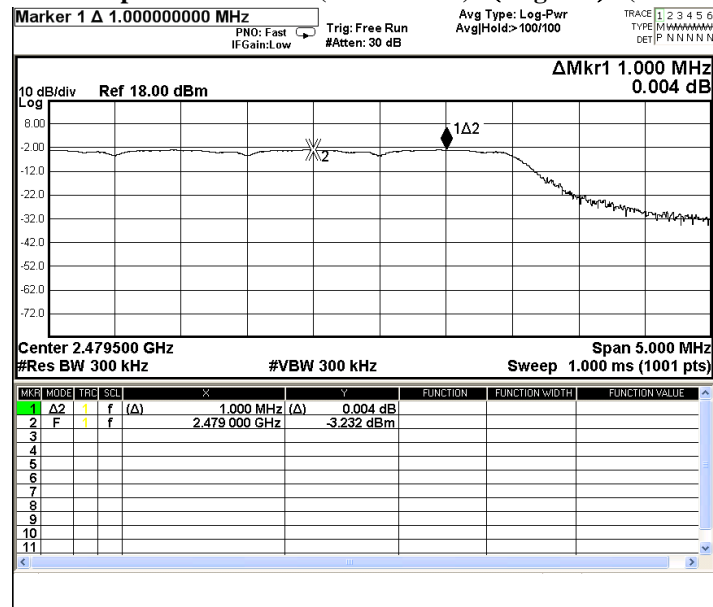


Test Report

Date : 2023-07-28
No. : HMD23010013

Page 52 of 79

Channel separation = 1MHz(>932.67kHz) (Highest) (8DPSK)



The Hong Kong Standards and Testing Centre Limited

10 Dai Wang Street, Taipo Industrial Estate, Tai Po, N.T., Hong Kong

Tel: +852 2666 1888 Fax: +852 2664 4353 Email: hkstc@stc.group Website: www.stc.group

This report shall not be reproduced unless with prior written approval from The Hong Kong Standards and Testing Centre Limited.

For Conditions of Issuance of this test report, please refer to "Conditions of Issuance of Test Reports" section or Website.



Test Report

Date : 2023-07-28
No. : HMD23010013

Page 53 of 79

3.1.7 Band-edge Compliance of RF Conducted Emissions Measurement:

Ambient Temperature: 25°C

Relative Humidity: 51%

Atmospheric Pressure: 101 kPa

Limit :

In any 100 kHz bandwidth outside the frequency band in which the spread spectrum or digitally modulated intentional radiator is operating, the radio frequency power that is produced by the intentional radiator shall be at least 20 dB below that in the 100 kHz bandwidth within the band that contains the highest level of the desired power, based on either an RF conducted or a radiated measurement. Attenuation below the general limits specified in Section 15.209(a) is not required.

According to the test method DA 00-705.

Spectrum Analyzer Setting:

RBW = 100kHz, VBW= 300kHz, Sweep = Coupled,

Span = Wide enough to capture the peak level of the emission operating on the channel closest to the band edge, as well as any modulation products that fall outside of the authorized band of operation.

Detector = Peak, Trace = Max. hold

Remark: Emissions under the fixed frequency mode and hopping mode have been investigated, the worst-case measurement results were recorded in the test report

The Hong Kong Standards and Testing Centre Limited

10 Dai Wang Street, Taipo Industrial Estate, Tai Po, N.T., Hong Kong

Tel: +852 2666 1888 Fax: +852 2664 4353 Email: hkstc@stc.group Website: www.stc.group

This report shall not be reproduced unless with prior written approval from The Hong Kong Standards and Testing Centre Limited.

For Conditions of Issuance of this test report, please refer to "Conditions of Issuance of Test Reports" section or Website.



Test Report

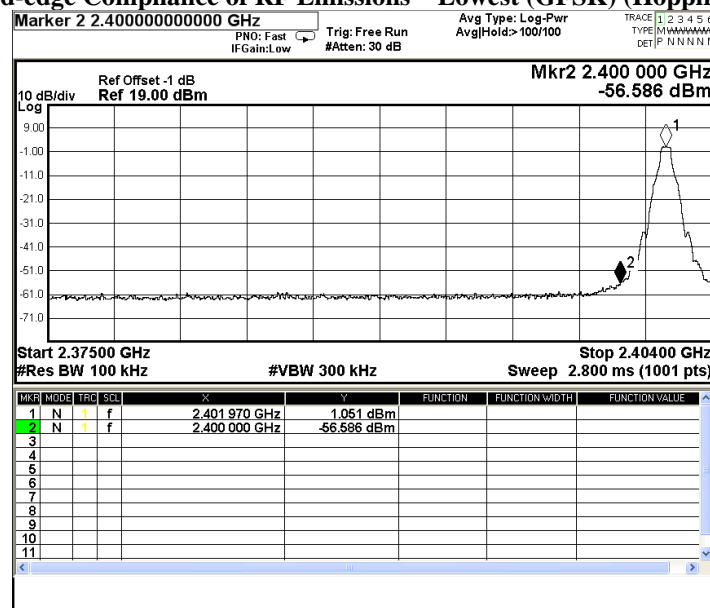
Date : 2023-07-28
No. : HMD23010013

Page 54 of 79

Band-edge Compliance of RF Conducted Emissions Measurement:

Frequency Range	Reference level	Limit	The highest conducted band edge emission	Result
[MHz]	[dBm]	[dBm]	[dBm]	
2400 – Lowest Fundamental (2402)	1.051	-18.949	-56.586	PASS

Band-edge Compliance of RF Emissions – Lowest (GFSK) (Hopping on)



The Hong Kong Standards and Testing Centre Limited

10 Dai Wang Street, Taipo Industrial Estate, Tai Po, N.T., Hong Kong

Tel: +852 2666 1888 Fax: +852 2664 4353 Email: hkstc@stc.group Website: www.stc.group

This report shall not be reproduced unless with prior written approval from The Hong Kong Standards and Testing Centre Limited.

For Conditions of Issuance of this test report, please refer to "Conditions of Issuance of Test Reports" section or Website.



Test Report

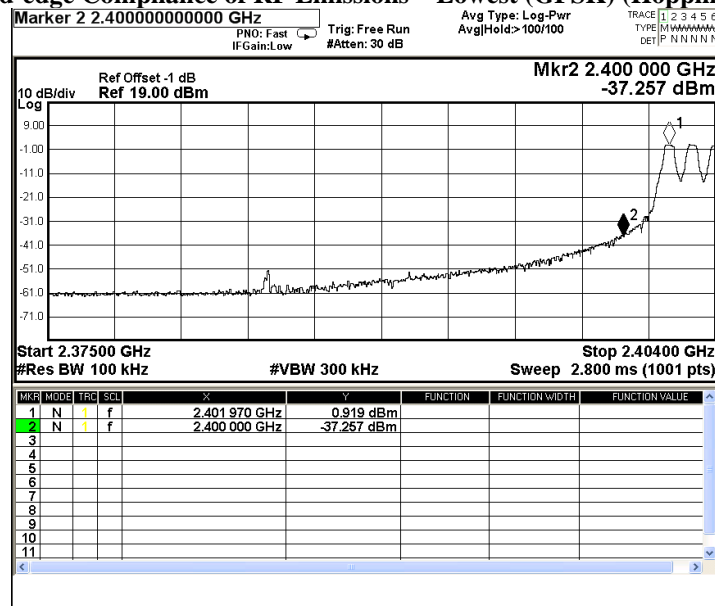
Date : 2023-07-28
No. : HMD23010013

Page 55 of 79

Band-edge Compliance of RF Conducted Emissions Measurement:

Frequency Range	Reference level	Limit	The highest conducted band edge emission	Result
[MHz]	[dBμV]	[dBμV]	[dBμV]	
2400 – Lowest Fundamental (2402)	0.919	-19.081	-37.257	PASS

Band-edge Compliance of RF Emissions – Lowest (GFSK) (Hopping off)



The Hong Kong Standards and Testing Centre Limited

10 Dai Wang Street, Taipo Industrial Estate, Tai Po, N.T., Hong Kong

Tel: +852 2666 1888 Fax: +852 2664 4353 Email: hkstc@stc.group Website: www.stc.group

This report shall not be reproduced unless with prior written approval from The Hong Kong Standards and Testing Centre Limited.

For Conditions of Issuance of this test report, please refer to "Conditions of Issuance of Test Reports" section or Website.



Test Report

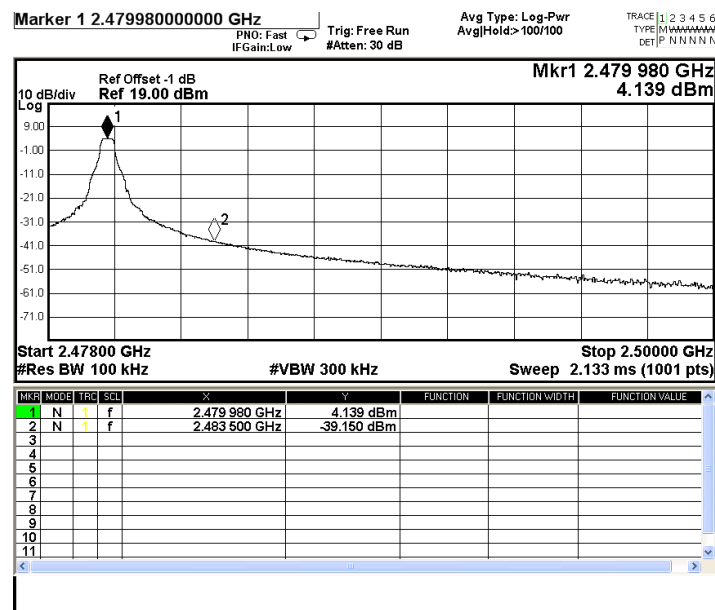
Date : 2023-07-28
No. : HMD23010013

Page 56 of 79

Band-edge Compliance of RF Conducted Emissions Measurement:

Frequency Range	Reference level	Limit	The highest conducted band edge emission	Result
[MHz]	[dBμV]	[dBμV]	[dBμV]	
2483.5 - Highest Fundamental (2480)	4.139	-15.861	-39.150	PASS

Band-edge Compliance of RF Emissions – Highest (GFSK) (Hopping on)



The Hong Kong Standards and Testing Centre Limited

10 Dai Wang Street, Taipo Industrial Estate, Tai Po, N.T., Hong Kong

Tel: +852 2666 1888 Fax: +852 2664 4353 Email: hkstc@stc.group Website: www.stc.group

This report shall not be reproduced unless with prior written approval from The Hong Kong Standards and Testing Centre Limited.

For Conditions of Issuance of this test report, please refer to "Conditions of Issuance of Test Reports" section or Website.



Test Report

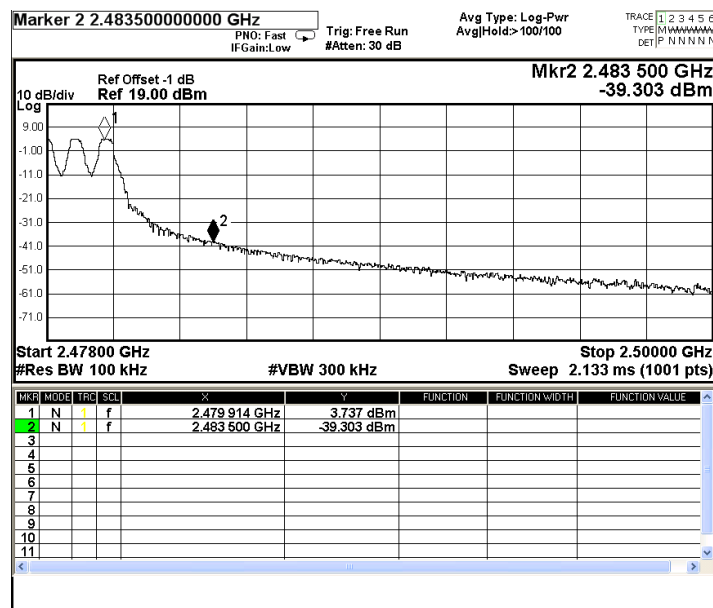
Date : 2023-07-28
No. : HMD23010013

Page 57 of 79

Band-edge Compliance of RF Conducted Emissions Measurement:

Frequency Range	Reference level	Limit	The highest conducted band edge emission	Result
[MHz]	[dBμV]	[dBμV]	[dBμV]	
2483.5 - Highest Fundamental (2480)	3.737	-16.263	-39.303	PASS

Band-edge Compliance of RF Emissions – Highest (GFSK) (Hopping off)



The Hong Kong Standards and Testing Centre Limited

10 Dai Wang Street, Taipo Industrial Estate, Tai Po, N.T., Hong Kong

Tel: +852 2666 1888 Fax: +852 2664 4353 Email: hkstc@stc.group Website: www.stc.group

This report shall not be reproduced unless with prior written approval from The Hong Kong Standards and Testing Centre Limited.

For Conditions of Issuance of this test report, please refer to "Conditions of Issuance of Test Reports" section or Website.



Test Report

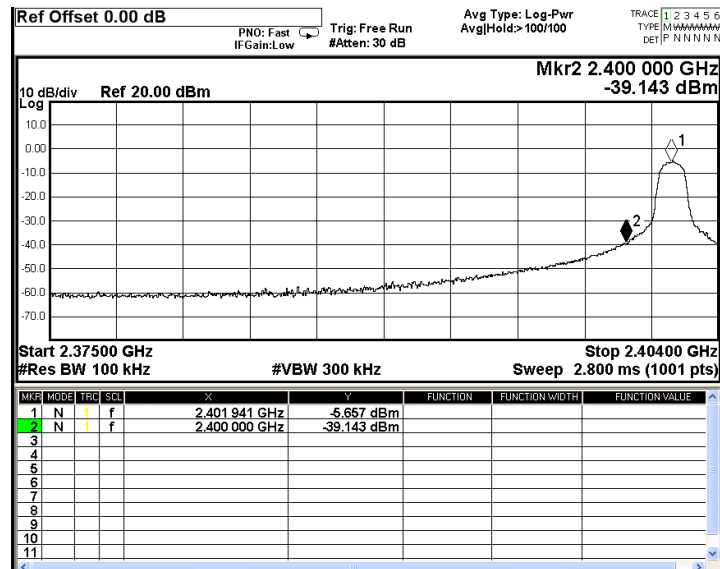
Date : 2023-07-28
No. : HMD23010013

Page 58 of 79

Band-edge Compliance of RF Conducted Emissions Measurement:

Frequency Range	Reference level	Limit	The highest conducted band edge emission	Result
[MHz]	[dBμV]	[dBμV]	[dBμV]	
2400 – Lowest Fundamental (2402)	-5.657	-25.657	-39.143	PASS

Band-edge Compliance of RF Emissions – Lowest ($\pi/4$ DQPSK) (Hopping on)



The Hong Kong Standards and Testing Centre Limited

10 Dai Wang Street, Taipo Industrial Estate, Tai Po, N.T., Hong Kong

Tel: +852 2666 1888 Fax: +852 2664 4353 Email: hkstc@stc.group Website: www.stc.group

This report shall not be reproduced unless with prior written approval from The Hong Kong Standards and Testing Centre Limited.

For Conditions of Issuance of this test report, please refer to "Conditions of Issuance of Test Reports" section or Website.



Test Report

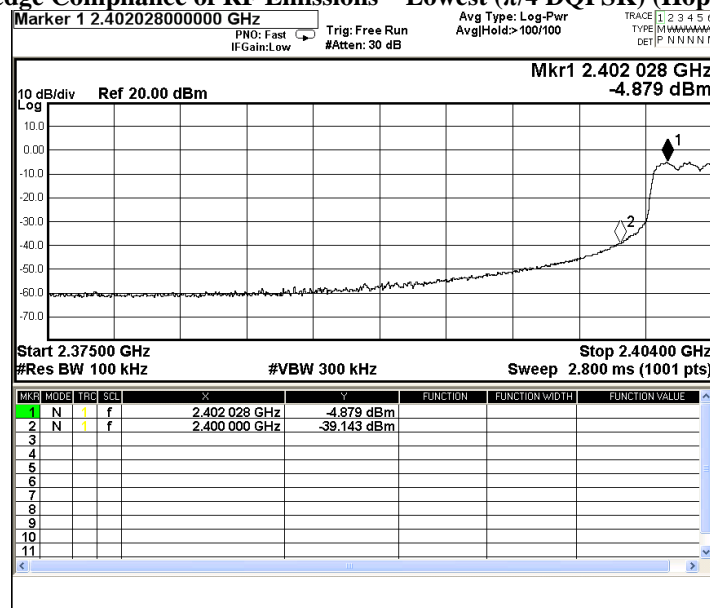
Date : 2023-07-28
No. : HMD23010013

Page 59 of 79

Band-edge Compliance of RF Conducted Emissions Measurement:

Frequency Range	Reference level	Limit	The highest conducted band edge emission	Result
[MHz]	[dBμV]	[dBμV]	[dBμV]	
2400 – Lowest Fundamental (2402)	-4.879	-24.879	-39.143	PASS

Band-edge Compliance of RF Emissions – Lowest ($\pi/4$ DQPSK) (Hopping off)



The Hong Kong Standards and Testing Centre Limited

10 Dai Wang Street, Taipo Industrial Estate, Tai Po, N.T., Hong Kong

Tel: +852 2666 1888 Fax: +852 2664 4353 Email: hkstc@stc.group Website: www.stc.group

This report shall not be reproduced unless with prior written approval from The Hong Kong Standards and Testing Centre Limited.

For Conditions of Issuance of this test report, please refer to "Conditions of Issuance of Test Reports" section or Website.



Test Report

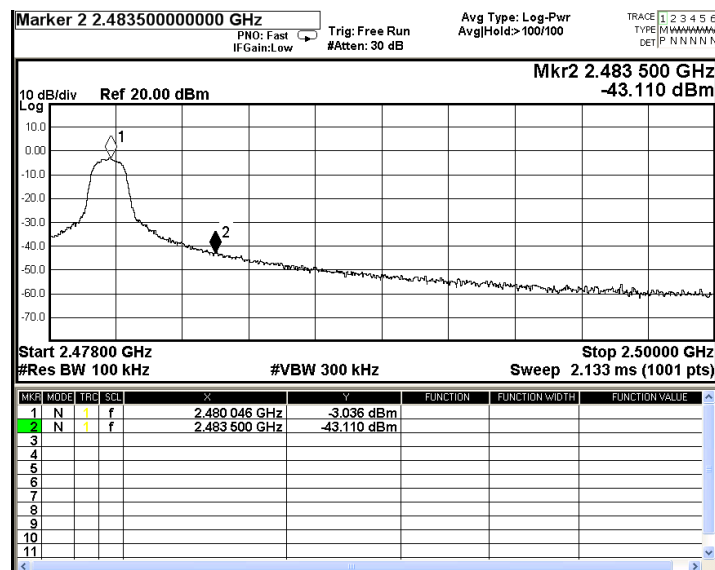
Date : 2023-07-28
No. : HMD23010013

Page 60 of 79

Band-edge Compliance of RF Conducted Emissions Measurement:

Frequency Range	Reference level	Limit	The highest conducted band edge emission	Result
[MHz]	[dBμV]	[dBμV]	[dBμV]	
2483.5 - Highest Fundamental (2480)	-3.036	-23.036	-43.110	PASS

Band-edge Compliance of RF Emissions – Highest ($\pi/4$ DQPSK) (Hopping on)



The Hong Kong Standards and Testing Centre Limited

10 Dai Wang Street, Taipo Industrial Estate, Tai Po, N.T., Hong Kong

Tel: +852 2666 1888 Fax: +852 2664 4353 Email: hkstc@stc.group Website: www.stc.group

This report shall not be reproduced unless with prior written approval from The Hong Kong Standards and Testing Centre Limited.

For Conditions of Issuance of this test report, please refer to "Conditions of Issuance of Test Reports" section or Website.



Test Report

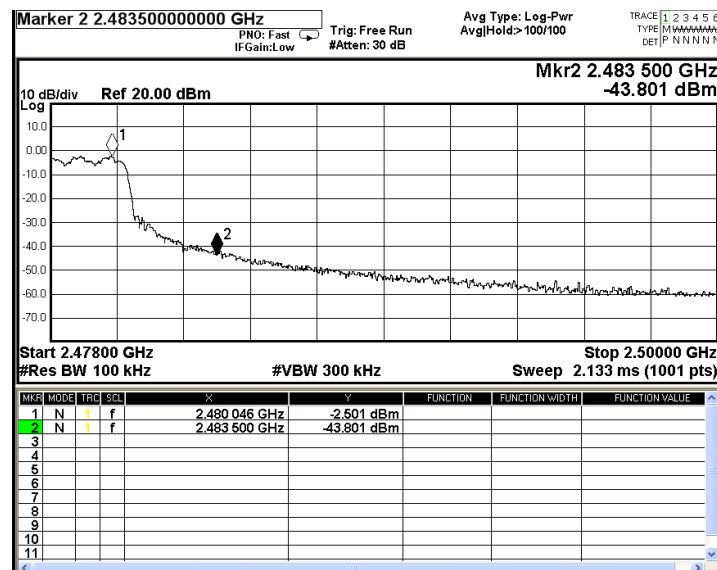
Date : 2023-07-28
No. : HMD23010013

Page 61 of 79

Band-edge Compliance of RF Conducted Emissions Measurement:

Frequency Range	Reference level	Limit	The highest conducted band edge emission	Result
[MHz]	[dBμV]	[dBμV]	[dBμV]	
2483.5 - Highest Fundamental (2480)	-2.501	-22.501	-43.801	PASS

Band-edge Compliance of RF Emissions – Highest ($\pi/4$ DQPSK) (Hopping off)



The Hong Kong Standards and Testing Centre Limited

10 Dai Wang Street, Taipo Industrial Estate, Tai Po, N.T., Hong Kong

Tel: +852 2666 1888 Fax: +852 2664 4353 Email: hkstc@stc.group Website: www.stc.group

This report shall not be reproduced unless with prior written approval from The Hong Kong Standards and Testing Centre Limited.

For Conditions of Issuance of this test report, please refer to "Conditions of Issuance of Test Reports" section or Website.



Test Report

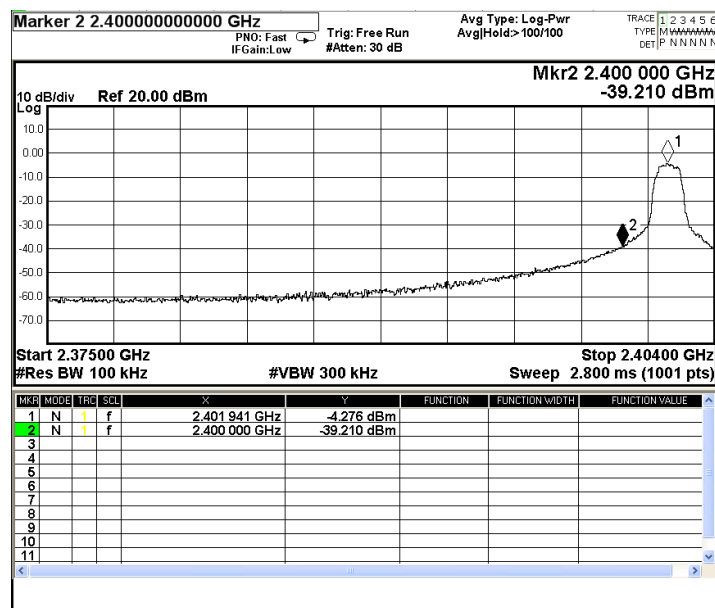
Date : 2023-07-28
No. : HMD23010013

Page 62 of 79

Band-edge Compliance of RF Conducted Emissions Measurement:

Frequency Range	Reference level	Limit	The highest conducted band edge emission	Result
[MHz]	[dBμV]	[dBμV]	[dBμV]	
2400 – Lowest Fundamental (2402)	-4.276	-24.276	-39.210	PASS

Band-edge Compliance of RF Emissions – Lowest (8DPSK) (Hopping on)



The Hong Kong Standards and Testing Centre Limited

10 Dai Wang Street, Taipo Industrial Estate, Tai Po, N.T., Hong Kong

Tel: +852 2666 1888 Fax: +852 2664 4353 Email: hkstc@stc.group Website: www.stc.group

This report shall not be reproduced unless with prior written approval from The Hong Kong Standards and Testing Centre Limited.

For Conditions of Issuance of this test report, please refer to "Conditions of Issuance of Test Reports" section or Website.



Test Report

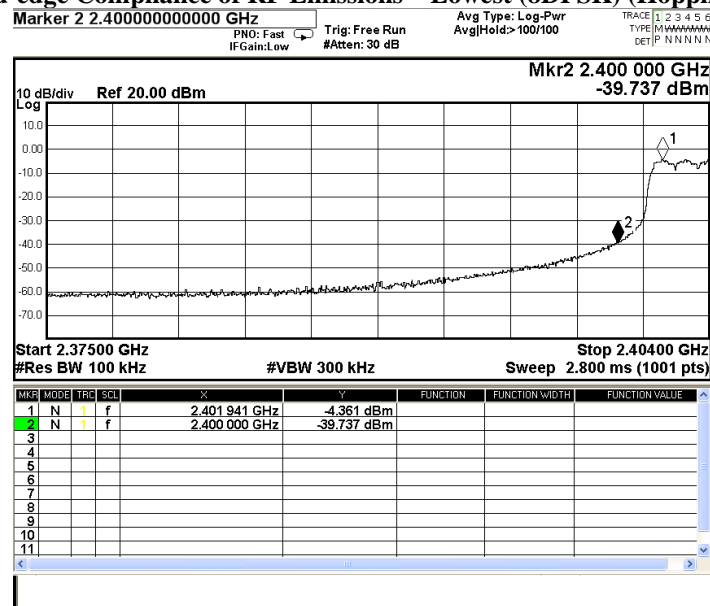
Date : 2023-07-28
No. : HMD23010013

Page 63 of 79

Band-edge Compliance of RF Conducted Emissions Measurement:

Frequency Range	Reference level	Limit	The highest conducted band edge emission	Result
[MHz]	[dBμV]	[dBμV]	[dBμV]	
2400 – Lowest Fundamental (2402)	-4.361	-24.361	-39.737	PASS

Band-edge Compliance of RF Emissions – Lowest (8DPSK) (Hopping off)



The Hong Kong Standards and Testing Centre Limited

10 Dai Wang Street, Taipo Industrial Estate, Tai Po, N.T., Hong Kong

Tel: +852 2666 1888 Fax: +852 2664 4353 Email: hkstc@stc.group Website: www.stc.group

This report shall not be reproduced unless with prior written approval from The Hong Kong Standards and Testing Centre Limited.

For Conditions of Issuance of this test report, please refer to "Conditions of Issuance of Test Reports" section or Website.



Test Report

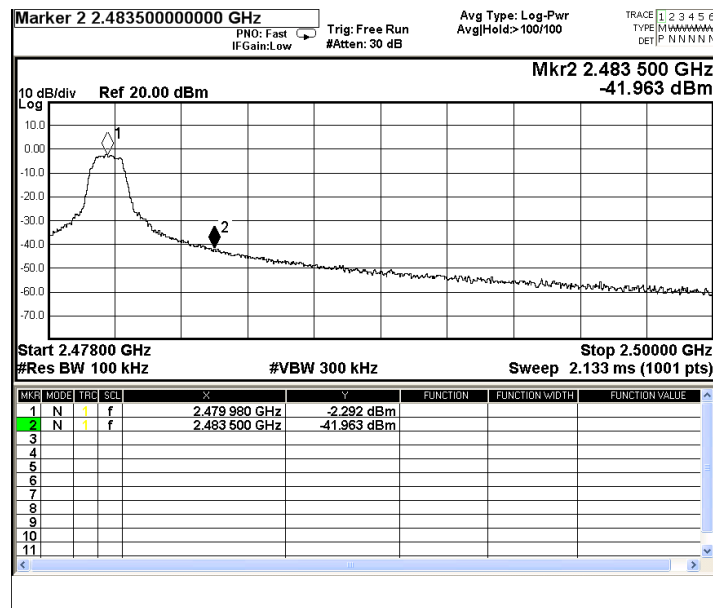
Date : 2023-07-28
No. : HMD23010013

Page 64 of 79

Band-edge Compliance of RF Conducted Emissions Measurement:

Frequency Range	Reference level	Limit	The highest conducted band edge emission	Result
[MHz]	[dBμV]	[dBμV]	[dBμV]	
2483.5 - Highest Fundamental (2480)	-2.292	-22.292	-41.963	PASS

Band-edge Compliance of RF Emissions – Highest (8DPSK) (Hopping on)



The Hong Kong Standards and Testing Centre Limited

10 Dai Wang Street, Taipo Industrial Estate, Tai Po, N.T., Hong Kong

Tel: +852 2666 1888 Fax: +852 2664 4353 Email: hkstc@stc.group Website: www.stc.group

This report shall not be reproduced unless with prior written approval from The Hong Kong Standards and Testing Centre Limited.

For Conditions of Issuance of this test report, please refer to "Conditions of Issuance of Test Reports" section or Website.



Test Report

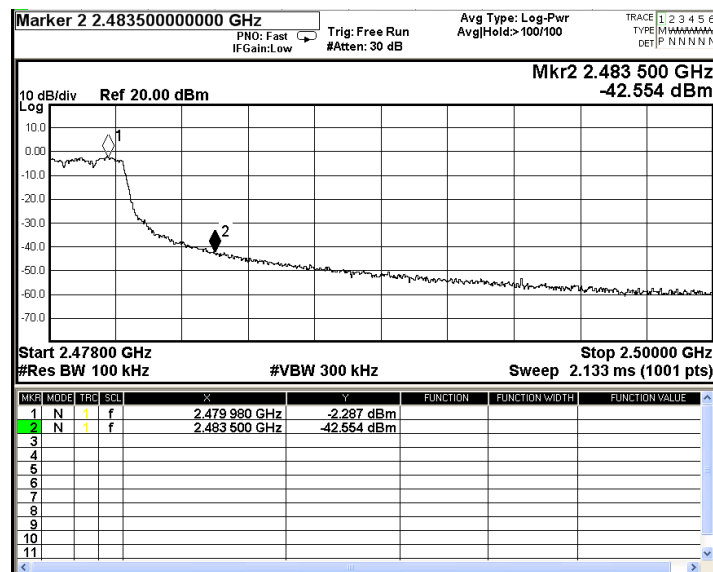
Date : 2023-07-28
No. : HMD23010013

Page 65 of 79

Band-edge Compliance of RF Conducted Emissions Measurement:

Frequency Range	Reference level	Limit	The highest conducted band edge emission	Result
[MHz]	[dBμV]	[dBμV]	[dBμV]	
2483.5 - Highest Fundamental (2480)	-2.287	-22.287	-42.554	PASS

Band-edge Compliance of RF Emissions – Highest (8DPSK) (Hopping off)



The Hong Kong Standards and Testing Centre Limited

10 Dai Wang Street, Taipo Industrial Estate, Tai Po, N.T., Hong Kong

Tel: +852 2666 1888 Fax: +852 2664 4353 Email: hkstc@stc.group Website: www.stc.group

This report shall not be reproduced unless with prior written approval from The Hong Kong Standards and Testing Centre Limited.

For Conditions of Issuance of this test report, please refer to "Conditions of Issuance of Test Reports" section or Website.



Test Report

Date : 2023-07-28
No. : HMD23010013

Page 66 of 79

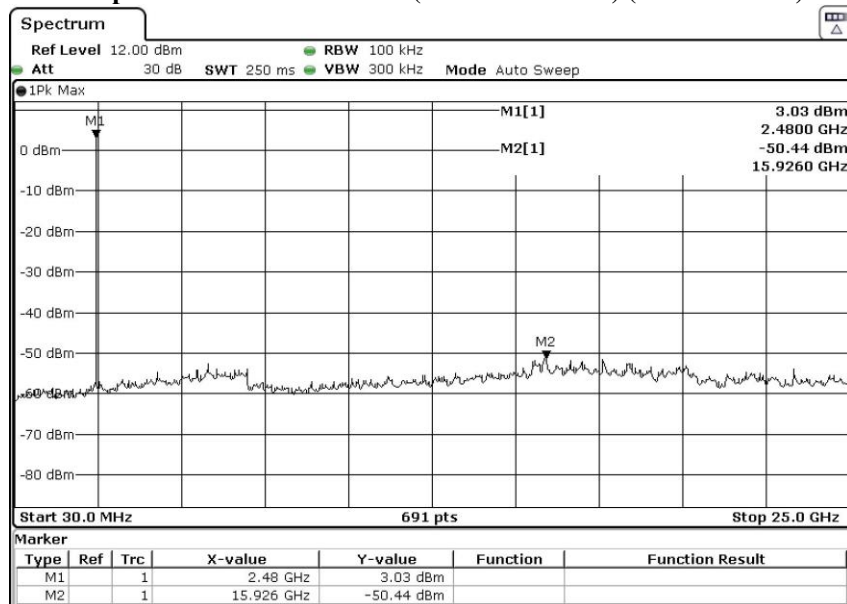
Compliance of RF Conducted Emissions Measurement:

Limit :

In any 100 kHz bandwidth outside the frequency band in which the spread spectrum or digitally modulated intentional radiator is operating, the radio frequency power that is produced by the intentional radiator shall be at least 20 dB below that in the 100 kHz bandwidth within the band that contains the highest level of the desired power, based on either an RF conducted or a radiated measurement. Attenuation below the general limits specified in Section 15.209(a) is not required.

Remark: Emissions under the fixed frequency mode and hopping mode have been investigated, the worst-case measurement results were recorded in the test report

Compliance of RF Emissions – (GFSK 2480MHz) (the worst case)



The Hong Kong Standards and Testing Centre Limited

10 Dai Wang Street, Taipo Industrial Estate, Tai Po, N.T., Hong Kong

Tel: +852 2666 1888 Fax: +852 2664 4353 Email: hkstc@stc.group Website: www.stc.group

This report shall not be reproduced unless with prior written approval from The Hong Kong Standards and Testing Centre Limited.

For Conditions of Issuance of this test report, please refer to "Conditions of Issuance of Test Reports" section or Website.

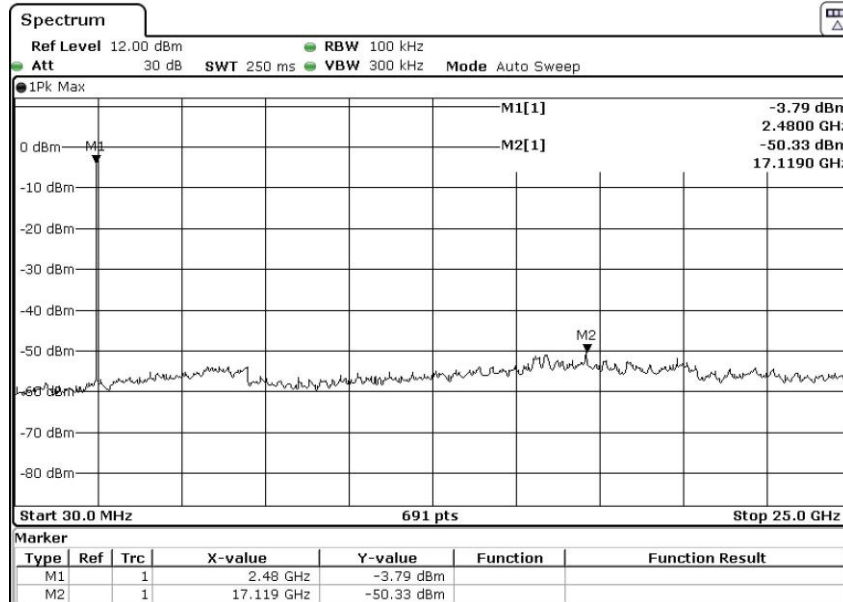


Test Report

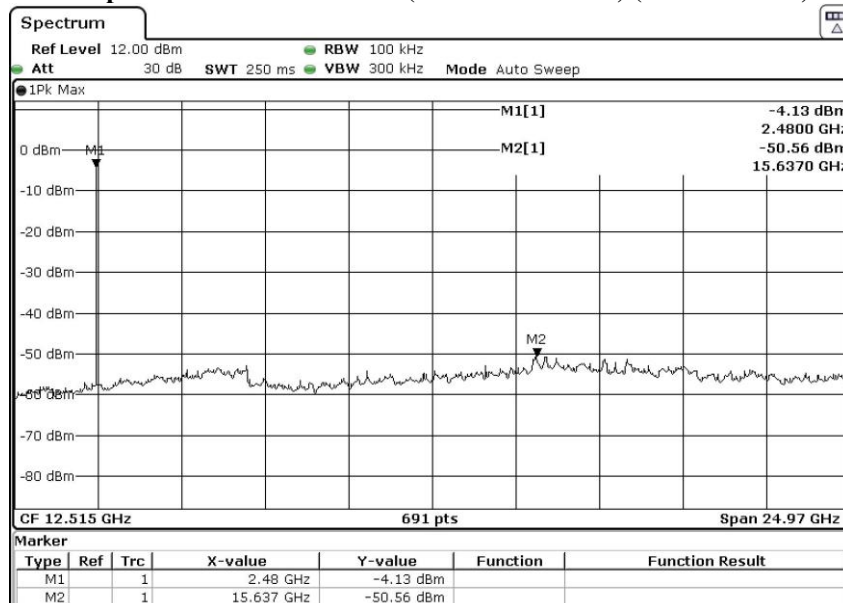
Date : 2023-07-28
No. : HMD23010013

Page 67 of 79

Compliance of RF Emissions – ($\pi/4$ -DQPSK 2480MHz) (the worst case)



Compliance of RF Emissions – (8DPSK 2480MHz) (the worst case)



The Hong Kong Standards and Testing Centre Limited

10 Dai Wang Street, Taipo Industrial Estate, Tai Po, N.T., Hong Kong

Tel: +852 2666 1888 Fax: +852 2664 4353 Email: hkstc@stc.group Website: www.stc.group

This report shall not be reproduced unless with prior written approval from The Hong Kong Standards and Testing Centre Limited.

For Conditions of Issuance of this test report, please refer to "Conditions of Issuance of Test Reports" section or Website.



Test Report

Date : 2023-07-28
No. : HMD23010013

Page 68 of 79

3.1.8 Time of Occupancy (Dwell Time)

Ambient Temperature: 25°C

Relative Humidity: 51%

Atmospheric Pressure: 101 kPa

Requirements:

The average time of occupancy on any channel shall not be greater than 0.4 seconds within a period of 0.4 seconds multiplied by the number of hopping channel employed.

No requirements for Digital Transmission System.

Spectrum Analyzer Setting:

RBW = 300kHz, VBW ≥ RBW,

Sweep = A longer sweep time to show two successive hops on a channel,

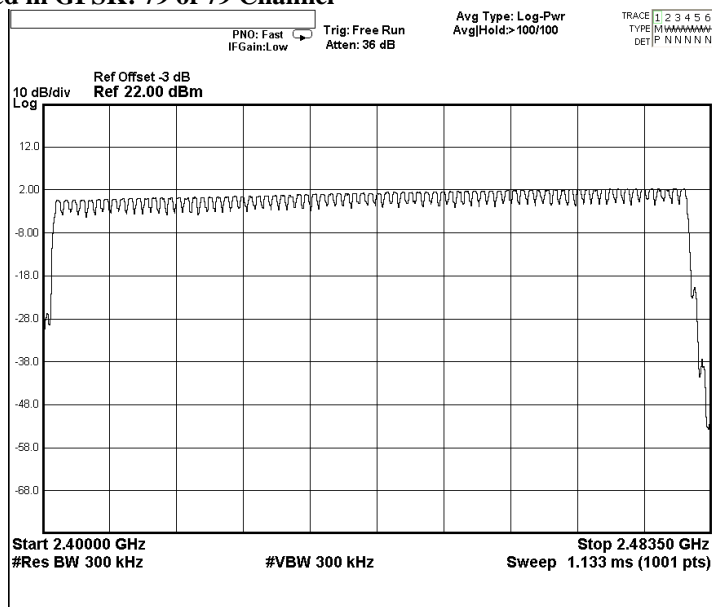
Span = Zero, Detector = Peak, Trace = Max. hold

Dwell Time = Pulse Duration * hop rate / number of channel * observation duration

Observed duration: 0.4s x 79 = 31.6s

Measurement Data:

Channel Occupied in GFSK: 79 of 79 Channel



The Hong Kong Standards and Testing Centre Limited

10 Dai Wang Street, Taipo Industrial Estate, Tai Po, N.T., Hong Kong

Tel: +852 2666 1888 Fax: +852 2664 4353 Email: hkstc@stc.group Website: www.stc.group

This report shall not be reproduced unless with prior written approval from The Hong Kong Standards and Testing Centre Limited.

For Conditions of Issuance of this test report, please refer to "Conditions of Issuance of Test Reports" section or Website.



Test Report

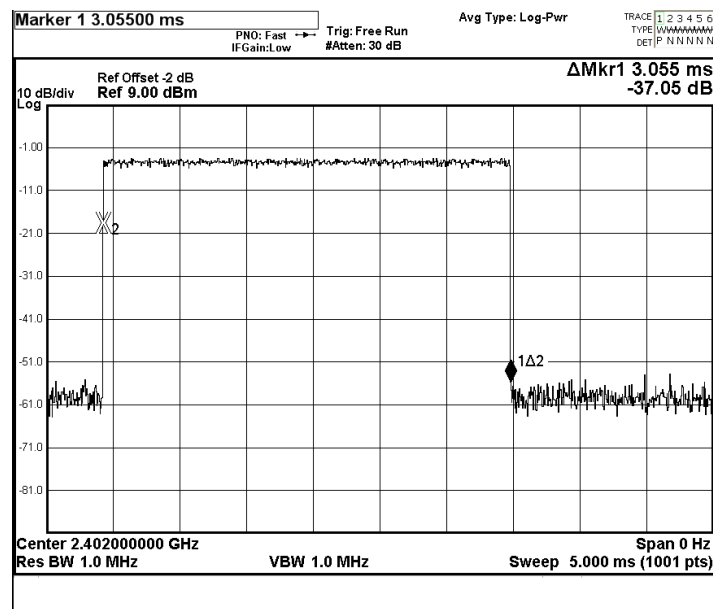
Date : 2023-07-28
No. : HMD23010013

Page 69 of 79

3DH5 Packet:

3DH5 Packet permit maximum $1600/79/6 = 3.37$ hops per second in each channel (5 time slots RX, 1 time slot TX). The Dwell time is the time duration of the pulse times $3.37 \times 31.6 = 106.6$ within 31.6 seconds

Fig. A
[Pulse duration of Lowest Channel]



The Hong Kong Standards and Testing Centre Limited

10 Dai Wang Street, Taipo Industrial Estate, Tai Po, N.T., Hong Kong

Tel: +852 2666 1888 Fax: +852 2664 4353 Email: hkstc@stc.group Website: www.stc.group

This report shall not be reproduced unless with prior written approval from The Hong Kong Standards and Testing Centre Limited.

For Conditions of Issuance of this test report, please refer to "Conditions of Issuance of Test Reports" section or Website.

Test Report

Date : 2023-07-28
No. : HMD23010013

Page 70 of 79

Fig. B

[Pulse duration of Middle Channel]

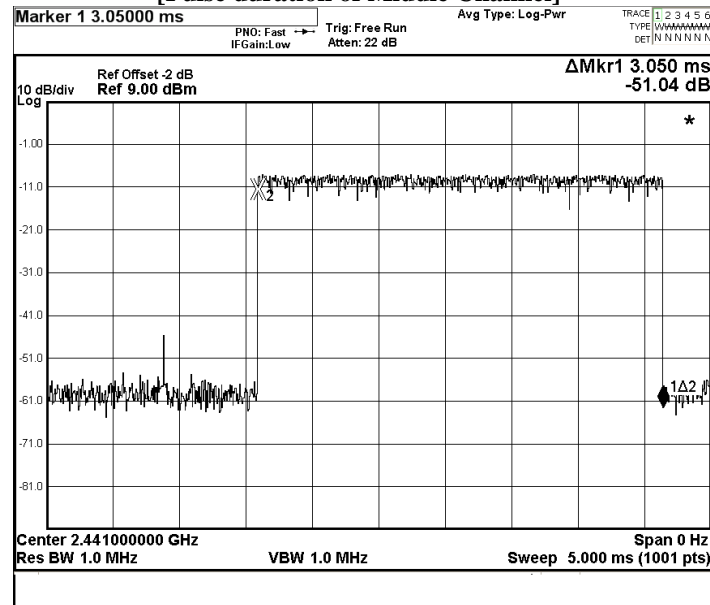
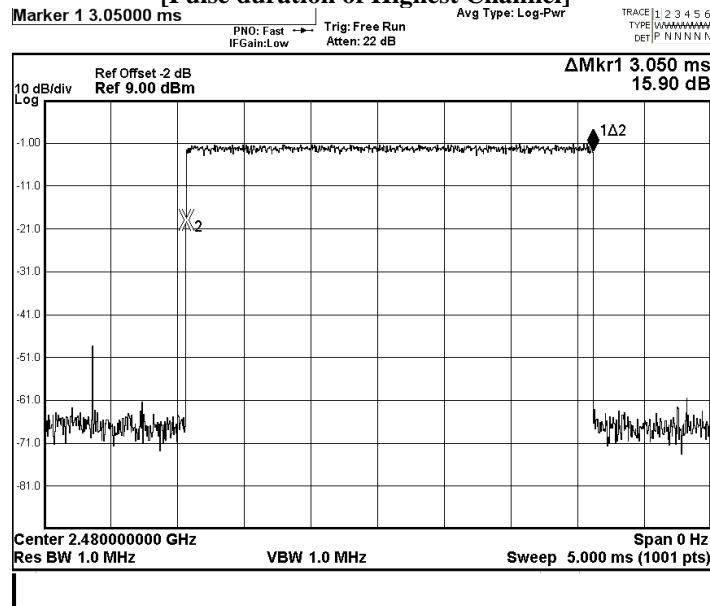


Fig. C

[Pulse duration of Highest Channel]



The Hong Kong Standards and Testing Centre Limited

10 Dai Wang Street, Taipo Industrial Estate, Tai Po, N.T., Hong Kong

Tel: +852 2666 1888 Fax: +852 2664 4353 Email: hkstc@stc.group Website: www.stc.group

This report shall not be reproduced unless with prior written approval from The Hong Kong Standards and Testing Centre Limited.

For Conditions of Issuance of this test report, please refer to "Conditions of Issuance of Test Reports" section or Website.



Test Report

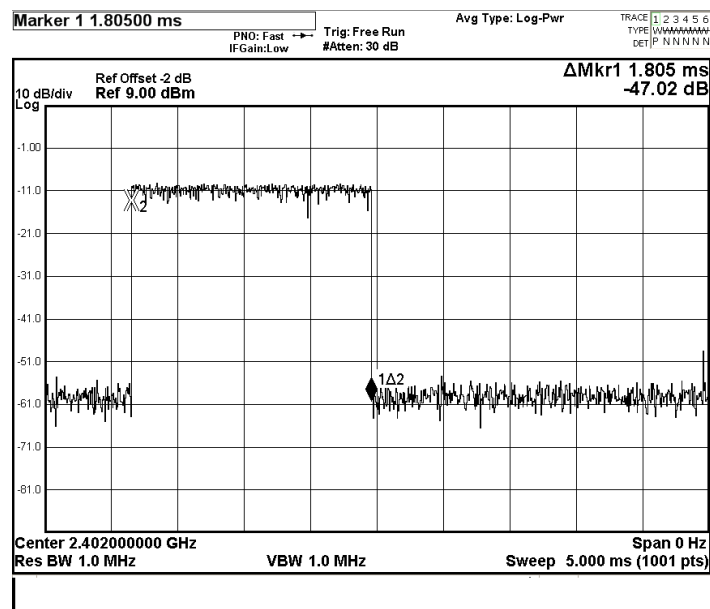
Date : 2023-07-28
No. : HMD23010013

Page 71 of 79

3DH3 Packet:

3DH3 Packet permit maximum $1600/79/4 = 5.06$ hops per second in each channel (3 time slots RX, 1 time slot TX). The Dwell time is the time duration of the pulse times $5.06 \times 31.6 = 160$ within 31.6 seconds

Fig. D
[Pulse duration of Lowest Channel]



The Hong Kong Standards and Testing Centre Limited

10 Dai Wang Street, Taipo Industrial Estate, Tai Po, N.T., Hong Kong

Tel: +852 2666 1888 Fax: +852 2664 4353 Email: hkstc@stc.group Website: www.stc.group

This report shall not be reproduced unless with prior written approval from The Hong Kong Standards and Testing Centre Limited.

For Conditions of Issuance of this test report, please refer to "Conditions of Issuance of Test Reports" section or Website.



Test Report

Date : 2023-07-28
No. : HMD23010013

Page 72 of 79

Fig. E
[Pulse duration of Middle Channel]

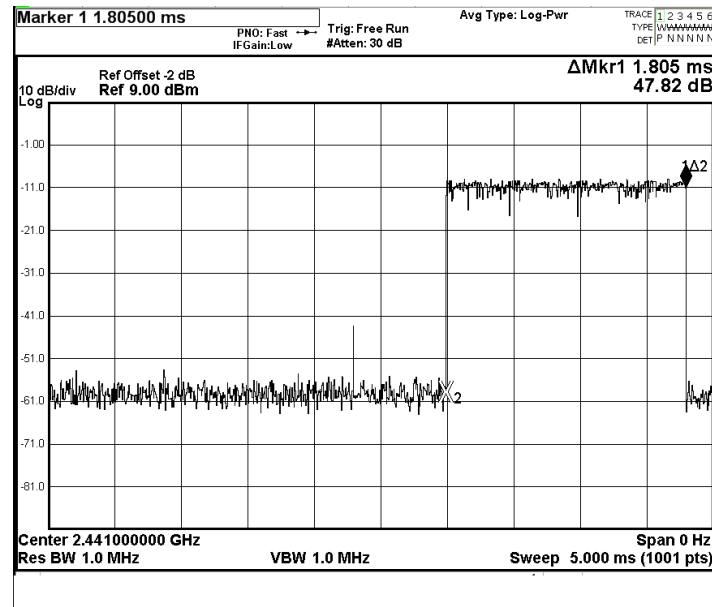
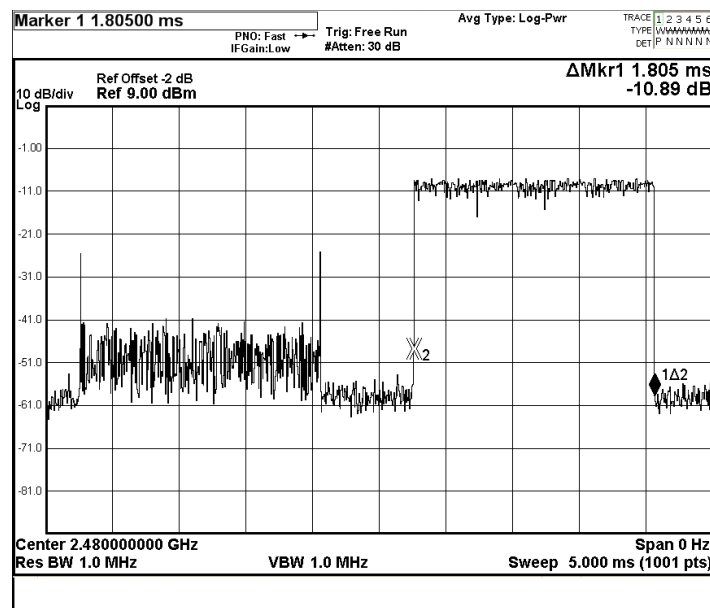


Fig. F
[Pulse duration of Highest Channel]



The Hong Kong Standards and Testing Centre Limited

10 Dai Wang Street, Taipo Industrial Estate, Tai Po, N.T., Hong Kong

Tel: +852 2666 1888 Fax: +852 2664 4353 Email: hkstc@stc.group Website: www.stc.group

This report shall not be reproduced unless with prior written approval from The Hong Kong Standards and Testing Centre Limited.

For Conditions of Issuance of this test report, please refer to "Conditions of Issuance of Test Reports" section or Website.



Test Report

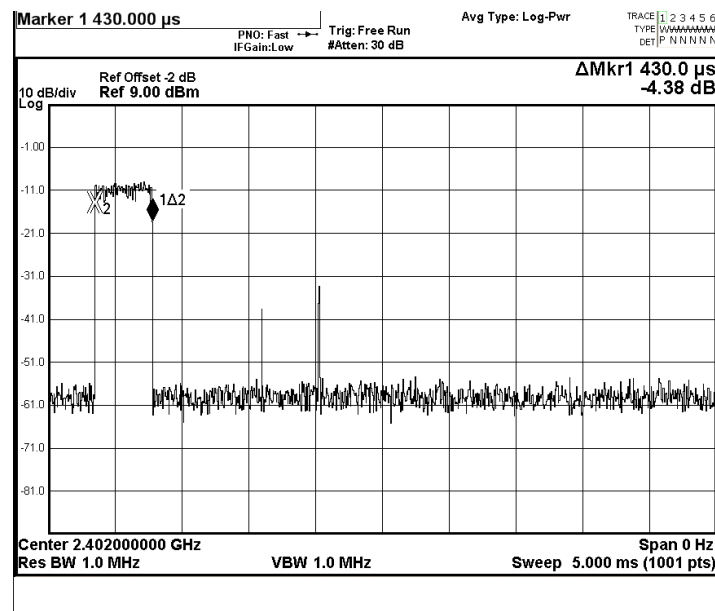
Date : 2023-07-28
No. : HMD23010013

Page 73 of 79

3DH1 Packet:

3DH1 Packet permit maximum $1600/79/2 = 10.12$ hops per second in each channel (3 time slots RX, 1 time slot TX). The Dwell time is the time duration of the pulse times $10.12 \times 31.6 = 320$ within 31.6 seconds

Fig. G
[Pulse duration of Lowest Channel]



The Hong Kong Standards and Testing Centre Limited

10 Dai Wang Street, Tai Po Industrial Estate, Tai Po, N.T., Hong Kong

Tel: +852 2666 1888 Fax: +852 2664 4353 Email: hkstc@stc.group Website: www.stc.group

This report shall not be reproduced unless with prior written approval from The Hong Kong Standards and Testing Centre Limited.

For Conditions of Issuance of this test report, please refer to "Conditions of Issuance of Test Reports" section or Website.



Test Report

Date : 2023-07-28
No. : HMD23010013

Page 74 of 79

Fig. H

[Pulse duration of Middle Channel]

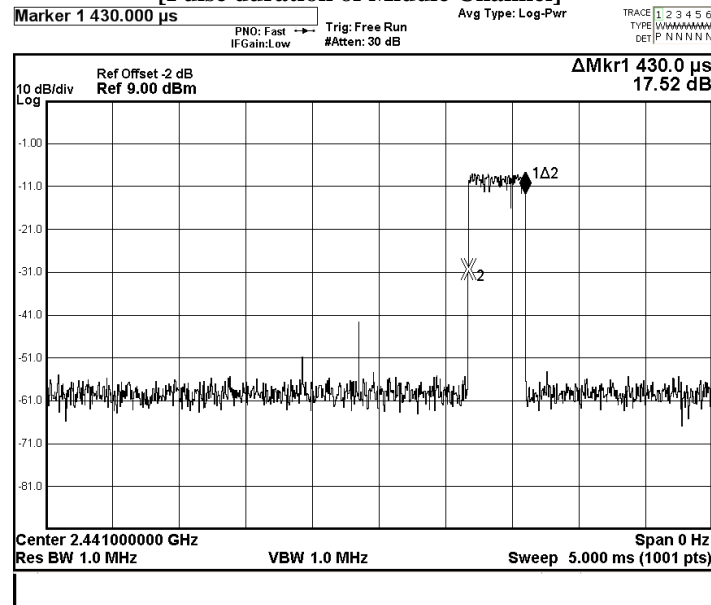
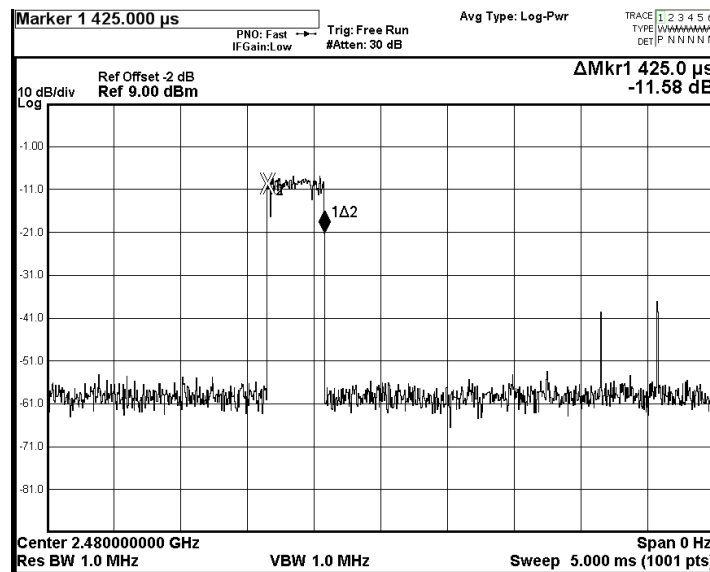


Fig. I

[Pulse duration of Highest Channel]



The Hong Kong Standards and Testing Centre Limited

10 Dai Wang Street, Taipo Industrial Estate, Tai Po, N.T., Hong Kong

Tel: +852 2666 1888 Fax: +852 2664 4353 Email: hkstc@stc.group Website: www.stc.group

This report shall not be reproduced unless with prior written approval from The Hong Kong Standards and Testing Centre Limited.

For Conditions of Issuance of this test report, please refer to "Conditions of Issuance of Test Reports" section or Website.



Test Report

Date : 2023-07-28

Page 75 of 79

No. : HMD23010013

Time of occupancy (Dwell Time):

Data Packet	Frequency (MHz)	Pulse Duration (ms)	Dwell Time (s)	Limits (s)	Test Results
3DH5	2402	3.055	0.325	0.400	Complies
3DH5	2441	3.050	0.325	0.400	Complies
3DH5	2480	3.050	0.325	0.400	Complies
3DH3	2402	1.805	0.289	0.400	Complies
3DH3	2441	1.805	0.289	0.400	Complies
3DH3	2480	1.805	0.289	0.400	Complies
3DH1	2402	0.430	0.138	0.400	Complies
3DH1	2441	0.430	0.138	0.400	Complies
3DH1	2480	0.425	0.136	0.400	Complies

The Hong Kong Standards and Testing Centre Limited

10 Dai Wang Street, Taipo Industrial Estate, Tai Po, N.T., Hong Kong

Tel: +852 2666 1888 Fax: +852 2664 4353 Email: hkstc@stc.group Website: www.stc.group

This report shall not be reproduced unless with prior written approval from The Hong Kong Standards and Testing Centre Limited.

For Conditions of Issuance of this test report, please refer to "Conditions of Issuance of Test Reports" section or Website.



Test Report

Date : 2023-07-28
No. : HMD23010013

Page 76 of 79

3.1.9 Channel Centre Frequency

Ambient Temperature: 25°C

Relative Humidity: 51%

Atmospheric Pressure: 101 kPa

Requirements:

Frequency hopping system in the 2400-2483.5MHz band shall use at least 79 (Channel 1 to 79) non-overlapping channels.

The EUT operates in according with the Bluetooth system specification within the 2400 - 2483.5 MHz frequency band.

RF channels for Bluetooth systems are spaced 1 MHz and are ordered in channel number k. In order to comply with out-of-band regulations, a lower frequency guard band of 2.0 MHz and a higher frequency guard band of 3.5MHz is used.

The operating frequencies of each channel are as follows:

First RF channel start from 2400MHz + 2MHz guard band = 2402MHz

Frequency of RF Channel = 2402+k MHz, k = 0,...,78 (Channel separation = 1MHz)

The Hong Kong Standards and Testing Centre Limited

10 Dai Wang Street, Taipo Industrial Estate, Tai Po, N.T., Hong Kong

Tel: +852 2666 1888 Fax: +852 2664 4353 Email: hkstc@stc.group Website: www.stc.group

This report shall not be reproduced unless with prior written approval from The Hong Kong Standards and Testing Centre Limited.

For Conditions of Issuance of this test report, please refer to "Conditions of Issuance of Test Reports" section or Website.



Test Report

Date : 2023-07-28
No. : HMD23010013

Page 77 of 79

3.1.10 Pseudorandom Hopping Algorithm

Ambient Temperature: 25°C

Relative Humidity: 51%

Atmospheric Pressure: 101 kPa

Requirements:

The channel frequencies shall be selected from a pseudorandom ordered list of hopping frequencies. Each frequency must be used equally by the transmitter.

EUT Pseudorandom Hopping Algorithm

The EUT is a Bluetooth device, the Pseudo-random hopping pattern; hopping characteristics and algorithm are based on the Bluetooth specification.

The Hong Kong Standards and Testing Centre Limited

10 Dai Wang Street, Taipo Industrial Estate, Tai Po, N.T., Hong Kong

Tel: +852 2666 1888 Fax: +852 2664 4353 Email: hkstc@stc.group Website: www.stc.group

This report shall not be reproduced unless with prior written approval from The Hong Kong Standards and Testing Centre Limited.

For Conditions of Issuance of this test report, please refer to "Conditions of Issuance of Test Reports" section or Website.



Test Report

Date : 2023-07-28
No. : HMD23010013

Page 78 of 79

3.1.11 Antenna Requirement

Ambient Temperature: 25°C

Relative Humidity: 51%

Atmospheric Pressure: 101 kPa

Test Requirements: § 15.203

Test Specification:

An intentional radiator shall be designed to ensure that no antenna other than that furnished by the responsible party shall be used with the device. The use of a permanently attached antenna or of an antenna that uses a unique coupling to the intentional radiator shall be considered sufficient to comply with the provisions of this section. The manufacturer may design the unit so that a broken antenna can be replaced by the user, but the use of a standard antenna jack or electrical connector is prohibited.

Test Results:

This is Linear antenna. There is no external antenna, the antenna gain = 2.0 dBi. User is unable to remove or changed the Antenna.

The Hong Kong Standards and Testing Centre Limited

10 Dai Wang Street, Taipo Industrial Estate, Tai Po, N.T., Hong Kong

Tel: +852 2666 1888 Fax: +852 2664 4353 Email: hkstc@stc.group Website: www.stc.group

This report shall not be reproduced unless with prior written approval from The Hong Kong Standards and Testing Centre Limited.

For Conditions of Issuance of this test report, please refer to "Conditions of Issuance of Test Reports" section or Website.



Test Report

Date : 2023-07-28
No. : HMD23010013

Page 79 of 79

Appendix A

List of Measurement Equipment

Radiated Emission

EQP NO.	DESCRIPTION	MANUFACTURER	MODEL NO.	SERIAL NO.	LAST CAL	DUE CAL
EM215	MULTIDEVICE CONTROLLER	EMCO	2090	00024676	N/A	N/A
EM217	ELECTRIC POWERED TURNTABLE	EMCO	2088	00029144	N/A	N/A
EM218	ANECHOIC CHAMBER	ETS-LINDGREN	FACT-3	--	2019/04/16	2024/04/16
EM356	ANTENNA POSITIONING TOWER	ETS-LINDGREN	2171B	00150346	N/A	N/A
EM293	SPECTRUM ANALYZER	AGILENT TECHNOLOGIES	N9020A	MY50510152	2022/11/25	2024/11/25
EM299	BROADBAND HORN ANTENNA	ETS-LINDGREN	3115	00114120	2022/11/24	2024/11/24
EM300	PYRAMIDAL STANDARD GAIN HORN ANTENNA	ETS-LINDGREN	3160-09	00130130	2022/11/25	2024/11/25
EM301	PYRAMIDAL STANDARD GAIN HORN ANTENNA	ETS-LINDGREN	3160-10	00130988	2022/11/25	2024/11/25
EM353	LOOP ANTENNA	ETS_LINDGREN	6502	00206533	2022/06/10	2024/09/10
EM355	Biconilog Antenna	ETS-Lindgren	3143B	00094856	2022/06/17	2024/09/17
EM200	DUAL CHANNEL POWER METER	R & S	NRVD	100592	2022/10/11	2025/10/11
EM012	PRE-AMPLIFIER	HP	HP8448B	3008A00262	2022/11/08	2025/11/08
EM215	MULTIDEVICE CONTROLLER	EMCO	2090	00024676	N/A	N/A

Line Conducted

EQP NO.	DESCRIPTION	MANUFACTURER	MODEL NO.	SERIAL NO.	LAST CAL	DUE CAL
EM232	LISN	SCHAFFNER	NNB41	04/100082	2022/07/20	2023/07/20
EM181	EMI TEST RECEIVER	ROHDE & SCHWARZ	ESIB7	100072	2022/05/22	2023/05/22
EM179	PULSE LIMITER	ROHDE & SCHWARZ	ESH3-Z2	357.8810.52/54	2021/03/17	2023/03/17
EM154	SHIELDING ROOM	SIEMENS MATSUSHITA COMPONENTS	N/A	803-740-057-99A	2022/02/02	2027/02/02
N/A	MEASUREMENT AND EVALUATION SOFTWARE	ROHDE & SCHWARZ	BSIB-K1	V1.20	N/A	N/A

Remarks:-

CM CORRECTIVE MAINTENANCE
N/A NOT APPLICABLE
TBD TO BE DETERMINED

***** End of Test Report *****

Conditions of Issuance of Test Reports

1. All samples and goods are accepted by The Hong Kong Standards & Testing Centre Limited (the “Company”) solely for testing and reporting in accordance with the following terms and conditions. The Company provides its services on the basis that such terms and conditions constitute express agreement between the Company and any person, firm or company requesting its services (the “Clients”).
2. Any report issued by the Company as a result of this application for testing service (the “Report”) shall be issued in confidence to the Clients and the Report will be strictly treated as such by the Company. It may not be reproduced either in its entirety or in part and it may not be used for advertising or other unauthorized purposes without the written consent of the Company. The Clients to whom the Report is issued may, however, show or send it, or a certified copy thereof prepared by the Company to his customer, supplier or other persons directly concerned. Subject to clause 3, the Company will not, without the consent of the Clients, enter into any discussion or correspondence with any third party concerning the contents of the Report, unless required by the relevant governmental authorities, laws or court orders.
3. The Company shall be at liberty to disclose the testing-related documents and/or files anytime to any third-party accreditation and/or recognition bodies for audit or other related purposes. No liabilities whatsoever shall attach to the Company's act of disclosure.
4. The Company shall not be called or be liable to be called to give evidence or testimony on the Report in a court of law without its prior written consent, unless required by the relevant governmental authorities, laws or court orders.
5. The results in Report apply only to the sample as received and do not apply to the bulk, unless the sampling has been carried out by the Company and is stated as such in the Report.
6. When a statement of conformity to a specification or standard is provided, the ILAC-G8 Guidance document (and/or IEC Guide 115 in the electrotechnical sector) will be adopted as a decision rule for the determination of conformity unless it is inherent in the requested specification or standard, or otherwise specified in the Report.
7. In the event of the improper use the report as determined by the Company, the Company reserves the right to withdraw it, and to adopt any other additional remedies which may be appropriate.
8. Sample submitted for testing are accepted on the understanding that the Report issued cannot form the basis of, or be the instrument for, any legal action against the Company.
9. The Company will not be liable for or accept responsibility for any loss or damage howsoever arising from the use of information contained in any of its Reports or in any communication whatsoever about its said tests or investigations.
10. Clients wishing to use the Report in court proceedings or arbitration shall inform the Company to that effect prior to submitting the sample for testing.
11. Subject to the variable length of retention time for test data and report stored hereinto as to otherwise specifically required by individual accreditation authorities, the Company will only keep the supporting test data and information of this test report for a period of three years. The data and information will be disposed of after the aforementioned retention period has elapsed. Under no circumstances shall we provide any data and information which has been disposed of after the retention period. Under no circumstances shall we be liable for damages of any kind, including (but not limited to) compensatory damages, lost profits, lost data, or any form of special, incidental, indirect, consequential or punitive damages of any kind, whether based on breach of contract of warranty, tort (including negligence), product liability or otherwise, even if we are informed in advance of the possibility of such damages.
12. Issuance records of the Report are available on the internet at www.stc.group. Further enquiry of validity or verification of the Reports should be addressed to the Company.