


## **SETUP PHOTOGRAPHS**


This document contains 8 photographs

**Photograph No.1**

**Setup for spurious emission field strength measurements in the anechoic chamber below 30 MHz**




**Photograph No.2**  
**Setup for spurious emission field strength measurements in the anechoic chamber**  
**in 30 – 1000 MHz range**



**Photograph No.3**

**Setup for spurious emission field strength measurements in the anechoic chamber above 1000 MHz**



**Photograph No.4**  
**Setup for carrier, spurious emission field strength measurements in the anechoic chamber in 1-18 GHz range**



**Photograph No.5**

**Setup for spurious emission field strength measurements in the anechoic chamber in 18 -25 GHz range**



**Photograph No.6**  
**Setup for spurious emission measurements in the anechoic chamber, EUT close view**



**Photograph No.7**  
**Setup for conducted emission measurements on AC power lines**





**Photograph No.8**  
**Setup for conducted emission measurements on AC power lines**

