

Multi Presenter

Thank you for purchasing Multi-Presenter. You who chose Multi-Presenter which is high-tech projector are the master who will open new mecca for presentation. Multi-Presenter provides various functions in addition to wireless mouse offering optimal environment to make more efficient presentation.

- System Requirement

Hardware

- . PC with Intel Pentium or equivalent Processor.
- . USB Interface

Operation System

- . Windows 2000/XP, Vista

- System Configuration

This product contains Transmitter, Receiver, 2 AAA Battery and Strap.

- Specification

1. Transmitter

Interface	Wireless/Radio Frequency
Resolution	Max.400DPI
RF Channel	7^2
Security ID	2^{16}
Power	2 AAA Battery
RF Output	<0dBm
Frequency	2.4 GHz
Operating Distance	Trackball : 15m
	Button Operation : 50m
Power Consumption	Operating Mode < 30mA
	Standby Mode < 2~5mA
	Power Saving Mode < 1 μ A
Weight (except Battery)	50g
Dimension(LxWxH)	115x40x23 mm

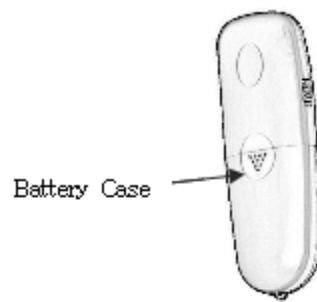
2. Receiver

Interface	USB
Power Consumption	<45 mA
Weight	20g
Dimension(LxWxH)	50x15x7 mm

How to Use

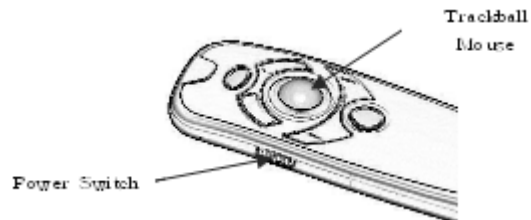
1. To Insert Battery

Please open the cover of battery holder in the rear of transmitter, and insert two 1.5[V] batteries included to the direction marked in the case.

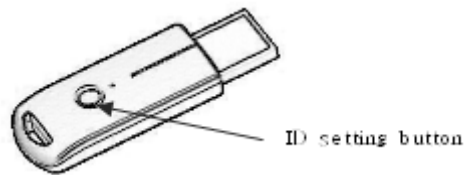


2. Connection with Computer(Factory Setting)

- a. Make the Receiver recognized by the Computer, and press ID setting button.
- b. Make the "Power Switch" at the side of Transmitter to "ON".
- c. Press PgUp Button and PgDn Button at the same time.
- d. Make the "Power Switch" to "OFF".



- d. At the distance of 10cm from Receiver, make power of Transmitter to "ON" and click the Ball and turn.



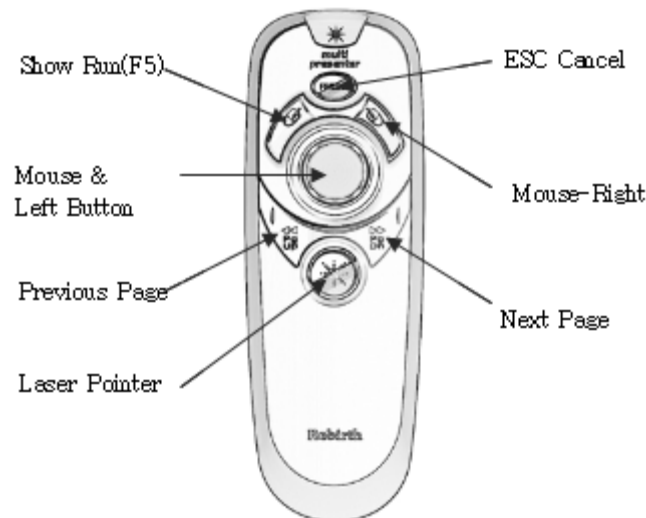
- e . If the LED at the upper of Receiver flickers, it is recognized normally.

Now, you are ready to use Multi-Presenter. Please enjoy the effective presentation at the optimal environment provided by Multi-Presenter.


Name and Function of Each Part

Multi-Presenter performs both of Presentation and Mouse function. If you want to use it as Mouse, you just press the ball at the desired cursor location turning the trackball to make click.

I. Multi-Presenter



- (1) F5 Button : It is used to start the slide show of Power Point.
- (2) PgUp : It moves to previous page.
- (3) PgDn : It moves to next page.
- (4) Trackball : It is used to move the cursor of computer.
- (5) Left Button of Mouse : If you press the trackball, it works the same function as left button of general mouse.
- (5) Right Button of Mouse : It works same function as right button of general mouse.
- (6) ESC Button : It works as ESC key of general keyboard.
- (7) Laser Pointer : You can indicate desired position on the screen using laser pointer.

 **Caution :** Do not aim the laser pointer to human eye or do not stater the laser beam directly. When you make exposure to laser beam for a long time, it may give you critical damage to your eye sight.

FAQ

Q) Product doesn't work.


- Please check if the batteries are placed properly. Batteries should be inserted in same direction as printed inside the battery holder.
- Please check if the power is "ON".
- Please check if USB connector of Receiver is connected firmly to USB port of computer.
- Please check if you made ID setting for the communication connection between receiving and transmitting. If ID setting was not made, please refer to "Connection with Computer" in "How to Use" in the Manual.
- If the function of your desired mode doesn't work, check if your desired mode was selected in mode selection button which is upper right.

Q) Beam of Laser Pointer is Weak.


- It is caused by the run out batteries. Please recharge the batteries or replace them with new ones.

Q) Operating Distance of Receiver is too Short.

- It may be caused by the run out batteries. Please recharge the batteries or replace them with new ones.
- It may be caused by the conflict between RF communication and other wireless equipments. Please turn off all the wireless equipments and base unit adjacent to Receiver and operate it.
- Please keep distance between Receiver and other wireless equipment which may cause conflict with RF communication. Please use extended USB cable if necessary.

 This product has Emission Noise Certification and Laser Safety Approval.(Class II Laser Products)

Do not aim the laser pointer to human eye or do not stare the laser beam directly. When you make exposure to laser beam for a long time, it may give you critical damage to your eye sight. Momentary exposure to laser pointer causes temporary blindness like camera flashing. This state is temporary, however, it will be very dangerous if you need to have clear vision for important activities like driving.

 Trademarks

Multi-Presenter and reBirth logo is a trademark of Reverse Corporation and copyright of Multi-Presenter Software is owned by Reverse Corporation. Illegal duplication or unauthorized use of program will result in less than 3 years of prisonment or penalty of less than \50million won according to the protection law of computer program Article No.46. Other trademarks are owned by the relevant owner.

Product Warranty

Product Name : Multi-Presenter

Warranty Period : 1year

Purchasing Date : 20 . .

Name of Store :

Warranty Policy

1. If the product has a defect under user's normal condition, our company or its agents will repair the product free of charge during the warranty period.

2. Even within the warranty period, repair will be given with charge for the following cases.

Ⓒ Defects caused by mishandling of the product.

Ⓒ Defects caused by the natural disaster such as fire, flood etc.

Ⓒ Defects caused by the alteration of inside structure or circuit as one likes.

Ⓒ In the case that parts life ended.

3. This warranty card is effective in Korea only.

Contact for Service : Our Company or Store you purchased.

Store You Purchased:	Company:  광주광역시 동구 서석동 375 조선대 항암보육관 411 TEL. 062-233-8890 / FAX. 062-233-8891 www.rebirth21.co.kr 5011-759
----------------------	--



Multi Presenter

USER'S Guide

This is the product developed and patent registered for the first time in Korea, and it is innovative product to make best effect to the multimedia lecture and ICT application classes for the elementary, middle, high school and university.

It is very convenient for the users by using the mouse holding in their hands not using only in the table. Also, when you make a presentation using Power Point, you can become a best presenter through the use of this product which has mouse and presentation functions.

WARNING STATEMENT

"The device has been evaluated to meet general RF exposure requirement. The device can be used in portable exposure condition without restriction."

"Changes or modifications not expressly approved by the party responsible for compliance could void the user's authority to operate the equipment."

"NOTE: This equipment has been tested and found to comply with the limits for a Class B digital device, pursuant to Part 15 of the FCC Rules. These limits are designed to provide reasonable protection against harmful interference in a residential installation. This equipment generates, uses and can radiate radio frequency energy and, if not installed and used in accordance with the instructions, may cause harmful interference to radio communications. However, there is no guarantee that interference will not occur in a particular installation. If this equipment does cause harmful interference to radio or television reception, which can be determined by turning the equipment off and on, the user is encouraged to try to correct the interference by one or more of the following measures:

- Reorient or relocate the receiving antenna.
- Increase the separation between the equipment and receiver.
- Connect the equipment into an outlet on a circuit different from that to which the receiver is connected.
- Consult the dealer or an experienced radio/TV technician for help."