



FCC 47 CFR PART 15 SUBPART B

TEST REPORT

For

Applicant: Outform Ltd.

**Address: R405, East, Buliding 203,Tai Ran Industrial Zone, Chengongmiao,
Futian, Shenzhen, China**

Product Name: Retail Tablet

**Model Number: UID0352: RETAIL TABLET L, UID0356: RETAIL TABLET XL,
UID0357: RETAIL TABLET XXL, UID0075: ADVERTISING DISPLAY
L, UID0078: ADVERTISING DISPLAY XL, UID0081: ADVERTISING
DISPLAY XXL, UID0052/56/57/75/78/81-XX(XX is A-Z ,the color and
adaptor type, such as:BU/BE/BK/WU/WE/WK, B is black, W is
white, U is USA, E is Europe, K is UK)**

Brand Name: I-DISPLAY

FCC ID: Y34-UID0357

Report No.: MTE/EAH/E11121700

Date of Issue: Jan. 19 , 2012

Issued by: Most Technology Service Co., Ltd.

**Address: No.5, Langshan 2nd Rd., North Hi-Tech Industrial park, Nanshan,
Shenzhen, Guangdong, China**

Tel: 86-755-8617 0306

Fax: 86-755-8617 0310

The report consists 57 pages in total. It may be duplicated completely for legal use with the approval of the applicant. It should not be reproduced except in full, without the written approval of our laboratory. The client should not use it to claim product endorsement by MOST. The test results in the report only apply to the tested sample. The test report shall be invalid without all the signatures of testing engineers, reviewer and approver.

TABLE OF CONTENTS

1. VERIFICATION OF CONFORMITY	3
2. GENERAL INFORMATION	4
2.1 PRODUCT INFORMATION	4
2.2 OBJECTIVE	5
2.3 TEST STANDARDS AND RESULTS	5
2.4 ENVIRONMENTAL CONDITIONS	5
2.5 MEASUREMENT UNCERTAINTY	5
3. TEST METHODOLOGY	6
3.1 TEST FACILITY	6
3.2 GENERAL TEST PROCEDURES	6
3.3 FCC PART 15.205 RESTRICTED BANDS OF OPERATIONS	7
4. SETUP OF EQUIPMENT UNDER TEST	8
4.1 SETUP CONFIGURATION OF EUT	8
4.2 SUPPORT EQUIPMENT	8
4.3 TEST EQUIPMENT LIST	9
5. 47 CFR PART 15B REQUIREMENTS	10
5.1 GENERAL INFORMATION	10
6. LINE CONDUCTED EMISSION TEST	11
6.1. LIMITS OF LINE CONDUCTED EMISSION TEST	11
6.2. BLOCK DIAGRAM OF TEST SETUP	11
6.3. PRELIMINARY PROCEDURE OF LINE CONDUCTED EMISSION TEST	12
6.4. FINAL PROCEDURE OF LINE CONDUCTED EMISSION TEST	13
6.5. TEST RESULT OF LINE CONDUCTED EMISSION TEST	14
7. RADIATED EMISSION TEST	32
7.1. LIMITS OF RADIATED DISTURBANCES AT 3M DISTANCES FOR CLASS B	32
7.2 TEST DESCRIPTION	33
7.3 TEST RESULT	34
APPENDIX 1	54
PHOTOGRAPHS OF TEST SETUP	54

1. VERIFICATION OF CONFORMITY

Equipment Under Test: Retail Tablet

Brand Name: I-DISPLAY

Model Number: UID0352: RETAIL TABLET L, UID0356: RETAIL TABLET XL,
UID0357: RETAIL TABLET XXL

Series Number: UID0075: ADVERTISING DISPLAY L, UID0078: ADVERTISING DISPLAY XL, UID0081: ADVERTISING DISPLAY XXL,
UID0352/356/357/075/078/081-XX (XX is A-Z, the color and adaptor type, such as: BU/BE/BK/WU/WE/WK, B is black, W is white, U is USA, E is Europe, K is UK)

FCC ID: Y34-UID0357

Applicant: Outform Ltd.
R405, East, Buliding 203, Tai Ran Industrial Zone, Chengongmiao, Futian, Shenzhen, China

Manufacturer: Outform Ltd.
R405, East, Buliding 203, Tai Ran Industrial Zone, Chengongmiao, Futian, Shenzhen, China

Technical Standards: FCC Part 15 B

File Number: MTE/EAH/E11121700

Date of test: Jan. 09-11, 2012


Deviation: None

Condition of Test Sample: Normal

The above equipment was tested by MOST for compliance with the requirements set forth in FCC Part 15 and the Technical Standards mentioned above. This said equipment in the configuration described in this report shows the maximum emission levels emanating from equipment and the level of the immunity endurance of the equipment are within the compliance requirements.


The test results of this report relate only to the tested sample identified in this report.

Prepared by (+ signature):



Dona Liu Jan. 11, 2012

Review by (+ signature):



Elva Wong Jan. 12, 2012

Approved by (+ signature):



Yvette Zhou Jan. 19, 2012



2. GENERAL INFORMATION

2.1 PRODUCT INFORMATION

Description:	Retail Tablet
Model Name:	UID0352: RETAIL TABLET L, UID0356: RETAIL TABLET XL, UID0357: RETAIL TABLET XXL
Series Number:	UID0075: ADVERTISING DISPLAY L, UID0078: ADVERTISING DISPLAY XL, UID0081: ADVERTISING DISPLAY XXL, UID0352/356/357/075/078/081-XX (XX is A-Z, the color and adaptor type, such as: BU/BE/BK/WU/WE/WK, B is black, W is white, U is USA, E is Europe, K is UK)
Model Difference description:	<ol style="list-style-type: none"> The series models are different in model name and size with the same functions. The size of “L” is 15.6 inch. The size of “XL” is 18.5 inch. The size of “XXL” is 21.5 inch.
Frequency Range:	WIFI Mode: 2412MHz – 2462MHz BT Mode: 2402MHz -2480MHz
Number of Channels:	WIFI Mode: IEEE 802.11b/g/nmode: 11 Channels BT Mode: 79(CH Low: 2402MHz, CH Mid: 2441MHz, CH High: 2480MHz)
Modulation Technique:	WIFI Mode: IEEE 802.11b mode: DSSS (1, 2, 5.5 and 11 Mbps) IEEE 802.11g mode: OFDM (6, 9, 12, 18, 24, 36, 48 and 54 Mbps) 802.11n Standard-20 MHz Channel mode: OFDM (6.5, 13, 19.5, 26, 39, 52, 58.5, 65.0Mbps) BT Mode: FHSS(GFSK, Pi/4-DOPSK, 8-DPSK)
Antenna Type:	Internal Fixed
Antenna Gain:	2.0dBi
Power Supply:	DC 12V by AC adapter 100-240V 50/60Hz
Temperature Range:	-20°C ~ +50°C

NOTE:

- Please refer to Appendix 2 for the photographs of the EUT. For a more detailed features description about the EUT, please refer to User's Manual.

2.2 OBJECTIVE

Perform FCC Part 15 Subpart B tests for FCC Marking.

2.3 TEST STANDARDS AND RESULTS

Test items and the results are as bellow:

EMISSION			
Standard	Item	Result	Remarks
FCC 47 CFR Part 15 Subpart B	Conducted	PASS	Meet Class B limit
	Radiated	PASS	Meet Class B limit

Note: 1. The test result judgment is decided by the limit of measurement standard
2. The information of measurement uncertainty is available upon the customer's request.

2.4 ENVIRONMENTAL CONDITIONS

During the measurement the environmental conditions were within the listed ranges:

- Temperature: 15-35°C
- Humidity: 30-60 %
- Atmospheric pressure: 86-106 kPa

2.5 MEASUREMENT UNCERTAINTY

The uncertainty is calculated using the methods suggested in the "Guide to the Expression of Uncertainty in Measurement" (GUM) published by ISO.

- Uncertainty of Conducted Emission, $U_c = \pm 1.8\text{dB}$
- Uncertainty of Radiated Emission, $U_c = \pm 3.2\text{dB}$

3. TEST METHODOLOGY

3.1 TEST FACILITY

Test Site: Most Technology Service Co., Ltd.
Location: No.5, Langshan 2nd Rd, North Hi-Tech Industrial park, Nanshan, Shenzhen, Guangdong, China
Description: There is one 3m semi-anechoic an area test sites and two line conducted labs for final test. The Open Area Test Sites and the Line Conducted labs are constructed and calibrated to meet the FCC requirements in documents ANSI C63.4:2009 and CISPR 16 requirements. The FCC Registration Number is **490827**. The **CNAS** Registration Number is **CNAS L3573**.
Site Filing: The site description is on file with the Federal Communications Commission, 7435 Oakland Mills Road, Columbia, MD 21046.
Instrument Tolerance: All measuring equipment is in accord with ANSI C63.4:2009 and CISPR 16 requirements that meet industry regulatory agency and accreditation agency requirement.
Ground Plane: Two conductive reference ground planes were used during the Line Conducted Emission, one in vertical and the other in horizontal. The dimensions of these ground planes are as below. The vertical ground plane was placed distancing 40 cm to the rear of the wooden test table on where the EUT and the support equipment were placed during test. The horizontal ground plane projected 50 cm beyond the footprint of the EUT system and distanced 80 cm to the wooden test table. For Radiated Emission Test, one horizontal conductive ground plane extended at least 1m beyond the periphery of the EUT and the largest measuring antenna, and covered the entire area between the EUT and the antenna. It has no holes or gaps having longitudinal dimensions larger than one-tenth of a wavelength at the highest frequency of measurement up to 1GHz.

3.2 GENERAL TEST PROCEDURES

Conducted Emissions

The EUT is placed on the turntable, which is 0.8 m above ground plane. According to the requirements in Section 13.1.4.1 of ANSI C63.4:2009, Conducted emissions from the EUT measured in the frequency range between 0.15 MHz and 30MHz using CISPR Quasi-peak and average detector modes.

Radiated Emissions

The EUT is placed on a turn table, which is 0.8 m above ground plane. The turntable shall rotate 360 degrees to determine the position of maximum emission level. EUT is set 3m away from the receiving antenna, which varied from 1m to 4m to find out the highest emission. And also, each emission was to be maximized by changing the polarization of receiving antenna both horizontal and vertical. In order to find out the maximum emissions, exploratory radiated emission measurements were made according to the requirements in Section 13.1.4.1 of ANSI C63.4:2009.

3.3 FCC PART 15.205 RESTRICTED BANDS OF OPERATIONS

- (a) Except as shown in paragraph (d) of this section, only spurious emissions are permitted in any of the frequency bands listed below:

MHz	MHz	MHz	GHz
0.090 - 0.110	16.42 - 16.423	399.9 - 410	4.5 - 5.15
¹ 0.495 - 0.505	16.69475 - 16.69525	608 - 614	5.35 - 5.46
2.1735 - 2.1905	16.80425 - 16.80475	960 - 1240	7.25 - 7.75
4.125 - 4.128	25.5 - 25.67	1300 - 1427	8.025 - 8.5
4.17725 - 4.17775	37.5 - 38.25	1435 - 1626.5	9.0 - 9.2
4.20725 - 4.20775	73 - 74.6	1645.5 - 1646.5	9.3 - 9.5
6.215 - 6.218	74.8 - 75.2	1660 - 1710	10.6 - 12.7
6.26775 - 6.26825	108 - 121.94	1718.8 - 1722.2	13.25 - 13.4
6.31175 - 6.31225	123 - 138	2200 - 2300	14.47 - 14.5
8.291 - 8.294	149.9 - 150.05	2310 - 2390	15.35 - 16.2
8.362 - 8.366	156.52475 - 156.52525	2483.5 - 2500	17.7 - 21.4
8.37625 - 8.38675	156.7 - 156.9	2655 - 2900	22.01 - 23.12
8.41425 - 8.41475	162.0125 - 167.17	3260 - 3267	23.6 - 24.0
12.29 - 12.293	167.72 - 173.2	3332 - 3339	31.2 - 31.8
12.51975 - 12.52025	240 - 285	3345.8 - 3358	36.43 - 36.5
12.57675 - 12.57725	322 - 335.4	3600 - 4400	(²)
13.36 - 13.41			

¹ Until February 1, 1999, this restricted band shall be 0.490-0.510 MHz.

² Above 38.6

- (b) Except as provided in paragraphs (d) and (e), the field strength of emissions appearing within these frequency bands shall not exceed the limits shown in Section 15.209. At frequencies equal to or less than 1000 MHz, compliance with the limits in Section 15.209 shall be demonstrated using measurement instrumentation employing a CISPR quasi-peak detector. Above 1000 MHz, compliance with the emission limits in Section 15.209 shall be demonstrated based on the average value of the measured emissions. The provisions in Section 15.35 apply to these measurements.

4 SETUP OF EQUIPMENT UNDER TEST

4.1 SETUP CONFIGURATION OF EUT

See test photographs attached in Appendix 1 for the actual connections between EUT and support equipment.

4.2 SUPPORT EQUIPMENT

Device Type	Manufacturer	Model Name	Serial No.	Data Cable	Power Cable
PC	DELL	780MT	43ND8A00DC2	---	1.2M Un-shielding
MONITOR	Philips	220EW8FB/93	CJ2A0727038455	1.6M Un-Shielded	1.8M Un-Shielded
Keyboard	Unis	WN10	WN10200807005590	1.6M Un-Shielded	
Mouse	Lenovo	M-UAE96	E-C011-05-3735(B)	1.6M Un-Shielded	
Hard-disk	HITACHI	HTS541680J9S A00	0A28842DA15870P73	---	
Micro SD CARD	Kingston	1G	0907T139090	N/A	

Remark:

All the equipment/cables were placed in the worst-case [-configuration to maximize the emission during the test.

Grounding was established in accordance with the manufacturer's requirements and conditions for the intended use.

4. 3 TEST EQUIPMENT LIST

Instrumentation: The following list contains equipment used at MOST for testing. The equipment conforms to the CISPR 16-1 / ANSI C63.2 Specifications for Electromagnetic Interference and Field Strength Instrumentation from 10 kHz to 1.0 GHz or above.

No.	Equipment	Manufacturer	Model No.	S/N	Calibration due date
1	Test Receiver	Rohde & Schwarz	ESCI	100492	2012/03/14
2	L.I.S.N.	Rohde & Schwarz	ENV216	100093	2012/03/14
3	Coaxial Switch	Anritsu Corp	MP59B	6200283933	2012/03/14
4	Terminator	Hubersuhner	50Ω	No.1	2012/03/14
5	RF Cable	SchwarzBeck	N/A	No.1	2012/03/14
6	Test Receiver	Rohde & Schwarz	ESPI	101202	2012/03/14
7	Bilog Antenna	Sunol	JB3	A121206	2012/03/14
8	Test Antenna - Horn	Schwarzbeck	BBHA 9120C	--	2012/03/14
9	Test Antenna - Bi-Log	Schwarzbeck	VULB 9163	--	2012/03/14
10	Cable	Resenberger	N/A	NO.1	2012/03/14
11	Cable	SchwarzBeck	N/A	NO.2	2012/03/14
12	Cable	SchwarzBeck	N/A	NO.3	2012/03/14
13	DC Power Filter	DuoJi	DL2×30B	N/A	2012/03/14
14	Single Phase Power Line Filter	DuoJi	FNF 202B30	N/A	2012/03/14
15	3 Phase Power Line Filter	DuoJi	FNF 402B30	N/A	2012/03/14
16	Test Receiver	Rohde & Schwarz	ESCI	100492	2012/03/14
17	Absorbing Clamp	Luthi	MDS21	3635	2012/03/14
18	Coaxial Switch	Anritsu Corp	MP59B	6200283933	2012/03/14
19	AC Power Source	Kikusui	AC40MA	LM003232	2012/03/14
20	Test Analyzer	Kikusui	KHA1000	LM003720	2012/03/14
21	Line Impedence Network	Kikusui	LIN40MA-PCR-L	LM002352	2012/03/14
22	ESD Tester	Kikusui	KES4021	LM003537	2012/03/14
23	EMC PRO System	EM Test	UCS-500-M4	V0648102026	2012/03/14
24	Signal Generator	IFR	2032	203002/100	2012/03/14
25	Amplifier	A&R	150W1000	301584	2012/03/14
26	CDN	FCC	FCC-801-M2-25	47	2012/03/14
27	CDN	FCC	FCC-801-M3-25	107	2012/03/14
28	EM Injection Clamp	FCC	F-203I-23mm	403	2012/03/14
29	RF Cable	MIYAZAKI	N/A	No.1/No.2	2012/03/14
30	Universal Radio Communication Tester	ROHDE&SCHWARZ	CMU200	0304789	2012/03/14
31	Telecommunication Antenna	European Antennas	PSA 75301R/170	0304213	2012/03/14

NOTE: Equipments listed above have been calibrated and are in the period of validation.

5. 47 CFR PART 15B REQUIREMENTS

5.1 GENERAL INFORMATION

EUT Test Procedure:

1. Put EUT on the test table.
2. Power on the EUT.
3. Make sure the EUT operates normally during the test.

Mode 1: Idle Mode

The EUT configuration of the emission test was **EUT+ Battery+ Charger**.

Mode 2: TF Playing Mode

During the test, the EUT was playing the SD function continuously.

The EUT configuration of the emission test was **EUT+ Battery + Charger+TF Card**.

Mode 3: Wifi Mode

During the test, the EUT was playing the Wifi function continuously.

The EUT configuration of the emission test was **EUT+ Battery+ Charger**.

Mode 4: Bluetooth Mode

During the test, the EUT was playing the Bluetooth function continuously.

The EUT configuration of the emission test was **EUT+ Battery+ Charger**.

Mode 5: USB Playing Mode

During the test, the EUT was playing the USB function continuously.

The EUT configuration of the emission test was **EUT+ Battery + Charger+USB Flash**.

Mode 6: Running Mode

During the test, the EUT was connected with Load and made the work continuously.

The EUT configuration of the emission test was **EUT+ Charger+Battery+Load(Earphone)**.

Mode 7: HDMI Mode

During the test, the EUT was connected with the LCD via HDMI cable and made the HDMI function continuously.

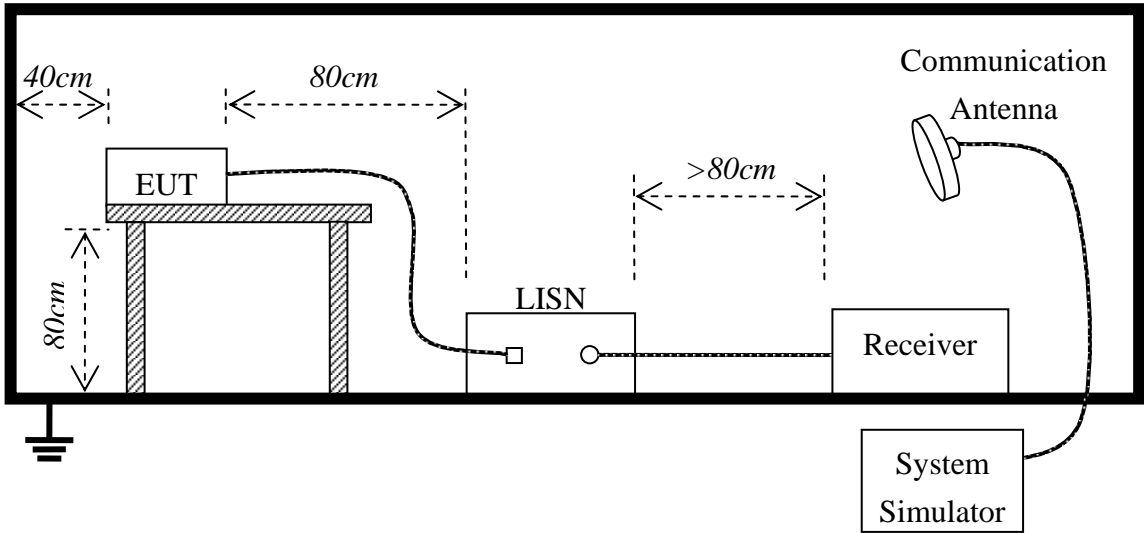
The EUT configuration of the emission test was **EUT+ Charger+Battery+ HDMI Cable+ LCD**.

6. LINE CONDUCTED EMISSION TEST
6.1. LIMITS OF LINE CONDUCTED EMISSION TEST

Frequency	Maximum RF Line Voltage	
	Q.P.(dBuV)	Average(dBuV)
150kHz-500kHz	66-56	56-46
500kHz-5MHz	56	46
5MHz-30MHz	60	50

****Note:** 1. the lower limit shall apply at the transition frequency.
2. The limit decreases linearly with the logarithm of the frequency in the range 0.15 MHz to 0.50 MHz

6.2. BLOCK DIAGRAM OF TEST SETUP



6.3. PRELIMINARY PROCEDURE OF LINE CONDUCTED EMISSION TEST

- 1) The equipment was set up as per the test configuration to simulate typical actual usage per the user's manual. When the EUT is a tabletop system, a wooden table with a height of 0.8 meters is used and is placed on the ground plane as per FCC Part 15 (see Test Facility for the dimensions of the ground plane used). When the EUT is floor-standing equipment, it is placed on the ground plane which has a 3-12 mm non-conductive covering to insulate the EUT from the ground plane.
- 2) Support equipment, if needed, was placed as per FCC Part 15.
- 3) All I/O cables were positioned to simulate typical actual usage as per FCC Part 15.
- 4) The EUT received DC 5V by AC/DC adapter or DC 5V by USB port of the notebook which through a Line Impedance Stabilization Network (LISN) which supplied power source and was grounded to the ground plane.
- 5) All support equipments received power from a second LISN supplying power of AC 120V/60Hz, if any.
- 6) The EUT test program was started. Emissions were measured on each current carrying line of the EUT using a spectrum Analyzer / Receiver connected to the LISN powering the EUT. The LISN has two monitoring points: Line 1 (Hot Side) and Line 2 (Neutral Side). Two scans were taken: one with Line 1 connected to Analyzer / Receiver and Line 2 connected to a 50 ohm load; the second scan had Line 1 connected to a 50 ohm load and Line 2 connected to the Analyzer / Receiver.
- 7) Analyzer / Receiver scanned from 150 kHz to 30 MHz for emissions in each of the test modes.
- 8) During the above scans, the emissions were maximized by cable manipulation.
- 9) The following test mode(s) were scanned during the preliminary test:

Preliminary Conducted Emission Test				
Frequency Range Investigated		150KHz TO 30 MHz		
Mode of operation	Date	Report No.	Data#	Worst Mode
HDMI Mode	2012-01-09/ 2012-01-11	MTE/EAH/E11121700	UID0352_0_(L, N) UID0356_0_(L, N) UID0357_0_(L, N)	<input checked="" type="checkbox"/>
WIFI Mode	2012-01-09/ 2012-01-11	MTE/EAH/E11121700	UID0352_1_(L, N) UID0356_1_(L, N) UID0357_1_(L, N)	<input checked="" type="checkbox"/>
Bluetooth Mode	2012-01-09/ 2012-01-11	MTE/EAH/E11121700	UID0352_2_(L, N) UID0356_2_(L, N) UID0357_2_(L, N)	<input checked="" type="checkbox"/>
Idle Mode	2012-01-09/ 2012-01-11	MTE/EAH/E11121700	UID0352_3_(L, N) UID0356_3_(L, N) UID0357_3_(L, N)	<input type="checkbox"/>
USB Playing Mode	2012-01-09/ 2012-01-11	MTE/EAH/E11121700	UID0352_4_(L, N) UID0356_4_(L, N) UID0357_4_(L, N)	<input type="checkbox"/>
TF Playing Mode	2012-01-09/ 2012-01-11	MTE/EAH/E11121700	UID0352_5_(L, N) UID0356_5_(L, N) UID0357_5_(L, N)	<input type="checkbox"/>
Running Mode	2012-01-09/ 2012-01-11	MTE/EAH/E11121700	UID0352_5_(L, N) UID0356_5_(L, N) UID0357_5_(L, N)	<input type="checkbox"/>

Then, the EUT configuration and cable configuration of the above highest emission level were recorded for reference of final testing.

6.4. FINAL PROCEDURE OF LINE CONDUCTED EMISSION TEST

EUT and support equipment was set up on the test bench as per step 9 of the preliminary test.

A scan was taken on both power lines, Line 1 and Line 2, recording at least the six highest emissions. Emission frequency and amplitude were recorded into a computer in which correction factors were used to calculate the emission level and compare reading to the applicable limit. If EUT emission level was less –20dB to the A.V. limit in Peak mode, then the emission signal was re-checked using Q.P and Average detector.

The test data of the worst case condition(s) was reported on the Summary Data page.

6.5. TEST RESULT OF LINE CONDUCTED EMISSION TEST



Address: No. 5, Langshan 2nd Rd., North Hi-Tech Industrial park
Guangdong, China
Tel: 0755-86170306 Fax: 0755-86170310

Conducted Emission Measurement

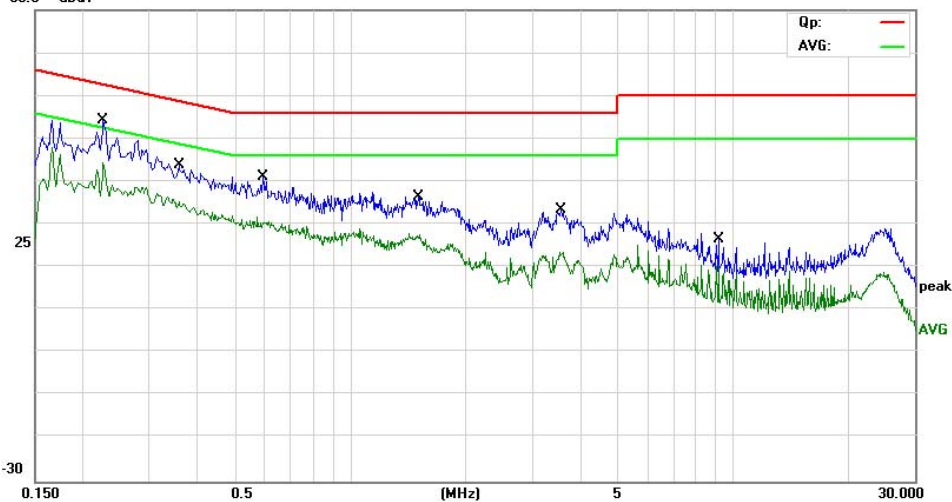
File: UID0352: RETAIL TABLET L

Data: #8

Date: 2012-01-09

Time: 17:32:58

80.0 dBuV



Site: site #1

Phase: **L1**

Temperature: 26

Limit: FCC Part 15 B Class B QP

Power: DC 12V Adapter AC 120V/60Hz

Humidity: 60 %

EUT: Retail Tablet

M/N: UID0352: RETAIL TABLET L

Mode: HDMI Mode

Note:

No.	Mk.	Freq. MHz	Reading Level dBuV	Correct Factor dB	Measure- ment dBuV	Limit dBuV	Over dB	Detector	Comment
1	*	0.2260	43.01	11.83	54.84	62.60	-7.76	QP	
2		0.3580	33.30	10.95	44.25	58.77	-14.52	QP	
3		0.5940	31.59	10.00	41.59	56.00	-14.41	QP	
4		1.5100	27.55	9.49	37.04	56.00	-18.96	QP	
5		3.5780	21.71	10.58	32.29	56.00	-23.71	QP	
6		9.1740	16.90	9.50	26.40	60.00	-33.60	QP	

*:Maximum data x:Over limit l:over margin

Engineer Signature: Rex



Address: No. 5, Langshan 2nd Rd., North Hi-Tech Industrial park
Guangdong, China
Tel: 0755-86170306 Fax: 0755-86170310

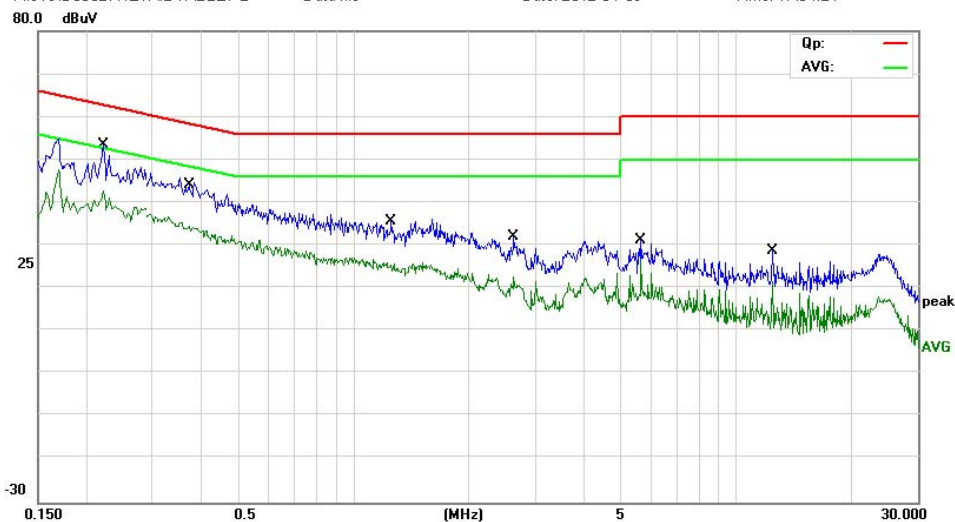
Conducted Emission Measurement

File: UID0352: RETAIL TABLET L

Data: #9

Date: 2012-01-09

Time: 17:34:24



Site site #1

Phase: **N**

Temperature: 26

Limit: FCC Part15 B Class B QP

Power: DC 12V Adapter AC 120V/60Hz

Humidity: 60 %

EUT: Retail Tablet

M/N: UID0352: RETAIL TABLET L

Mode: HDMI Mode

Note:

No.	Mk.	Freq.	Reading Level	Correct Factor	Measure-ment	Limit	Over	Detector	Comment
		MHz	dBuV	dB	dBuV	dBuV	dB		
1	*	0.2220	42.03	11.85	53.88	62.74	-8.86	QP	
2		0.3740	32.79	10.84	43.63	58.41	-14.78	QP	
3		1.2580	26.28	9.74	36.02	56.00	-19.98	QP	
4		2.6460	21.84	9.65	31.49	56.00	-24.51	QP	
5		5.6660	19.66	11.60	31.26	60.00	-28.74	QP	
6		12.4620	18.20	9.00	27.20	60.00	-32.80	QP	

*:Maximum data x:Over limit l:over margin

Engineer Signature: Rex



Address: No. 5, Langshan 2nd Rd., North Hi-Tech Industrial park
Guangdong, China
Tel: 0755-86170306 Fax: 0755-86170310

Conducted Emission Measurement

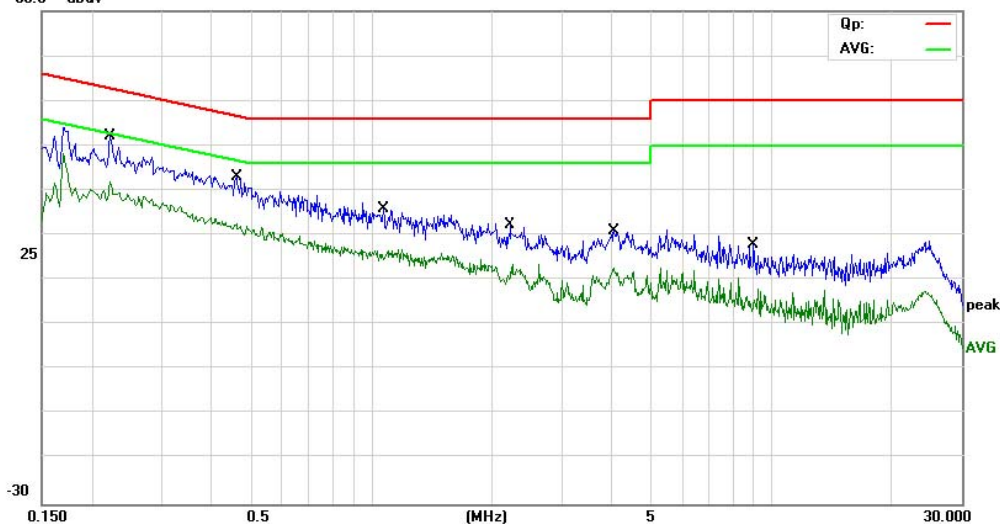
File: UID0352: RETAIL TABLET L

Data: #10

Date: 2012-01-09

Time: 17:35:53

80.0 dBuV



Site site #1

Phase: **N**

Temperature: 26

Limit: FCC Part15 B Class B QP

Power: DC 12V Adapter AC 120V/60Hz

Humidity: 60 %

EUT: Retail Tablet

M/N: UID0352: RETAIL TABLET L

Mode: Bluetooth Mode

Note:

No.	Mk.	Freq. MHz	Reading Level dBuV	Correct Factor dB	Measure- ment dBuV	Limit dBuV	Over dB	Detector	Comment
1	*	0.2220	41.32	11.85	53.17	62.74	-9.57	QP	
2		0.4620	32.24	10.25	42.49	56.66	-14.17	QP	
3		1.0740	26.30	9.93	36.23	56.00	-19.77	QP	
4		2.2300	23.04	9.23	32.27	56.00	-23.73	QP	
5		4.0620	19.95	11.06	31.01	56.00	-24.99	QP	
6		9.0500	17.74	9.57	27.31	60.00	-32.69	QP	

*:Maximum data x:Over limit !:over margin

Engineer Signature: Rex



Address: No. 5, Langshan 2nd Rd., North Hi-Tech Industrial park
Guangdong, China
Tel: 0755-86170306 Fax: 0755-86170310

Conducted Emission Measurement

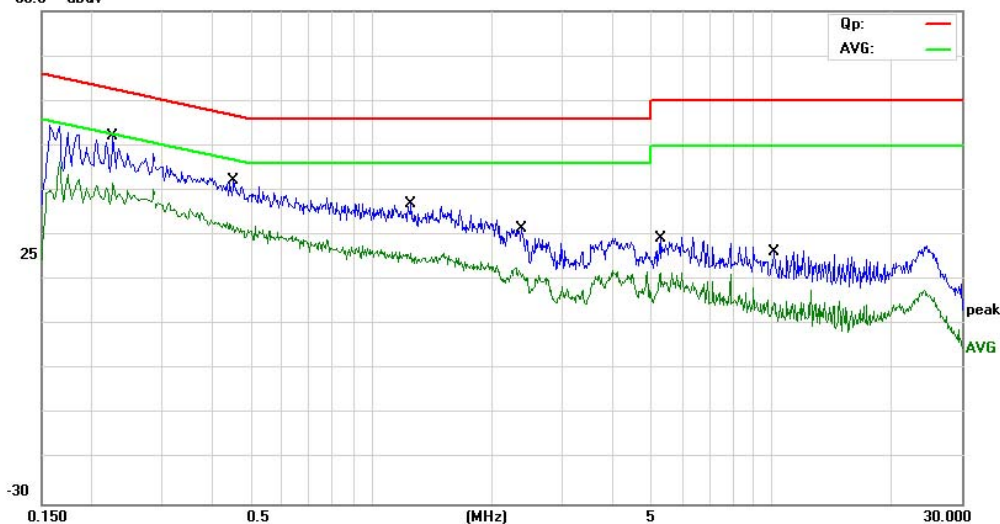
File: UID0352: RETAIL TABLET L

Data: #11

Date: 2012-01-09

Time: 17:36:52

80.0 dBuV



Site site #1

Phase: **L1**

Temperature: 26

Limit: FCC Part15 B Class B QP

Power: DC 12V Adapter AC 120V/60Hz

Humidity: 60 %

EUT: Retail Tablet

M/N: UID0352: RETAIL TABLET L

Mode: Bluetooth Mode

Note:

No.	Mk.	Freq.	Reading Level	Correct Factor	Measurement	Limit	Over	Detector	Comment
		MHz	dBuV	dB	dBuV	dBuV	dB		
1	*	0.2260	40.85	11.83	52.68	62.60	-9.92	QP	
2		0.4540	32.27	10.31	42.58	56.80	-14.22	QP	
3		1.2380	26.67	9.76	36.43	56.00	-19.57	QP	
4		2.3900	22.07	9.39	31.46	56.00	-24.54	QP	
5		5.2820	18.44	11.83	30.27	60.00	-29.73	QP	
6		10.1700	17.30	9.00	26.30	60.00	-33.70	QP	

*:Maximum data x:Over limit !:over margin

Engineer Signature: Rex



Address: No. 5, Langshan 2nd Rd., North Hi-Tech Industrial park
Guangdong, China
Tel: 0755-86170306 Fax: 0755-86170310

Conducted Emission Measurement

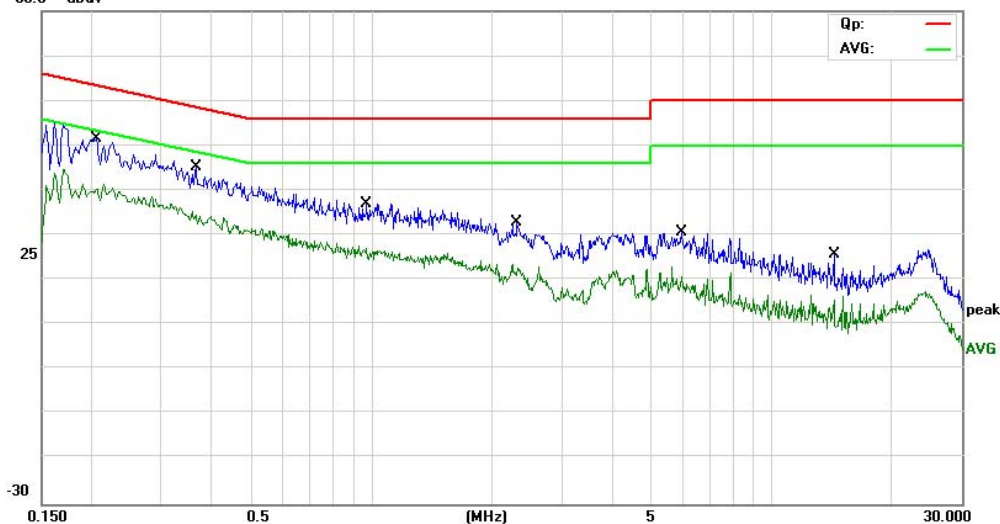
File: UID0352: RETAIL TABLET L

Data: #12

Date: 2012-01-09

Time: 17:37:50

80.0 dBuV



Site site #1

Phase: **L1**

Temperature: 26

Limit: FCC Part15 B Class B QP

Power: DC 12V Adapter AC 120V/60Hz

Humidity: 60 %

EUT: Retail Tablet

M/N: UID0352: RETAIL TABLET L

Mode: WIFI Mode

Note:

No.	Mk.	Freq.	Reading Level	Correct Factor	Measurement	Limit	Over		
		MHz	dBuV	dB	dBuV	dBuV	dB	Detector	Comment
1	*	0.2060	39.97	11.96	51.93	63.37	-11.44	QP	
2		0.3660	34.84	10.89	45.73	58.59	-12.86	QP	
3		0.9740	26.57	10.00	36.57	56.00	-19.43	QP	
4		2.3220	23.50	9.32	32.82	56.00	-23.18	QP	
5		5.9780	18.19	11.41	29.60	60.00	-30.40	QP	
6		14.3180	16.61	9.00	25.61	60.00	-34.39	QP	

*:Maximum data x:Over limit !:over margin

Engineer Signature: Rex



Address: No. 5, Langshan 2nd Rd., North Hi-Tech Industrial park
Guangdong, China
Tel: 0755-86170306 Fax: 0755-86170310

Conducted Emission Measurement

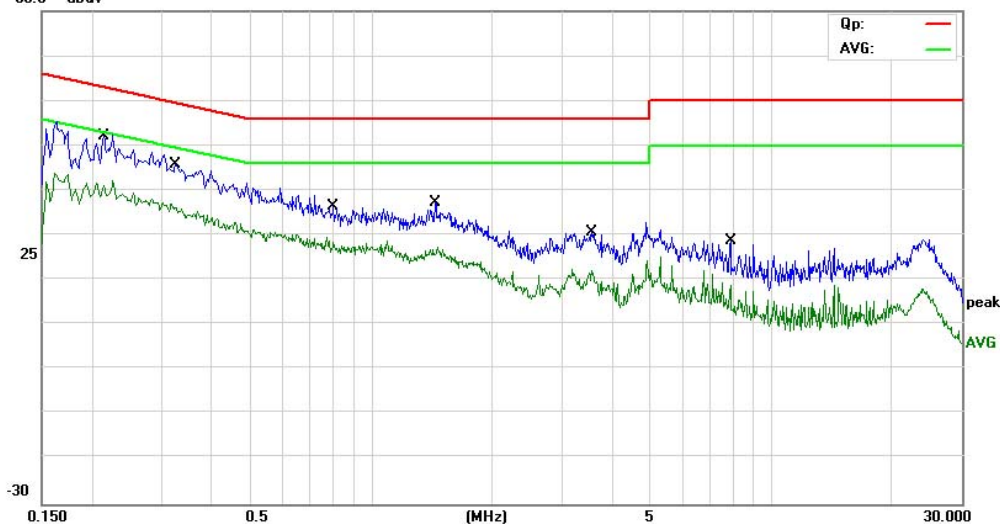
File: UID0352: RETAIL TABLET L

Data: #13

Date: 2012-01-09

Time: 17:38:58

80.0 dBuV



Site site #1

Phase: N

Temperature: 26

Limit: FCC Part15 B Class B QP

Power: DC 12V Adapter AC 120V/60Hz

Humidity: 60 %

EUT: Retail Tablet

M/N: UID0352: RETAIL TABLET L

Mode: WIFI Mode

Note:

No.	Mk.	Freq.	Reading Level	Correct Factor	Measurement	Limit	Over	Detector	Comment
		MHz	dBuV	dB	dBuV	dBuV	dB		
1	*	0.2140	41.16	11.91	53.07	63.05	-9.98	QP	
2		0.3260	33.62	11.16	44.78	59.55	-14.77	QP	
3		0.8060	27.32	10.00	37.32	56.00	-18.68	QP	
4		1.4460	28.26	9.55	37.81	56.00	-18.19	QP	
5		3.5780	19.45	10.58	30.03	56.00	-25.97	QP	
6		7.9140	17.97	10.25	28.22	60.00	-31.78	QP	

*:Maximum data x:Over limit !:over margin

Engineer Signature: Rex



Address: No. 5, Langshan 2nd Rd., North Hi-Tech Industrial park
Guangdong, China
Tel: 0755-86170306 Fax: 0755-86170310

Conducted Emission Measurement

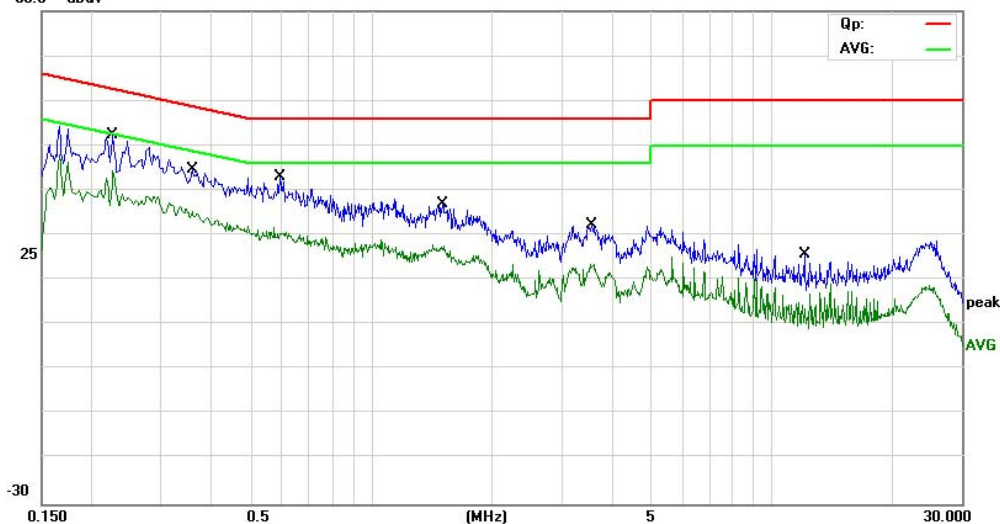
File: UID0356: RETAIL TABLET XL

Data: #8

Date: 2012-01-11

Time: 12:32:58

80.0 dBuV



Site site #1

Phase: **L1**

Temperature: 26

Limit: FCC Part15 B Class B QP

Power: DC 12V Adapter AC 120V/60Hz

Humidity: 60 %

EUT: Retail Tablet

M/N: UID0356: RETAIL TABLET XL

Mode: HDMI Mode

Note:

No.	Mk.	Freq.	Reading Level	Correct Factor	Measurement	Limit	Over	Detector	Comment
		MHz	dBuV	dB	dBuV	dBuV	dB		
1	*	0.2260	40.51	11.83	52.34	62.60	-10.26	QP	
2		0.3580	33.80	10.95	44.75	58.77	-14.02	QP	
3		0.5940	33.09	10.00	43.09	56.00	-12.91	QP	
4		1.5100	27.55	9.49	37.04	56.00	-18.96	QP	
5		3.5780	21.71	10.58	32.29	56.00	-23.71	QP	
6		12.0980	16.63	9.00	25.63	60.00	-34.37	QP	

*:Maximum data x:Over limit !:over margin

Engineer Signature: Rex



Address: No. 5, Langshan 2nd Rd., North Hi-Tech Industrial park
Guangdong, China
Tel: 0755-86170306 Fax: 0755-86170310

Conducted Emission Measurement

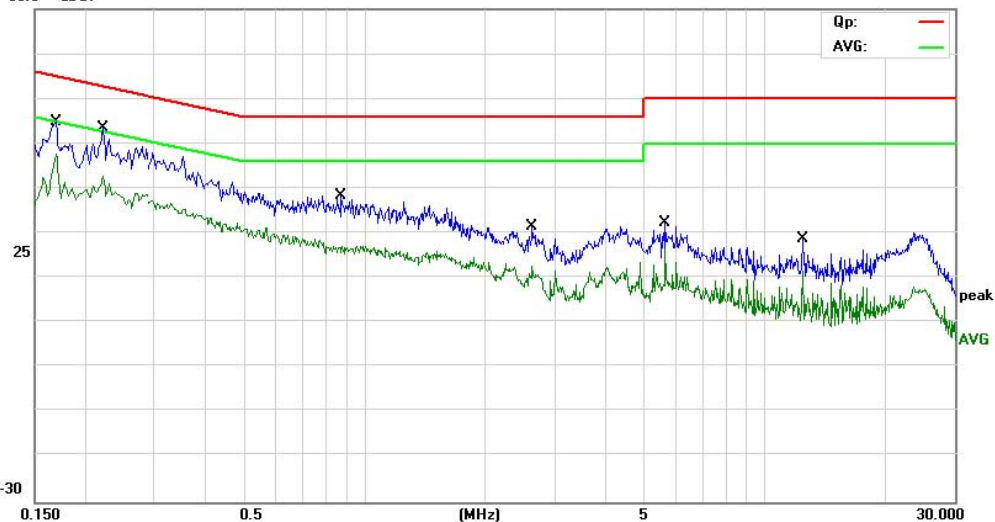
File: UID0356: RETAIL TABLET XL

Data: #9

Date: 2012-01-11

Time: 12:34:24

80.0 dBuV



Site site #1

Phase: **N**

Temperature: 26

Limit: FCC Part15 B Class B QP

Power: DC 12V Adapter AC 120V/60Hz

Humidity: 60 %

EUT: Retail Tablet

M/N: UID0356: RETAIL TABLET XL

Mode: HDMI Mode

Note:

No.	Mk.	Freq. MHz	Reading Level dBuV	Correct Factor dB	Measure- ment dBuV	Limit dBuV	Over dB	Detector	Comment
1		0.1700	44.60	10.20	54.80	64.96	-10.16	QP	
2	*	0.2220	41.53	11.85	53.38	62.74	-9.36	QP	
3		0.8780	28.35	10.00	38.35	56.00	-17.65	QP	
4		2.6460	21.84	9.65	31.49	56.00	-24.51	QP	
5		5.6660	20.66	11.60	32.26	60.00	-27.74	QP	
6		12.4620	19.70	9.00	28.70	60.00	-31.30	QP	

*:Maximum data x:Over limit !:over margin

Engineer Signature: Rex



Address: No. 5, Langshan 2nd Rd., North Hi-Tech Industrial park
Guangdong, China
Tel: 0755-86170306 Fax: 0755-86170310

Conducted Emission Measurement

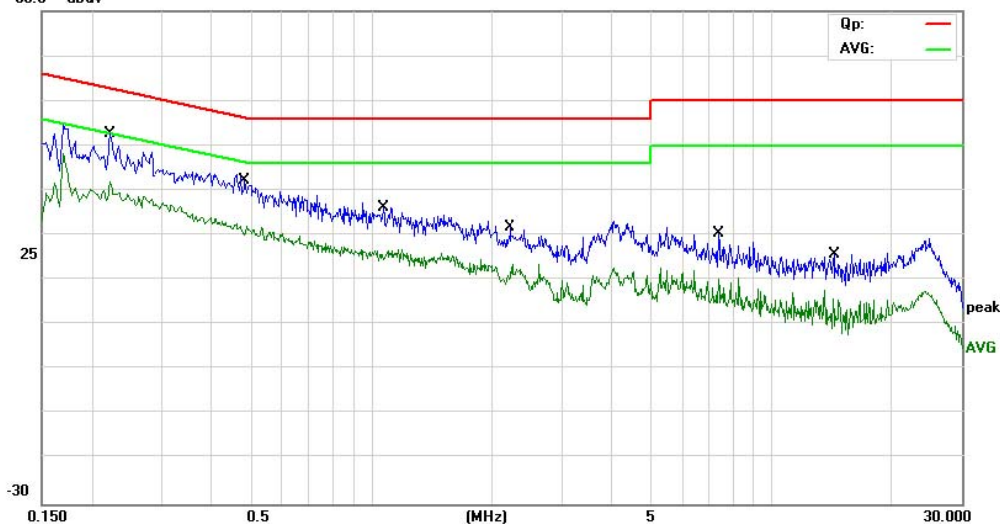
File: UID0356: RETAIL TABLET XL

Data: #10

Date: 2012-01-11

Time: 12:35:53

80.0 dBuV



Site site #1

Phase: **N**

Temperature: 26

Limit: FCC Part15 B Class B QP

Power: DC 12V Adapter AC 120V/60Hz

Humidity: 60 %

EUT: Retail Tablet

M/N: UID0356: RETAIL TABLET XL

Mode: Bluetooth Mode

Note:

No.	Mk.	Freq.	Reading Level	Correct Factor	Measurement	Limit	Over	Detector	Comment
		MHz	dBuV	dB	dBuV	dBuV	dB		
1	*	0.2220	40.82	11.85	52.67	62.74	-10.07	QP	
2		0.4860	32.12	10.09	42.21	56.24	-14.03	QP	
3		1.0740	26.30	9.93	36.23	56.00	-19.77	QP	
4		2.2300	22.54	9.23	31.77	56.00	-24.23	QP	
5		7.4060	19.74	10.56	30.30	60.00	-29.70	QP	
6		14.3380	16.69	9.00	25.69	60.00	-34.31	QP	

*:Maximum data x:Over limit !:over margin

Engineer Signature: Rex



Address: No. 5, Langshan 2nd Rd., North Hi-Tech Industrial park
Guangdong, China
Tel: 0755-86170306 Fax: 0755-86170310

Conducted Emission Measurement

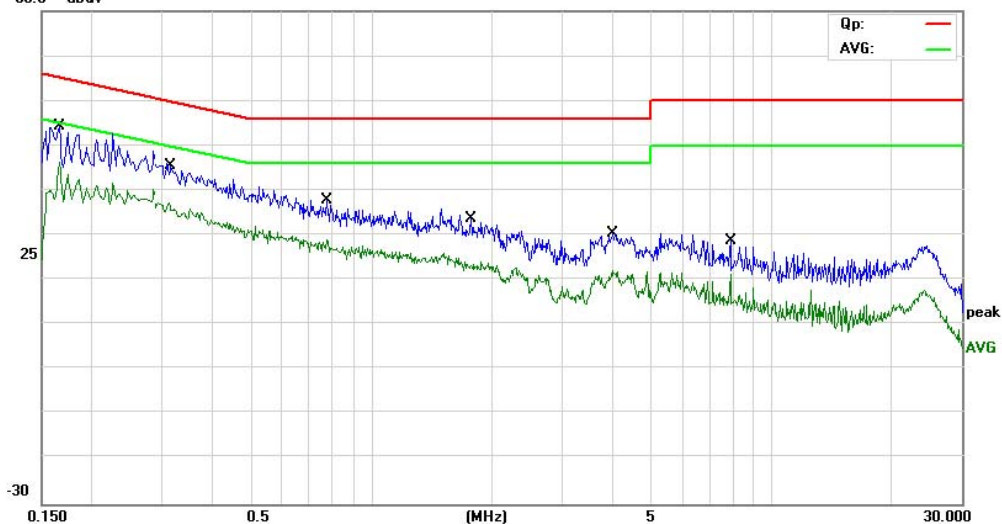
File: UID0356: RETAIL TABLET XL

Data: #11

Date: 2012-01-11

Time: 12:36:52

80.0 dBuV



Site site #1

Phase: **L1**

Temperature: 26

Limit: FCC Part15 B Class B QP

Power: DC 12V Adapter AC 120V/60Hz

Humidity: 60 %

EUT: Retail Tablet

M/N: UID0356: RETAIL TABLET XL

Mode: Bluetooth Mode

Note:

No.	Mk.	Freq.	Reading Level	Correct Factor	Measurement	Limit	Over	Detector	Comment
		MHz	dBuV	dB	dBuV	dBuV	dB		
1	*	0.1660	44.25	9.96	54.21	65.16	-10.95	QP	
2		0.3180	34.17	11.21	45.38	59.76	-14.38	QP	
3		0.7780	27.88	10.00	37.88	56.00	-18.12	QP	
4		1.7780	24.31	9.22	33.53	56.00	-22.47	QP	
5		4.0380	19.34	11.04	30.38	56.00	-25.62	QP	
6		7.9140	18.54	10.25	28.79	60.00	-31.21	QP	

*:Maximum data x:Over limit !:over margin

Engineer Signature: Rex



Address: No. 5, Langshan 2nd Rd., North Hi-Tech Industrial park
Guangdong, China
Tel: 0755-86170306 Fax: 0755-86170310

Conducted Emission Measurement

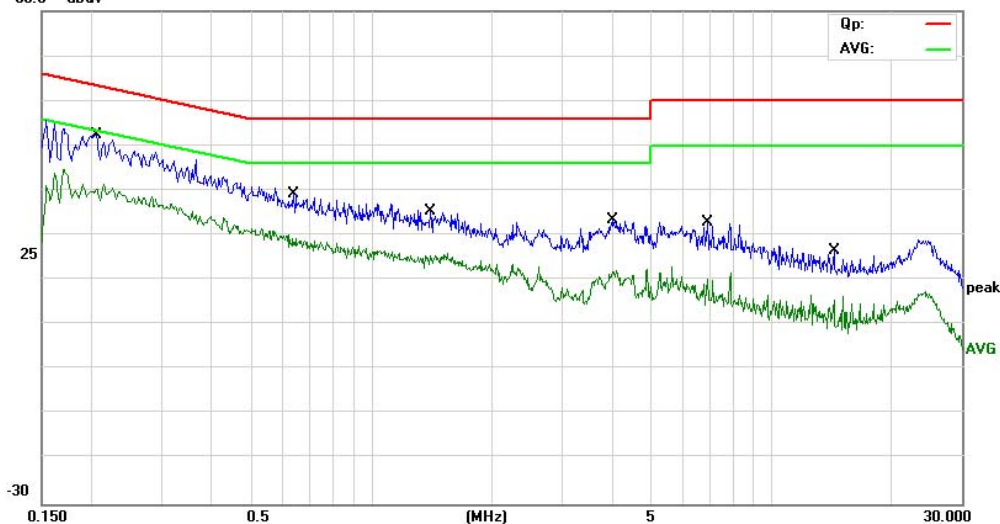
File: UID0356: RETAIL TABLET XL

Data: #12

Date: 2012-01-11

Time: 12:37:50

80.0 dBuV



Site site #1

Phase: **L1**

Temperature: 26

Limit: FCC Part15 B Class B QP

Power: DC 12V Adapter AC 120V/60Hz

Humidity: 60 %

EUT: Retail Tablet

M/N: UID0356: RETAIL TABLET XL

Mode: WIFI Mode

Note:

No.	Mk.	Freq.	Reading Level	Correct Factor	Measurement	Limit	Over	Detector	Comment
		MHz	dBuV	dB	dBuV	dBuV	dB		
1	*	0.2060	40.47	11.96	52.43	63.37	-10.94	QP	
2		0.6420	29.12	10.00	39.12	56.00	-16.88	QP	
3		1.4100	25.62	9.59	35.21	56.00	-20.79	QP	
4		4.0460	22.39	11.05	33.44	56.00	-22.56	QP	
5		6.9300	21.97	10.84	32.81	60.00	-27.19	QP	
6		14.3180	17.61	9.00	26.61	60.00	-33.39	QP	

*:Maximum data x:Over limit !:over margin

Engineer Signature: Rex



Address: No. 5, Langshan 2nd Rd., North Hi-Tech Industrial park
Guangdong, China
Tel: 0755-86170306 Fax: 0755-86170310

Conducted Emission Measurement

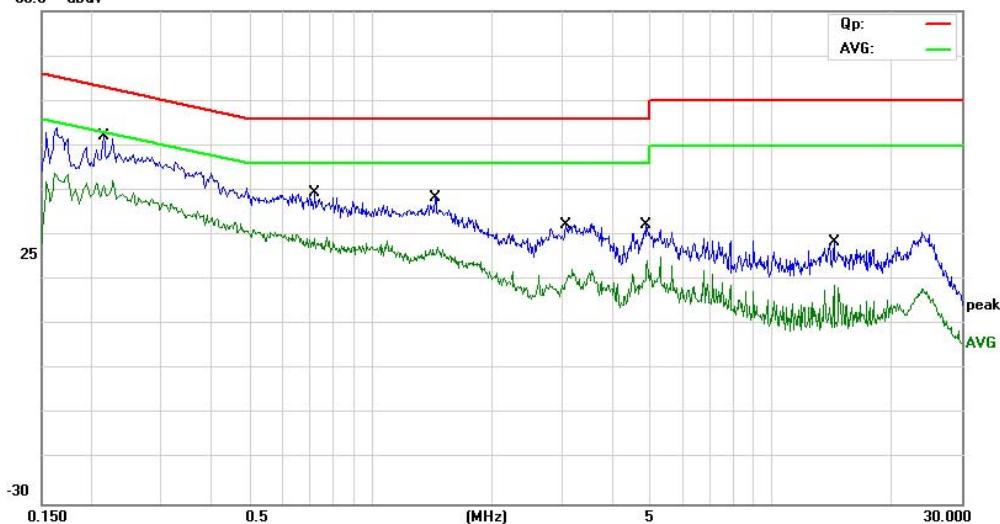
File: UID0356: RETAIL TABLET XL

Data: #13

Date: 2012-01-11

Time: 12:38:58

80.0 dBuV



Site site #1

Phase: **N**

Temperature: 26

Limit: FCC Part15 B Class B QP

Power: DC 12V Adapter AC 120V/60Hz

Humidity: 60 %

EUT: Retail Tablet

M/N: UID0356: RETAIL TABLET XL

Mode: WIFI Mode

Note:

No.	Mk.	Freq. MHz	Reading Level dBuV	Correct Factor dB	Measure- ment dBuV	Limit dBuV	Over dB	Detector	Comment
1	*	0.2140	40.16	11.91	52.07	63.05	-10.98	QP	
2		0.7260	29.34	10.00	39.34	56.00	-16.66	QP	
3		1.4460	28.76	9.55	38.31	56.00	-17.69	QP	
4		3.0900	22.28	10.09	32.37	56.00	-23.63	QP	
5		4.8940	20.34	11.89	32.23	56.00	-23.77	QP	
6		14.3260	19.50	9.00	28.50	60.00	-31.50	QP	

*:Maximum data x:Over limit !:over margin

Engineer Signature: Rex



Address: No. 5, Langshan 2nd Rd., North Hi-Tech Industrial park
Guangdong, China
Tel: 0755-86170306 Fax: 0755-86170310

Conducted Emission Measurement

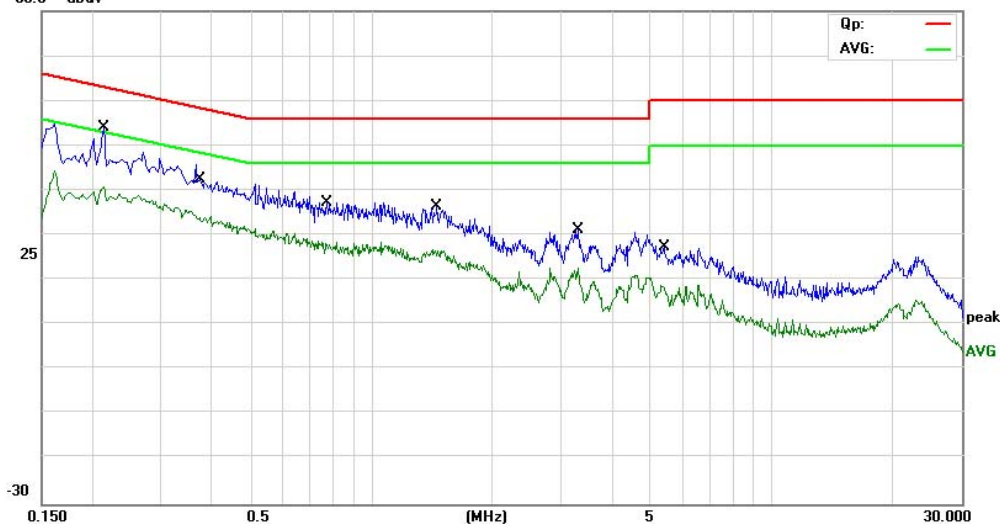
File: UID0357: RETAIL TABLET XXL

Data: #1

Date: 2012-01-11

Time: 5:59:26

80.0 dBuV



Site site #1

Phase: **N**

Temperature: 26

Limit: FCC Part15 B Class B QP

Power: DC 12V Adapter AC 120V/60Hz

Humidity: 60 %

EUT: Retail Tablet

M/N: UID0357: RETAIL TABLET XXL

Mode: HDMI Mode

Note:

No.	Mk.	Freq. MHz	Reading Level dBuV	Correct Factor dB	Measure- ment dBuV	Limit dBuV	Over dB	Detector	Comment
1	*	0.2140	42.08	11.91	53.99	63.05	-9.06	QP	
2		0.3750	31.39	10.83	42.22	58.39	-16.17	QP	
3		0.7780	27.36	10.00	37.36	56.00	-18.64	QP	
4		1.4580	26.82	9.54	36.36	56.00	-19.64	QP	
5		3.2980	20.83	10.30	31.13	56.00	-24.87	QP	
6		5.4100	15.66	11.75	27.41	60.00	-32.59	QP	

*:Maximum data x:Over limit !:over margin

Engineer Signature: Allen



Address: No. 5, Langshan 2nd Rd., North Hi-Tech Industrial park
Guangdong, China
Tel: 0755-86170306 Fax: 0755-86170310

Conducted Emission Measurement

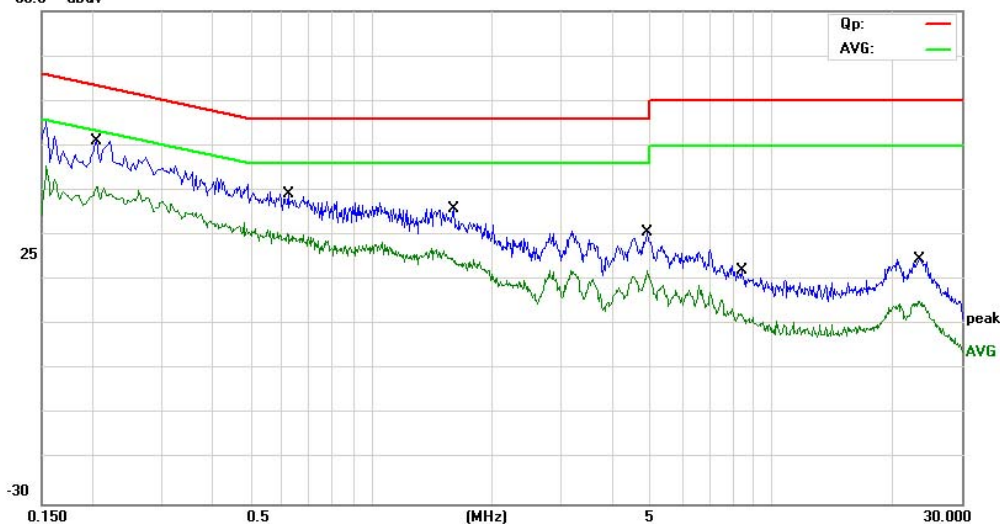
File: UID0357: RETAIL TABLET XXL

Data: #2

Date: 2012-01-11

Time: 6:00:23

80.0 dBuV



Site site #1

Phase: **L1**

Temperature: 26

Limit: FCC Part15 B Class B QP

Power: DC 12V Adapter AC 120V/60Hz

Humidity: 60 %

EUT: Retail Tablet

M/N: UID0357: RETAIL TABLET XXL

Mode: HDMI Mode

Note:

No.	Mk.	Freq.	Reading Level	Correct Factor	Measurement	Limit	Over		
		MHz	dBuV	dB	dBuV	dBuV	dB	Detector	Comment
1	*	0.2060	39.14	11.96	51.10	63.37	-12.27	QP	
2		0.6220	29.09	10.00	39.09	56.00	-16.91	QP	
3		1.6060	26.41	9.39	35.80	56.00	-20.20	QP	
4		4.9180	18.59	11.92	30.51	56.00	-25.49	QP	
5		8.4180	12.30	9.95	22.25	60.00	-37.75	QP	
6		23.5820	15.54	9.00	24.54	60.00	-35.46	QP	

*:Maximum data x:Over limit !:over margin

Engineer Signature: Allen



Address: No. 5, Langshan 2nd Rd., North Hi-Tech Industrial park
Guangdong, China
Tel: 0755-86170306 Fax: 0755-86170310

Conducted Emission Measurement

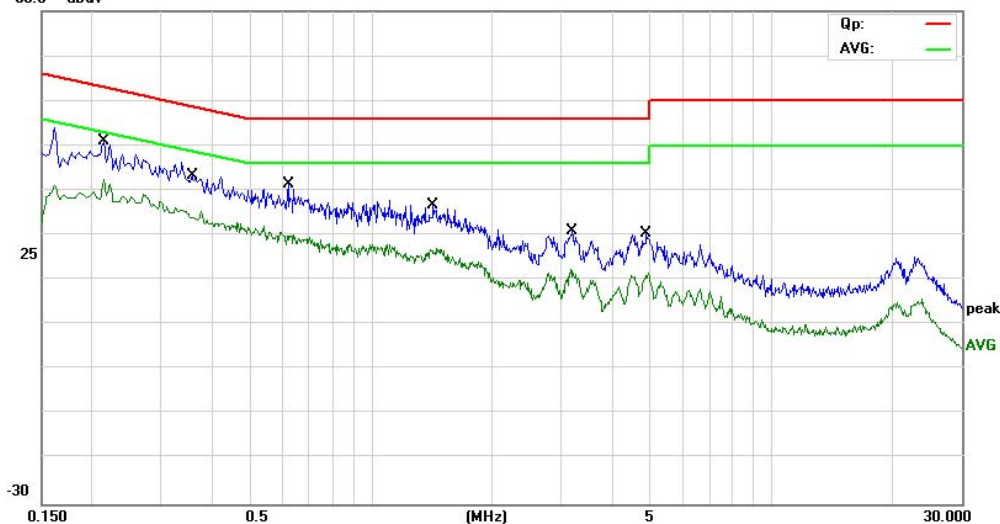
File: UID0357: RETAIL TABLET XXL

Data: #3

Date: 2012-01-11

Time: 6:01:15

80.0 dBuV



Site site #1

Phase: L1

Temperature: 26

Limit: FCC Part15 B Class B QP

Power: DC 12V Adapter AC 120V/60Hz

Humidity: 60 %

EUT: Retail Tablet

M/N: UID0357: RETAIL TABLET XXL

Mode: Bluetooth Mode

Note:

No.	Mk.	Freq. MHz	Reading Level dBuV	Correct Factor dB	Measure- ment dBuV	Limit dBuV	Over dB	Detector	Comment
1	*	0.2140	39.04	11.91	50.95	63.05	-12.10	QP	
2		0.3580	32.37	10.95	43.32	58.77	-15.45	QP	
3		0.6220	31.26	10.00	41.26	56.00	-14.74	QP	
4		1.4260	27.19	9.57	36.76	56.00	-19.24	QP	
5		3.1900	20.65	10.19	30.84	56.00	-25.16	QP	
6		4.8940	18.52	11.89	30.41	56.00	-25.59	QP	

*:Maximum data x:Over limit !:over margin

Engineer Signature: Allen



Address: No. 5, Langshan 2nd Rd., North Hi-Tech Industrial park
Guangdong, China
Tel: 0755-86170306 Fax: 0755-86170310

Conducted Emission Measurement

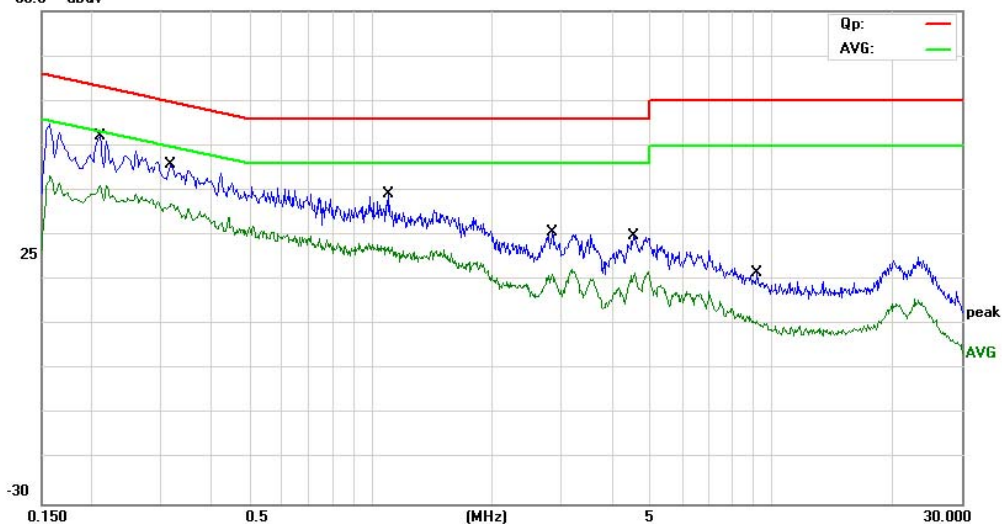
File: UID0357: RETAIL TABLET XXL

Data: #4

Date: 2012-01-11

Time: 6:02:09

80.0 dBuV



Site site #1

Phase: **N**

Temperature: 26

Limit: FCC Part15 B Class B QP

Power: DC 12V Adapter AC 120V/60Hz

Humidity: 60 %

EUT: Retail Tablet

M/N: UID0357: RETAIL TABLET XXL

Mode: Bluetooth Mode

Note:

No.	Mk.	Freq. MHz	Reading Level dBuV	Correct Factor dB	Measure- ment dBuV	Limit dBuV	Over dB	Detector	Comment
1	*	0.2100	40.18	11.93	52.11	63.21	-11.10	QP	
2		0.3183	34.16	11.21	45.37	59.75	-14.38	QP	
3		1.1060	29.16	9.89	39.05	56.00	-16.95	QP	
4		2.8460	20.92	9.85	30.77	56.00	-25.23	QP	
5		4.5380	18.31	11.54	29.85	56.00	-26.15	QP	
6		9.2380	12.19	9.46	21.65	60.00	-38.35	QP	

*:Maximum data x:Over limit !:over margin

Engineer Signature: Allen



Address: No. 5, Langshan 2nd Rd., North Hi-Tech Industrial park
Guangdong, China
Tel: 0755-86170306 Fax: 0755-86170310

Conducted Emission Measurement

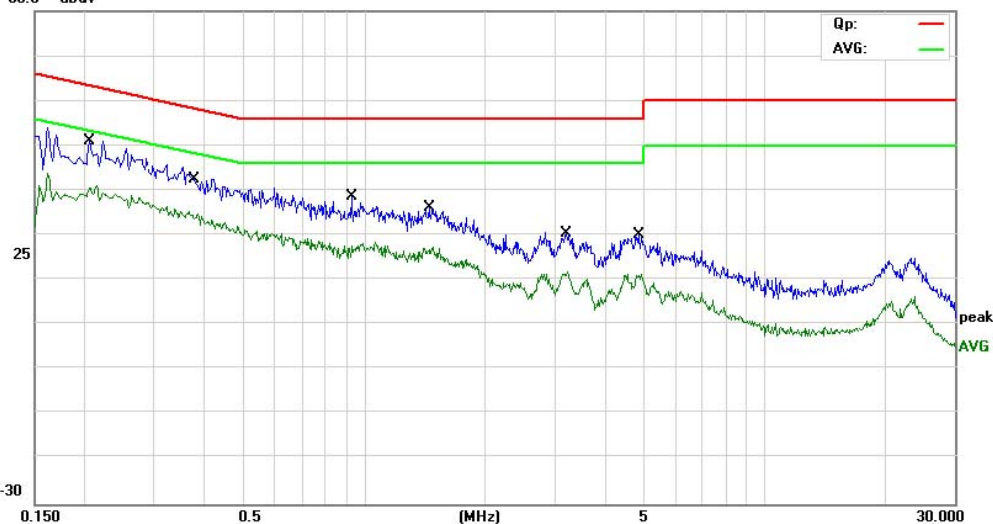
File: UID0357: RETAIL TABLET XXL

Data: #5

Date: 2012-01-11

Time: 6:03:45

80.0 dBuV



Site site #1

Phase: **N**

Temperature: 26

Limit: FCC Part15 B Class B QP

Power: DC 12V Adapter AC 120V/60Hz

Humidity: 60 %

EUT: Retail Tablet

M/N: UID0357: RETAIL TABLET XXL

Mode: WIFI Mode

Note:

No.	Mk.	Freq. MHz	Reading Level dBuV	Correct Factor dB	Measure- ment dBuV	Limit dBuV	Over dB	Detector	Comment
1	*	0.2060	39.04	11.96	51.00	63.37	-12.37	QP	
2		0.3780	31.60	10.81	42.41	58.32	-15.91	QP	
3		0.9300	28.66	10.00	38.66	56.00	-17.34	QP	
4		1.4540	26.50	9.55	36.05	56.00	-19.95	QP	
5		3.2140	20.26	10.21	30.47	56.00	-25.53	QP	
6		4.8660	18.31	11.87	30.18	56.00	-25.82	QP	

*:Maximum data x:Over limit !:over margin

Engineer Signature: Allen



Address: No. 5, Langshan 2nd Rd., North Hi-Tech Industrial park
Guangdong, China
Tel: 0755-86170306 Fax: 0755-86170310

Conducted Emission Measurement

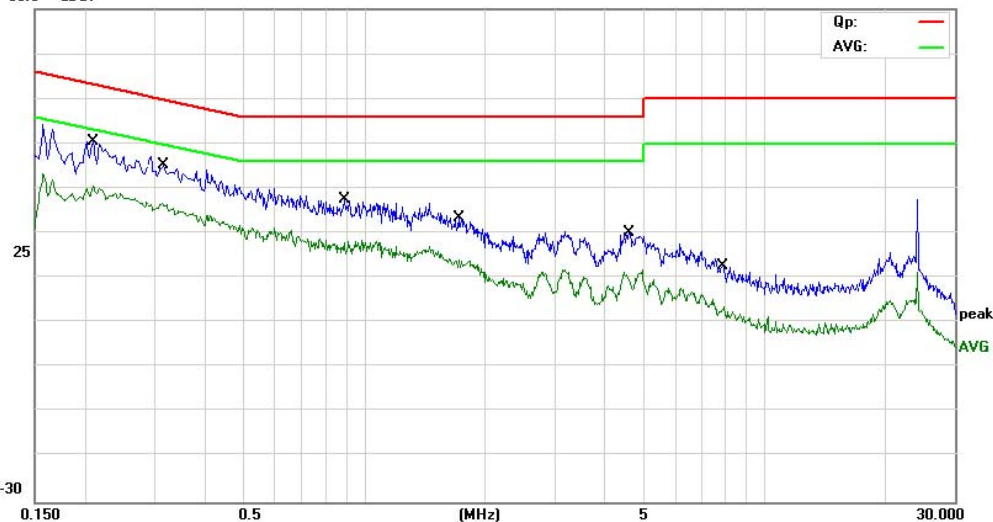
File: UID0357: RETAIL TABLET XXL

Data: #6

Date: 2012-01-11

Time: 6:05:13

80.0 dBuV



Site site #1

Phase: L1

Temperature: 26

Limit: FCC Part15 B Class B QP

Power: DC 12V Adapter AC 120V/60Hz

Humidity: 60 %

EUT: Retail Tablet

M/N: UID0357: RETAIL TABLET XXL

Mode: WIFI Mode

Note:

No.	Mk.	Freq.	Reading Level	Correct Factor	Measurement	Limit	Over		
		MHz	dBuV	dB	dBuV	dBuV	dB	Detector	Comment
1	*	0.2100	38.56	11.93	50.49	63.21	-12.72	QP	
2		0.3183	33.29	11.21	44.50	59.75	-15.25	QP	
3		0.8900	27.45	10.00	37.45	56.00	-18.55	QP	
4		1.7220	24.15	9.28	33.43	56.00	-22.57	QP	
5		4.6100	18.48	11.61	30.09	56.00	-25.91	QP	
6		7.8780	12.41	10.27	22.68	60.00	-37.32	QP	

*:Maximum data x:Over limit !:over margin

Engineer Signature: Allen

7. RADIATED EMISSION TEST

7.1. LIMITS OF RADIATED DISTURBANCES AT 3M DISTANCES FOR CLASS B

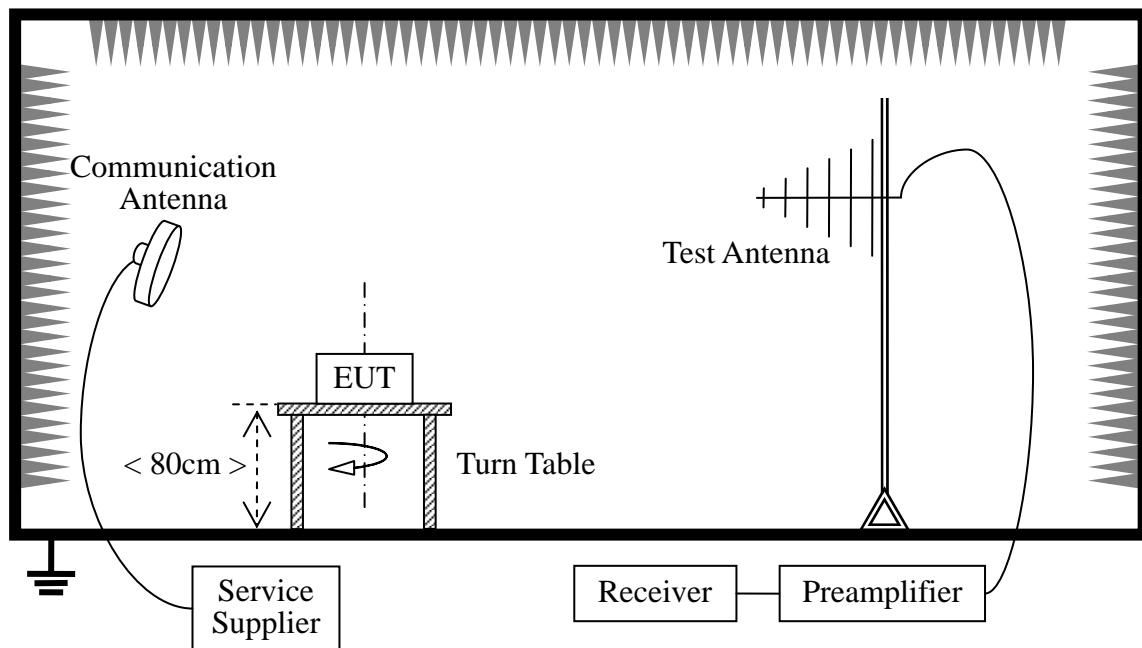
According to FCC section 15.209 (a), except as provided elsewhere in this subpart, the emissions from an intentional radiator shall not exceed the field strength levels specified in the following table:

Frequency (MHz)	Field Strength ($\mu\text{V/m}$)	Measurement Distance (m)
0.009 - 0.490	$2400/F(\text{kHz})$	300
0.490 - 1.705	$24000/F(\text{kHz})$	30
1.705 - 30.0	30	30
30 - 88	100	3
88 - 216	150	3
216 - 960	200	3
Above 960	500	3

As shown in FCC section 15.35(b), for frequencies above 1000MHz, the field strength limits are based on average detector. When average radiated emission measurements are specified in this part, including emission measurements below 1000MHz, there also is a limit on the radio frequency emissions, as measured using instrumentation with a peak detector function, corresponding to 20dB above the maximum permitted average limit for the frequency being investigated unless a different peak emission limit is otherwise specified in the rules.

7.2 TEST DESCRIPTION

Test Setup:



The EUT received AC 120V/60Hz. The Module is located in a 3m Semi-Anechoic Chamber; the antenna factors, cable loss and so on of the site as factors are calculated to correct the reading. During the measurement, the EUT is activated and transmitting with the other WIFI device (Supply by the Applicant) during the test.

For the Test Antenna:

- (a) In the frequency range of 9 kHz to 30MHz, magnetic field is measured with Loop Test Antenna. The Test Antenna is positioned with its plane vertical at 1m distance from the EUT. The center of the Loop Test Antenna is 1m above the ground. During the measurement the Loop Test Antenna rotates about its vertical axis for maximum response at each azimuth about the EUT.
- (b) In the frequency range above 30MHz, Bi-Log Test Antenna (30MHz to 1GHz) and Horn Test Antenna (above 1GHz) are used. Test Antenna is 3m away from the EUT. Test Antenna height is varied from 1m to 4m above the ground to determine the maximum value of the field strength. The emission levels at both horizontal and vertical polarizations should be tested.

Below 1GHz



Address: No. 5, Langshan 2nd Rd., North Hi-Tech Industrial park
Guangdong, China
Tel: 0755-86170306 Fax: 0755-86170310

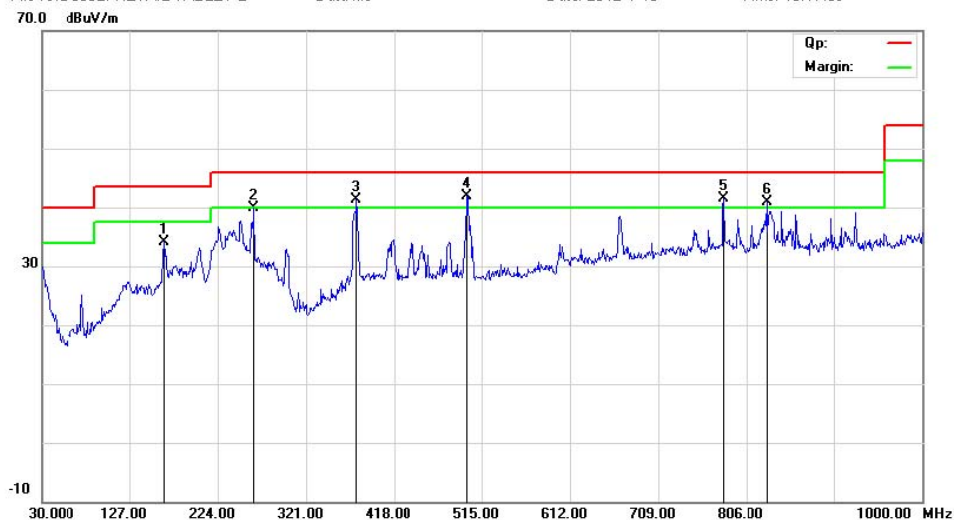
Radiated Emission Measurement

File: UID0352: RETAIL TABLET L

Data: #9

Date: 2012-1-10

Time: 16:17:39



Site: site #1

Polarization: **Horizontal**

Temperature: 26

Limit: FCC Part 15 B 3M Radiation

Power: DC 12V Adapter AC 120V/60Hz

Humidity: 60 %

EUT: Retail Tablet

Distance:

M/N: UID0352: RETAIL TABLET L

Mode: WIFI Mode

Note:

No.	Mk.	Freq. MHz	Reading Level dBuV	Correct Factor dB	Measure- ment dBuV/m	Limit dBuV/m	Over dB	Antenna Height cm	Table Degree	Comment
1		164.8300	16.94	17.21	34.15	43.50	-9.35	QP	0	
2		263.7700	21.83	18.09	39.92	46.00	-6.08	QP	0	
3	I	376.2900	23.12	18.21	41.33	46.00	-4.67	QP	0	
4	*	498.5100	20.54	21.43	41.97	46.00	-4.03	QP	0	
5	I	780.7798	15.41	26.18	41.59	46.00	-4.41	QP	0	
6	I	829.2798	14.02	26.97	40.99	46.00	-5.01	QP	0	

*:Maximum data x:Over limit I:over margin

Engineer Signature: Allen



Address: No. 5, Langshan 2nd Rd., North Hi-Tech Industrial park
Guangdong, China
Tel: 0755-86170306 Fax: 0755-86170310

Radiated Emission Measurement

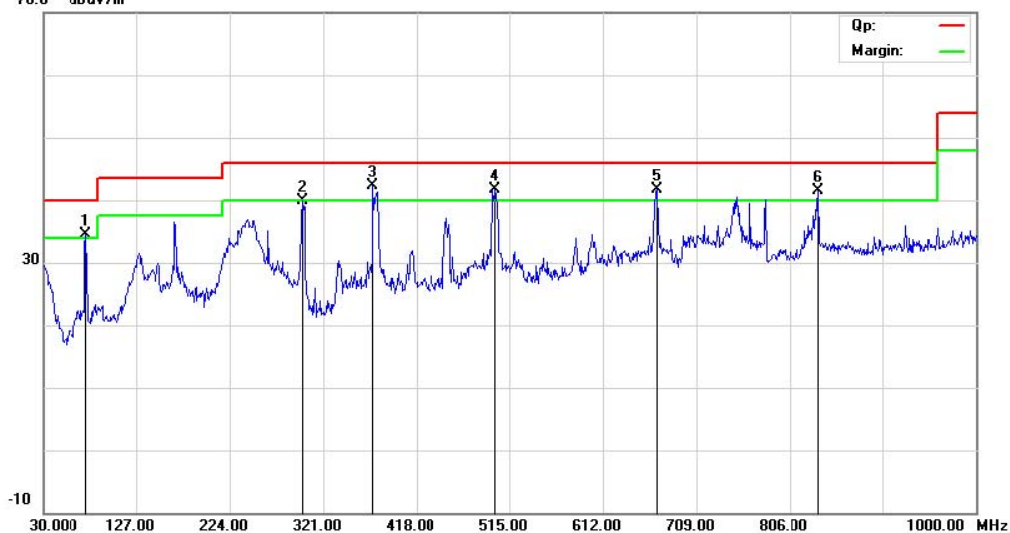
File: UID0352: RETAIL TABLET L

Data: #10

Date: 2012-1-10

Time: 16:13:44

70.0 dBuV/m



Site: site #1

Polarization: **Vertical**

Temperature: 26

Limit: FCC Part 15 B 3M Radiation

Power: DC 12V Adapter AC 120V/60Hz

Humidity: 60 %

EUT: Retail Tablet

Distance:

M/N: UID0352: RETAIL TABLET L

Mode: WIFI Mode

Note:

No.	Mk.	Freq. MHz	Reading Level dBuV	Correct Factor dB	Measure- ment dBuV/m	Limit dBuV/m	Over dB	Detector	Antenna Height cm	Table Degree degree	Comment
1	I	74.6200	22.89	11.65	34.54	40.00	-5.46	QP		0	
2		299.6600	20.66	19.30	39.96	46.00	-6.04	QP		0	
3	*	372.4100	24.07	18.22	42.29	46.00	-3.71	QP		0	
4	I	499.4800	20.32	21.41	41.73	46.00	-4.27	QP		0	
5	I	668.2600	17.27	24.43	41.70	46.00	-4.30	QP		0	
6	I	836.0700	14.42	27.10	41.52	46.00	-4.48	QP		0	

*:Maximum data x:Over limit I:over margin

Engineer Signature:

Allen



Address: No. 5, Langshan 2nd Rd., North Hi-Tech Industrial park
Guangdong, China
Tel: 0755-86170306 Fax: 0755-86170310

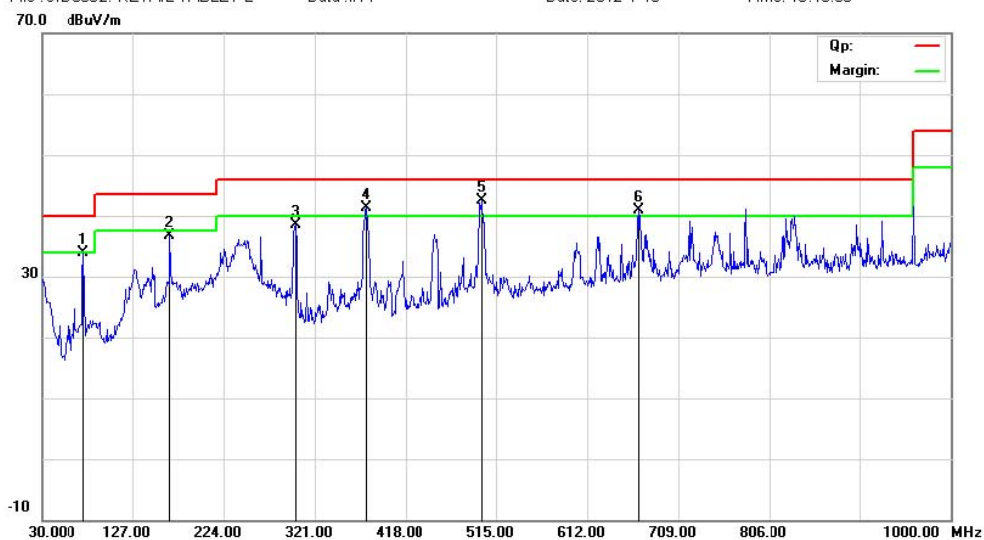
Radiated Emission Measurement

File: UID0352: RETAIL TABLET L

Data: #11

Date: 2012-1-10

Time: 16:10:55



Site: site #1

Polarization: **Vertical**

Temperature: 26

Limit: FCC Part 15 B 3M Radiation

Power: DC 12V Adapter AC 120V/60Hz

Humidity: 60 %

EUT: Retail Tablet

Distance:

M/N: UID0352: RETAIL TABLET L

Mode: HDMI Mode

Note:

No.	Mk.	Freq.	Reading Level	Correct Factor	Measurement	Limit	Over	Antenna Height	Table Degree	
		MHz	dBuV	dB	dBuV/m	dBuV/m	dB	cm	degree	Comment
1		74.6200	22.32	11.65	33.97	40.00	-6.03	QP	0	
2		166.7700	19.50	17.20	36.70	43.50	-6.80	QP	0	
3		300.6298	19.36	19.13	38.49	46.00	-7.51	QP	0	
4	I	375.3200	23.14	18.24	41.38	46.00	-4.62	QP	0	
5	*	499.4800	21.15	21.41	42.56	46.00	-3.44	QP	0	
6	I	666.3200	16.65	24.35	41.00	46.00	-5.00	QP	0	

*: Maximum data x: Over limit I: over margin

Engineer Signature: Allen



Address: No. 5, Langshan 2nd Rd., North Hi-Tech Industrial park
Guangdong, China
Tel: 0755-86170306 Fax: 0755-86170310

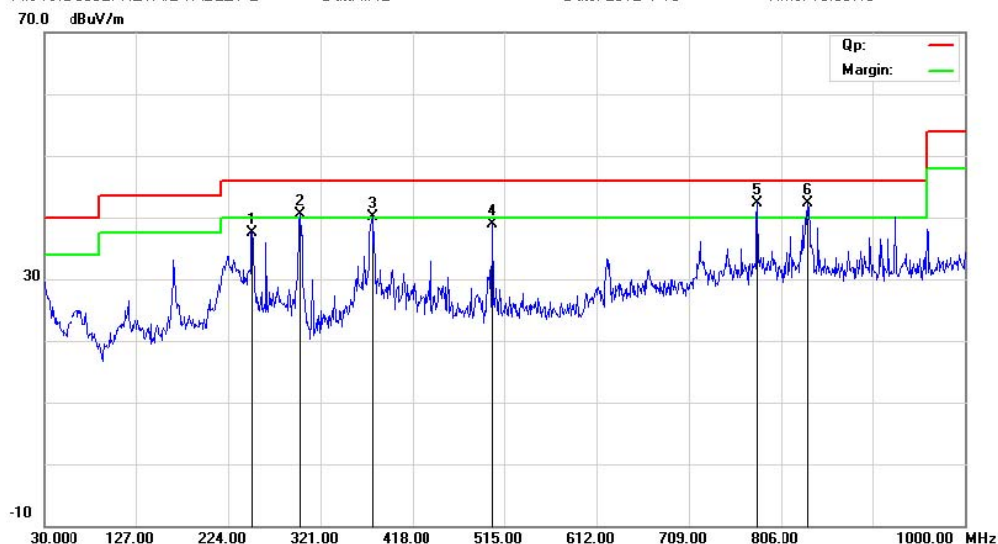
Radiated Emission Measurement

File: UID0352: RETAIL TABLET L

Data: #12

Date: 2012-1-10

Time: 16:08:46



Site site #1

Polarization: **Horizontal**

Temperature: 26

Limit: FCC Part 15 B 3M Radiation

Power: DC 12V Adapter AC 120V/60Hz

Humidity: 60 %

EUT: Retail Tablet

Distance:

M/N: UID0352: RETAIL TABLET L

Mode: HDMI Mode

Note:

No. Mk.	Freq.	Reading Level	Correct Factor	Measurement	Limit	Over	Antenna Height	Table Degree	
	MHz	dBuV	dB	dBuV/m	dBuV/m	dB	cm	degree	Comment
1	249.2200	20.15	17.40	37.55	46.00	-8.45	QP	0	
2	299.6600	21.26	19.30	40.56	46.00	-5.44	QP	0	
3	375.3200	21.88	18.24	40.12	46.00	-5.88	QP	0	
4	502.3900	17.46	21.40	38.86	46.00	-7.14	QP	0	
5	780.7798	16.12	26.18	42.30	46.00	-3.70	QP	0	
6	835.1000	15.14	27.10	42.24	46.00	-3.76	QP	0	

*:Maximum data x:Over limit !:over margin

Engineer Signature: Allen



Address: No. 5, Langshan 2nd Rd., North Hi-Tech Industrial park
Guangdong, China
Tel: 0755-86170306 Fax: 0755-86170310

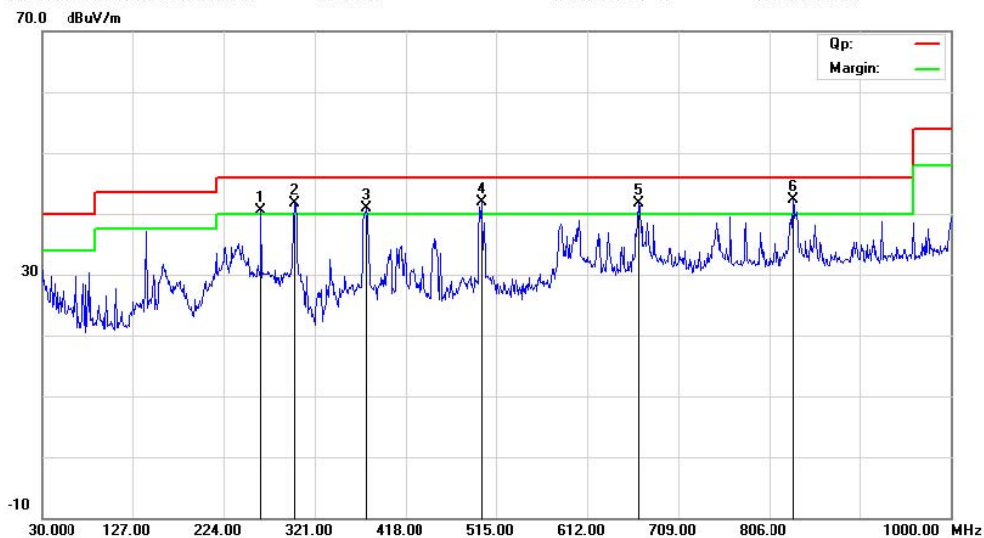
Radiated Emission Measurement

File: UID0352: RETAIL TABLET L

Data: #13

Date: 2012-1-10

Time: 16:05:21



Site: site #1

Polarization: **Vertical**

Temperature: 26

Limit: FCC Part 15 B 3M Radiation

Power: DC 12V Adapter AC 120V/60Hz

Humidity: 60 %

EUT: Retail Tablet

Distance:

M/N: UID0352: RETAIL TABLET L

Mode: Bluetooth Mode

Note:

No.	Mk.	Freq. MHz	Reading Level dBuV	Correct Factor dB	Measure- ment dBuV/m	Limit dBuV/m	Over dB	Antenna Height cm	Table Degree	Comment
1	I	263.7700	22.50	18.09	40.59	46.00	-5.41	QP	0	
2	I	299.6600	22.48	19.30	41.78	46.00	-4.22	QP	0	
3	I	376.2900	22.61	18.21	40.82	46.00	-5.18	QP	0	
4	I	499.4800	20.47	21.41	41.88	46.00	-4.12	QP	0	
5	I	666.3200	17.29	24.35	41.64	46.00	-4.36	QP	0	
6	*	832.1900	15.27	27.04	42.31	46.00	-3.69	QP	0	

*:Maximum data x:Over limit I:over margin

Engineer Signature: Allen



Address: No. 5, Langshan 2nd Rd., North Hi-Tech Industrial park
Guangdong, China
Tel: 0755-86170306 Fax: 0755-86170310

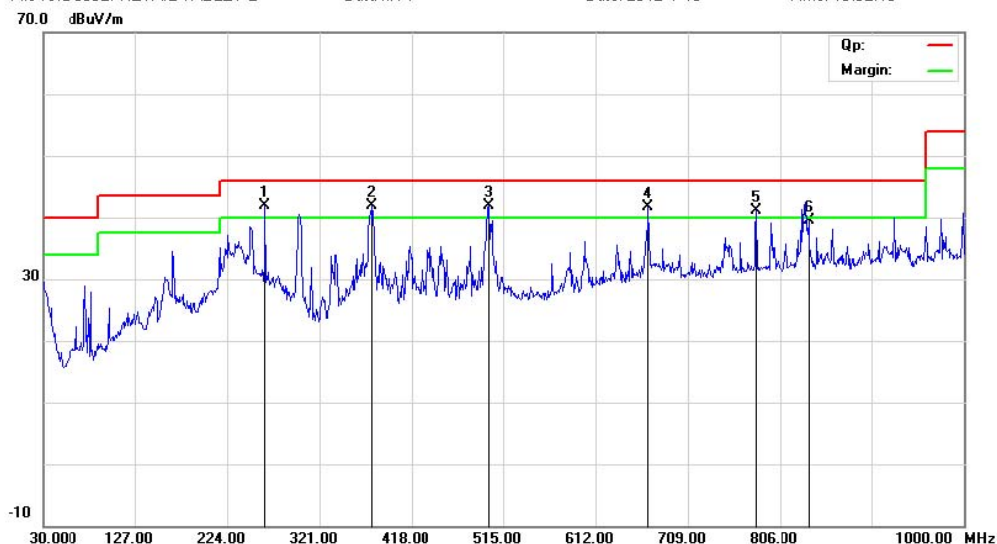
Radiated Emission Measurement

File: UID0352: RETAIL TABLET L

Data: #14

Date: 2012-1-10

Time: 16:02:18



Site site #1

Polarization: **Horizontal**

Temperature: 26

Limit: FCC Part 15 B 3M Radiation

Power: DC 12V Adapter AC 120V/60Hz

Humidity: 60 %

EUT: Retail Tablet

Distance:

M/N: UID0352: RETAIL TABLET L

Mode: Bluetooth Mode

Note:

No.	Mk.	Freq.	Reading Level	Correct Factor	Measurement	Limit	Over	Antenna Height	Table Degree	
		MHz	dBuV	dB	dBuV/m	dBuV/m	dB	cm	degree	Comment
1	*	263.7700	23.84	18.09	41.93	46.00	-4.07	QP	0	
2	!	375.3200	23.62	18.24	41.86	46.00	-4.14	QP	0	
3	!	499.4800	20.43	21.41	41.84	46.00	-4.16	QP	0	
4	!	667.2900	17.23	24.39	41.62	46.00	-4.38	QP	0	
5	!	780.7800	14.88	26.18	41.06	46.00	-4.94	QP	0	
6		837.0400	12.32	27.10	39.42	46.00	-6.58	QP	0	

*:Maximum data x:Over limit !:over margin

Engineer Signature: Allen



Address: No. 5, Langshan 2nd Rd., North Hi-Tech Industrial park
Guangdong, China
Tel: 0755-86170306 Fax: 0755-86170310

Radiated Emission Measurement

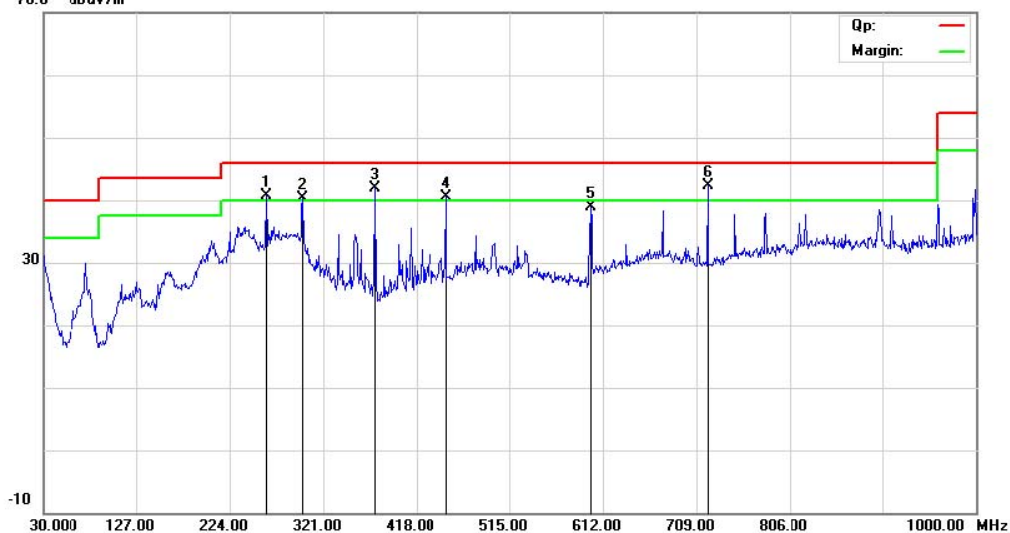
File: UID0356: RETAIL TABLET XL

Data: #7

Date: 2012-1-10

Time: 14:03:01

70.0 dBuV/m



Site: site #1

Polarization: **Horizontal**

Temperature: 26

Limit: FCC Part 15 B 3M Radiation

Power: DC 12V Adapter AC 120V/60Hz

Humidity: 60 %

EUT: Retail Tablet

Distance:

M/N: UID0356: RETAIL TABLET XL

Mode: HDMI Mode

Note:

No.	Mk.	Freq. MHz	Reading Level dBuV	Correct Factor dB	Measure- ment dBuV/m	Limit dBuV/m	Over dB	Antenna Height cm	Table Degree	Comment
1	I	261.8300	22.95	17.84	40.79	46.00	-5.21	QP	0	
2	I	299.6600	21.09	19.30	40.39	46.00	-5.61	QP	0	
3	I	374.3500	23.60	18.24	41.84	46.00	-4.16	QP	0	
4	I	449.0400	20.39	20.12	40.51	46.00	-5.49	QP	0	
5		599.3900	15.95	22.98	38.93	46.00	-7.07	QP	0	
6	*	720.6400	17.58	24.71	42.29	46.00	-3.71	QP	0	

*:Maximum data x:Over limit I:over margin

Engineer Signature:

Allen



Address: No. 5, Langshan 2nd Rd., North Hi-Tech Industrial park
Guangdong, China
Tel: 0755-86170306 Fax: 0755-86170310

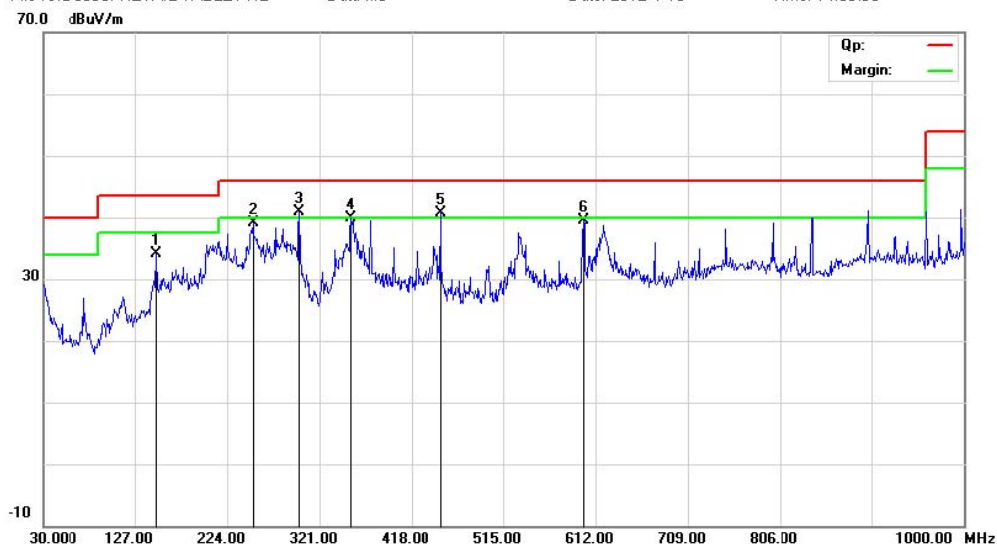
Radiated Emission Measurement

File: UID0356: RETAIL TABLET XL

Data: #8

Date: 2012-1-10

Time: 14:05:03



Site site #1

Polarization: **Vertical**

Temperature: 26

Limit: FCC Part 15 B 3M Radiation

Power: DC 12V Adapter AC 120V/60Hz

Humidity: 60 %

EUT: Retail Tablet

Distance:

M/N: UID0356: RETAIL TABLET XL

Mode: HDMI Mode

Note:

No. Mk.	Freq.	Reading Level	Correct Factor	Measurement	Limit	Over	Antenna Height	Table Degree	
	MHz	dBuV	dB	dBuV/m	dBuV/m	dB	Detector	cm	degree
1	149.3100	17.59	16.56	34.15	43.50	-9.35	QP		0
2	251.1600	21.62	17.40	39.02	46.00	-6.98	QP		0
3 *	299.6600	21.68	19.30	40.98	46.00	-5.02	QP		0
4	353.9800	21.78	18.12	39.90	46.00	-6.10	QP		0
5 †	449.0400	20.68	20.12	40.80	46.00	-5.20	QP		0
6	599.3900	16.60	22.98	39.58	46.00	-6.42	QP		0

*:Maximum data x:Over limit †:over margin

Engineer Signature: Allen



Address: No. 5, Langshan 2nd Rd., North Hi-Tech Industrial park
Guangdong, China
Tel: 0755-86170306 Fax: 0755-86170310

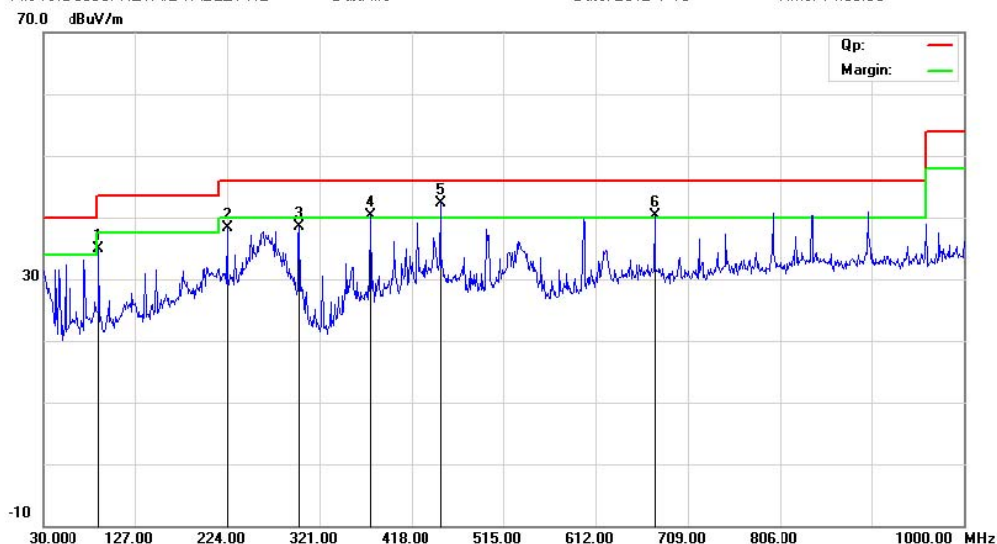
Radiated Emission Measurement

File : UID0356: RETAIL TABLET XL

Data : #9

Date: 2012-1-10

Time: 14:06:56



Site site #1

Polarization: **Vertical**

Temperature: 26

Limit: FCC Part 15 B 3M Radiation

Power: DC 12V Adapter AC 120V/60Hz

Humidity: 60 %

EUT: Retail Tablet

Distance:

M/N: UID0356: RETAIL TABLET XL

Mode: Bluetooth Mode

Note:

No. Mk.	Freq.	Reading Level	Correct Factor	Measurement	Limit	Over	Antenna Height	Table Degree	
	MHz	dBuV	dB	dBuV/m	dBuV/m	dB	Detector	cm	degree
1	89.1700	23.48	11.38	34.86	43.50	-8.64	QP		0
2	224.0000	21.93	16.38	38.31	46.00	-7.69	QP		0
3	299.6600	19.26	19.30	38.56	46.00	-7.44	QP		0
4	374.3500	22.12	18.24	40.36	46.00	-5.64	QP		0
5	449.0400	22.09	20.12	42.21	46.00	-3.79	QP		0
6	674.0800	15.75	24.54	40.29	46.00	-5.71	QP		0

*:Maximum data x:Over limit !:over margin

Engineer Signature: Allen



Address: No. 5, Langshan 2nd Rd., North Hi-Tech Industrial park
Guangdong, China
Tel: 0755-86170306 Fax: 0755-86170310

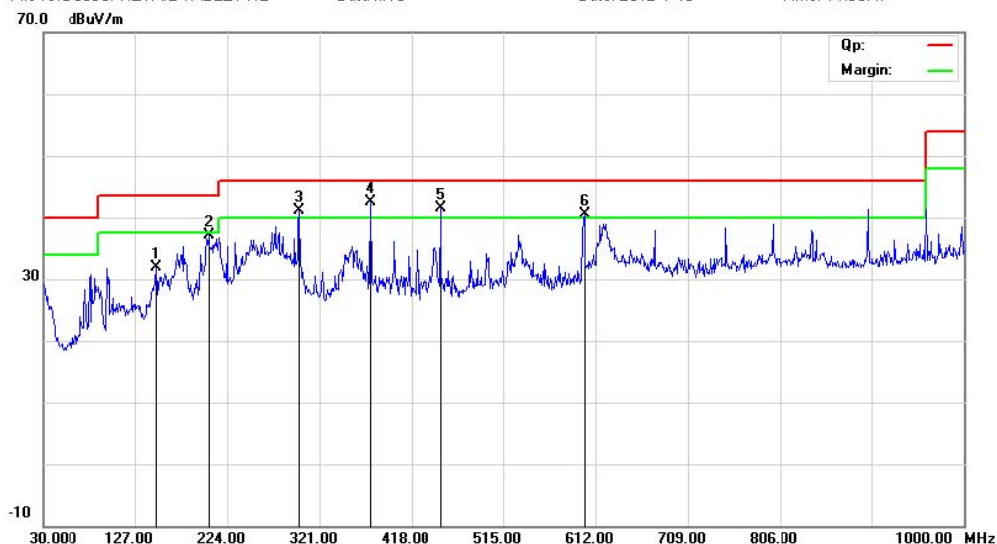
Radiated Emission Measurement

File : UID0356: RETAIL TABLET XL

Data : #10

Date: 2012-1-10

Time: 14:08:47



Site site #1

Polarization: **Horizontal**

Temperature: 26

Limit: FCC Part 15 B 3M Radiation

Power: DC 12V Adapter AC 120V/60Hz

Humidity: 60 %

EUT: Retail Tablet

Distance:

M/N: UID0356: RETAIL TABLET XL

Mode: Bluetooth Mode

Note:

No. Mk.	Freq.	Reading Level	Correct Factor	Measurement	Limit	Over	Antenna Height	Table Degree	
	MHz	dBuV	dB	dBuV/m	dBuV/m	dB	Detector	cm	degree
1	149.3100	15.39	16.56	31.95	43.50	-11.55	QP		0
2	204.6000	19.97	17.17	37.14	43.50	-6.36	QP		0
3	299.6600	21.72	19.30	41.02	46.00	-4.98	QP		0
4	374.3500	24.21	18.24	42.45	46.00	-3.55	QP		0
5	449.0400	21.30	20.12	41.42	46.00	-4.58	QP		0
6	600.3600	17.49	23.01	40.50	46.00	-5.50	QP		0

*:Maximum data x:Over limit !:over margin

Engineer Signature: Allen



Address: No. 5, Langshan 2nd Rd., North Hi-Tech Industrial park
Guangdong, China
Tel: 0755-86170306 Fax: 0755-86170310

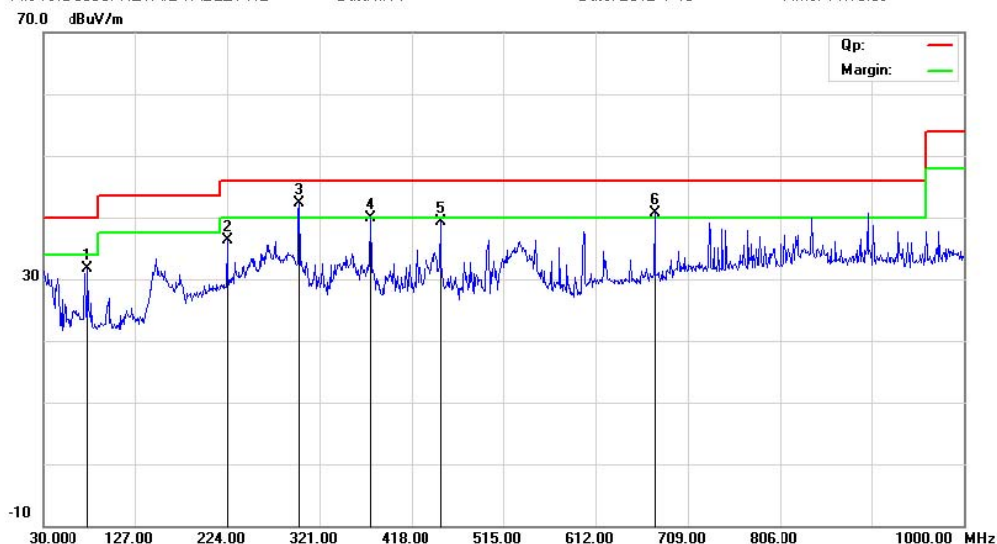
Radiated Emission Measurement

File: UID0356: RETAIL TABLET XL

Data: #11

Date: 2012-1-10

Time: 14:10:59



Site site #1

Polarization: **Vertical**

Temperature: 26

Limit: FCC Part 15 B 3M Radiation

Power: DC 12V Adapter AC 120V/60Hz

Humidity: 60 %

EUT: Retail Tablet

Distance:

M/N: UID0356: RETAIL TABLET XL

Mode: WIFI Mode

Note:

No. Mk.	Freq.	Reading Level	Correct Factor	Measurement	Limit	Over	Antenna Height	Table Degree	
	MHz	dBuV	dB	dBuV/m	dBuV/m	dB	Detector	cm	degree
1	77.5300	20.10	11.52	31.62	40.00	-8.38	QP		0
2	224.0000	19.88	16.38	36.26	46.00	-9.74	QP		0
3 *	299.6600	22.91	19.30	42.21	46.00	-3.79	QP		0
4	374.3500	21.61	18.24	39.85	46.00	-6.15	QP		0
5	449.0400	19.15	20.12	39.27	46.00	-6.73	QP		0
6 †	674.0800	16.26	24.54	40.80	46.00	-5.20	QP		0

*:Maximum data x:Over limit †:over margin

Engineer Signature:

Allen



Address: No. 5, Langshan 2nd Rd., North Hi-Tech Industrial park
Guangdong, China
Tel: 0755-86170306 Fax: 0755-86170310

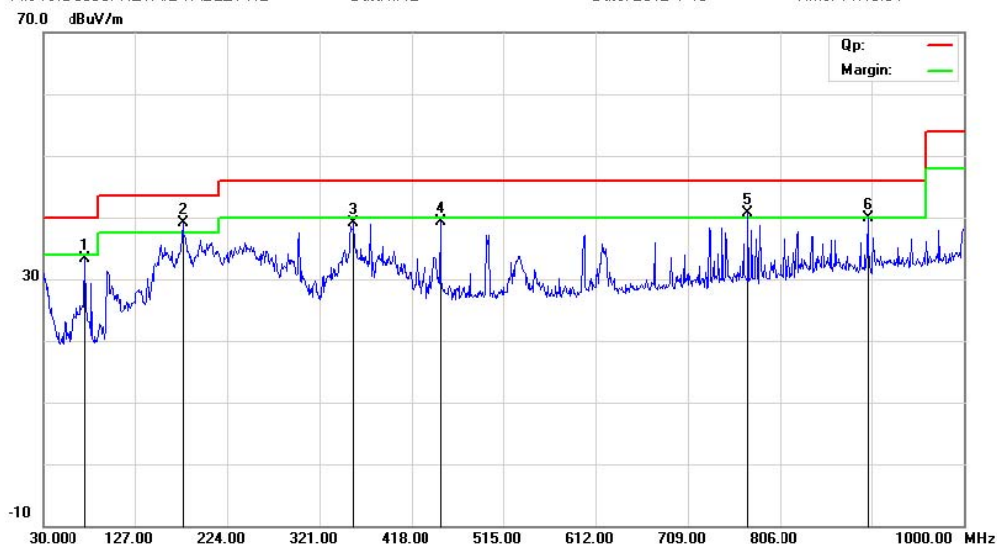
Radiated Emission Measurement

File: UID0356: RETAIL TABLET XL

Data: #12

Date: 2012-1-10

Time: 14:13:01



Site site #1

Polarization: **Horizontal**

Temperature: 26

Limit: FCC Part 15 B 3M Radiation

Power: DC 12V Adapter AC 120V/60Hz

Humidity: 60 %

EUT: Retail Tablet

Distance:

M/N: UID0356: RETAIL TABLET XL

Mode: WIFI Mode

Note:

No. Mk.	Freq.	Reading Level	Correct Factor	Measurement	Limit	Over	Antenna Height	Table Degree	
	MHz	dBuV	dB	dBuV/m	dBuV/m	dB	cm	degree	Comment
1	74.6200	21.59	11.65	33.24	40.00	-6.76	QP	0	
2 *	177.4398	22.33	16.83	39.16	43.50	-4.34	QP	0	
3	356.8900	20.87	18.24	39.11	46.00	-6.89	QP	0	
4	449.0400	19.18	20.12	39.30	46.00	-6.70	QP	0	
5 †	772.0500	14.83	25.96	40.79	46.00	-5.21	QP	0	
6	899.1200	12.51	27.39	39.90	46.00	-6.10	QP	0	

*:Maximum data x:Over limit †:over margin

Engineer Signature: Allen



Address: No. 5, Langshan 2nd Rd., North Hi-Tech Industrial park
Guangdong, China
Tel: 0755-86170306 Fax: 0755-86170310

Radiated Emission Measurement

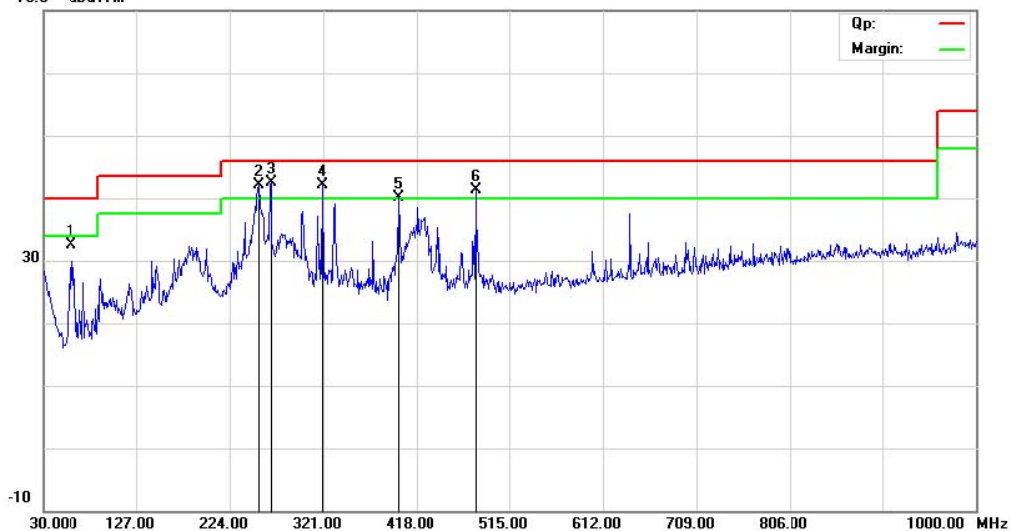
File: UID0357: RETAIL TABLET XXL

Data: #7

Date: 2012-1-11

Time: 8:55:02

70.0 dBuV/m



Site site #1

Polarization: **Horizontal**

Temperature: 26

Limit: FCC Part 15 B 3M Radiation

Power: DC 12V Adapter AC 120V/60Hz

Humidity: 61 %

EUT: Retail Tablet

Distance:

M/N: UID0357: RETAIL TABLET XXL

Mode: HDMI Mode

Note:

No.	Mk.	Freq.	Reading Level	Correct Factor	Measurement	Limit	Over	Antenna Height	Table Degree	
		MHz	dBuV	dB	dBuV/m	dBuV/m	dB	cm	degree	Comment
1		59.1000	21.81	10.78	32.59	40.00	-7.41	QP	0	
2	!	254.0700	24.75	17.40	42.15	46.00	-3.85	QP	0	
3	*	266.6800	24.12	18.47	42.59	46.00	-3.41	QP	0	
4	!	320.0298	25.03	17.00	42.03	46.00	-3.97	QP	0	
5	!	399.5700	21.36	18.69	40.05	46.00	-5.95	QP	0	
6	!	480.0800	19.69	21.70	41.39	46.00	-4.61	QP	0	

*:Maximum data x:Over limit !:over margin

Engineer Signature:

Allen



Address: No. 5, Langshan 2nd Rd., North Hi-Tech Industrial park
Guangdong, China
Tel: 0755-86170306 Fax: 0755-86170310

Radiated Emission Measurement

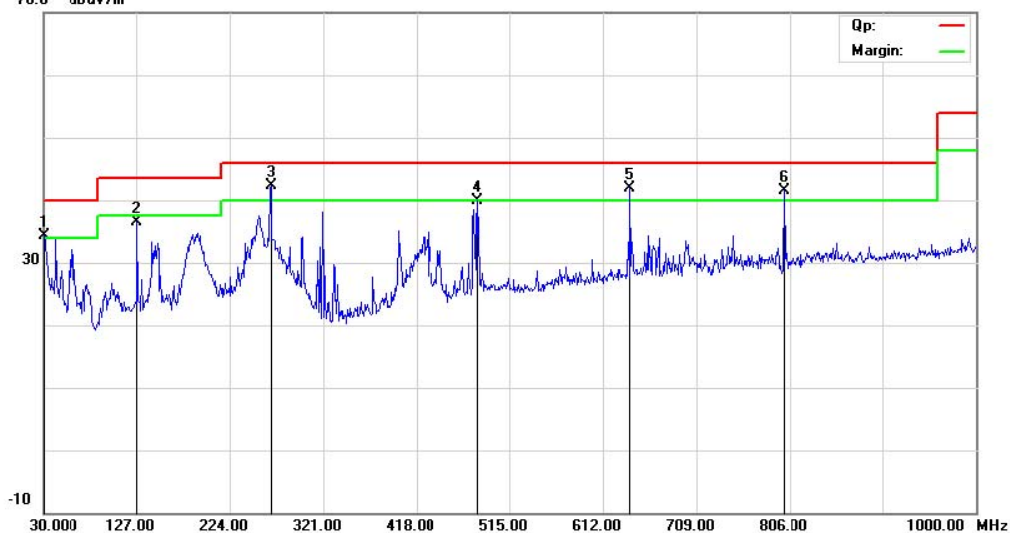
File: UID0357: RETAIL TABLET XXL

Data: #8

Date: 2012-1-11

Time: 8:56:28

70.0 dBuV/m



Site: site #1

Polarization: **Vertical**

Temperature: 26

Limit: FCC Part 15 B 3M Radiation

Power: DC 12V Adapter AC 120V/60Hz

Humidity: 61 %

EUT: Retail Tablet

Distance:

M/N: UID0357: RETAIL TABLET XXL

Mode: HDMI Mode

Note:

No.	Mk.	Freq.	Reading Level	Correct Factor	Measurement	Limit	Over	Antenna Height	Table Degree	
		MHz	dBuV	dB	dBuV/m	dBuV/m	dB	cm	degree	Comment
1	I	30.9700	10.34	24.05	34.39	40.00	-5.61	QP	0	
2		127.9700	18.88	17.70	36.58	43.50	-6.92	QP	0	
3	*	266.6800	23.90	18.47	42.37	46.00	-3.63	QP	0	
4		482.0200	18.22	21.74	39.96	46.00	-6.04	QP	0	
5	I	640.1300	17.94	24.00	41.94	46.00	-4.06	QP	0	
6	I	800.1800	15.65	25.90	41.55	46.00	-4.45	QP	0	

*:Maximum data x:Over limit I:over margin

Engineer Signature:

Allen



Address: No. 5, Langshan 2nd Rd., North Hi-Tech Industrial park
Guangdong, China
Tel: 0755-86170306 Fax: 0755-86170310

Radiated Emission Measurement

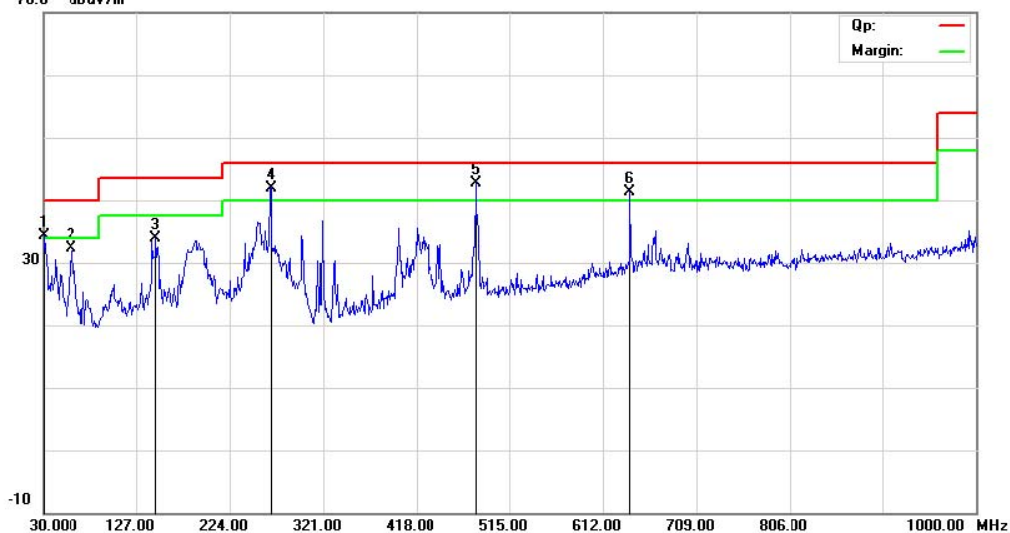
File: UID0357: RETAIL TABLET XXL

Data: #9

Date: 2012-1-11

Time: 8:58:48

70.0 dBuV/m



Site: site #1

Polarization: **Vertical**

Temperature: 26

Limit: FCC Part 15 B 3M Radiation

Power: DC 12V Adapter AC 120V/60Hz

Humidity: 61 %

EUT: Retail Tablet

Distance:

M/N: UID0357: RETAIL TABLET XXL

Mode: Bluetooth Mode

Note:

No.	Mk.	Freq. MHz	Reading Level dBuV	Correct Factor dB	Measure- ment dBuV/m	Limit dBuV/m	Over dB	Antenna Height cm	Table Degree	Comment
1	I	30.9700	10.19	24.05	34.24	40.00	-5.76	QP	0	
2		59.1000	21.47	10.78	32.25	40.00	-7.75	QP	0	
3		147.3700	17.19	16.71	33.90	43.50	-9.60	QP	0	
4	I	266.6800	23.53	18.47	42.00	46.00	-4.00	QP	0	
5	*	480.0800	20.96	21.70	42.66	46.00	-3.34	QP	0	
6	I	640.1300	17.34	24.00	41.34	46.00	-4.66	QP	0	

*:Maximum data x:Over limit I:over margin

Engineer Signature: Allen



Address: No. 5, Langshan 2nd Rd., North Hi-Tech Industrial park
Guangdong, China
Tel: 0755-86170306 Fax: 0755-86170310

Radiated Emission Measurement

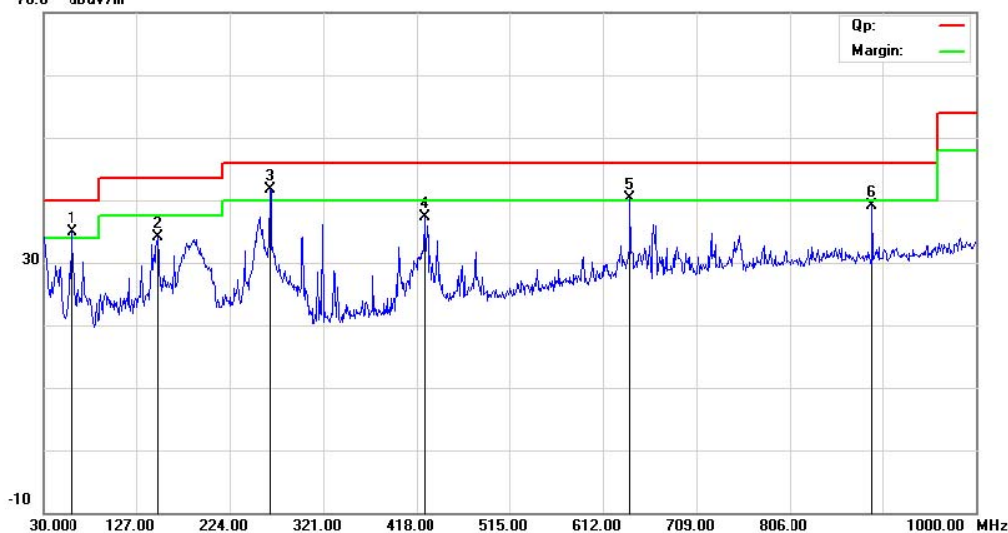
File: UID0357: RETAIL TABLET XXL

Data: #10

Date: 2012-1-11

Time: 9:00:11

70.0 dBuV/m



Site site #1

Polarization: **Horizontal**

Temperature: 26

Limit: FCC Part15 B 3M Radiation

Power: DC 12V Adapter AC 120V/60Hz

Humidity: 61 %

EUT: Retail Tablet

Distance:

M/N: UID0357: RETAIL TABLET XXL

Mode: Bluetooth Mode

Note:

No.	Mk.	Freq.	Reading Level	Correct Factor	Measurement	Limit	Over	Antenna Height	Table Degree	
		MHz	dBuV	dB	dBuV/m	dBuV/m	dB	cm	degree	Comment
1	I	60.0700	24.00	10.81	34.81	40.00	-5.19	QP	0	
2		149.3100	17.61	16.56	34.17	43.50	-9.33	QP	0	
3	*	265.7100	23.34	18.35	41.69	46.00	-4.31	QP	0	
4		425.7600	17.01	20.30	37.31	46.00	-8.69	QP	0	
5	I	640.1300	16.36	24.00	40.36	46.00	-5.64	QP	0	
6		892.3300	11.76	27.32	39.08	46.00	-6.92	QP	0	

*:Maximum data x:Over limit I:over margin

Engineer Signature:

Allen



Address: No. 5, Langshan 2nd Rd., North Hi-Tech Industrial park
Guangdong, China
Tel: 0755-86170306 Fax: 0755-86170310

Radiated Emission Measurement

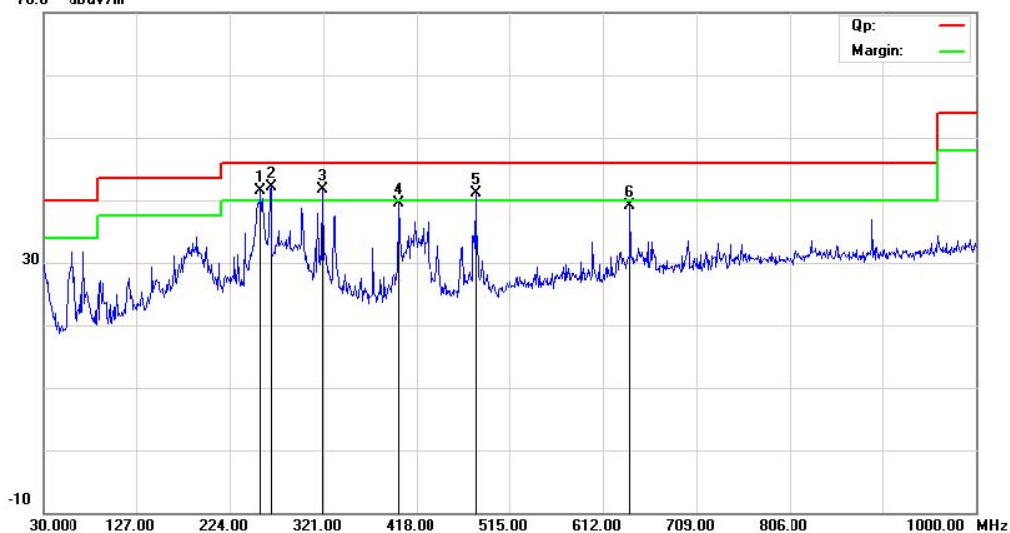
File: UID0357: RETAIL TABLET XXL

Data: #11

Date: 2012-1-11

Time: 9:02:46

70.0 dBuV/m



Site site #1

Polarization: **Horizontal**

Temperature: 26

Limit: FCC Part15 B 3M Radiation

Power: DC 12V Adapter AC 120V/60Hz

Humidity: 61 %

EUT: Retail Tablet

Distance:

M/N: UID0357: RETAIL TABLET XXL

Mode: WIFI Mode

Note:

No.	Mk.	Freq. MHz	Reading Level dBuV	Correct Factor dB	Measure- ment dBuV/m	Limit dBuV/m	Over dB	Antenna Height cm	Table Degree	Comment
1	I	256.0100	24.05	17.44	41.49	46.00	-4.51	QP	0	
2	*	266.6800	23.63	18.47	42.10	46.00	-3.90	QP	0	
3	I	320.0298	24.80	17.00	41.80	46.00	-4.20	QP	0	
4		399.5700	20.88	18.69	39.57	46.00	-6.43	QP	0	
5	I	480.0800	19.33	21.70	41.03	46.00	-4.97	QP	0	
6		640.1300	15.18	24.00	39.18	46.00	-6.82	QP	0	

*:Maximum data x:Over limit I:over margin

Engineer Signature:

Allen



Address: No. 5, Langshan 2nd Rd., North Hi-Tech Industrial park
Guangdong, China
Tel: 0755-86170306 Fax: 0755-86170310

Radiated Emission Measurement

File: UID0357: RETAIL TABLET XXL

Data: #12

Date: 2012-1-11

Time: 9:04:39



Site site #1

Polarization: **Vertical**

Temperature: 26

Limit: FCC Part 15 B 3M Radiation

Power: DC 12V Adapter AC 120V/60Hz

Humidity: 61 %

EUT: Retail Tablet

Distance:

M/N: UID0357: RETAIL TABLET XXL

Mode: WIFI Mode

Note:

No.	Mk.	Freq.	Reading Level	Correct Factor	Measurement	Limit	Over	Antenna Height	Table Degree	
		MHz	dBuV	dB	dBuV/m	dBuV/m	dB	cm	degree	Comment
1	I	77.5300	23.44	11.52	34.96	40.00	-5.04	QP	0	
2		255.0400	21.74	17.40	39.14	46.00	-6.86	QP	0	
3	*	266.6800	22.65	18.47	41.12	46.00	-4.88	QP	0	
4		320.0298	22.37	17.00	39.37	46.00	-6.63	QP	0	
5		480.0800	13.88	21.70	35.58	46.00	-10.42	QP	0	
6		640.1300	12.98	24.00	36.98	46.00	-9.02	QP	0	

*:Maximum data x:Over limit I:over margin

Engineer Signature:

Allen

Above 1 GHz**Operation Mode:** HDMI Mode**Test Date:** 2012-01-09/2012-01-11**Temperature:** 24°C**Tested by:** Habby Guo**Humidity:** 70 % RH**Polarity:** Ver. / Hor.

Freq. (MHz)	Ant. Pol H/V	Peak Reading (dBuV)	AV Reading (dBuV)	Ant./CL CF (dB)	Actual Fs		Peak Limit (dBuV/m)	AV Limit (dBuV/m)	Peak Margin (dB)	AV Margin (dB)
					Peak (dBuV/m)	AV (dBuV/m)				
N/A										>20
N/A										>20

Notes:


1. Measuring frequencies from 1 GHz to 6GHz.
2. Radiated emissions measured in frequency above 1000MHz were made with an instrument using Peak detector mode and average detector mode of the emission shown in Actual FS column.
3. The frequency that above 3GHz is mainly from the environment noise.


APPENDIX 1
PHOTOGRAPHS OF TEST SETUP

CE TEST SETUP



RE TEST SETUP





-----END OF REPORT-----