


# Appendix D

## Photographs


1. SAR measurement System
2. Photographs of Tissue Simulate Liquid
3. Photographs of EUT test position
4. EUT Antenna Locations
5. EUT Constructional Details

### 1. SAR measurement System

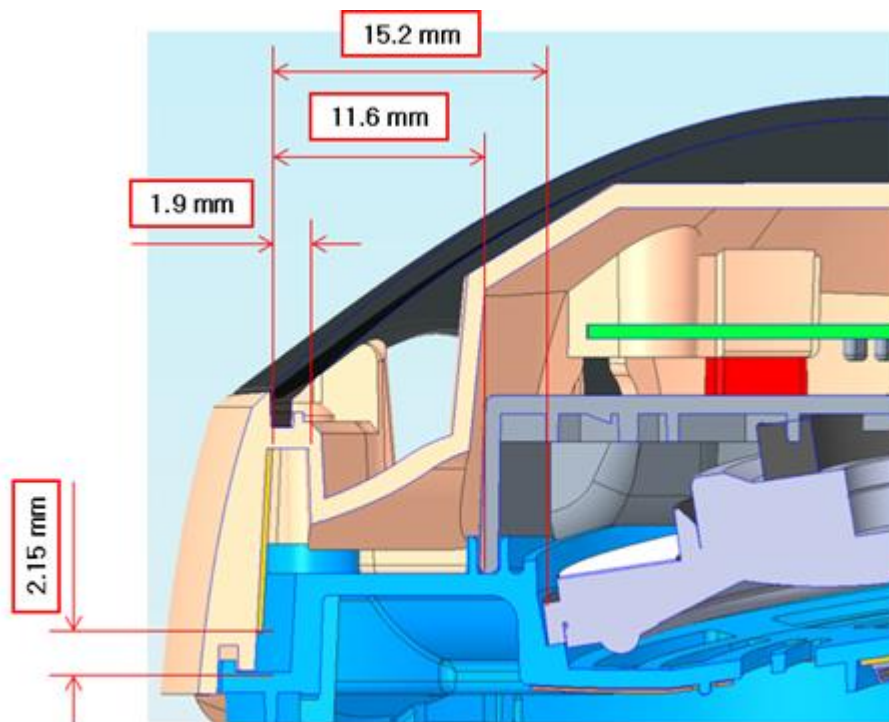




### 3. Photographs of EUT test position



### 4. EUT Antenna Locations





## 5. EUT Constructional Details

Details please Refer to Appendix – Photographs for SZCR2501000104AT.

- End of the Appendix –