Skullcandy

PUSH ANC

ACTIVE

User Guide

Scan to get stoked. Warranty information at skullcandy.com/warranty

Stoked for commerce. Reneigmente sur la partie à skullcandy.com/warranty

Auto Power - On/Off

Either Ear

*Auto On = Remove buds from Case
*Auto Off = Place buds into Case

Power - On/Off • On/Off • Encendido/Apagado • Accesoires/Equipamiento • Ligar/Desligar • Ein/Aus • Aan/Uitschakeling • Tænd/Sluk For Store • Virta Pois/Päälle • Sluare Av/På • Bezpovna/Telesna - Otomatik • Güç Açma • 自動電源開啟 - 自動電源關閉 • 電源 - On/Off • 전원 켜기/끄기 • تشغيل/إيقاف

Power - On

Either Bud

Power - On • On • Encendido • Accesorios • Ligar • Ein • Aan • Tænd • Vila Pälälle • Sluare Av • Bitkin Av • Accessoires • Güç Açık • 打開 • 打开 • 電源 • On • 전원 켜기 • تشغيل

Power - Off

Either Bud

Power - Off • Off • Apagado • Spegnimento • Desligar • Aus • Uitschakeling • Slut For Store • Pois • Pois • Av • Accessoires • Güç Kapalı • 關閉 • 关闭 • 電源 • Off • 전원 끄기 • إيقاف

Pairing Mode

Either Bud

Pairing Mode • Modo Couplage • Modo Dr/Vinculación • Modalità Di Accoppiamento • Modo Emparelhamento • Koppelmodus • Parmoisus • Parlamentaarlamaa • Läpäpäin • Modalità Di Accoppiamento • Parringsläge • Sauve Coqpeuvoue • Eşleştirme Modu • 配對模式 • 配对模式 • ペアリング モード • 페어링 모드 • وضع الإقران

Pair New Device

Either Bud

Voice Prompt - "Ready to Pair"
Available Device - "Push ANC Active"

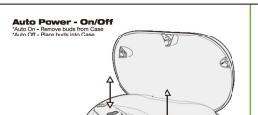

LED Pulses Blue

Pair New Device • Coupler Nouveau Appareil • Vincular Nuevo • Dispositivo • Accoppia Nuovo Dispositivo • Emparelhar Novo • Dispositivo • Mit neuem Gerät koppeln • Nieuw Apparaat Paren • Parlian Ny Enhet • Muodosta Uusi Laitepari • Sammenkoble • Ny Enhet • Para Ny Enhet •Coqpeuvoue Новое Устройство • Yeni Cihaz Eşleştirme • 配對裝置新增 • 配对新设备 • 新しいデバイス ペアリング • 새 기기 페어링 • إقران جهاز جديد

Track Forward

Either Earbud

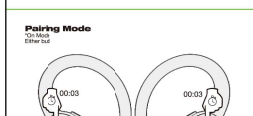

Track Forward • Pista Suivante • Adelantar • Brano successivo • Faixa Seguinte • Nächster Titel • Volgend Nummer • Sluit Til Nøste Musikk/vinner • Kappa seuraavan • Neste Spor • Nästa Låtspår • Пропускаемые на 1 Трек Вперед • 快進曲目 • 切換下一首 • 切换下一首 • 次のトラックを再生する • 다음 곡 재생하기 • تخطي المسار

Track Backward

Either Earbud

Track Forward • Pista Suivante • Adelantar • Brano successivo • Faixa Seguinte • Nächster Titel • Volgend Nummer • Sluit Til Nøste Musikk/vinner • Kappa seuraavan • Neste Spor • Nästa Låtspår • Пропускаемые на 1 Трек Вперед • 快進曲目 • 切換下一首 • 切换下一首 • 次のトラックを再生する • 다음 곡 재생하기 • تخطي المسار

Play / Pause - Answer

Either Bud

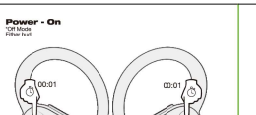

Play/Pause-Answer • Lecture/Pause-Réponse • Reproducir/pausar-Responder • Riproduci/pausa-Rispondere • Reproduzir/pausar-Responder • Abspielen/Pausieren-Beantworten/beenden • Afspil/pause-Besvar • Toistaa/pauta-Vastata • Spela/Pausa-Besvara • Spille/Pause-Svare • Pelata/Tauko-Vastaa • Play/Pause-Svar • Odtwarzanie/wstrzymanie • Prehrávanie/pozastavenie • Oynat/Duraklat • 播放/暫停-接聽 • 播放/暫停-接聽 • 再生/一時停止-応答 • 재생/일시정지-전화 받기 • تشغيل/إيقاف مؤقت-الرد

Track Forward

Either Earbud

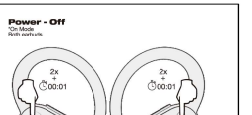

Track Forward • Pista Suivante • Adelantar • Brano successivo • Faixa Seguinte • Nächster Titel • Volgend Nummer • Sluit Til Nøste Musikk/vinner • Kappa seuraavan • Neste Spor • Nästa Låtspår • Пропускаемые на 1 Трек Вперед • 快進曲目 • 切換下一首 • 切换下一首 • 次のトラックを再生する • 다음 곡 재생하기 • تخطي المسار

Volume Up

Either Earbud

Volume Up • monte le son • sube el volumen • alzo il volume • aumenter volume • lauter • volume omhoog • lyksyttu op • täm lewamnelle • volum opp • гром увеличен • увеличить громкость • 音量增加 • 音量增加 • ボリュームアップ • 볼륨 업 • زيادة الصوت

Volume Down

Either Earbud

Volume Down • baisser le volume • bajar volumen • volume basso • volume bas • Lautstärke runter • volume verminderen • skrue ned for lyden • Äänenvaimennus/alla pienennäkö • volum ned • Sänk volymen • ylösalaisin. alaspäin • 音量減少 • 音量減少 • ボリュームダウン • 볼륨 다운 • خفض الصوت

ANC + Stay-Aware On/Off

Either Earbud

Stay Aware On/Off • Rester informé marchandisé • Mantengase alerta activado/desactivado • Rimani consapevole attivato/disattivato • Fique alerta ligado/desligado • Achtewasen Mäßen Ein/Aus • Bliv opmærksom tændt/slukket • Pysy tietoisena päälle/pois • Stay Aware på/av • Stay Aware på/av • Włączanie/wyłączanie Hej I Tjänstlösningen • Hej I Tjänstlösningen • 保持感知開啟/關閉 • 保持感知開啟/關閉 • スタイルアウェア有効/無効 • 스타일 아웨어 켜기/끄기 • تشغيل/إيقاف

Spotify Tap™

Either Bud

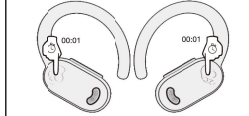

Reject / End Call

Either Bud

Reject/End Call • Rejeter/Terminer l'appel • Rechazar / Finalizar Llamada • Rifiuta/Termina Chiamata • Recusar/Encerrar Chamada • Ablehnen/Anruf beenden • Afslå/opkald • Odpovedať/ukončiť Ohlásiť • Avsluta samtalet • Avvisa/avsluta samtalet • Avvisa/avsluta samtalet • Reddetmek/Çağrıyı Bitir • 拒接/結束通話 • 拒接/结束通话 • 拒否/通話終了 • 거절/통화 종료 • رفض/إنهاء المكالمة

Activate Voice Assistant

Either Earbud

Activate Voice Assistant • Activer l'assistant vocal • Activar el asistente de voz • Attivare assistente vocale • Ativar assistente de voz • Sprachassistenten aktivieren • Stemhulp activeren • Aktiver tekstetta • Aktivoi äänistyön • Aktivar talassistent • Aktivera röstassistent • Aktivasyonu, nonce asli nosaqueu • 激活語音助理 • 激活语音助理 • ボイスアシスタントをアクティベートする • 음성 인식 기능 켜기 • تفعيل المساعد الصوتي

Charge Earbuds / Place in Case

1) Case LED Pulsing Amber - 0-40%
2) Case LED Pulsing White - 41 - 90%
3) Case LED Solid White - 91-100%

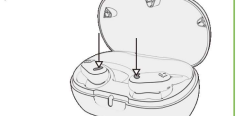

Cargar Earbuds • Recargar Los Auriculares • Auricolari Da Caricare • Carregar Os Auriculares • Ladda Hörlurar • Oplad Ørepropperne • Lataa Kuulokkeet • Lade Ørepluggene • Ladda Örlurarna • Ładuj Słuchawki • Nabíjanie Slúchadiel • Şarj Kulaklıkları • 為耳機充電 • 为耳塞充电 • イヤホンを充電する • 이어버드 충전하기 • شحن السماعات

Plug in Case to Charge

1) Case LED Pulsing Amber - 0-40%
2) Case LED Pulsing White - 41 - 90%
3) Case LED Solid White - 91-100%

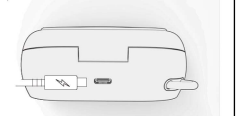

Cargar Caso • Recargar Los Auriculares • Auricolare Da Caricare • Carregar Os Auriculares • Ladda Hörlurar • Oplad Ørepropperne • Lataa Kuulokkeet • Lade Ørepluggene • Ladda Örlurarna • Ładuj Słuchawki • Nabíjanie Slúchadiel • Şarj Kulaklıkları • 為耳機充電 • 为耳塞充电 • イヤホンを充電する • 이어버드 충전하기 • شحن السماعات

EN: Made in China.
FR: Fabriqué au Chine.
ES: Hecho en China.
ZH: 中國製造。

EN: Contains Li-ion battery. Battery must be recycled or disposed of properly.
FR: Contient une batterie Li-ion.La batterie doit être recyclée ou jetée correctement.
ES: Contiene una batería Li-ion. La batería debe ser reciclada o desechada adecuadamente.

AR: يحتوي على بطارية أيون الليثيوم. يجب إعادة تدوير البطارية أو التخلص منها بشكل صحيح.

Push ANC Active
MODEL: SSPAW
FCC ID: V2H-SSPAW
IC: 11068A-SSPAW

Ameriskin
Skullcandy, Inc.
6301 N Landmark Dr
Park City, UT 84098
USA
Skullcandy.com

Europe
Skullcandy Europe BV
Postbus 405
1800AK Velsthoven
Nederland
Skullcandy.eu

Canada
Skullcandy Canada ULC
329 Railway St. Unit 200
Vancouver, BC, V6A 1A4
Canada
Skullcandy.ca

Skullcandy UK LTD
Andrews House
College Road
Guildford
GU1 4JS
Skullcandy.co.uk

CSA Group Testing and Certification, Inc.
2019-240024

R-C-Sbx-S2PAW

UK CA CE EAC KCC NOM

EN Skullcandy products are backed by a 1-year warranty. If it doesn't work the way we promised, we'll make it right. For details, questions, or Terms & Conditions visit U.S. & Canada only: use Skullcandy.com/warranty or call 1-866-AFSKULL. All other countries: visit Skullcandy.com/support/international-support

Many electronic devices can be impacted or disrupted, saving sensitive data and the environment. If you do not recycle, destroy all equipment without up or full-charged batteries. Improper disposal of lithium-ion batteries can cause fire, injury, or harm to the environment. Do not dispose of electronic equipment in fire or water. Do not dispose of electronic equipment in trash. Please do not throw any electrical equipment (including those marked with a wheelie bin symbol) in the trash.

Many Skullcandy products are designed to be recycled. Check your local laws and your nearbyear may also have containers