Skullcandy
USER GUIDE
Dime 2 Series

Dime 2

Scan to get started.
Balayez pour commencer.
Warranty information at: skullcandy.com/warranty
Renseignements sur la garantie à: skullcandy.com/warranty

Auto Pair Mode

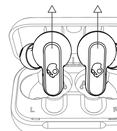

Pairing Mode
Mode Couplage
Modo De Vinculación
Modalità Di Accoppiamento
Modo Emparelhamento
Koppelmodus
Pairmodus
Pardannelsestilstand
Latauparin Muodostustila
Sammenkoblingsmodus
Parningsläge
Режим Сопряжения
配对模式
ペアリングモード
페이링 모드
وضع الإقران

Auto Power - On

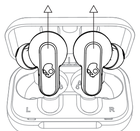

Power - On
On
Encendido
Accensione
Ligar
Ein
Aan
Tænd
Virta Päälle
Strøm Av
Ström Av
Включить
开机
電源 - On
전원 켜기
إيقاف التشغيل

Auto Power - Off

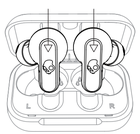

Power - Off
Off
Apagado
Spegnimento
Desligar
Aus
Uitzetting
Slik For Strøm
Pois
På
På
выключить Питание
关机
電源 - Off
끄기
إيقاف التشغيل

Charge Earbuds

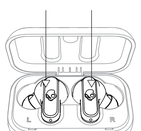

Charge Earbuds
Recharger Les Écouteurs
Audífonos De Carga
Carica Gli Auricolari
Carregar Auriculares
Kopfhörer Aufladen
Opladen Oordoppen
Ladad Hörselkåpor
Lataa Nappikuulokkeet
Lade Øreplugger
Ladda Öronsnäckor
Наушники С Аккумулятором
为耳机充电
イヤホンを充電
이어버드를 충전하세요
شحن سماعات الأذن

Charge Case

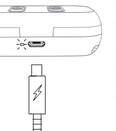

Charge Case
Recharger L'étui
Estuche De Carga
Carica La Custodia
Estojo De Carregamento
Hülle Aufladen
Oplaadetui
Opladeretui
Lataa Kotelo
Ladingsæske
Laddningsfodral
Чехол+аккумулятор
充电盒
充電ケース
케이스를 충전하세요
شحن العلبة

Pairing Mode

Left Side or Right Side
*Off Mode

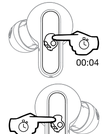

Pairing Mode
Modo Couplage
Modo De Vinculación
Modalità Di Accoppiamento
Modo Emparelhamento
Koppelmodus
Pairmodus
Pardannelsestilstand
Latauparin Muodostustila
Sammenkoblingsmodus
Parningsläge
Режим Сопряжения
配对模式
ペアリングモード
페이링 모드
وضع الإقران

Pair New Device

"Dime 2":

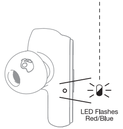

Pair New Device
Coupler Nouvel Appareil
Vincular Nuevo Dispositivo
Accoppia Nuovo Dispositivo
Emparelhar Novo Dispositivo
Mit Neuem Gerät Koppeln
Nieuw Apparaat Paren
Parzan Ny Enhet
Muodosta Uusi Laitepari
Sammenkoble Ny Enhet
Para Ny Enhet
Сопряжение Нового Устройства
配对新设备
新しいデバイスをペアリング
새 기기 짝맞추기
إقران جهاز جديد

Power - On

Left Side or Right Side

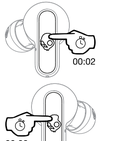

Power-On
On/off
Encendido
Accensione
Ligar
Ein
Aan
Tænd
Virta Päälle
Strøm Av
Ström Av
Включить
开机
電源 - On
전원 켜기
تشغيل

Power - Off

Left Side or Right Side

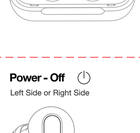

Power- Off
Off
Apagado
Spegnimento
Desligar
Aus
Uitzetting
Slik For Strøm
Pois
På
På
выключить Питание
关机
電源 - Off
끄기
إيقاف التشغيل

Play/Pause

Left Side or Right Side

Play/pause
Lecture/pause
Reproducir/pausar
Riproduci/pausa
Reproduzir/colocar Em Pausa
Wiedergabe/pause
Afspelen/pauzeren
Afspil/pause
Toisto/tauko
Spill/pause
Spela Upp/pausa
Воспроизведение/пауза
播放/暂停
再生 / 一時停止
재생/일시 정지
تشغيل/إيقاف مؤقت

Track Forward

Right Side

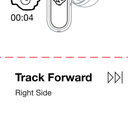

Track Forward
Piste Suivante
Adelantar
Brano Successivo
Faixa Seguinte
Nächster Titel
Volgend Nummer
Skift Til Næste Musiknummer
Kelaus Eteenpäin
Neste Spor
Nästa Ljudspår
Переключение На 1 Трек Вперед
下一曲目
次のトラックを再生する
다음 트랙으로
الانتقال إلى المسار التالي

Track Back

Left Side



Track Back
Piste Précédente
Retroceder
Brano Precedente
Faixa Anterior
Vorangehender Titel
Vorig Nummer
Muskinummer Tilbage
Kelaus Taakseapäin
Forige Spor
Byta Til Föregående Spår
Переключение На 1 Трек Назад
上一曲目
前のトラックを再生する
이전 트랙으로 돌아가
الانتقال إلى المسار السابق

Volume Up

Right Side

Volume Up
Volume +
Subir Volumen
Aumento Volume
Aumentar O Volume
Lautstärke Erhöhen
Volume Omhoog
Skru Op For Lydstyrken
Äänenvoimakkuuden Lisäys
Volum Opp
Öka Volymen
Увеличение Громкости
音量增大
音量を上げる
볼륨 높이기
رفع مستوى الصوت

Volume Down

Left Side

Volume Down
Volume -
Bajar Volumen
Réduzione Volume
Diminuir O Volume
Lautstärke Senken
Volume Omlaag
Skru Ned For Lydstyrken
Äänenvoimakkuuden Vähennys
Volum Ned
Sänka Volymen
Уменьшение Громкости
音量減少
音量を下げる
볼륨 낮추기
خفض مستوى الصوت

Answer/End

Left Side or Right Side



Answer/end
Répondre/fin
Responder/colgar
Resposta/fine
Atender/desligar
Annehmen/beenden
Besvar/afslut
Vastaus/lopetus
Svara/avlutt
Svara/lägg På
Ответить/закончить
接听/结束
応答 / 終了
전화 받기/끊기
الرد/إنهاء

Activate Voice Assistant

Left Side or Right Side

Activate Voice Assistant
Activer l'assistant vocal
Activar el asistente de voz
Attivare assistente vocale
Ativar assistente de voz
Sprachassistenten aktivieren
Stemmhjælp activeren
Aktivoi äänistyö
Aktivera röstassistent
Aktivera röstassistent
Активировать голосовой помощник
激活语音助理
ボイスアシスタントを
アクティベートする
음성 인식 기능 활성
تنشيط المساعد الصوتي

Clear Paired Device

Left OR Right Side
*Both Buds Powered ON
*Not Connected to Device

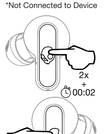

Reset Device
Réinitialiser l'appareil
Reiniciar el Dispositivo
Ripristina Dispositivo
Reinicie o Dispositivo
Rücksetzeinrichtung
Reset het Apparaat
Nulstil Enhed
Nollaa Laite
Nulstil Enhed
Återställ Enhet
Сброс устройства
重置设备
デバイスをリセットする
기기 재설정
إعادة ضبط الجهاز

Find With Tile™

Both Earbuds
*Tile App Required

Pair Tile™
Associer Tile™
Emparejar Tile™
Abbinare Tile™
Empareihar Tile™
Tile™ koppeln
Met Tile™ koppelen
Par med Tile™
Muodosta Tile™-laitepari
Sammenkobler med Tile™
Para Tile™
Привязать Tile™
配对 Tile™
Tile™ をペアリングする
Tile™ 페어링하기
زوج Tile TM

Charge Earbuds

Left Side or Right Side

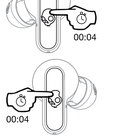

Charge Earbuds
Recharger Les Écouteurs
Audífonos De Carga
Carica Gli Auricolari
Carregar Auriculares
Kopfhörer Aufladen
Opladen Oordoppen
Ladad Hörselkåpor
Lataa Nappikuulokkeet
Lade Øreplugger
Ladda Öronsnäckor
Наушники С Аккумулятором
为耳机充电
イヤホンを充電
이어버드를 충전하세요
شحن سماعات الأذن

Charge Case

Charge Case
Recharger L'étui
Estuche De Carga
Carica La Custodia
Estojo De Carregamento
Hülle Aufladen
Oplaadetui
Opladeretui
Lataa Kotelo
Ladingsæske
Laddningsfodral
Чехол+аккумулятор
充电盒
充電ケース
케이스를 충전하세요
شحن العلبة

Pairing Mode

Left Side or Right Side
*Off Mode

Pairing Mode
Modo Couplage
Modo De Vinculación
Modalità Di Accoppiamento
Modo Emparelhamento
Koppelmodus
Pairmodus
Pardannelsestilstand
Latauparin Muodostustila
Sammenkoblingsmodus
Parningsläge
Режим Сопряжения
配对模式
ペアリングモード
페이링 모드
وضع الإقران

Pair New Device

"Dime 2":

Pair New Device
Coupler Nouvel Appareil
Vincular Nuevo Dispositivo
Accoppia Nuovo Dispositivo
Emparelhar Novo Dispositivo
Mit Neuem Gerät Koppeln
Nieuw Apparaat Paren
Parzan Ny Enhet
Muodosta Uusi Laitepari
Sammenkoble Ny Enhet
Para Ny Enhet
Сопряжение Нового Устройства
配对新设备
新しいデバイスをペアリング
새 기기 짝맞추기
إقران جهاز جديد

Power - On

Left Side or Right Side

Power-On
On/off
Encendido
Accensione
Ligar
Ein
Aan
Tænd
Virta Päälle
Strøm Av
Ström Av
Включить
开机
電源 - On
전원 켜기
تشغيل

Re-Sync Earbuds

Both Earbuds
*While On
*Bluetooth Disconnected

Re-sync earbuds
Re-synchroniser les écouteurs
Volver a sincronizar los auriculares
Riconnettere gli auricolari
Sincronizar novamente os fones de ouvido
Synchronisieren Sie die Ohrhörer erneut.
Synkroniser ørestøbninger igen
Synchroniseer de oordoppes opnieuw
Synkronoi korvanapit uudelleen
Synkronisera öronsnäckorna igen
Synkroniser ørepluggene på nytt
Повторно синхронизировать наушники
重新同步耳塞
イヤフォンを再同期する
이어 버드 재 동기화
إعادة مزامنة سماعات الأذن

EN Contains Li-ion battery. Battery must be recycled or disposed of properly.
FR Contient une batterie Li-ion.La batterie doit être recyclée ou jeté à correctement.
ES Contiene una batería Li-ion. La batería debe ser reciclada o desechada adecuadamente.

FCC Compliance Statement
This device complies with Part 15 of the FCC Rules. Operation is subject to the following two conditions: (1) this device may not cause harmful interference, and (2) this device must accept any interference received, including interference that may cause undesired operation.

Changes or modifications not expressly approved by the party responsible for compliance could void the user's authority to operate the equipment.

This equipment has been tested and found to comply with the limits for a Class B digital device, pursuant to Part 15 of the FCC Rules. These limits are designed to provide reasonable protection against harmful interference in a residential installation. This equipment generates, uses and can radiate radio frequency energy and, if not installed and used in accordance with the instructions, may cause harmful interference to radio communications. However, there is no guarantee that interference will not occur in a particular installation.
If this equipment does cause harmful interference to radio or television reception, which can be determined by turning the equipment off and on, the user is encouraged to try to correct the interference by one or more of the following measures:

EN Contains Li-ion battery. Battery must be recycled or disposed of properly.
FR Contient une batterie Li-ion.La batterie doit être recyclée ou jeté à correctement.
ES Contiene una batería Li-ion. La batería debe ser reciclada o desechada adecuadamente.

ISED Compliance Statement
This device contains licence-exempt transmitter(s)/receiver(s) that comply with Innovation, Science and Economic Development Canada's licence-exempt RSS(s). Operation is subject to the following two conditions: (1) This device may not cause interference,(2)This device must accept any interference, including interference that may cause undesired operation of the device.

L'émetteur/récepteur exempt de licence contenu dans le présent appareil est conforme aux CNR d'Innovation, Sciences et Développement économique Canada applicables aux appareils radio exempts de licence. L'exploitation est autorisée aux deux conditions suivantes :(1)L'appareil ne doit pas produire de brouillage; (2)L'appareil doit accepter tout brouillage radioélectrique subi, même si le brouillage est susceptible d'en compromettre le fonctionnement.

-- Reorient or relocate the receiving antenna.
-- Increase the separation between the equipment and receiver.
-- Connect the equipment into an outlet on a circuit different from that to which the receiver is connected.
-- Consult the dealer or an experienced radio/TV technician for help.

ISED Compliance Statement
This device contains licence-exempt transmitter(s)/receiver(s) that comply with Innovation, Science and Economic Development Canada's licence-exempt RSS(s). Operation is subject to the following two conditions: (1) This device may not cause interference,(2)This device must accept any interference, including interference that may cause undesired operation of the device.

Questions Visit: www.skullcandy.com Si vous avez des questions, allez sur : www.skullcandy.com Se tienes dudas, visita: www.skullcandy.com
Domande Visitare il sito: www.skullcandy.com Fragen Besuch: www.skullcandy.com Fazer perguntas: www.skullcandy.com
Voor vragen bezoek: www.skullcandy.com Vid spørgsmål se: www.skullcandy.com Vastauksia löytyy: www.skullcandy.com
For spørsmål, besøk: www.skullcandy.com Vid frågor, besök: www.skullcandy.com Если у вас возникнут вопросы, посетите: www.skullcandy.com
如有问题请访问：www.skullcandy.com 質問がある場合はこちらをご覧ください：www.skullcandy.com 문의 사항: www.skullcandy.com
www.skullcandy.com إذا كان لديك أي أسئلة، يرجى زيارة موقع www.skullcandy.com

Skullcandy
1 YEAR GLOBAL WARRANTY

1 Year Global Limited Warranty

United States of America and Canada Product Purchases Only
Skullcandy products are backed by a nationwide limited warranty. If a product is found to work the way we promised, we'll make it right. For Guarantee Claims, Questions and Terms & Conditions visit www.skullcandy.com/warranty or call us at 1-888-MYSKULL.

Garante Globale Limitée d'un An

Achats Effectués au Canada et Aux États-Unis Seulement
Les produits Skullcandy sont couverts par une garantie limitée d'un an. Si ça ne fonctionne pas comme promis, nous allons y remédier. Pour les réclamations de garantie, les questions et les conditions générales, visite le site www.skullcandy.com/warranty ou appelle-nous au 1-888-MYSKULL.

Product Purchases Outside The United States of America and Canada
Skullcandy products are backed by a 1-year limited warranty. If it doesn't work the way we promised, we'll make it right. For Guarantee Claims, Questions, and Terms & Conditions visit www.skullcandy.com/warranty or email us at hello@skullcandy.com.

Achats effectués à l'extérieur du Canada et des États-Unis
Les produits Skullcandy sont couverts par une garantie limitée d'un an. Si ça ne fonctionne pas comme promis, nous allons y remédier. Pour les réclamations de garantie, les questions et les conditions générales, visite le site www.skullcandy.com/warranty ou écris-nous à hello@skullcandy.com.

Compras de productos fuera de Estados Unidos de América y Canadá
Los productos Skullcandy cuentan con una garantía limitada de 1 año. Si no funciona como prometimos, lo arreglaremos. Para reclamaciones de garantía, preguntas y condiciones, visita www.skullcandy.com/warranty o envíanos un correo electrónico a hello@skullcandy.com.

Prodotti acquistati fuori dai Stati Uniti d'America e Canada
Prodotti con Skullcandy vengono garantiti per un periodo garante can 1 per. Ab hat not werd zoals we beloofd hebben, maken we ze goed. Voor garantieclaims, gebruikersvoorwaarden, vragen en algemene voorwaarden www.skullcandy.com/warranty of e-mail ons op hello@skullcandy.com.

Produtos para compra no Canadá
Skullcandy produtos são garantidos por um ano. Se não funcionar com base em tudo o que nós prometemos, iremos consertá-lo. Para garantias, consulte-nos em www.skullcandy.com/warranty ou entre em contato conosco em hello@skullcandy.com.

Produkter inkjøpte utenfor USA og Canada
Skullcandy produkter leveres med en begrenset garanti. Om de ikke fungerer som skissert vil de bli fikset. For garantikrav, bruksvilkår og generelle vilkår og betingelser besøk www.skullcandy.com/warranty eller send oss en epost på hello@skullcandy.com.

Produkter inköpta utanför USA och Kanada
Skullcandy produkter levereras med en begränsad garanti. Om de inte fungerar som utlovat åtgärdar vi det åt dig. For garantianspråk, frågor och villkor, besök www.skullcandy.com/warranty eller skicka ett mail till hello@skullcandy.com.

Compra de productos fuera de América y Canadá
Los productos Skullcandy están cubiertos por una garantía limitada de un año. Si los productos no funcionan como prometimos, los arreglaremos. Para reclamaciones de garantía, preguntas y condiciones, visita www.skullcandy.com/warranty o envíanos un correo electrónico a hello@skullcandy.com.

Achats à l'extérieur du Canada et des États-Unis
Les produits Skullcandy sont couverts par une garantie limitée d'un an. Si ça ne fonctionne pas comme promis, nous allons y remédier. Pour les réclamations de garantie, les questions et les conditions générales, visite le site www.skullcandy.com/warranty ou écris-nous à hello@skullcandy.com.

Produtos adquiridos fora da Venezuela Estado de Canada
Produtos com Skullcandy vendem produtos com uma garantia limitada de 1 ano. Não foi feito como nós prometemos, nós consertamos. Para reclamações de garantia, perguntas e termos e condições, visite www.skullcandy.com/warranty ou envie-nos um e-mail para hello@skullcandy.com.

Produkty zakupione poza Stanami Zjednoczonymi i Kanadą
Produkty Skullcandy są objęte ograniczoną gwarancją na 1 rok. Jeśli nie działa zgodnie z obietnicą, naprawimy to. Dla roszczeń w gwarancji, dotyczących Twoich praw i Warunków oraz Zasad, odwiedź www.skullcandy.com/warranty lub napisz do nas na adres hello@skullcandy.com.

Produktů zakoupených mimo Spojené státy a Kanadu
Na výrobek Skullcandy (zahrnuto)zaručuje 1-ročnou záruku. Pokud výrobek nefunguje tak, jak jsme slíbili, opravíme ho. Pro reklamace, dotazy a podmínky navštivte www.skullcandy.com/warranty nebo nás kontaktujte na adrese hello@skullcandy.com.

Produkty zakupione poza Stanami Zjednoczonymi i Kanadą
Produkty Skullcandy są objęte ograniczoną gwarancją na 1 rok. Jeśli nie działa zgodnie z obietnicą, naprawimy to. Dla roszczeń w gwarancji, dotyczących Twoich praw i Warunków oraz Zasad, odwiedź www.skullcandy.com/warranty lub napisz do nas na adres hello@skullcandy.com.

Покупки продукции вне Америки Соединенных Штатов и Канады
Продукция Skullcandy имеет ограниченную гарантию сроком на 1 год. Если продукция не соответствует заявленным характеристикам, мы ее заменим. Для гарантийных обязательств, условий и положений посетите www.skullcandy.com/warranty или напишите нам на hello@skullcandy.com.

Покупки вне Соединенных Штатов Америки и Канады
Продукция Skullcandy имеет ограниченную гарантию сроком на 1 год. Если продукция не соответствует заявленным характеристикам, мы ее заменим. Для гарантийных обязательств, условий и положений посетите www.skullcandy.com/warranty или напишите нам на hello@skullcandy.com.

美国及加拿大以外地区购买产品
Skullcandy产品享有一年有限保证。如果产品没有按承诺运行，我们会更换或修复。有关保证声明、条款和条件，请访问www.skullcandy.com/warranty或发送电子邮件至hello@skullcandy.com。

美国及加拿大以外地区购买产品
Skullcandy產品享有一年有限保證。如果產品沒有按承諾運行，我們會更換或修復。有關保證聲明、條款和條件，請訪問www.skullcandy.com/warranty或發送電子郵件至hello@skullcandy.com。

美国及加拿大以外地区購買產品
Skullcandy產品享有一年有限保證。如果產品沒有按承諾運行，我們會更換或修復。有關保證聲明、條款和條件，請訪問www.skullcandy.com/warranty或發送電子郵件至hello@skullcandy.com。

米国およびカナダ以外で製品を購入された場合
Skullcandyの製品には1年間の限定保証が付いています。お約束通りに機能しない場合には修理させていただきます。ご保証クレーム、ご質問、ご規約については、www.skullcandy.com/warranty にアクセスするか、メールを送ってください。hello@skullcandy.com宛てにメールを送ってください。

미국 및 캐나다에서 판매된 제품에 대한 보증
Skullcandy 제품은 전국 보증 기간이 1년입니다. 제품이 약속한 대로 작동하지 않는 경우 수리해 드리겠습니다. 보증 청구, 질문 및 이용 약관에 대한 자세한 내용은 www.skullcandy.com/warranty 또는 1-888-MYSKULL 로 전화하십시오.

LIMITED WARRANTY FOR SALES IN AUSTRALIA: Against defects for 1 year from the date of purchase. Product will be replaced or refunded at our option. At your cost, return either product and Proof of Purchase to Skullcandy at 60 Centennial Circuit Byron Bay, 2481 NSW, Australia Ph 02 6639 3000. Further details at www.skullcandy.com.au or contact Customer Service at 1300 754 263 or 02 6639 3000. Our goods come with guarantees that cannot be excluded under the Australian Consumer Law. You are entitled to a replacement or refund for a major failure and for compensation for any other reasonably foreseeable loss or damage. You are also entitled to have the goods repaired or replaced if the goods fail to be of acceptable quality and the failure does not amount to a major failure.

SIMPLIFIED EU DECLARATION OF CONFORMITY
Hereby Skullcandy Innovation GmbH declares that the radio equipment type (Model: S2DBW) is in compliance with Directive 2014/53/EU. The full text of the EU declaration of conformity is available at the following internet address: skullcandy.com/product-documents

DÉCLARATION DE CONFORMITÉ SIMPLIFIÉE DE L'UE
Par la présente, Skullcandy Innovation GmbH déclare que le présent type d'équipement radioélectrique (modèle: S2DBW) est conforme à la directive 2014/53/UE. Le texte complet de la déclaration de conformité UE est disponible à l'adresse Internet suivante: skullcandy.com/product-documents

DECLARACIÓN DE CONFORMIDAD SIMPLIFICADA DE LA UE
Por la presente, Skullcandy Innovation GmbH declara que el tipo de equipo de radio (Modelo: S2DBW) cumple con la Directiva 2014/53/UE. El texto completo de la declaración de conformidad de la UE está disponible en la siguiente dirección de Internet: skullcandy.com/product-documents

VEREINFACHTE EU-KONFORMITÄTSERKLÄRUNG
Hiermit erklärt Skullcandy Innovation GmbH das Funkgerätetyp (Modell: S2DBW) der Richtlinie 2014/53 / EU entspricht.Der vollständige Text der EU-Konformitätserklärung ist unter folgender Internetadresse abrufbar: skullcandy.com/product-documents

FORENKLET EU-OVERENSSTEMMELSE
Hermed erklærer Skullcandy Innovation GmbH at radioutstyret (Modell: S2DBW) er i samsvar med direktiv 2014/53 / EU.Den fullstendige EU-overensstemmelseserklæringen er tilgjengelig på følgende internetadresse: skullcandy.com/product-documents

FÖRENKLAD EU-FÖRSÄKRAN OM ÖVERENSSTÄMMELSE
Härmed intygar Skullcandy Innovation GmbH att radioutrustningen (Modell: S2DBW) är i överensstämmelse med direktiv 2014/53 / EU.Den fulla texten till EU-överensstämmelseförklaringen finns på följande internetadresse: skullcandy.com/product-documents

Hardware Version:
TWS2U_R0_C_REV.E2
TWS2U_R0_R_REV.F
SWM2_R0 (A Charging Case)
Software Version:
V1.1.0.8 (earbuds)

© 2021 Skullcandy, Inc.
Skullcandy.com/patent-information

Dime 2

MODEL: S2DBW
S2DBBL
FCC ID: 2AJ5Q-S2DBW
IC: 10486A-S2DBW

EN Made in Vietnam.
FR Fabriqué au Vietnam.
ES Hecho en Vietnam.
ZH 越南制造

R-C-Sku-S2DBW

Skullcandy.com

Americas
Skullcandy, Inc.
6301 N Landmark Dr.
Park City, UT 84098 U.S.A.
Skullcandy.com

Canada
Skullcandy Canada ULC
329 Railway St. Unit 205
Vancouver, BC, V6A 1A4 Canada
Skullcandy.ca

Europe
Skullcandy Europe BV
Postbus 425
5500AK Veldhoven
Nederland
Skullcandy.eu

Skullcandy UK LTD
Andrews House
College Road
Guildford
GU1 4QB
Skullcandy.co.uk

Mexico
Skullcandy Mexico S de RL de CV
Anatolides 218
Polanco IV Section, Miguel Hidalgo
11550, Mexico City, Mexico
Skullcandy.mx