

# 产 品 说 明 书

## Product Instruction Manual

产品名称: LED 筒灯

Product Name: LED downlight

型号编码: 53166161-A

Model No.: 53166161-A

生产商: 广东德豪润达电气股份有限公司

Manufacturer: Elec-tech International.,Co.Ltd

地 址: 广东省珠海市唐家湾镇金凤路 1 号

Address: Guangdong Province Zhuhai City, Tanjiawan, No.1 Jinfeng Rd

电 话 Tel: 0756-3390990

传 真 Fax: 0756-3390778


目 录

- 1. 产品简介 Product Introduction-----3
  - 1.1. 产品描述: Product Description -----3
  - 1.2. 产品示意图-----3
- 2. 产品特性-----3
  - 2.1. 产品特点 Product characteristic -----3
  - 2.2. 技术参数 Specification-----4
  - 2.3. 配光性能 Light Distribution -----4
- 3. 使用方法 Method of application-----5
  - 3.1. 安装说明 Installation instruction-----5
  - 3.2. 安装示意图 Installation schematic diagram-----6
  - 3.3. 维护说明 Maintenance Instruction-----7
- 4. 环境要求 Environmental requirement-----7
- 5. 产品执行标准 Product carried standard-----7
- 6. 包装说明 Package instruction-----7
  - 6.1. 包装规格 Package specification-----7
  - 6.2. 包装清单 Package list -----7

## 1. 产品简介 Product Introduction

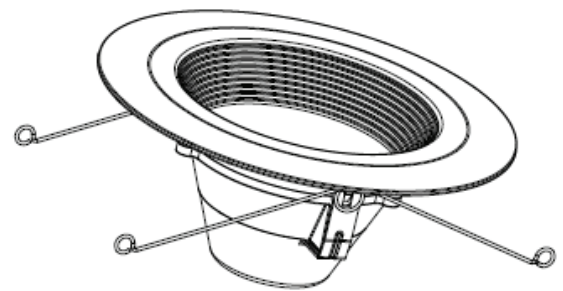
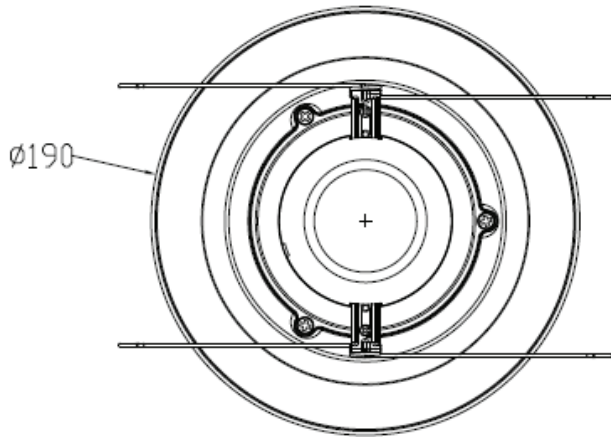
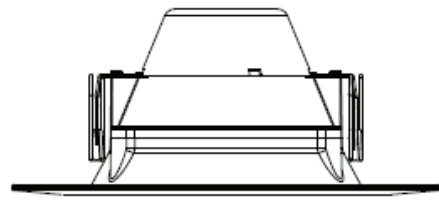
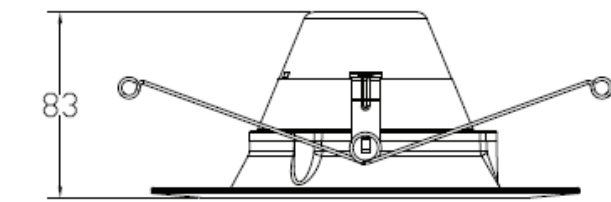
1.1. 产品描述: Product Description :  
(配实物图 with physical map)

1. 外形尺寸:190\*83mm.  
Dimension: 190\*83mm.
2. 外壳为 AL+PBT  
Housing AL+PBT
3. 外置电源.  
Remote driver
4. 高亮 LED 灯珠.  
High efficacy LED



1.2. 产品示意图:

**Product schematic diagram:**



## 2. 产品特性 Product features

### 2.1. 产品特点 Product characteristic :

- a. 长寿命 5 万小时以上;  
Long lifetime (above 30,000hrs)
- b. 高效节能环保;  
High efficiency, energy saving, environmental friendly
- c. 耐冲击,抗震能力强,无紫外线和红外线辐射 ;  
Impact resistant, shock resistant, no UV and IR radiation
- d. 绿色环保,无有害气体排放,使用热量低,安全可靠。  
Green Initiative, no harmful gas is emitted, low heat is generated while used, safe and reliable .
- e. 光色纯正,使用过程中无频闪,提供更好的视觉感受,保护人眼视力。  
Authentic and pure light color, no flicker, protecting your eyes while providing better visual enjoyment.

### 2.2 技术参数 Specification

项目 /单位		参数
<b>电气参数 Electronic ratings</b>		
整灯功率 /W	Rated Power/W	11W
输入电压 /V	Rated Input voltage/V	AC 120V
工作频率/Hz	Frequency/Hz	60Hz
电源效率/%	Rated Power efficiency	>85%
功率因数 (PF)	Rated Power Factor	>0.9
调光方式	Dimming method	Zigbee 调光调色
<b>光源参数 Photometric ratings</b>		
LED 类型/数量	LED Type/Quantity	2835/26pcs
整灯光通量 /Lm	Lumen	670lm
色温/K	Temprature/K	2700K-5000K

显色指数/Ra	CRI	≥90
<b>物理参数 Physical information</b>		
材质	Material	AL、PBT
工作温度	operating temperature	-25℃~40℃
储存温度	storage temperature	-40~60℃。
防护等级	IP rating	IP20
灯具规格(L×W×H)/mm Luminaire dimension(L×W×H)/mm		190*83mm
净重/g	Net weight	0.38Kg
设计寿命 /hrs	Lifetime/hrs	50000h

### 3 使用方法 Method of application

#### 3.1 操作使用方法

A.将灯具和网关同时通电.

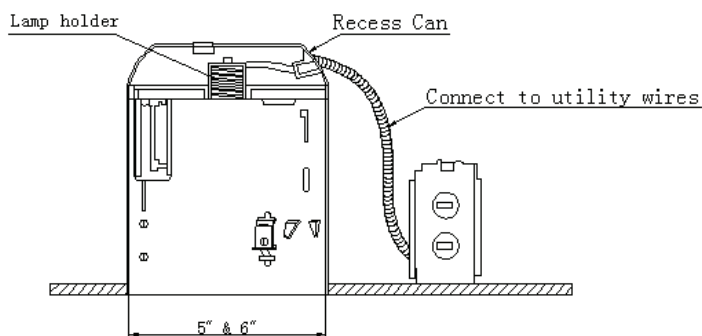
B.进行配对（配对成功，灯具闪烁几下）

C.配对成功，打开 APP 界面可进行开关，调光，调色操作

#### 3.2 安装示意图(A) Installation schematic diagram(A)

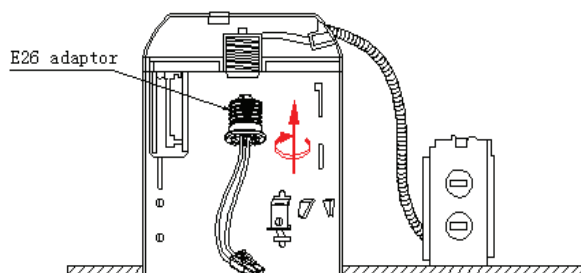
A 切断电源，检查安装筒尺寸。

A:Turn off the power supply. Check the dimension of recessed can and the lamp holder type to see whether the retrofit kit can fit the luminaire.

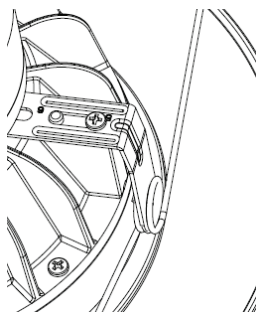


B:将 E26 灯头旋进并旋紧

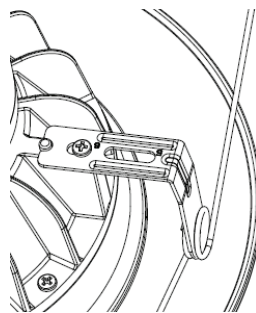
B: crew clockwise the E26 adaptor into the lamp holder. Tighten.



C:通过安装筒选择弹簧固定片的孔位，5 寸筒孔位如左下图，6 寸筒如右下图。



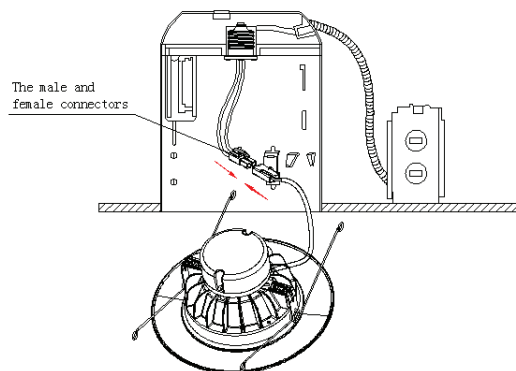
5 寸筒



6 寸筒

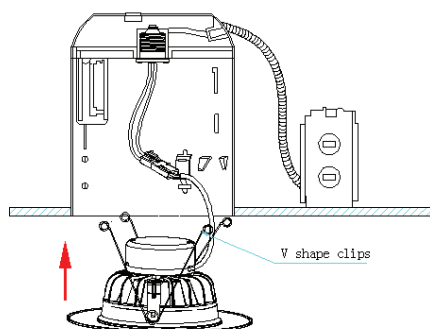
D:连接好连接器。

D: Connect the male to the female connector.



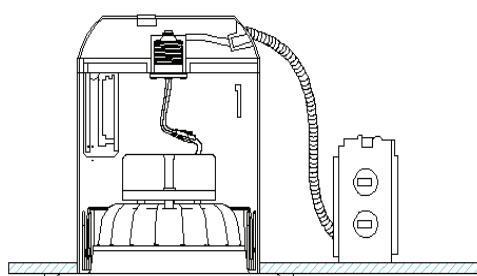
E:将筒灯装进安装筒并卡紧。

E: Squeeze the “V shape” clips to match the grooves on the inside of the can, and slide the luminaire up into the can firmly.



F:导通电源

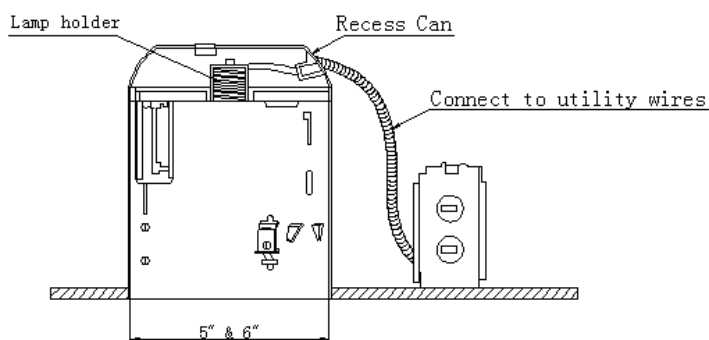
F: Make sure the trim ring is flush with ceiling. Turn on the light to check the luminaire working status.



### 3.2 安装示意图(B) Installation schematic diagram(B)

A 切断电源，检查安装筒尺寸。

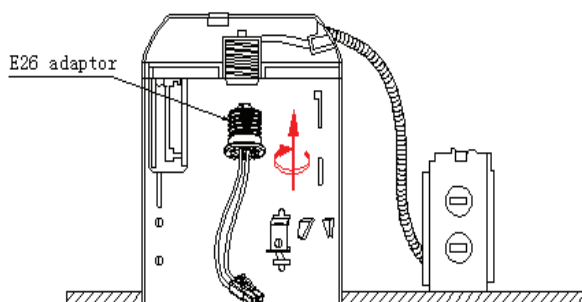
A: Turn off the power supply. Check the dimension of recessed can and the lamp holder type to see whether the retrofit kit can fit the luminaire.



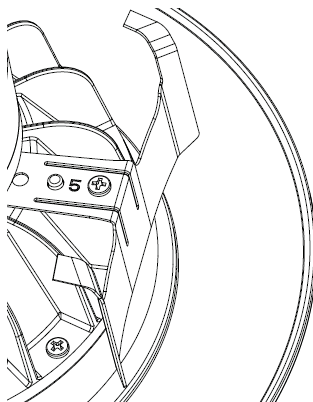
Picture 1

B: 将 E26 灯头旋进并旋紧

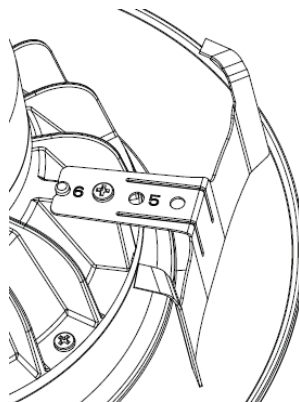
B: crew clockwise the E26 adaptor into the lamp holder. Tighten.



C: 通过安装筒选择弹簧固定片的孔位，5 寸筒孔位如左下图，6 寸筒如右下图。



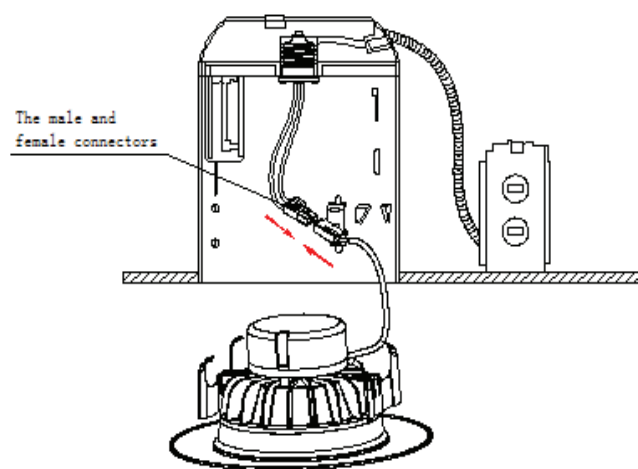
5 寸筒



6 寸筒

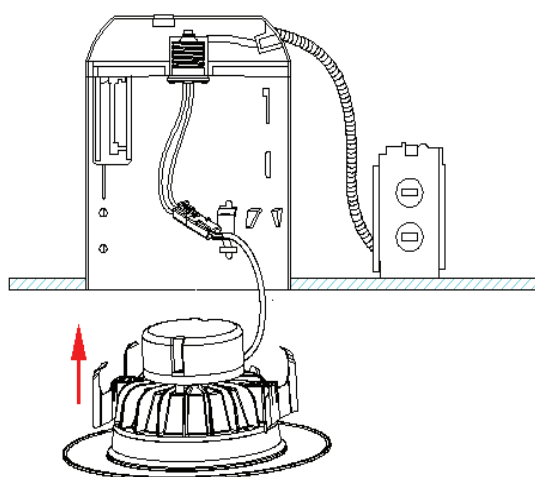
D:连接好连接器。

D: Connect the male to the female connector.



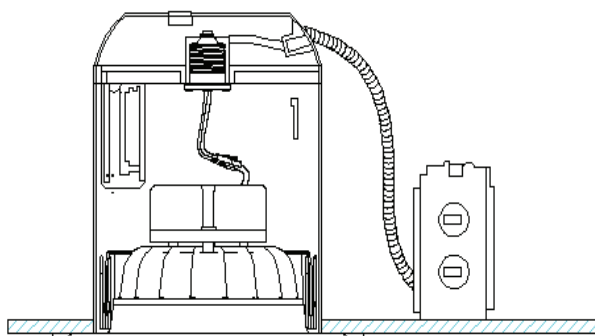
E:将筒灯按箭头方向装进安装筒中。

E: slide the luminaire up into the can firmly.



E:导通电源

E: Make sure the trim ring is flush with ceiling. Turn on the light to check the luminaire working status.



### 3.3 维护说明 Maintenance Instruction

\*为延长使用寿命请勿使用酒精等挥发性溶剂擦拭灯体；

\*Do Not use volatile solvent such as alcohol to clean the troffer.

\*清洁时可以使用柔棉布沾肥皂水拧干后擦拭灯体；

\*Use soft cotton cloth with suds to clean the troffer .

\*非专业人士请勿拆修灯具；

\*Non-professional do Not attempt to take apart and repair the troffer .

\*不可拆卸软缆或软线，如果损坏须请专业人士或制造厂商更换。

\*No disassemble the soft cord, if broken, please invite professional personnel or ask the manufacturer to change

## 4 环境要求 Environmental requirement

使用环境温度 Operating temperature: -25~40℃；

存贮环境温度 Storage temperature: -40~80℃。

## 5 产品执行标准 Product carried standard

UL1598-2008

UL8750

## 6 包装说明 Package instruction

### 6.2 包装规格 Package specification

包装盒尺寸 Package size	L215*W92*H217mm
灯具数量/箱 Lamp Qty./box	1 套/箱 1set/CTN
净 重 Net weight	0.38Kg
毛 重 Gross weight	0.45Kg

### 6.3 包装清单 Package list :

物品名称 Item	数量 Quantity
筒灯 Ceiling light	1
产品配件包 Accessories	1
说明书 Manual	1

---

## **FCC Statement**

This equipment has been tested and found to comply with the limits for a Class B digital device, pursuant to Part 15 of the FCC Rules. These limits are designed to provide reasonable protection against harmful interference in a residential installation. This equipment generates uses and can radiate radio frequency energy and, if not installed and used in accordance with the instructions, may cause harmful interference to radio communications. However, there is no guarantee that interference will not occur in a particular installation. If this equipment does cause harmful interference to radio or television reception, which can be determined by turning the equipment off and on, the user is encouraged to try to correct the interference by one or more of the following measures:

- Reorient or relocate the receiving antenna.
- Increase the separation between the equipment and receiver.
- Connect the equipment into an outlet on a circuit different from that to which the receiver is connected.
- Consult the dealer or an experienced radio/TV technician for help.

This device complies with part 15 of the FCC Rules. Operation is subject to the following two conditions: (1) This device may not cause harmful interference, and (2) this device must accept any interference received, including interference that may cause undesired operation.

Changes or modifications not expressly approved by the party responsible for compliance could void the user's authority to operate the equipment.

The distance between user and products should be no less than 20cm

## **IC STATEMENT**

This device complies with Industry Canada licence-exempt RSS standard(s). Operation is subject to the following two conditions: (1) this device may not cause interference, and (2) this device must accept any interference, including interference that may cause undesired operation of the device.

Le présent appareil est conforme aux CNR d'Industrie Canada applicables aux appareils radio exempts de licence. L'exploitation est autorisée aux deux conditions suivantes : (1) l'appareil ne doit pas produire de brouillage, et (2) l'utilisateur de l'appareil doit accepter tout brouillage radioélectrique subi, même si le brouillage est susceptible d'en compromettre le fonctionnement.

The distance between user and products should be no less than 20cm

La distance entre l'utilisateur et de produits ne devrait pas être inférieure à 20cm