天 线 规 格 书

Antenna datasheet

日期
DATE: 2025.04.28

版本
REV.: V1.0

客 户
CUSTOMER: 德明通讯（上海）有限公司

客 户 料 号
CUSTOMER P/N:

品 名
PART NAME: SD-W01

供 方 料 号
SUPPLIER P/N: F01-7229-R0A

送样日期 **Date:** 送样数量 **Q'TY:** **Pcs**

客户确认 **CUSTOMER APPROVED BY**		
工程研发部	生产采购部	承认
ENGINEER R&D DEPT	BUSSINESS DEPT	APPROVED BY

供方确认 **SUPPLIER SIGNATURE**		
研发部	工程部	批准
ENGINEER R&D DEPT	ENGINEER R&D DEPT	APPROVAL

Index

1. RF Fixture Experiment 3
1.1 Test Setup 3
1.2 UE configuration 4
2. Test Result 5
2.2 Passive Test Result(S parameters) 6-7
2. 2 Active Test Result(TRP TIS) 8
3. Mechanical instruction 9
4. Packing 10

1. RF Fixture Experiment

1.1 Test Setup

1.1.1 VNA Test Setup

VSWR and Return Loss measurements (S11) were performed using an KeySight E5071C Network Analyzer. The isolation between antennas is also teste. The testing was performed with apparatus in free space.

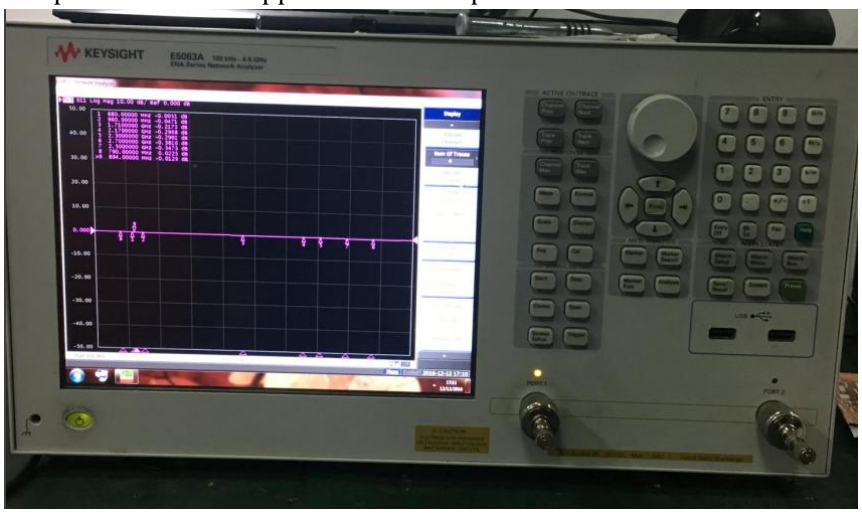

1.1.4 Anechoic Chamber Test Setup

When we test Gain and Efficiency of the antenna, we will use the ETS 3D chamber.
The chamber provides test frequency from 400MHz to 6GHz.The real test environment is showing as following picture





1.2 UE configuration

1.2.1 Antenna location pictures



1.2.2 RF matching for different antennas

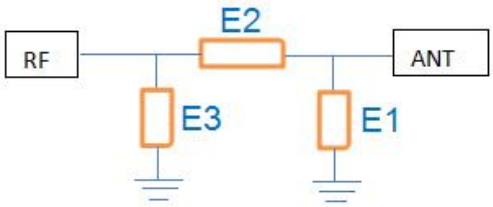

E1(0201)	NA
E2(0201)	0 欧姆
E3(0201)	NA

1.2.3 Environmental treatment



2. Test Result

2.2 Passive Test Result(S parameters)

S11

Efficiency

Freq (MHz)	Effi (%)	Gain (dBi)
2400	45.51	3.66
2410	44.88	3.58
2420	52.11	3.89
2430	51.54	3.92
2440	52.4	3.67
2450	53.21	3.84
2460	52.39	4.00
2470	51.83	3.9
2480	48.81	3.85
2490	47.05	3.65
2500	47.36	3.94

2D&3D

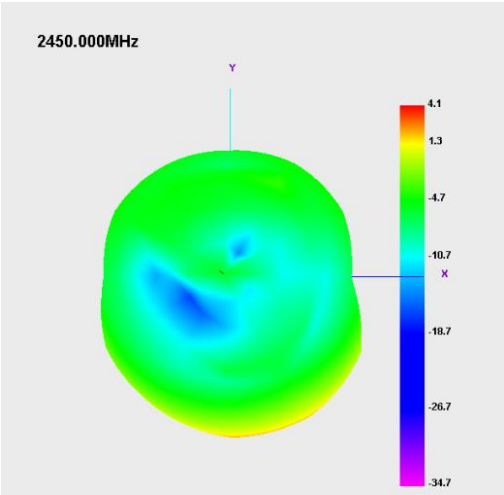
2450.000MHz
Y
X
4.1
1.3
-4.7
-10.7
-18.7
-26.7
-34.7

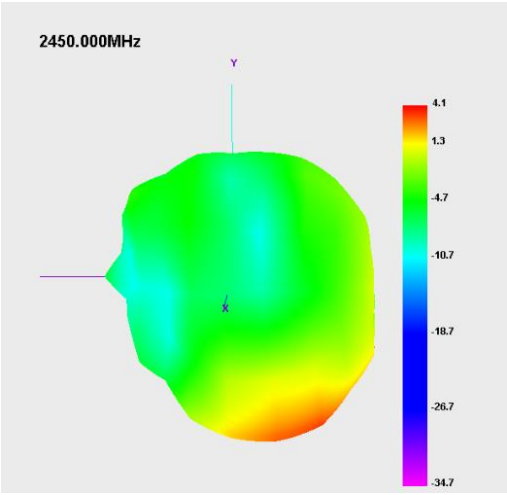
2450.000MHz
Y
X
4.1
1.3
-4.7
-10.7
-18.7
-26.7
-34.7

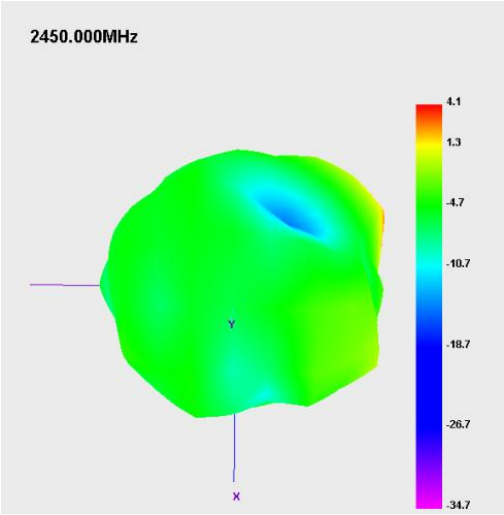
2450.000MHz
Y
X
4.1
1.3
-4.7
-10.7
-18.7
-26.7
-34.7

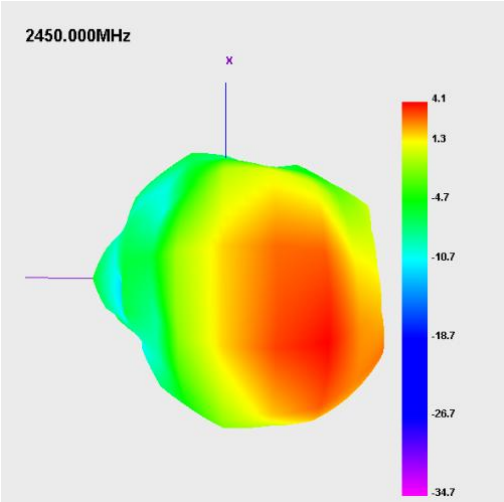
2450.000MHz
X
4.1
1.3
-4.7
-10.7
-18.7
-26.7
-34.7

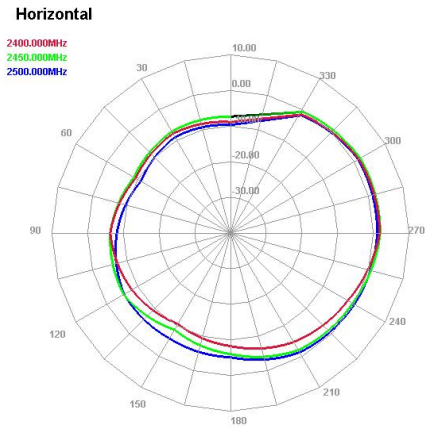
Horizontal
2400.000MHz
2450.000MHz
2500.000MHz
10.00
0.00
-20.00
-30.00
30
330
60
300
90
270
120
240
150
210
180

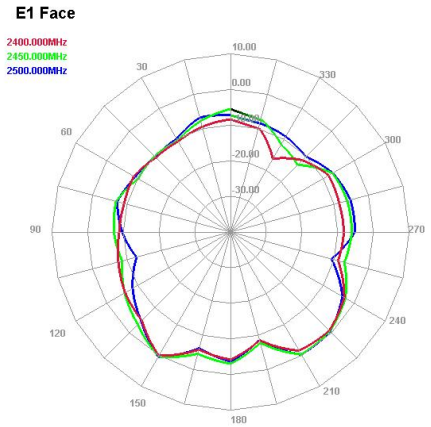
E1 Face
2400.000MHz
2450.000MHz
2500.000MHz
10.00
0.00
-20.00
-30.00
30
330
60
300
90
270
120
240
150
210
180

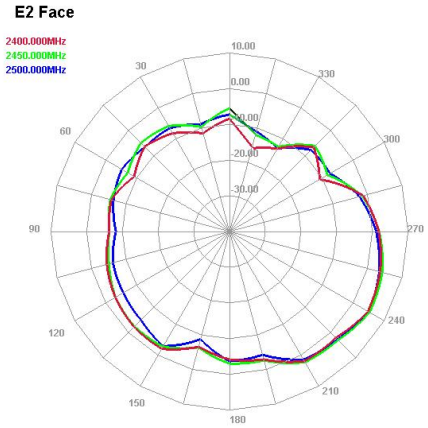
E2 Face
2400.000MHz
2450.000MHz
2500.000MHz
10.00
0.00
-20.00
-30.00
30
330
60
300
90
270
120
240
150
210
180

由 Autodesk 教育版产品制作

RoHS
Compliant
G P

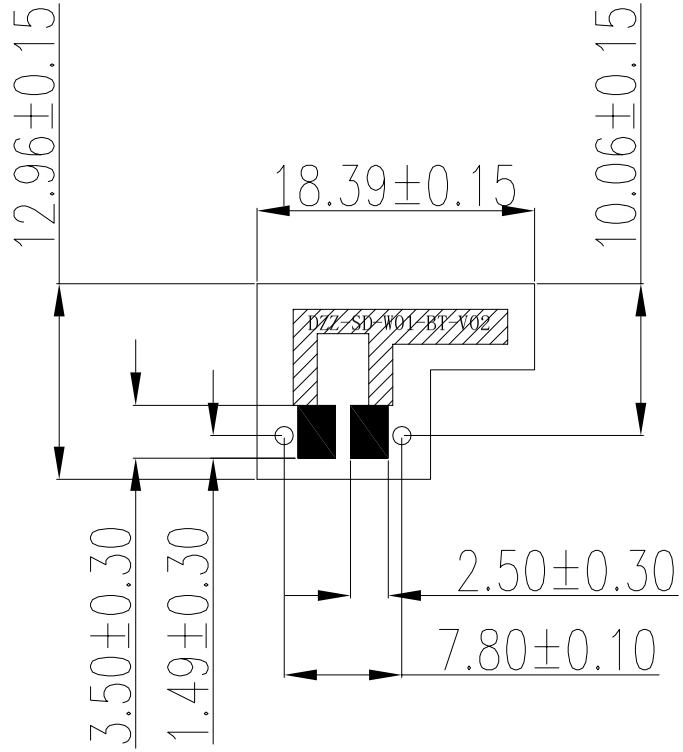

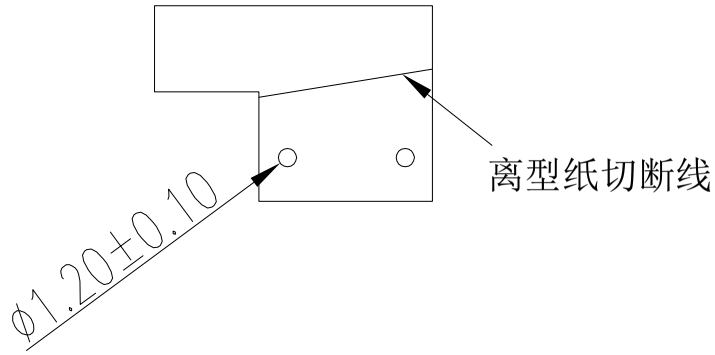

备注：
1.FPC材料：0.5oz电解铜，0.5mil PI基材，单面板；
2.馈点处理：镀金；
3.表面处理：黑色；
4.背胶：3M9471LE,包装方式：单片；
5.丝印字体：白色；
6.未注公差尺寸，模具冲出尺寸公差为±0.1，铜箔线条尺寸公差为±0.05，表重点的孔公差为±0.05；
7.涂 ▨ 为铜箔线路，图纸上小孔是过孔，涂 ■ 的为馈点区域；
8.安规要求：ROHS；
9.品质要求按照南斗星《IQC进料检验规范》执行。

Rev	Description	Date	Remark
A	New drawing		

深 圳 得 自 在 科 技 有 限 公 司
SHEN ZHEN Be Comfortable CO.,LTD

Third Angle				Project	SD-W01	Date	2025.4.24
0～10	±0.05	○	0.02	Part Name	BT	Designed by	
10～18	±0.10	◎	ø0.03	Part No.	F01-7229-R0A	Checked by	MD 田进
18～30	±0.12	⊥	0.02	Material	FPC		RF 冯惠平
30～40	±0.15	▱	0.04	DWG No.		Approved by	
40~	±0.20	Angle	±0.5°			Unit mm	Scale 1：1 Rev A
Location	N/A						

由 Autodesk 教育版产品制作

由 Autodesk 教育版产品制作

产品包装规范

日期: 2025.4.24

成品类型：FPC天线	版本: A
	客户：德明

一：成品天线

二：用PE袋包装，一袋装200pcs。



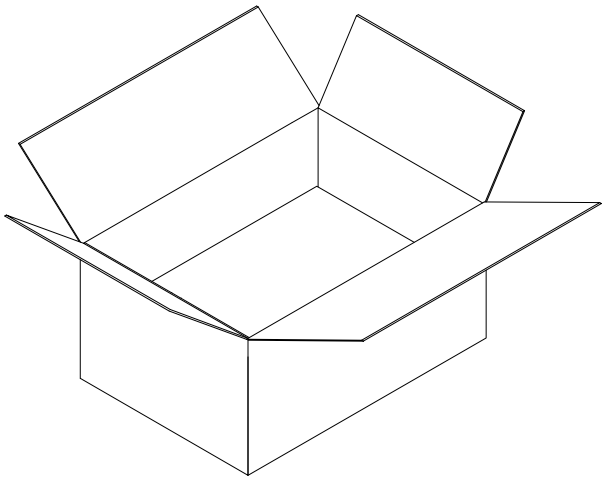

三：装一箱，一箱装12000PCS（以实际包装为准）

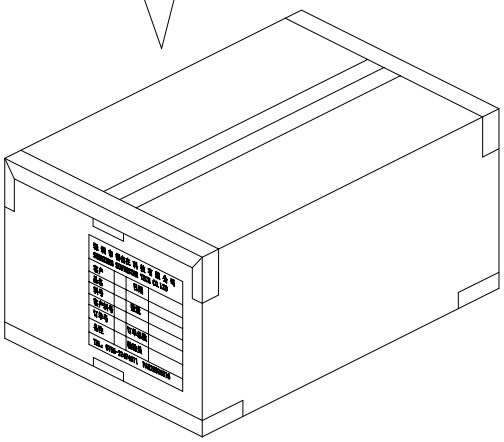

四：封箱,外箱贴我司生产标签和ROHS标签.

批准:_____ 确认:_____ 拟制: 田进

由 Autodesk 教育版产品制作