


IDRO POKEMON WIRELESS CHARGER

IDRO POKEMON WIRELESS CHARGER INSTRUCTION MANUAL



Company: IDRO.Co.,Ltd.
Product name: IDRO WIRESS CHARGER
Model name: IDROWC-100
Manufacturer/Country: IDRO.Co.,Ltd./Korea

Safety information

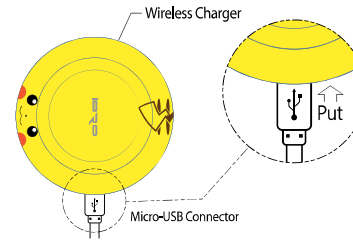
Please read this important safety information before you use the device. It contains general safety information for devices. Follow the warning and caution information to prevent injury to yourself or others and to prevent damage to your device.

Warning

Failure to comply with safety warnings and regulations can cause serious injury or death.
Do not use damaged power cords or plugs, or loose electrical sockets.
Unsecured connections can cause electric shock or fire.
Do not touch the device, power cords, plugs, or the electric socket with wet hands or other wet body parts.
Doing so may cause electric shock.
Do not pull the power cord excessively when disconnecting it.
Doing so may cause electric shock or fire.
Do not bend or damage the power cord.
Doing so may cause electric shock or fire.
Do not use the device near coins, keys, accessories or metal material.
The device may cause heat.
Stop using when the device overheats.
Do not drop or cause an impact to the device.
Handle and dispose of the device with care.
Do not store your device near or in heaters, microwaves, hot cooking equipment, or high pressure containers.
Do not bite or suck the device.
Do not use the device as other use except for wireless charger use.
Do not use or store your device in areas with high concentrations of dust or airborne materials.
Dust or foreign materials can cause your device to malfunction and may result in fire or electric shock.

How to use

1. Connect power with IDRO wireless charger after connecting AC adapter-AC adapter is sold separately.



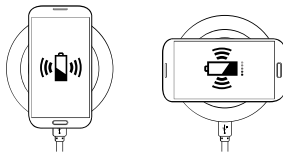
- (i) You must use AC Adapter which is original and above 5V/2.0A appointed by IDRO.
If you use inappropriate adapter, it may cause malfunction such as not charging or charging very slowly.
Also, please do not connect with other smart phone charger or other device with low power with this 5V/2.0A AC Adapter
Doing so may cause fire or explosion.

- (ii) You can check the state of charging by seeing LED on the device. If LED do not working correctly or do not charging properly, please reconnect the device with power.

LED indications

Charging Waiting	Charging properly	Abnormal Charging	Finish Charging
No LED sign	flickering Green LED	flickering Red LED	turn on Green LED

2. Put your smart phone on the middle of the device.
(Need to use a patch or case for wireless charge if you don't use a smart phone which support wireless charging function such as Samsung Galaxy S6, Galaxy S6 Edge, Galaxy Note 5.)



▲ (Example)

3. Separate AC Adapter from IDRO wireless charger when the charging is finished.
(i) State-of-charge can be checked by your smart phone display.
- It may not charge properly if there are foreign materials between your smart phone and IDRO wireless charger.
- You cannot watch DMB during charging.
- If you use IDRO wireless charger in the areas with the low signal, it may cause low reception rate of your smart phone.

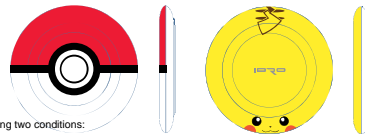
The device is compatible with WPC certificated products.

Specifications

Items	Specification
Method of Charging	Magnetic induction Method
Input Power	DC 5V/2A micro USB AC/DC Adapter
Output Power	Max. 5W [5V, 1A]
Frequency	110 ~ 250 kHz
Physical Dimension	ø96 x 14.7(H)mm
Operating Temperature	0°C ~ + 55°C
Weight	101g

Rightness

©1997 Nintendo, Creatures, GAME FREAK, TV Tokyo, ShōPro, JR Kikaku, ©Pokémon.
Pokémon, Pokémon are the brand of Nintendo.



This device complies with part 15 of the FCC Rules. Operation is subject to the following two conditions:

- (1) This device may not cause harmful interference, and
- (2) This device must accept any interference received, including interference that may cause undesired operation

Note : This equipment has been tested and found to comply with the limits for a digital device, pursuant to part 15 of the FCC Rules.

These limits are designed to provide reasonable protection against harmful interference when the equipment is operated in a commercial environment.

This equipment generates, uses, and can radiate radio frequency energy and, if not installed and used in accordance with the instruction manual, may cause harmful interference to radio communications.

Operation of this equipment in a residential area is likely to cause harmful interference in which case the user will be required to correct the interference at his own expense.

제품보증서

서비스에 대하여

- 제품 (중요이디로에서는 동봉된 소책자 분장해결 기준(공정거래위원회 고시)에 따라 이해의 없이 제품에 대한 보증을 실시합니다.)
- 제품의 고장 발생 시 구입처로 연락 또는 (중요이디로 서비스센터나 지정된 협력사로 방문하십시오)
- 보증 약속은 요구일로부터 7일 이내에 통보해 드리고, 최대 보증은 종료일로부터 34일 이내에 적용 하 드립니다.

무상서비스

- 보증기간 (1년) 이내에 정상적인 사용 상태에서 발생한 고장의 경우 무상 서비스를 받을 수 있습니다 (배고양인, 배개형, 고장원은 제외함)
- 본 제품을 사용할 목적으로 판매하여 사용될 경우 보증기간은 6개월로 단축됩니다

유상서비스

- 제품의 고장이 아닌 경우 서비스를 요청하면 보증기간에 관계없이 요금이 발생할 수 있으므로 사용유형시를 먼저 확인하십시오.

소비자 피해 유형

보상 내용
보증 기간 이내

1. 소비자의 과실로 인한 경우

- 소비자가 임의로 분해, 개조하거나 사용상의 부주의(과수, 과충, 손상)로 고장이 발생한 경우
- (중요이디로의 가시 또는 지정된 협력사 가시 아닌 사람이 수리하여 고장이 발생한 경우
- 당사에서 매지정된 소프트웨어, 하드웨어 사용에 의해 고장이 발생한 경우(금속물건, 충전기, 배터리, 카메라 등)
- 사용방법서의 주의사항을 지키지 않아 발생한 경우

2. 고장의 경우

- 천재지변(화재, 침수, 낙하 등)에 의한 고장의 발생한 경우
- 소모품 부품의 수명이 다한 경우(배터리, 충전장치 및 각종 부속품 등)

443-270 경기도 수원시 영통구 광교로 156 (이의동) 광교비즈니스센터 305호 전화 031-225-7883 팩스 031-225-7886 홈페이지 www.idro.co.kr