| REV. | DESCRIPTIONS | ZONE | ECN NO. | DWN.BY/DATE | APP'D. BY/DATE |
|---|---|---|---|---|---|
| A | ORIGINAL DRAWING | | | ATR | APP'D. BY/DATE |
| B | FCC STICKER PLACEMENT | | | DML / 11.13.2009 | RZ / 11.13.2009 |

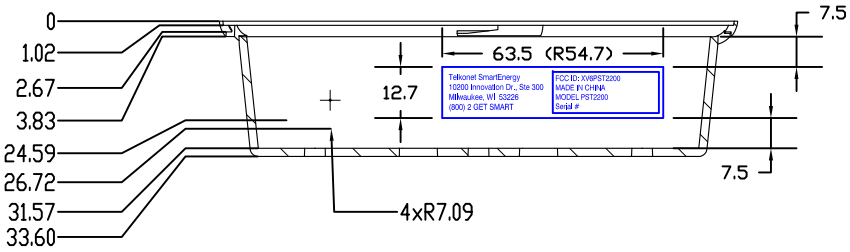


SECTION A-A
SCALE 1 : 2

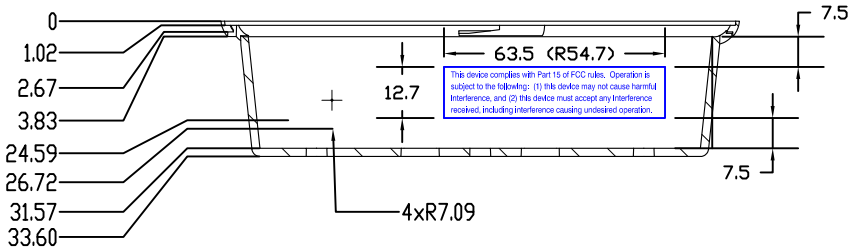


SECTION B-B
SCALE 1 : 2

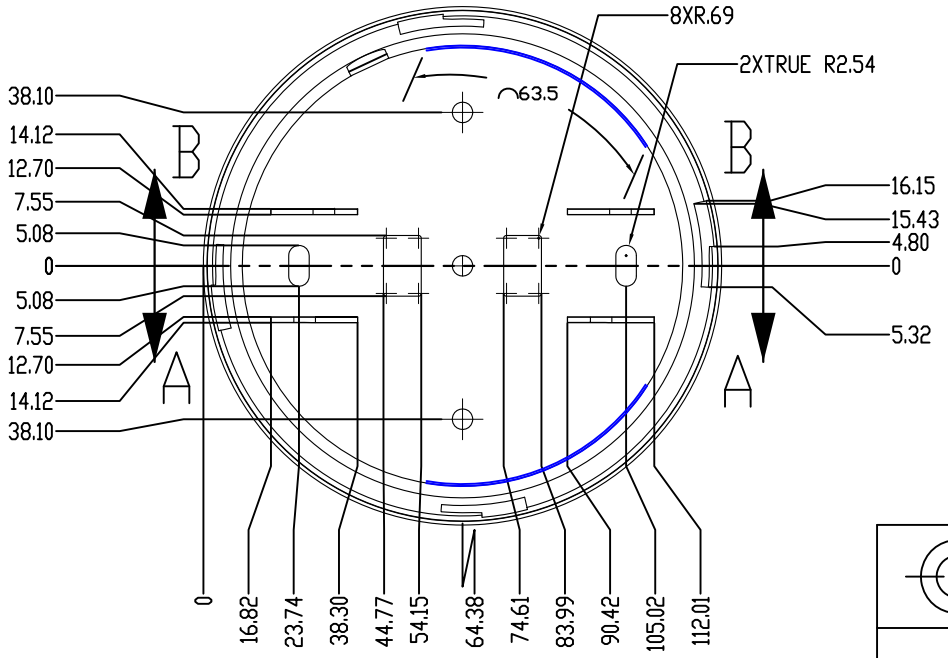


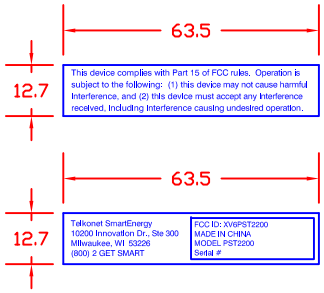


DETAIL OF STICKERS
(FLAT - NO CONTOUR INDICATED)

TOLERANCE
1) ± mm UNLESS OTHERWISE SPECIFIED.
2) ±0.5° UNLESS OTHERWISE SPECIFIED.

| | | |
|---|---|---|
| PROJ. NO. : | MODEL NO. : | Telkonet SmartEnergy<br>10200 Innovation Drive, Suite 300<br>Milwaukee, WI 53226<br>(800) 2 GET SMART |
| SCALE : | RELEASE TO : | |
| DWN. : DML | DATE : 11/13/2009 | FCC Sticker Locations For PST2200 Sensor Case |
| CHK. : RZ | DATE : 11/13/2009 | |
| APPD. : RZ | DATE : 11/13/2009 | PART NO : / DWG NO : / REV. B / SH. 1 OF 1 / A2 |