



Report No.: RZA2009-1264_15B



Part 15B

TEST REPORT

Product Name	GSM/GPRS Mobile Phone
Model	W001
FCC ID	XUT-W001
Client	Shenzhen Hongjiayuan Communication Technology CO.,LTD.

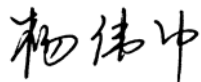
TA Technology (Shanghai) Co., Ltd.



GENERAL SUMMARY

Product Name	GSM/GPRS Mobile Phone	Model	W001
FCC ID	XUT-W001	Report No.	RZA2009-1264_15B
Client	Shenzhen Hongjiayuan Communication Technology CO.,LTD.		
Manufacturer	Shenzhen Hongjiayuan Communication Technology CO.,LTD.		
Reference Standard(s)	FCC Part 15 Subpart B Radio frequency device. (V10.1.07) ANSI C63.4 Methods of Measurement of Radio-Noise Emission from Low-Voltage Electrical and Electronic Equipment in the Range of 9 KHz to 40GHz. (2003)		
Conclusion	<p>This portable wireless equipment has been measured in all cases requested by the relevant standards. Test results in Chapter 2 of this test report are below limits specified in the relevant standards.</p> <p>General Judgment : Pass</p> <p>(Stamp) Date of issue: December 3rd, 2009</p>		
Comment	The test result only responds to the measured sample.		


Approved by



Weizhong Yang

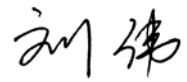
Revised

by



Song Ming

Performed by



Liu Wei

TA Technology (Shanghai) Co., Ltd.
Test Report

Report No.: RZA2009-1264_15B

Registration Num:428261

Page 3 of 25

TABLE OF CONTENT

1. General Information	4
1.1. NOTES OF THE TEST REPORT	4
1.2. TESTING LABORATORY	4
1.3. APPLICANT INFORMATION	5
1.4. MANUFACTURER INFORMATION	5
1.5. INFORMATION OF EUT	6
1.6. TEST DATE	7
2. Test Information.....	8
2.1. SUMMARY OF TEST RESULTS	8
2.2. RADIATED EMISSION	9
2.3. CONDUCTED EMISSION.....	17
3. Main Test Instruments	23
ANNEX A: EUT Appearance and Test Setup.....	24
A.1 EUT APPEARANCE	24
A.2 TEST SETUP.....	25

TA Technology (Shanghai) Co., Ltd.

Test Report

Registration Num:428261

Report No.: RZA2009-1264_15B

Page 4 of 25

1. General Information

1.1. Notes of the test report

TA Technology (Shanghai) Co., Ltd. guarantees the reliability of the data presented in this test report, which is the results of measurements and tests performed for the items under test on the date and under the conditions stated in this test report and is based on the knowledge and technical facilities available at TA Technology (Shanghai) Co., Ltd. at the time of execution of the test.

TA Technology (Shanghai) Co., Ltd. is liable to the client for the maintenance by its personnel of the confidentiality of all information related to the items under test and the results of the test. This report only refers to the item that has undergone the test.

This report standalone dose not constitute or imply by its own an approval of the product by the certification Bodies or competent Authorities. This report can not be used partially or in full for publicity and/or promotional purposes without previous written approval of **TA Technology (Shanghai) Co., Ltd.** and the Accreditation Bodies, if it applies.

1.2. Testing laboratory

Company:	TA Technology (Shanghai) Co., Ltd.
Address:	No.145, Jintang Rd, Tangzhen Industry Park, Pudong
City:	Shanghai
Post code:	201210
Country:	P. R. China
Contact:	Yang Weizhong
Telephone:	+86-021-50791141/2/3
Fax:	+86-021-50791141/2/3-8000
Website:	http://www.ta-shanghai.com
E-mail:	yangweizhong@ta-shanghai.com

TA Technology (Shanghai) Co., Ltd.

Test Report

Registration Num:428261

Report No.: RZA2009-1264_15B

Page 5 of 25

1.3. Applicant Information

Company: Shenzhen Hongjiayuan Communication Technology CO.,LTD.
Address: Room 2406,Block A of Electronic Science and Technology Building,No.2070,Shennan
Zhong Road,Futian District,Shenzhen City,Guangdong Province,China
City: Shenzhen
Postal Code: /
Country: P.R. China
Contact: Cong Chen
Telephone: +86 755 33366555
Fax: +86 755 33366565

1.4. Manufacturer Information

Company: Shenzhen Hongjiayuan Communication Technology CO.,LTD.
Address: Room 2406,Block A of Electronic Science and Technology Building,No.2070,Shennan
Zhong Road,Futian District,Shenzhen City,Guangdong Province,China
City: Shenzhen
Postal Code: /
Country: P.R. China
Telephone: +86 755 33366555
Fax: +86 755 33366565

TA Technology (Shanghai) Co., Ltd.
Test Report

Report No.: RZA2009-1264_15B

Registration Num:428261

Page 6 of 25

1.5. Information of EUT

General information

Device type:	Portable device		
Name of EUT:	GSM/GPRS Mobile Phone		
Device operating configurations:			
SN or IMEI:	355002800004837		
Test modulation:	GMSK		
Antenna type:	internal antenna		
Power supply:	Battery or Charger		
Rated Power Supply Voltage:	3.7V		
Extreme Voltage:	Minimum: 3.5V Maximum: 4.2V		
Extreme Temperature:	Lowest: -10°C Highest: +55°C		
Operating frequency range(s)	Band	Tx (MHz)	Rx (MHz)
	GSM 850	824.2 ~ 848.8	869.2 ~ 893.8
	GSM 1900	1850.2 ~ 1909.8	1930.2 ~ 1989.8
Hardware version:	E706_V1.2		
Software version:	E706_JJF2IPH18.01.0		
Used host products:	IBM T61 (Mode:8892-BAC; S/N:L3-C9644)		

TA Technology (Shanghai) Co., Ltd.

Test Report

Registration Num:428261

Report No.: RZA2009-1264_15B

Page 7 of 25

Auxiliary equipment details

AE1: Battery

Model: W001

Manufacture: Shenzhen Hongjiayuan Communication Technology CO.,LTD

IMEI or SN: /

AE2: Travel Adaptor

Model: HY-SW0500500X

Manufacture: Shenzhen HanYuXun Electronics CO.,LTD

IMEI or SN: /

Equipment Under Test (EUT) is GSM/GPRS Mobile Phone with internal antenna. It consists of mobile phone, battery and adaptor and the detail about these is in chapter 1.5 in this report. The EUT supports GSM 850 and GSM 1900.

The sample under test was selected by the Client.

Components list please refer to documents of the manufacturer.

1.6. Test Date

The test is performed from November 27, 2009 to November 29, 2009.

TA Technology (Shanghai) Co., Ltd.
Test Report

Report No.: RZA2009-1264_15B

Registration Num:428261
Page 8 of 25

2. Test Information

2.1. Summary of test results

Number	Test Case	Clause in FCC Rules	Verdict
1	Radiated Emission	15.109, ANSI C63.4-2003	PASS
2	Conducted Emission	15.107, ANSI C63.4-2003	PASS

2.2. Radiated Emission

Ambient condition

Temperature	Relative humidity	Pressure
25°C	50%	102.5kPa

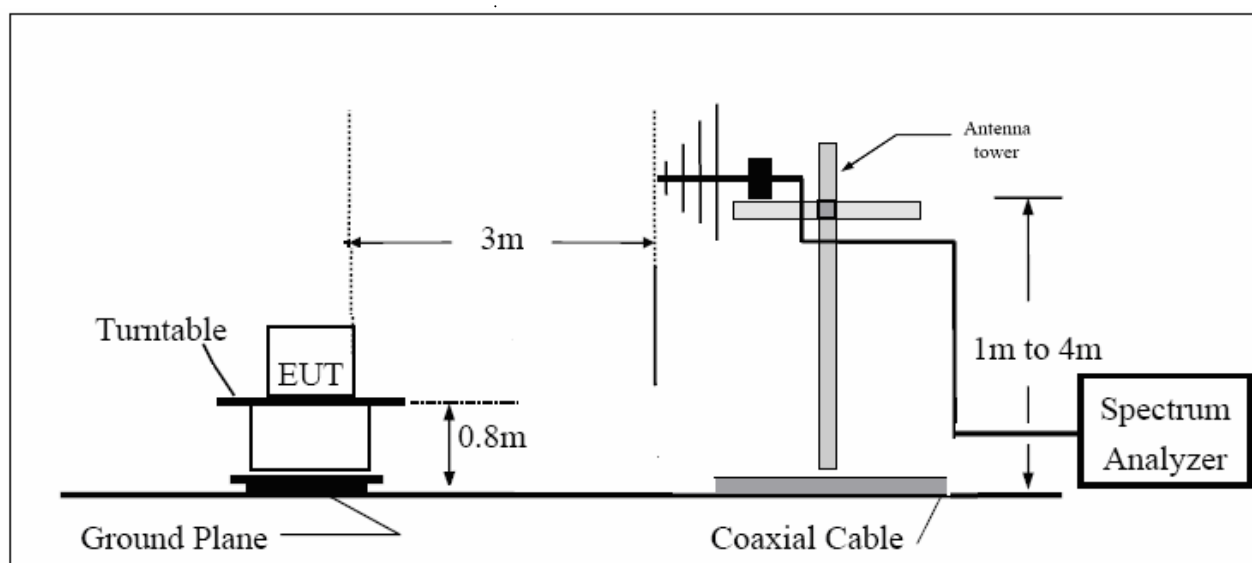
Methods of Measurement

The EUT is placed on a non-metallic table 0.8m above the horizontal metal reference ground plane. The distance between EUT and receive antenna should be 3 meters. During the test, the EUT was operating in its typical mode. The test method is according to ANSI C63.4-2003. Sweep the whole frequency band through the range from 30MHz to 5GHz of GSM 850 band and 30MHz to 6GHz of GSM 1900 band , During the test, the height of receive antenna shall be moved from 1 to 4 meters, and the antenna shall be performed under horizontal and vertical polarization. The turn table shall be rotated from 0 to 360 degrees for detecting the maximum of radiated spurious signal level. The measurements shall be repeated with orthogonal polarization of the test antenna. During the test, EUT is connected to a laptop via a USB cable in the case of USB mode. The EUT is used as the peripheral equipment of the PC. The phone modem drivers were installed on the laptop to be able to communicate with the EUT by continuously sending a querying text feel (AT Command) to the phone using Hyper Terminal during the test.

The data of cable loss and antenna factor has been calibrated in full testing frequency range before the testing.

Test Setup

Below 1GHz



TA Technology (Shanghai) Co., Ltd.

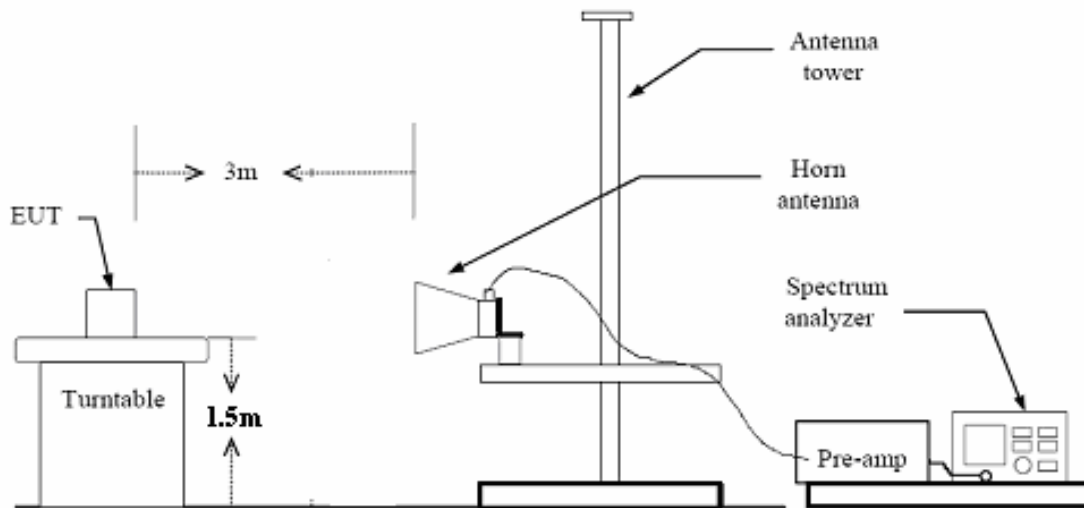
Test Report

Report No.: RZA2009-1264_15B

Registration Num:428261

Page 10 of 25

Above 1GHz



Limits

Frequency (MHz)	Field Strength (dB μ V/m)	Detector
30 -88	40.0	Quasi-peak
88-216	43.5	Quasi-peak
216 – 960	46.0	Quasi-peak
960-1000	54.0	Quasi-peak
1000-5 th harmonic of the highest frequency or 40GHz, which is lower	54 74	Average Peak

Measurement Uncertainty

The assessed measurement uncertainty to ensure 95% confidence level for the normal distribution is with the coverage factor $k = 1.96$. $U = 3.92$ dB.

TA Technology (Shanghai) Co., Ltd.

Test Report

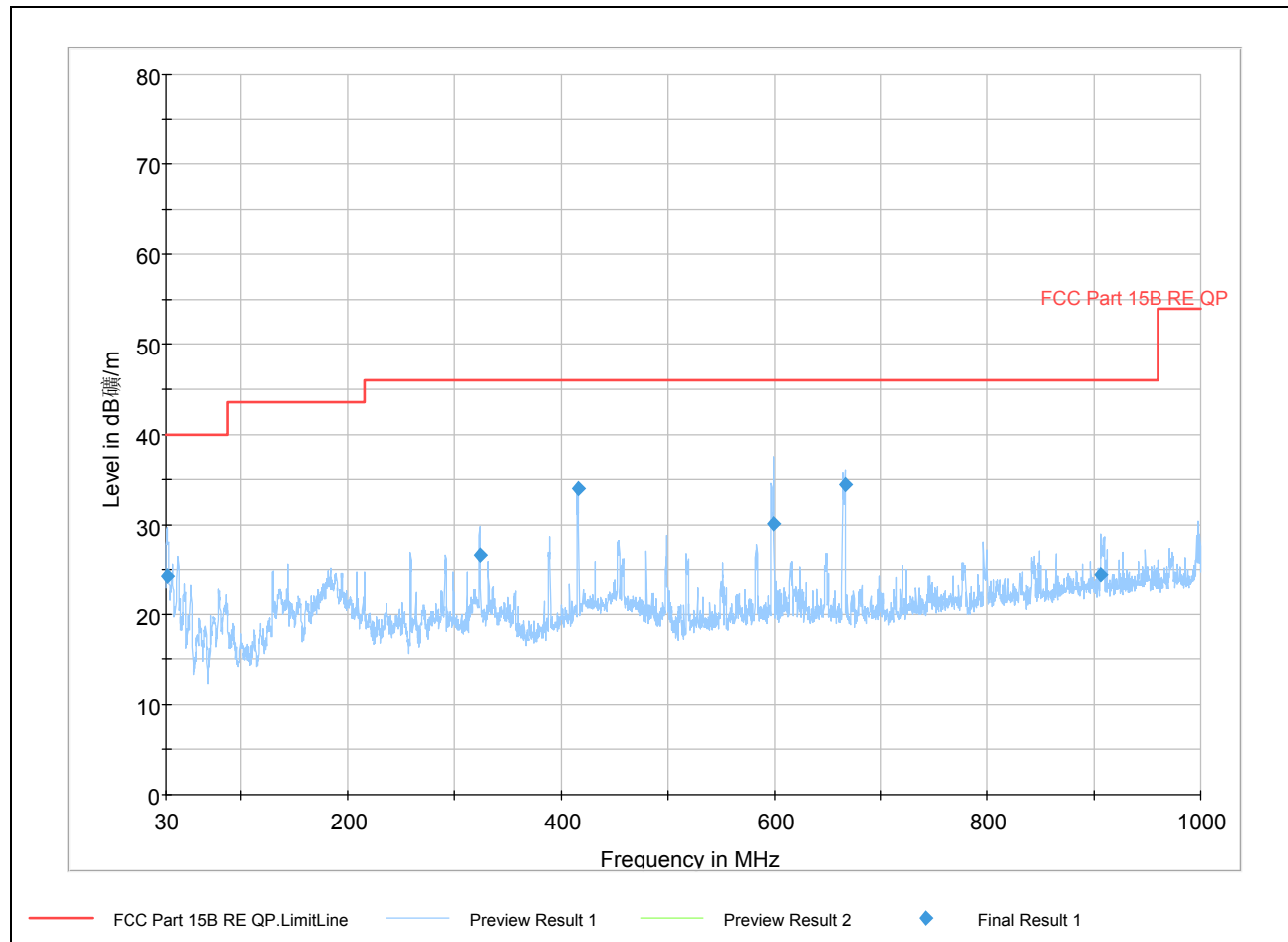
Registration Num:428261

Report No.: RZA2009-1264_15B

Page 11 of 25

Test Results

GSM 850



Radiated Emission from 30MHz to 1GHz

Frequency (MHz)	Quasi-Peak (dBμV/m)	Height (cm)	Polarization	Azimuth (deg)	Margin (dB)	Limit (dBμV/m)
30.970000	24.3	100.0	Vertical	187.0	15.7	40.0
323.910000	26.6	150.0	Vertical	292.0	19.4	46.0
416.302500	34.0	140.0	Vertical	22.0	12.0	46.0
599.390000	30.1	100.0	Vertical	96.0	15.9	46.0
666.077500	34.4	100.0	Vertical	9.0	11.6	46.0
906.152500	24.5	130.0	Vertical	0.0	21.5	46.0

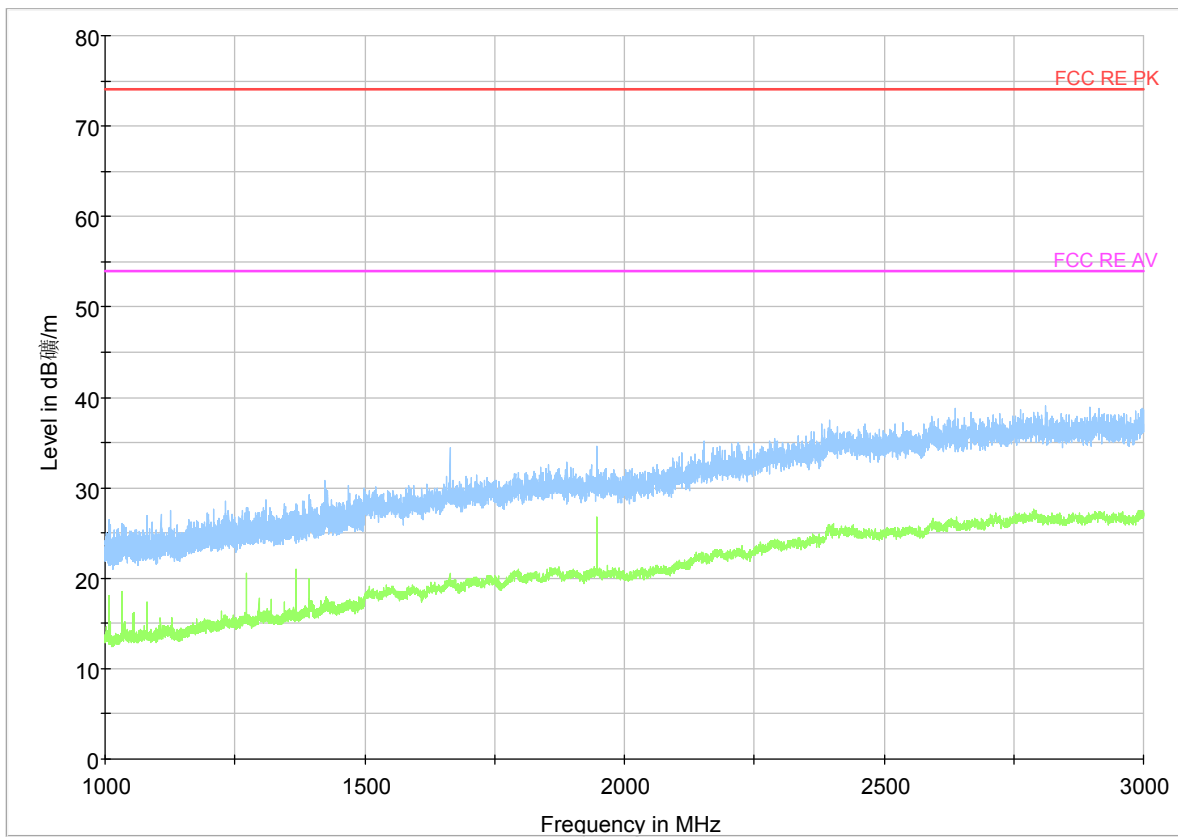
Note: All emissions level measured above 1GHz was more than 10dB below the limit

TA Technology (Shanghai) Co., Ltd.
Test Report

Registration Num:428261

Report No.: RZA2009-1264_15B

Page 12 of 25



FCC RE PK.LimitLine FCC RE AV.LimitLine Preview Result 1 Preview Result 2

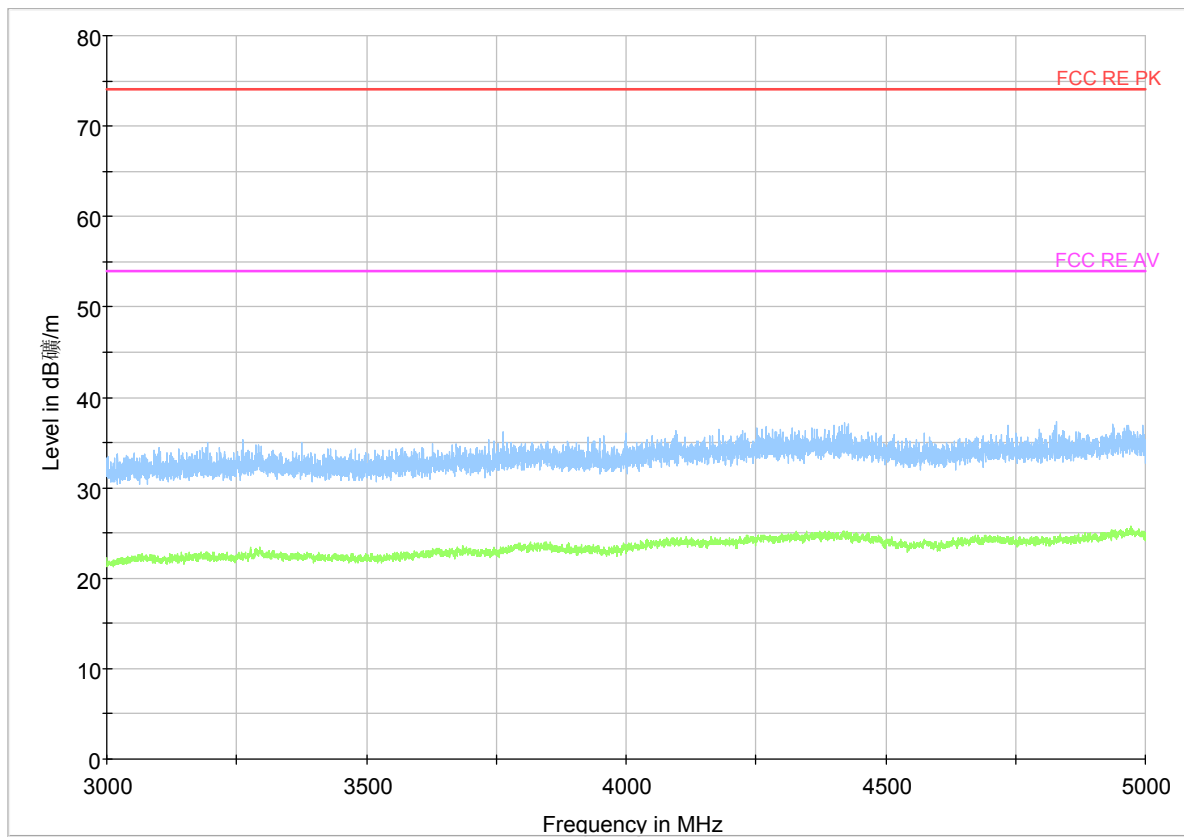
Radiated Emission from 1GHz to 3GHz

TA Technology (Shanghai) Co., Ltd.
Test Report

Registration Num:428261

Report No.: RZA2009-1264_15B

Page 13 of 25



FCC RE PK.LimitLine FCC RE AV.LimitLine Preview Result 1 Preview Result 2

Radiated Emission from 3GHz to 5GHz

TA Technology (Shanghai) Co., Ltd.

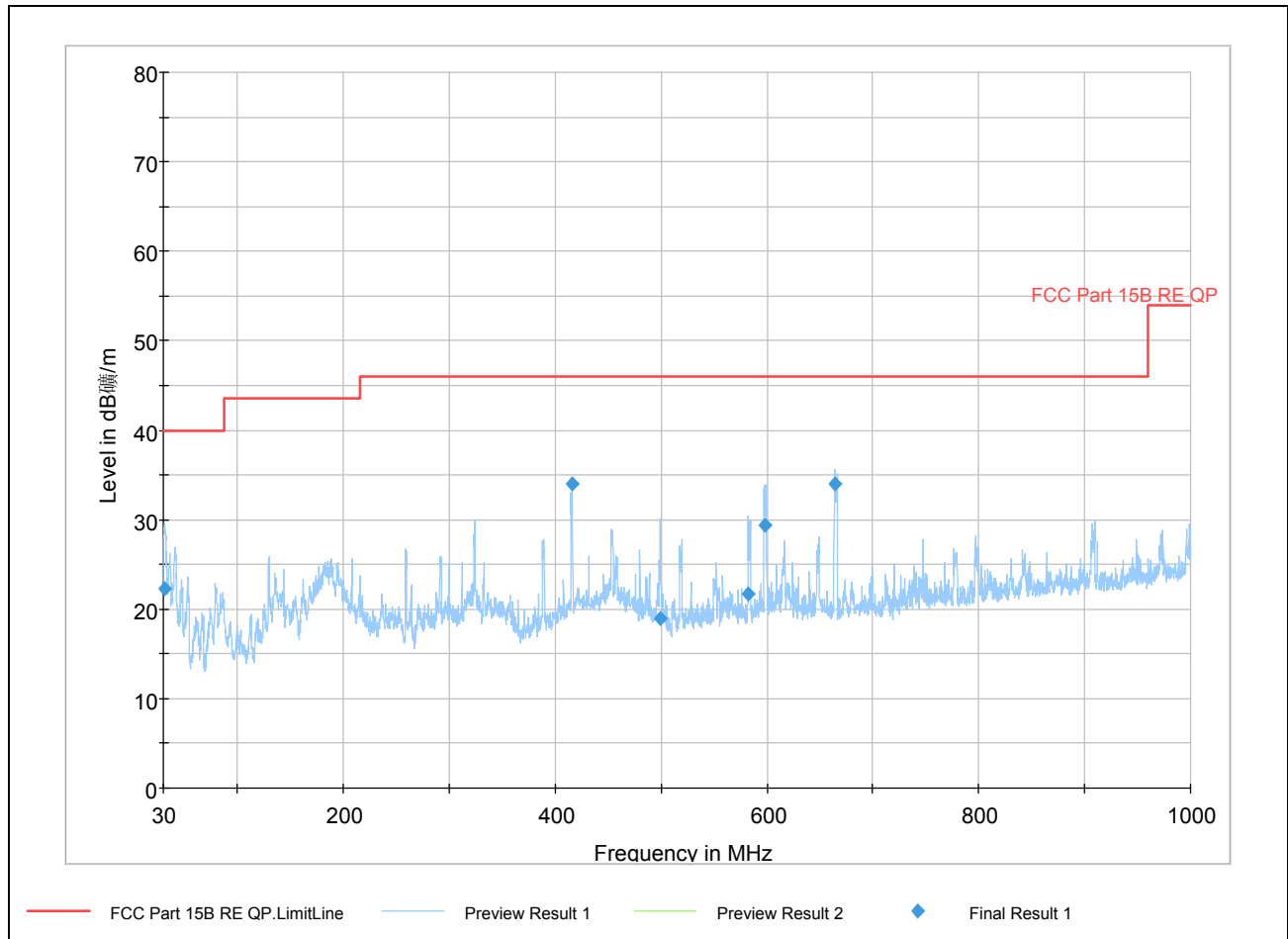
Test Report

Registration Num:428261

Report No.: RZA2009-1264_15B

Page 14 of 25

GSM 1900



Radiated Emission from 30MHz to 1GHz

Frequency (MHz)	Quasi-Peak (dBuV/m)	Height (cm)	Polarization	Azimuth (deg)	Margin (dB)	Limit (dBuV/m)
31.697500	22.3	100.0	Vertical	251.0	17.7	40.0
416.302500	34.0	138.0	Vertical	22.0	12.0	46.0
499.480000	19.0	100.0	Vertical	275.0	27.0	46.0
582.172500	21.7	100.0	Vertical	0.0	24.3	46.0
597.692500	29.4	100.0	Vertical	90.0	16.6	46.0
663.895000	33.9	100.0	Vertical	13.0	12.1	46.0

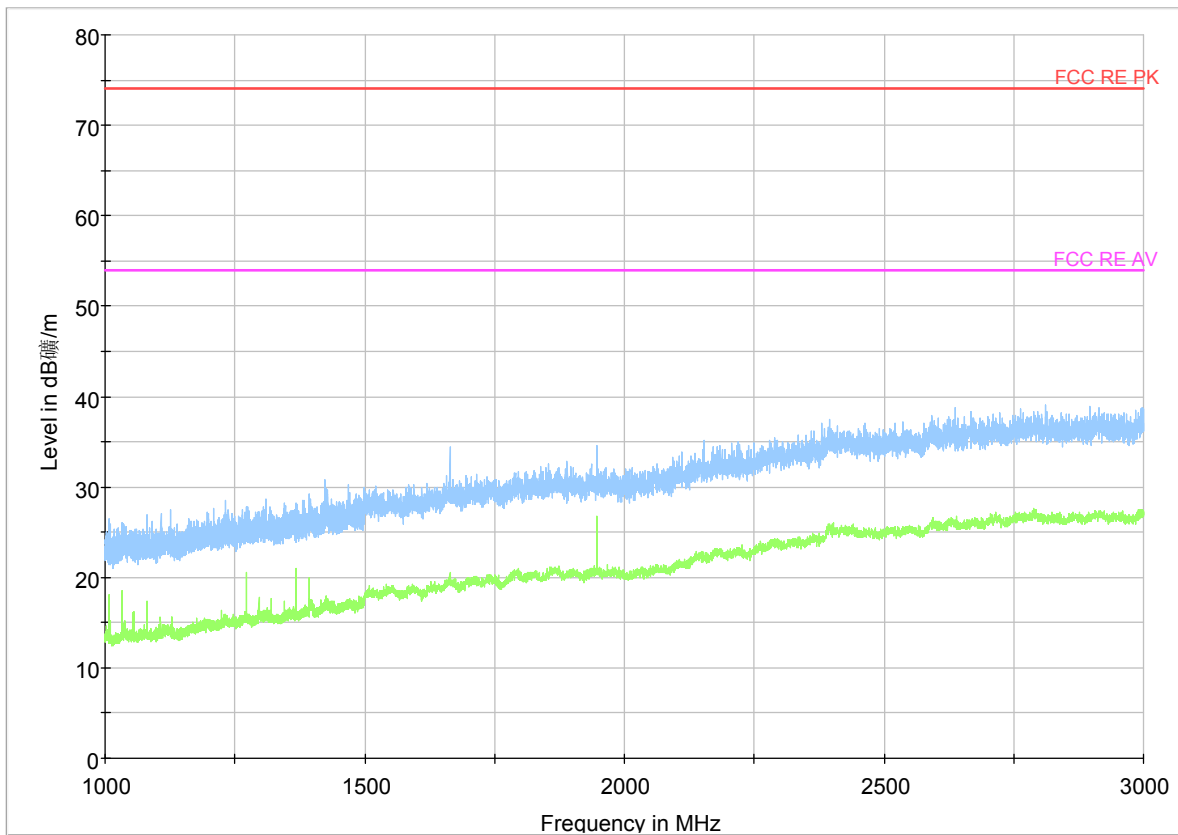
Note: All emissions level measured above 1GHz was more than 10dB below the limit

TA Technology (Shanghai) Co., Ltd.
Test Report

Registration Num:428261

Report No.: RZA2009-1264_15B

Page 15 of 25



FCC RE PK.LimitLine FCC RE AV.LimitLine Preview Result 1 Preview Result 2

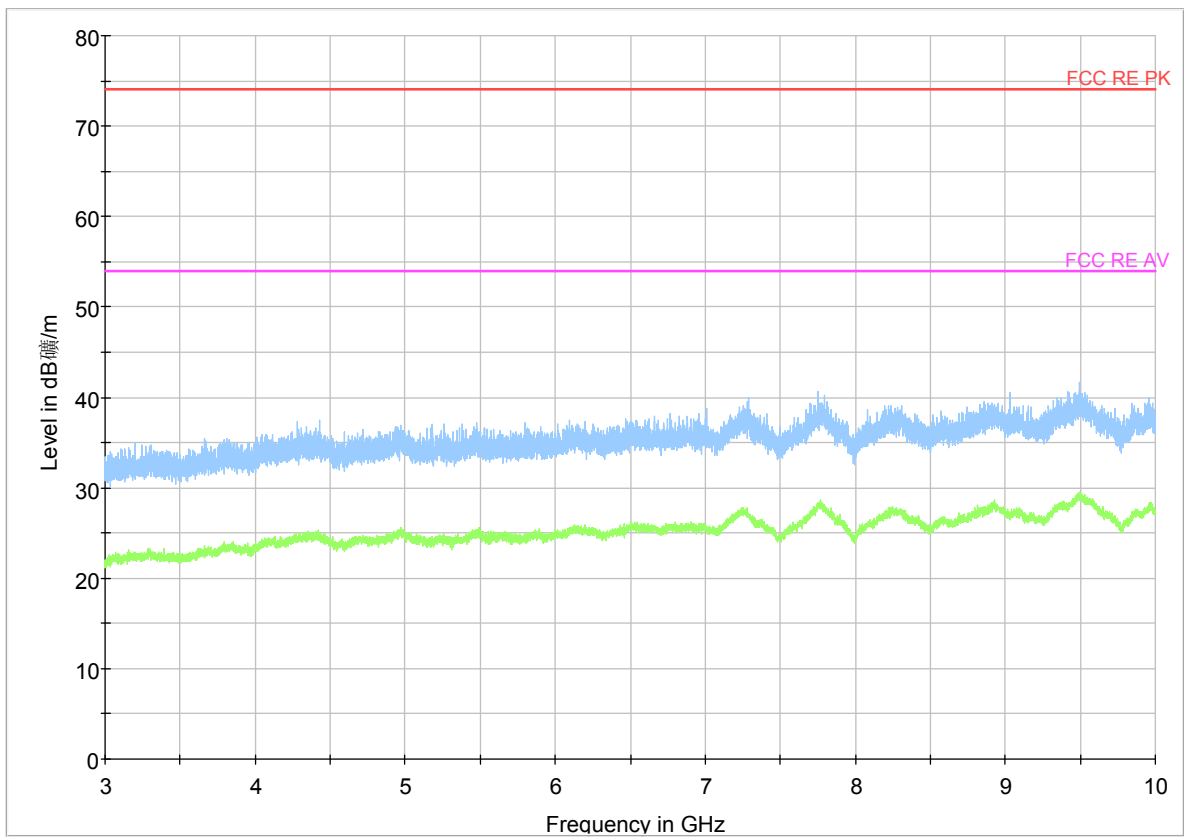
Radiated Emission from 1GHz to 3GHz

TA Technology (Shanghai) Co., Ltd.
Test Report

Registration Num:428261

Report No.: RZA2009-1264_15B

Page 16 of 25



FCC RE PK.LimitLine FCC RE AV.LimitLine Preview Result 1 Preview Result 2

Radiated Emission from 3GHz to 10GHz

TA Technology (Shanghai) Co., Ltd.

Test Report

Registration Num:428261

Report No.: RZA2009-1264_15B

Page 17 of 25

2.3. Conducted Emission

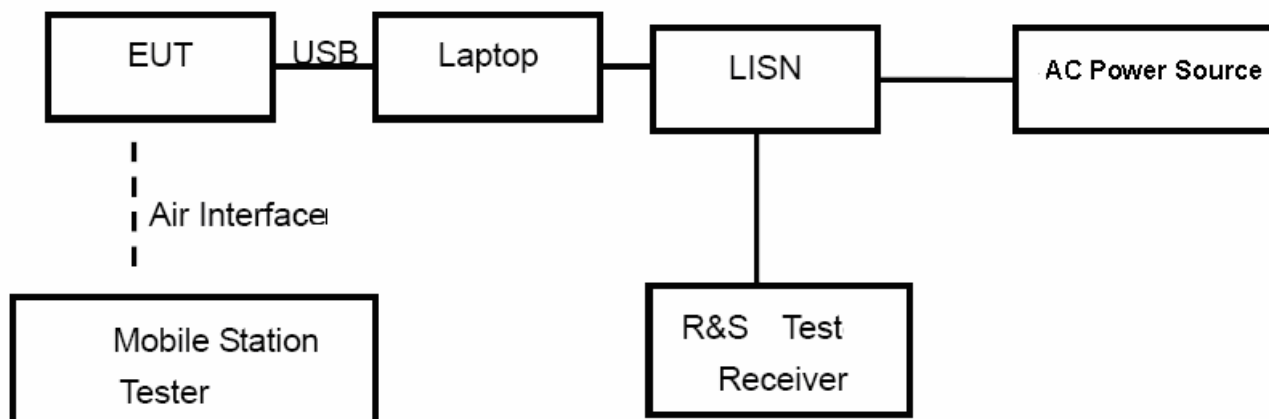
Ambient condition

Temperature	Relative humidity	Pressure
25°C	58%	102.5kPa

Methods of Measurement

The EUT is placed on a non-metallic table of 80cm height above the horizontal metal reference ground plane. During the test, the EUT was operating in its typical mode. The test method is according to ANSI C63.4-2003. Connect the AC power line of the EUT to the L.I.S.N. Use EMI receiver to detect the average and Quasi-peak value. The measurement result should include both L line and N line. During the test, EUT is connected to a laptop via a USB cable in the case of USB mode. The EUT is used as the peripheral equipment of the PC. The phone modem drivers were installed on the laptop to be able to communicate with the EUT by continuously sending a querying text file (AT Command) to the phone using Hyper Terminal during the test.

Test Setup



Note: Power Supply is AC Power source and it is used to change the voltage from 220V/50Hz to 110V/60Hz.

TA Technology (Shanghai) Co., Ltd.
Test Report

Registration Num:428261

Report No.: RZA2009-1264_15B

Page 18 of 25

Limits

Frequency (MHz)	Conducted Limits(dBμV)	
	Quasi-peak	Average
0.15 - 0.5	66 to 56 *	56 to 46 *
0.5 - 5	56	46
5 - 30	60	50
*: Decreases with the logarithm of the frequency.		

Measurement Uncertainty

The assessed measurement uncertainty to ensure 95% confidence level for the normal distribution is with the coverage factor $k = 1.96$. $U = 2.69$ dB.

TA Technology (Shanghai) Co., Ltd.

Test Report

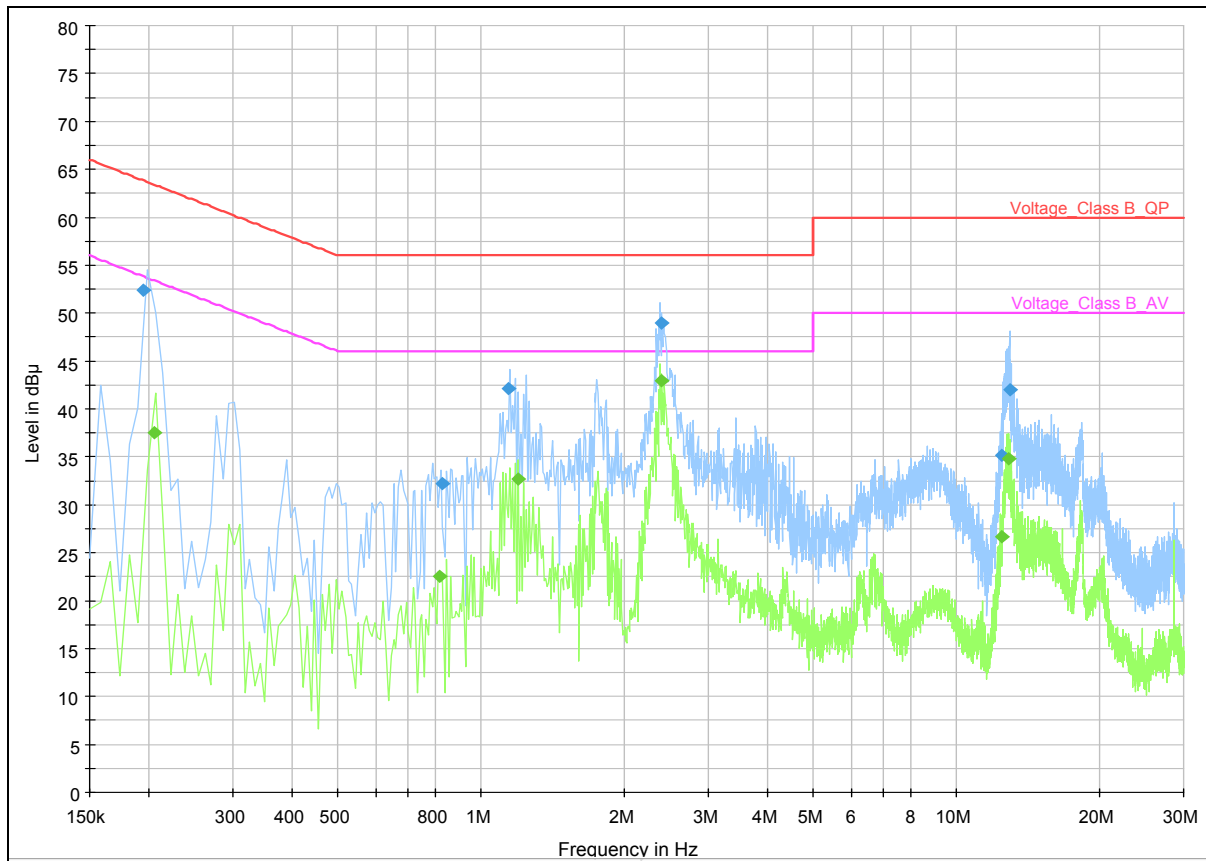
Report No.: RZA2009-1264_15B

Registration Num:428261

Page 19 of 25

Test Results

GSM 850



L line

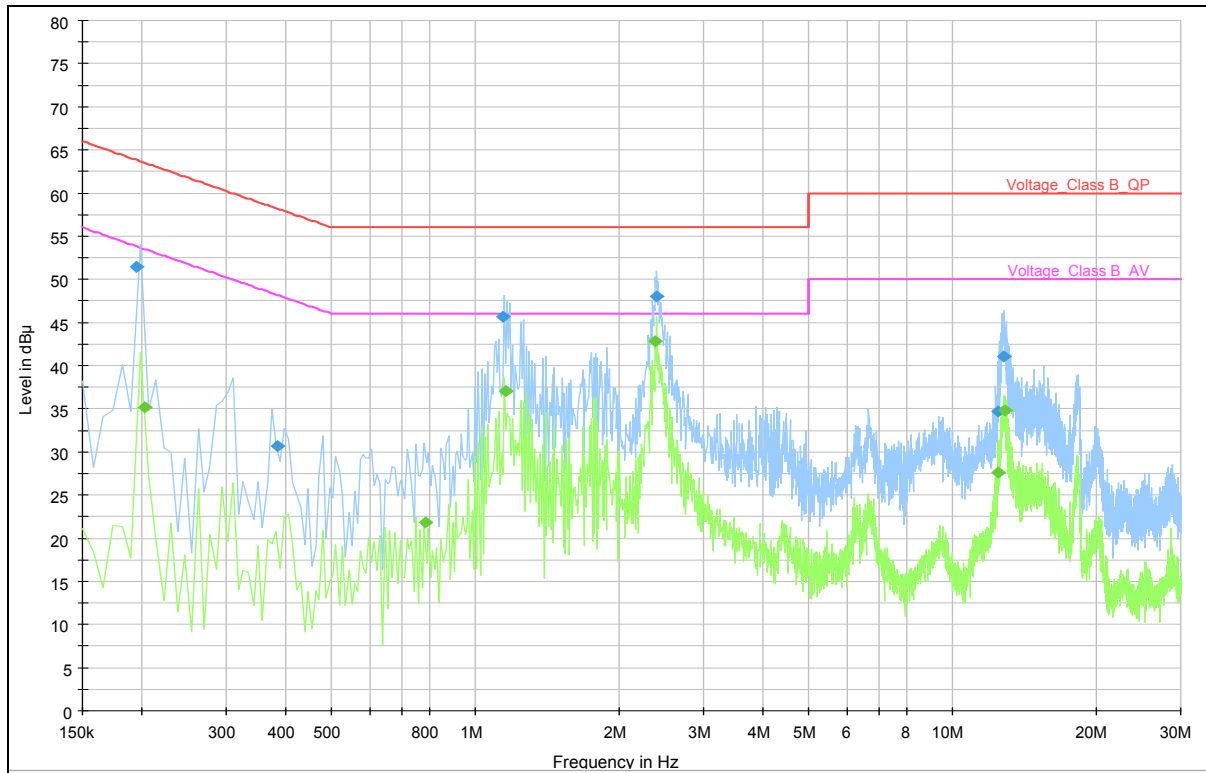
TA Technology (Shanghai) Co., Ltd.

Test Report

Registration Num:428261

Report No.: RZA2009-1264_15B

Page 20 of 25



N line

Conducted Emission from 150 KHz to 30 MHz

Frequency (MHz)	Detector	Line	Level (dBμV)	Limit (dBμV)	Margin (dB)
1.153000	Average	N	37.1	46.0	8.9
1.197000	Average	L	32.7	46.0	13.3
2.379000	Average	N	42.8	46.0	3.2
2.399000	Average	L	42.9	46.0	3.1
12.815000	Average	N	34.8	50.0	15.2
12.843000	Average	L	34.8	50.0	15.2
0.195000	Quasi-peak	L	52.4	63.8	11.4
0.195000	Quasi-peak	N	51.4	63.8	12.4
1.137000	Quasi-peak	L	42.1	56.0	13.9
1.137000	Quasi-peak	N	45.7	56.0	10.3
2.395000	Quasi-peak	L	48.9	56.0	7.1
2.399000	Quasi-peak	N	48.0	56.0	8.0

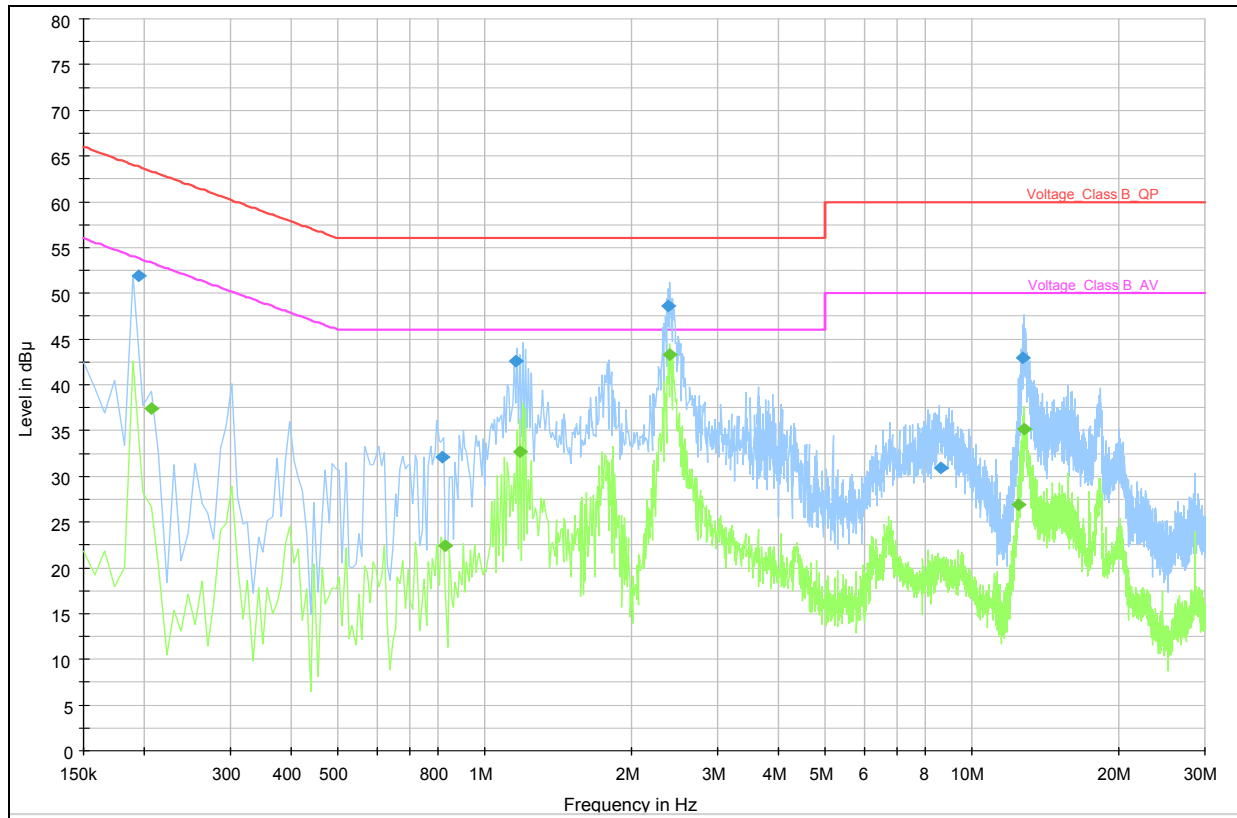
TA Technology (Shanghai) Co., Ltd.
Test Report

Registration Num:428261

Report No.: RZA2009-1264_15B

Page 21 of 25

GSM 1900



L line

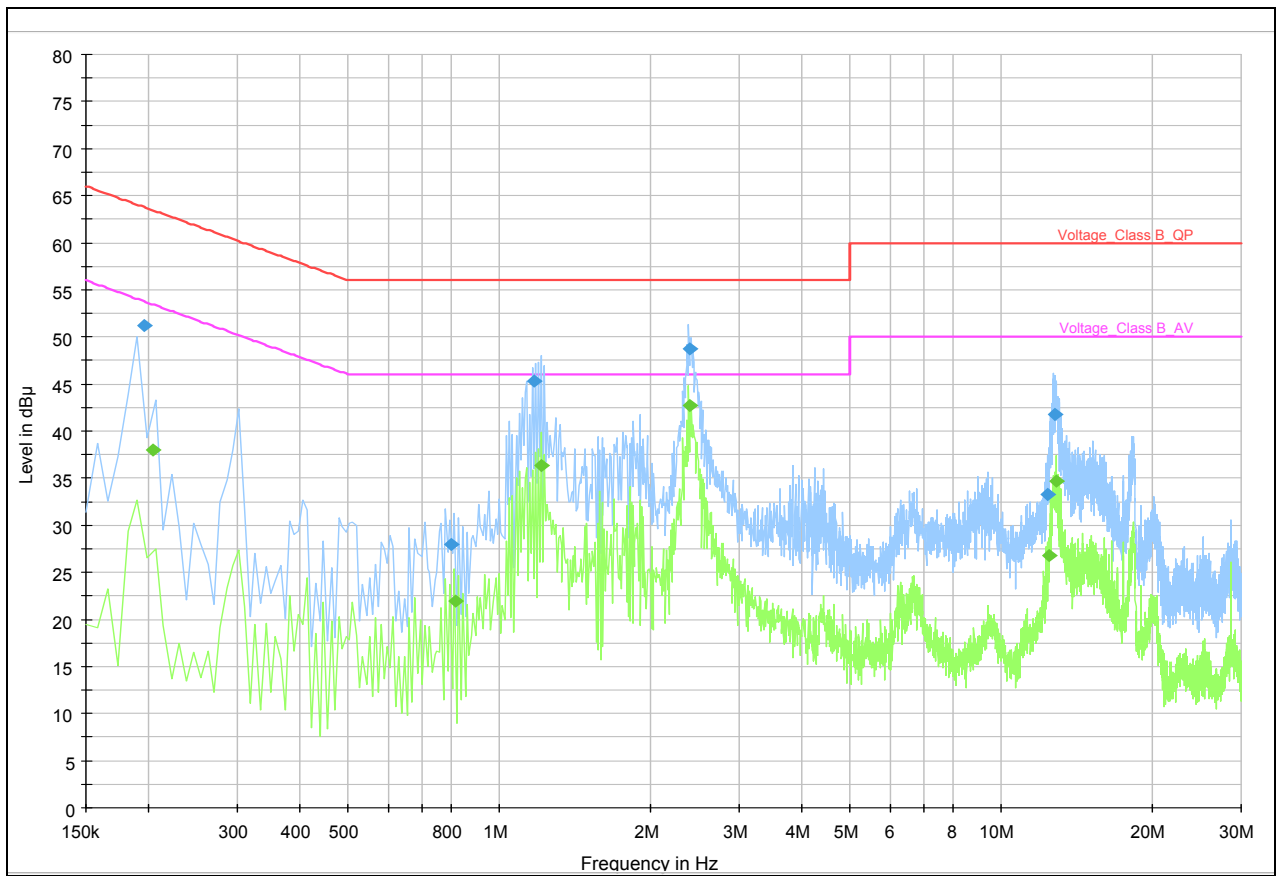
TA Technology (Shanghai) Co., Ltd.

Test Report

Registration Num:428261

Report No.: RZA2009-1264_15B

Page 22 of 25



N line

Conducted Emission from 150 KHz to 30 MHz

Frequency (MHz)	Detector	Line	Level (dBμV)	Limit (dBμV)	Margin (dB)
1.183000	Average	L	32.7	46.0	13.3
1.213000	Average	N	36.3	46.0	9.7
2.395000	Average	N	42.7	46.0	3.3
2.397000	Average	L	43.3	46.0	2.7
12.811000	Average	L	35.1	50.0	14.9
12.843000	Average	N	34.7	50.0	15.3
0.194000	Quasi-peak	L	51.9	63.9	12.0
0.196000	Quasi-peak	N	51.2	63.8	12.6
1.153000	Quasi-peak	L	42.6	56.0	13.4
1.169000	Quasi-peak	N	45.3	56.0	10.7
2.381000	Quasi-peak	L	48.6	56.0	7.4
2.397000	Quasi-peak	N	48.8	56.0	7.2

TA Technology (Shanghai) Co., Ltd.
Test Report

Registration Num:428261

Report No.: RZA2009-1264_15B

Page 23 of 25

3. Main Test Instruments

No.	Name	Type	Manufacturer	Serial Number	Calibration Date	Valid Period
01	Base Station Simulator	CMU200	R&S	118133	2009-06-02	One year
02	Signal Analyzer	FSV	R&S	100815	2009-06-29	One year
03	Signal generator	SMR27	R&S	1606.6000.02	2009-06-29	One year
04	EMI Test Receiver	ESCI	R&S	100948	2009-07-02	One year
05	Trilog Antenna	VULB 9163	Horn Antenna	9163-391	2009-05-14	One year
06	Horn Antenna	HF907	R&S	100125	2009-07-20	One year
07	LISN	EMCO	3816/2	00084033	2007-12-26	two year
08	AC Power Source	AFC-11005G	APC	F309040118	2009-07-25	One year
09	Semi-Anechoic Chamber	9.6*6.7*6.6m	ETS-Lindgren	NA	NA	NA
10	Shielding room	5*4*4m	ETS-Lindgren	NA	NA	NA
11	EMI test software	ES-K1	R&S	NA	NA	NA

*****END OF REPORT BODY*****

The image shows the back of a black HTC Desire S smartphone. The device is positioned vertically on a blue textured surface. At the top, there is a silver-colored HTC logo. Below it is a camera lens with a yellow flash. The back cover has a glossy finish. Near the bottom, there are several regulatory markings: 'wifii' (stylized), 'FCC', 'CE', and 'RoHS' symbols. Below these, the text 'Model: H7100' is visible. The phone's edges show a silver-colored frame.

Picture 1-2
Picture 1 EUT

A.2 Test Setup



Picture 2 Radiated Emission Test setup