



ACTIO PRO

PROFESSIONAL COMMUNICATION SYSTEM

For Professionals at Work

**TERMS OF SERVICE
AND
CONFORMITY NOTICES**

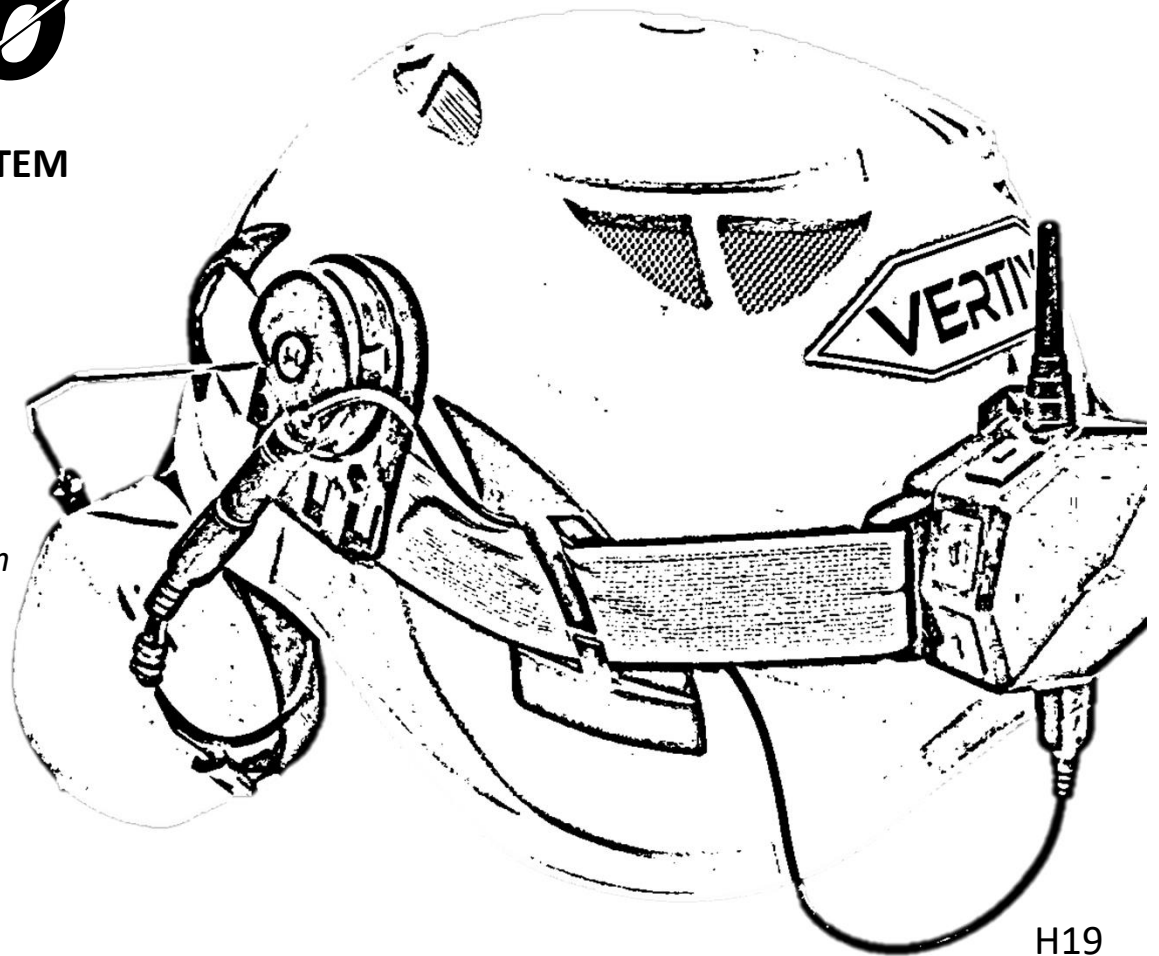
For more information, visit vertixglobal.com



bit.ly/VertixYouTube



bit.ly/VertixFacebook



H19

1. INTRODUCTION

Professionally designed for improve coordination and safety for Work. The Actio PRO's handsfree, "Cut-The-Noise™" technology helps enhance work communication between team members especially in noisy work environments.

With increased productivity and reduced noise fatigue, team members can get the job done faster with less stress, miscommunication and better hearing protection.

The Actio PRO easily fits any hard hat with earmuffs within minutes, without having to replace them, saving time and money. Actio PRO comes with exciting features to support your work needs such as microphone muting for privacy, walkie-talkie interface for large teams requiring group-wide coordination even at different far away locations, one-touch volume boost (EZBoost™ feature), and many more for unrivaled features designed for safety, performance and convenience.

2. IMPORTANT NOTICE

Please comply with local safety laws when using the product. Safety must always be your top priority. You are advised not to use this product under conditions which may put yourself or others at risk of injury. Adjust the volume to your desired level bearing in mind that long exposure at loud volume levels can cause hearing impairments besides reducing environmental awareness. Users are advised to test and acquaint themselves with the controls and features before use. By opening and using the product, you explicitly accept the terms and conditions for its use. Should this product be given or loaned to another user, it is your responsibility to inform the user of the above terms and conditions which shall continue to be applicable.

3. CHARGING FIRST TIME

Please charge your control unit before using it for the first time. A solid red light indicates charging in progress. The initial charge should take about 2 hours. When fully charged, the red light will turn off.

4. CONFORMITY NOTICE

FCC NOTICE

This equipment has been tested and found to comply with the limits for a Class B Digital Device pursuant to Part 15 of the FCC Rules. These limits are designed to provide reasonable protection against harmful interference in a residential installation. This control unit generates, uses and can radiate radio frequency energy and, if not installed and used in accordance with the instructions, may cause harmful interference to radio communications. However, there is no guarantee that interference will not occur in a particular installation. If this control unit does cause harmful interference to radio or television reception, which can be determined by turning the control unit off and on, the user is encouraged to try to correct interference by one or more of the following measures :

- Reorient or relocate the receiving antenna
- Increase the separation between the equipment and receiver
- Connect equipment into an outlet on a circuit different from that to which the receiver is connected
- Consult the dealer or an experienced radio/TV technician for help

Caution: Any changes or modifications not expressly approved by the party responsible for compliance could void the user's authority to operate this control unit.

This device complies with Part 15 of the FCC Rules. Operation is subject to the following two conditions:

- (1) this device may not cause harmful interference, and
- (2) this device must accept any interference received, including interference that may cause undesired operation.

RF Exposure Information:

FCC RF Exposure requirements: The highest SAR value reported under this standard during product certification for use next to the head with the minimum separation distance of 0mm is 1.504W/Kg. This transmitter must not be collocated or operating in conjunction with any other antenna or transmitter.

This product is compliance to FCC RF Exposure requirements and refers to FCC website
<https://apps.fcc.gov/oetcf/eas/reports/GenericSearch.cfm> search for FCC ID: XUR-VTX-PRO

INDUSTRY CANADA NOTICE

This device contains licence-exempt transmitter(s)/receiver(s) that comply with Innovation, Science and Economic Development Canada's licence-exempt RSS(s). Operation is subject to the following two conditions:

- (1) This device may not cause interference.
- (2) This device must accept any interference, including interference that may cause undesired operation of the device.

L'émetteur/récepteur exempt de licence contenu dans le présent appareil est conforme aux CNR d'Innovation, Sciences et Développement économique Canada applicables aux appareils radio exempts de licence.

L'exploitation est autorisée aux deux conditions suivantes :

- (1) L'appareil ne doit pas produire de brouillage;*
- (2) L'appareil doit accepter tout brouillage radioélectrique subi, même si le brouillage est susceptible d'en compromettre le fonctionnement.*

This EUT is compliance with SAR for general population/uncontrolled exposure limits in IC RSS-102 and had been tested in accordance with the measurement methods and procedures specified in IEEE 1528 and IEC 62209. This equipment should be installed and operated with minimum distance 0 mm between the radiator and your body. This device and its antenna(s) must not be co-located or operating in conjunction with any other antenna or transmitter.

Cet appareil est conforme aux limites d'exposition DAS incontrôlée pour la population générale de la norme CNR-102 d'Industrie Canada et a été testé en conformité avec les méthodes de mesure et procédures spécifiées dans IEEE 1528 et IEC 62209. Cet appareil doit être installé et utilisé avec une distance minimale de 0 mm entre l'émetteur et votre corps. Cet appareil et sa ou ses antennes ne doivent pas être co-localisés ou fonctionner en conjonction avec tout autre antenne ou transmetteur.

EUROPEAN NOTICE

This device is in conformity with the following directives:

EU Low Voltage, Directive 2014/35/EU; EU Electromagnetic Compatibility, Directive 2014/30/EU;
Directive 2014/53/EU (RED)

5. TERMS & CONDITIONS OF LIMITED WARRANTY

The control unit comes with a 1-year limited warranty from date of purchase. Accessories which are included have a limited warranty of 90 days. Please retain the sales receipt as proof of purchase when making warranty claims. This limited warranty by Xtreme DSP Global Pte. Ltd. (the “Company”) warrants the control unit against defects in material and workmanship under normal use. The Company at its sole discretion, will repair, replace or refund the purchase price of the product to the original purchaser during the warranty period provided the control unit has not been damaged or tampered with, and returned in accordance with the terms of this warranty to an authorized VERTIX Service Centre or Agent. This warranty excludes specifically all shipping costs and taxes. Repair will be at the Company’s option and may include the replacement of parts, boards or batteries with new functionally equivalent or reconditioned parts. This limited warranty is solely for the benefit of the original purchaser and is not assignable or transferable to others. This is the complete warranty for your control unit. The Company assumes no obligation or liability for additions or modifications to this warranty unless made in writing and approved by an authorized officer of the Company.

This warranty is void if :

- The control unit has been opened or attempted to be opened by non-authorized parties or personnel
- The control unit is damaged as a result of attachment or attempted attachment with accessories not provided or approved for use with the control unit.

This warranty does not cover :

- Defects or damage from misuse, accident or neglect
- Defects caused by improper operation, maintenance, installation, adjustment or modifications of any kind
- Defects or damage due to exposure to excessive temperatures and adverse weather conditions which makes usual work dangerous, external impacts or exposure to corrosive liquids, vapours or substances
- Cosmetics of the product, accessories and parts which are scratched or damaged after purchase

WARRANTY SERVICE

Your product must be registered online at vertixglobal.com/pages/product-warranty within 14 days from date of purchase. For services, please present the product, together with sales receipt at any authorized VERTIX Service Centre or at the store from which you purchased the product.

GENERAL PROVISIONS

This warranty is given in lieu of all express or implied warranties, including without limitation, implied warranties of merchantability and fitness for a particular purpose.

The Company's obligations under this section are limited to the duration of this limited warranty.

- Certain limited-life components that are subject to normal wear and tear, such as decorate finishes, batteries, fittings or other accessories, are exempt from any warranty
- The Company is not liable for any incidental or consequential damages arising from the use or misuse of any of the Company's products
- The user should never attempt to perform service, adjustments or repairs of the control unit. Doing so will void all warranties. During the term of warranty, all products must be returned to the point of purchase or authorized VERTIX Service Centre for all necessary work at the purchaser's cost
- The Company is not responsible for any loss or damage incurred during shipping. Any repair work on VERTIX products by parties not explicitly authorized by the Company will void any and all warranties
- Information in this manual is furnished strictly for informational purposes, and is subject to change without notice. The Company assumes no liability or responsibility for any errors or inaccuracies that may appear in this manual. The Company retains the right to amend and change its products, manual and specifications at any time without notice.

WAIVER & GENERAL RELEASE

By using this product, you waive substantial legal rights including the right to sue. Please read the following carefully before using this product. If you do not accept the terms of this agreement, you should immediately return the product and get your refund. By using this product, you agree to be bound to this agreement and forfeit the right to sue. While using this product with ear muffs improve communication, you must remain visually alert to your surrounding environment and keep communication audio at a level which permits you to "sense" your surroundings. The Company, including its Officers, Directors, Affiliates, Parent Company, Representatives, Agents, Contractors, Sponsors, Employees, Suppliers, Distributors and Resellers (jointly referred to as the "Company") strongly advise you to take all necessary precautions

for your safety. By way of purchasing this product and not returning it for a refund, you are irrevocably releasing, indemnifying from any liability, loss, claim and expense (including attorney fees) and holding the Company harmless for any bodily injuries, harm or death, as well as losses or damages in goods or any equipment, vehicles, including your own or to any property or asset that belongs to you or third parties, any of which may result from using this product under any circumstances or conditions and irrespective of jurisdiction. The Company will not be responsible for any physical damages, irrespective of reasons, conditions or circumstances, including malfunction of the product, and all risks associated with operating it rest solely and entirely with the user of this product, irrespective of whether the product is used by the original purchaser or any third party.

Xtreme DSP Global Pte. Ltd. (the “Company”) hereby notifies you that using this product may also be in contravention to local, federal, state or national laws or regulations and that any use of this product is entirely at your sole risk and responsibility.

- You, your heirs, legal representatives, successors or assigns, hereby voluntarily and forever release, discharge, indemnify and hold harmless the Company from any and all litigation, claims, debts, demands, actions and liability which may arise, directly or indirectly, from using this product for any distress, pain, suffering, discomfort, loss, injury, death, damages to or in respect to any person or property however caused, WHETHER ARISING FROM THE NEGLIGENCE OR OTHERWISE, and which may hereafter accrue to you on some future date as a result of said use, to the fullest extent permitted by law.
- You fully understand and assume the risks in using this product, including risk of negligent acts or omissions by others.
- You confirm that you are physically capable to use this product, and that you have no medical conditions or needs that may infringe upon your abilities to do so in a safe manner. You confirm that you are at least eighteen (18) years of age (or of legal age and are legally permitted) to work or operate any equipment in your country of residence, and that you have read or been advised of the risks associated with the use of this product. You further confirm that you will not consume any alcohol or any mind-altering substances that may affect your alertness, and will not carry, use or consume these before or during the use of this product

- You fully acknowledge our warnings and understand that :
 - Risks and dangers exist in using this product which may result in, but not limited to injury or illness, strains, fractures, partial and/or total paralysis, death or other ailments that could cause serious disability
 - These risks and dangers may be caused by the negligence of the manufacturers or its agents or any third party involved in designing or manufacturing this product
 - These risks and dangers may arise from foreseeable or unforeseeable causes. You hereby assume all risks and dangers and all responsibility for any losses and/or damages, whether caused in whole or in part by the negligence or other conduct of others, including the Company
 - You confirm that you have read this release of liability and fully understand its terms and that you have given up substantial rights by not returning this product for a refund

DISCLAIMER OF WARRANTY

Xtreme DSP Global Pte. Ltd. disclaims all express and implied warranties with regard to the enclosed product, including without limitation any implied warranties of merchantability, fitness for a particular purpose, and non-infringement. The product and its accessories are provided 'as is' and 'as available' without warranty of any kind beyond those assumed in this enclosed manual.

LIMITATION OF LIABILITY

In no event shall Xtreme DSP Global Pte. Ltd. be liable for any special, indirect, punitive, incidental, exemplary or consequential damages, or any damages whatsoever resulting from the use of this product, whether based on breach of contract, tort (including negligence), product liability or otherwise, even if advised of the possibility of such damages, You acknowledge and agree that the limitations set forth above are fundamental elements of this agreement and the product would not be provided to you absent such limitations, some state statutes might apply regarding limitation of liability.

6. REFUND OPTION

You can seek a refund for your purchase by visiting our website vertexglobal.com/pages/return-policy for instructions and to email us which must include the mandatory requested information contained therein. You can then proceed to your retailer with the product in its original packaging and completed form for the refund within 7 days of your purchase. The product must not be used and do not have any missing items.



VERTIX™
When Clarity Matters

ACTIO PRO

PROFESSIONAL COMMUNICATION SYSTEM

For Professionals at Work

USER MANUAL

For more information, visit vertixglobal.com



bit.ly/VertixYouTube



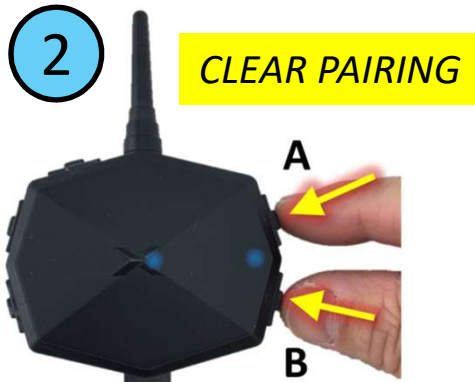
bit.ly/VertixFacebook

SET-UP GUIDE - VERTIX PRO



POWER ON

PRESS & HOLD.
RELEASE WHEN "POWER,
VERTIX ACTIO PRO" IS HEARD



CLEAR PAIRING

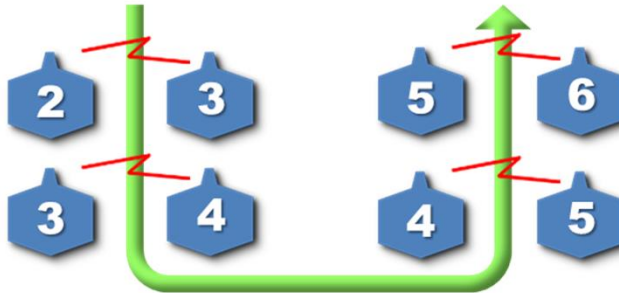
1. PRESS & HOLD "A & B" UNTIL BOTH BLUE LAMPS FLASH 3 TIMES AND "PAIRING CLEARED" ANNOUNCED.
2. DO THIS FOR ALL SETS



SET 1 : RED / BLUE
LAMPS FLASH SLOWLY

SET 2 : RED / BLUE
LAMPS FLASH QUICKLY

**SET 1 & SET 2 CONNECTS AUTOMATICALLY &
BLUE LAMPS PULSATE SLOWLY WHEN PAIRED.**



FOR SET 2 TO SET 3. PRESS "B" ON SET 2 TO DISCONNECT FIRST.
REPEAT AS FOR SET 1 AND SET 2 FOR SETS 2 & 3, ...3 & 4, ETC
(Follow sequence until all 6 sets are paired)

EASY PAIRING



CONNECTING

PRESS ONCE & ALL SETS WILL
CONNECT AUTOMATICALLY.
(Use 1st or last set)



POWER OFF

PRESS BOTH BUTTONS
& RELEASE

1

WORKING WITH WALKIE TALKIES

Your ACTIO PRO is designed to work with popular walkie talkies or radios from MOTOROLA, KENWOOD, MIDLAND, ICOM, etc

For walkie talkies to work properly with ACTIO PRO, use only walkie talkie cables specially designed for ACTIO PRO to avoid equipment damage.

If unsure, consult your dealer or write to support@vertixglobal.com with your model information and cable connector type (include photos). Use subject header "Walkie Talkie for VERTIX PRO".

IMPORTANT :

PTT your radio using the **PTT button** provided on your PRO Walkie Talkie cable. →



For MOTOROLA & some CB radios

AFTER intercom is connected for the team,
Hold VOL+ & VOL- buttons to activate ACTIO PRO
connected to Motorola or CB radio.

 Team **cannot hear** radio **if not activated.**



ACTIO PRO COMPONENTS



VERTIX PRO INTERCOM & WALKIE TALKIE FEATURES

EASY TO USE TOGGLE CONTROLS



These 2 switches toggle **ON/OFF** when pressed TWICE QUICKLY.

1. MIC "ON/OFF" for Privacy mode or Listen only
2. "ALL/PRIVATE" Walkie Talkie mode for Team coordination or Private conversations

NOTES FOR THE TABLE BELOW :

- **ALL** means Supervisor and Team members
- **Team** refers to members managed by Supervisor
- Team member with Mic OFF cannot be heard by others but he can still listen to intercom conversations
- Example shows Supervisor's intercom unit with the 4 possible Mic and Walkie Talkie switch settings in **RED BOX**. Intercom Mic is assumed to be turned ON for Team members' sets.

SUPERVISOR'S SWITCH SETTING		INTERCOM ACTIVITY	WALKIE TALKIE ACTIVITY
Intercom Mic	Walkie Talkie		
ON	ALL	Intercom is connected for ALL	Team hears ALL outgoing and incoming walkie talkie calls
ON	PRIVATE	Intercom is connected for ALL	Team only hears Supervisor's outgoing walkie talkie calls
OFF	ALL	Team hears each other except the Supervisor. Supervisor hears everyone	Team only hears incoming walkie talkie calls
OFF	PRIVATE	Team hears each other except the Supervisor. Supervisor hears everyone	Team CANNOT hear any walkie talkie calls

EZBoost™ Feature

PROFESSIONAL VOLUME BOOST



IMPORTANT! Please Read Carefully

1. The ACTIO PRO delivers a maximum output of ~80-85 dB in normal use.
2. There may be situations when additional NRR earplugs are worn under ear muffs for work in very noisy environments. For effective communication, EZBoost™ increases speaker volume by ~20-25dB to work through the NRR earplugs. For comfortable and safe volume, adjust using the volume control to your desired level.
3. Be careful when using EZBoost™ without NRR earplugs as prolonged exposure at high volume levels can result in irreparable hearing loss. *This is an important safety advice by OSHA.* We cannot be responsible for hearing damage arising from lack of precaution taken in hearing protection from external noise or in the proper use of the ACTIO Pro EZBoost™ feature by users.



Press & Hold
Toggles EZBoost™
ON/OFF

TECHNICAL SPECIFICATIONS

DESCRIPTION	SPECIFICATION
WIRELESS TECHNOLOGY	2.4GHz Frequency-Hopping
OPERATING FREQUENCY	2402~2408 MHz
NOISE FILTERING	“Cut-the-Noise” Digital Filter
COMPATIBLE PROTOCOLS	HSP, HFP, A2DP, AVRCP, SPP
COMMUNICATION RANGE	Up to 330m (1,082 ft) LOS (line-of-sight) between 2 users Up to 1.3km (0.8mi) LOS in straight line for group of 6 users
OPERATING HOURS	Up to 12hrs Continuously with OTG (On-The-Go) system
USAGE ENVIRONMENT	All weather
SAFETY CERTIFICATION	FCC, IC, CE-RED, RCM, ROHS



IMPORTANT SAFETY INFORMATION

1. Understand your requirements and the capabilities/limitations of this product.
2. Conduct a trial based on your situation if necessary.
3. This product facilitates communication to improve safety at work or sports. It is not a Personal Protection Equipment (PPE) like safety helmets or safety boots.
4. As with any wireless system, it can be rendered inoperable by powerful intentional or unintentional interfering sources near your area which are outside our control.
5. Be alert to your surroundings when communicating. Good communication discipline and awareness are essential for safety and helps mitigate risks.
6. Avoid using excessive speaker volume for extended durations to avoid ear damage.
7. Our company, business partners, distributors & resellers will not be liable for any direct, indirect, punitive, incidental, special consequential damages, to property or life, whatsoever arising out of or connected with the use or misuse of this product.



OHSA guide on maximum exposure levels before hearing damage occurs

90dB SPL at 8 hours	95dB SPL at 4 hours	100dB SPL at 2 hours	105dB SPL at 1 hours
110dB SPL at ½ hour	115dB SPL at 15 minutes	120dB SPL Avoid or damage may occur	




INSTALLING ACTIO PRO ON HARD HATS WITH EARMUFFS



1. HELMET MOUNTING SET-UP



Install strap on helmet



Attach Actio Pro to strap and connect T-cable



Insert 3.5mm connectors under strap and over into left and right strap pockets




Completed helmet mounting set-up

Installation shown on helmet without earmuffs attached for better clarity


2. EARMUFFS MIC & SPEAKERS SET-UP



Clean LEFT muff with Wet and Dry wipes before mounting the Mic with Speaker part.



Position and attach Mic Boom part firmly



Place speaker in ear cup. Use velcro if required.



Repeat for RIGHT earmuff for the Speaker only part



Wrap "coiled wires" on muff holder arms if possible



Connect both 3.5mm jacks to T-cable sockets without the caps

3. SET-UP COMPLETED



Front view

*Point white dot
towards mouth for
best performance*



Rear Left side view



Rear Right side view



Completed installation



IMPORTANT SAFETY INFORMATION

1. Understand your requirements and the capabilities/limitations of this product.
2. Conduct a trial based on your situation if necessary.
3. This product facilitates communication to improve safety at work or sports. It is not a Personal Protection Equipment (PPE) like safety helmets or safety boots.
4. As with any wireless system, it can be rendered inoperable by powerful intentional or unintentional interfering sources near your area which are outside our control.
5. Be alert to your surroundings when communicating. Good communication discipline and awareness are essential for safety and helps mitigate risks.
6. Avoid using excessive speaker volume for extended durations to avoid ear damage.
7. Our company, business partners, distributors & resellers will not be liable for any direct, indirect, punitive, incidental, special consequential damages, to property or life, whatsoever arising out of or connected with the use or misuse of this product.



OHSA guide on maximum exposure levels before hearing damage occurs

90dB SPL at 8 hours	95dB SPL at 4 hours	100dB SPL at 2 hours	105dB SPL at 1 hours
110dB SPL at ½ hour	115dB SPL at 15 minutes	120dB SPL Avoid or damage may occur	

EDITABLE PAGE