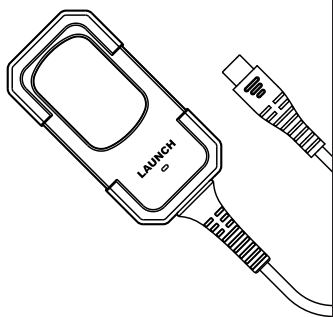
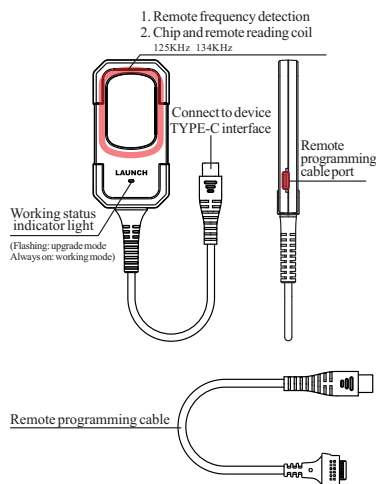


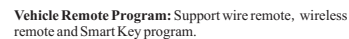
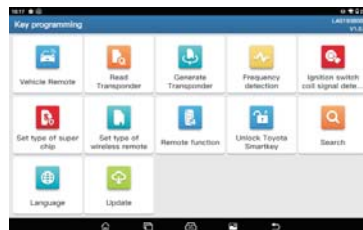
FCC ID :XUIKPRO00



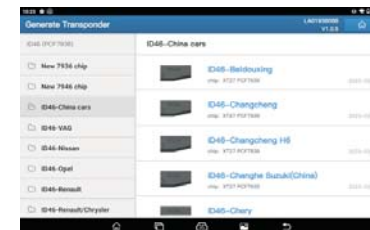
Working status indicator fire
(Flashing: upgrade mode Always on: working mode)



Power on: Insert the TYPE-C cable to connect the device.
Power off: Unplug the TYPE-C cable.



Generate Transponder: Support transponder generation.



Frequency Detection: Support common car key frequency detection.



LAUNCH KEY PROGRAMMER has one year warranty, and it is based on the date on the transaction voucher; If do not have transaction voucher or lost it, the factory date recorded by the manufacturer will prevail.

- ※ **Situations on the below can not get free repairmen**
- Damage caused by not following the use instructions.
 - Damage caused by repairing or retrofitting in private.
 - Damage caused by fall, crash or inappropriate voltage.
 - Damage caused by inevitable force.
 - Damage caused by using in harsh environment or on the vehicle and ship for a long time; Get main body dirty and worn due to use.

The pictures are for reference only, the actual product shall prevail. Without permission, any individual or organization is prohibited from copying and disseminating any part of this manual in any form and Product improvement. The content of this manual may be changed without prior notice.

This device complies with part 15 of the FCC rules. Operation is subject to the following two conditions:

- (1) This device may not cause harmful interference, and (2) This device must accept any interference received, including interference that may cause undesired operation.

NOTE: The manufacturer is not responsible for any radio or TV interference caused by unauthorized modifications or changes to this equipment. Such modifications or changes could void the user's authority to operate the equipment.

NOTE: This equipment has been tested and found to comply with the limits for a Class B digital device, pursuant to part 15 of the FCC Rules. These limits are designed to provide reasonable protection against harmful interference in a residential installation. This equipment generates uses and can radiate radio frequency energy and, if not installed and used in accordance with the instructions, may cause harmful interference to radio communications. However, there is no guarantee that interference will not occur in a particular installation. If this equipment does cause harmful interference to radio or television reception, which can be determined by turning the equipment off and on, the user is encouraged to try to correct the interference by one or more of the following measures:

- Reorient or relocate the receiving antenna.
- Increase the separation between the equipment and receiver.
- Connect the equipment into an outlet on a circuit different from that to which the receiver is connected.
- Consult the dealer or an experienced radio/TV technician for help.

Federal Communication Commission (FCC) Radiation Exposure Statement
When using the product, maintain a distance of 20cm from the body to ensure compliance with RF exposure requirements.

The device has been evaluated to meet general RF exposure requirement,
The device can be used in portable exposure condition without restriction.
Federal Communication Commission (FCC) Radiation Exposure Statement
Power is so low that no RF exposure calculation is needed.

Declaration of Conformity Hereby, Launch Tech Co., Ltd. declares that the radio equipment type KPro00 is in compliance with directive 2014/53/EU and RER 2017 (SI 2017/1206).



RF exposure information: The device has been evaluated to meet general RF exposure requirement. The device can be used in portable exposure condition without restriction. Radiation Exposure Statement Power is so low that no RF exposure calculation is needed.

Bands	Operation Frequency	Max.Power
125 KHz	125 KHz	E-field(V/m): 37.14 H-field(A/m): 1.582
134 KHz	134 KHz	E-field(V/m): 27.16 H-field(A/m): 1.599

封底

名称：客户定制LITE英文说明书
尺寸：285*105mm（折后成品：71.25*105mm）
材质：128g双铜双面印刷