

## 1. SETUP PHOTOS


### RADIATED EMISSION CONFIGURATION – X ORIENTATION




**RADIATED EMISSION CONFIGURATION – Y ORIENTATION**




**RADIATED EMISSION CONFIGURATION – Z ORIENTATION**




**RADIATED EMISSION BELOW 30 MHz**



**RADIATED EMISSION ABOVE 30 MHz**



## Near Field Measurements



**END OF REPORT**