



Test Set-Up Photos


1. Radiated Electromagnetic Emission Test




*FRONT VIEW OF RADIATED EMISSION TEST
(BELOW 1GHz)*



*BACK VIEW OF RADIATED EMISSION TEST
(BELOW 1GHz)*




*FRONT VIEW OF RADIATED EMISSION TEST
(ABOVE 1GHz)*



*BACK VIEW OF RADIATED EMISSION TEST
(ABOVE 1GHz)*



*SETUP WITH MAXIMUM DETECTED EMISSION AT HORIZONTAL POLARIZATION
(TEST MODE: CH11 (2462MHz) 2MHz)*



*SETUP WITH MAXIMUM DETECTED EMISSION AT VERTICAL POLARIZATION
(TEST MODE: CH11 (2462MHz) 2MH)*

2. RF Test



TEST WITH SPECTRUM



TEST WITH POWER METER