

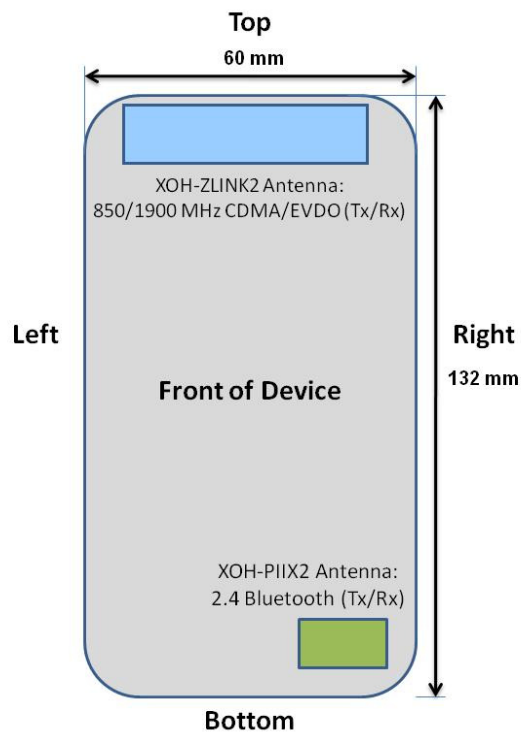


APPENDIX F: DUT ANTENNA DIAGRAM & SAR TEST SETUP PHOTOGRAPHS

FCC ID: XOH-ZLINK2	 PCTEST ENGINEERING LABORATORY, INC.	SAR EVALUATION REPORT		Reviewed by: Quality Manager
Test Dates: 02/13/15 and 04/22/15	DUT Type: Wireless Module			APPENDIX F: Page 1 of 2





Note: Exact antenna dimensions and separation distances are shown in the Technical Descriptions in the FCC Filing.

**Figure F-1
DUT Antenna Locations**



SAR Test Setup Photo 1: Back at 0.0 cm

FCC ID: XOH-ZLINK2	 PCTEST ENGINEERING LABORATORY, INC.	SAR EVALUATION REPORT		Reviewed by: Quality Manager
Test Dates: 02/13/15 and 04/22/15	DUT Type: Wireless Module			APPENDIX F: Page 2 of 2