

TEST SETUP PHOTOGRAPHS


Conducted Emissions Front View- Configuration 1#



Conducted Emissions Side View- Configuration 1#




Conducted Emissions Front View- Configuration 2#




Conducted Emissions Side View- Configuration 2#




Conducted Emissions Front View- Configuration 3#



Conducted Emissions Side View- Configuration 3#




Conducted Emissions Front View- Configuration 4#




Conducted Emissions Side View- Configuration 4#




Radiated Emission 9k-30MHz Parallel View- Configuration 1#&2#




Radiated Emission 9k-30MHz Perpendicular View- Configuration 1#&2#




Radiated Emission 9k-30MHz Ground-parallel View- Configuration 1#&2#




Radiated Emission 30M-1GHz View- Configuration 1#&2#



Radiated Emission 9k-30MHz Parallel View- Configuration 3#&4#




Radiated Emission 9k-30MHz Perpendicular View- Configuration 3#&4#



Radiated Emission 9k-30MHz Ground-parallel View- Configuration 3#&4#



Radiated Emission 30M-1GHz View- Configuration 3#&4#



Radiated Emission 9k-30MHz Parallel View-5G Wifi&WWAN&NFC



Radiated Emission 9k-30MHz Perpendicular View- 5G Wifi&WWAN&NFC



Radiated Emission 9k-30MHz Ground-parallel View- 5G Wifi&WWAN&NFC



Radiated Emission 30M-1GHz View- 5G Wifi&WWAN&NFC

