


TEST SETUP PHOTOGRAPHS

Conducted Emissions Front View-Adapter 1#+Configuration 1#



Conducted Emissions Side View-Adapter 1#+Configuration 1#



Conducted Emissions Front View-Adapter 2#+Configuration 1#



Conducted Emissions Side View-Adapter 2#+Configuration 1#



Conducted Emissions Front View-Adapter 3#+Configuration 1#




Conducted Emissions Side View-Adapter 3#+Configuration 1#



Conducted Emissions Front View-Adapter 4#+Configuration 1#



Conducted Emissions Side View-Adapter 4#+Configuration 1#



Conducted Emissions Front View-Adapter 5#+Configuration 1#



Conducted Emissions Side View-Adapter 5#+Configuration 1#



Conducted Emissions Front View-Worst Adapter(#5)+Configuration 1#+Charger base



Conducted Emissions Side View-Worst Adapter(#5)+Configuration 1#+Charger base



Conducted Emissions Front View-Worst Adapter(5#)+Configuration 2#




Conducted Emissions Side View-Worst Adapter(5#)+Configuration 2#



Radiated Emission Below 1GHz View-Adapter 1#+Configuration 1#



Radiated Emission Below 1GHz View-Adapter 2#+Configuration 1#



Radiated Emission Below 1GHz View -Adapter 3#+Configuration 1#



Radiated Emission Below 1GHz View-Adapter 4#+Configuration 1#



Radiated Emission Below 1GHz View-Adapter 5#+Configuration 1#



**Radiated Emission Below 1GHz View-Worst Adapter(#3)+Configuration 1#
+Charger base**



Conducted Emissions Front View-Worst Adapter(3#)+Configuration 2#



Radiated Emission Above 1GHz View

