

## **EXHIBIT D - TEST SETUP PHOTOGRAPHS**

**Conducted Emissions Front View- Adapter 1#**



**Conducted Emissions Side View- Adapter 1#**



**Conducted Emissions Front View- Adapter 2#**



**Conducted Emissions Side View- Adapter 2#**





**Conducted Emissions Front View- Adapter 3#**



**Conducted Emissions Side View- Adapter 3#**



**Conducted Emissions Front View- Adapter 4#**




**Conducted Emissions Side View- Adapter 4#**







**Radiated Emission Below 1GHz View- Adapter 1#**




**Radiated Emission Below 1GHz View- Adapter 2#**



**Radiated Emission Below 1GHz View- Adapter 3#**



**Radiated Emission Below 1GHz View- Adapter 4#**





**Radiated Emission Above 1GHz View Adapter 4#**

