

## **EXHIBIT D - TEST SETUP PHOTOGRAPHS**

---

**Conducted Emissions Front View Adapter 1# + IPS**



**Conducted Emissions Side View Adapter 1# + IPS**



**Conducted Emissions Front View Adapter 2# + IPS**



**Conducted Emissions Side View Adapter 2# + IPS**





**Conducted Emissions Front View Adapter 3# + IPS**



**Conducted Emissions Side View Adapter 3# + IPS**



**Conducted Emissions Front View Adapter 1# + TN**



**Conducted Emissions Side View Adapter 1# + TN**





**Conducted Emissions Front View Adapter 2# + TN**



**Conducted Emissions Side View Adapter 2# + TN**



**Conducted Emissions Front View Adapter 3# + TN**




**Conducted Emissions Side View Adapter 3# + TN**







**Radiated Emission Below 1GHz View Adapter 1#+IPS**




**Radiated Emission Below 1GHz View Adapter 2#+IPS**



**Radiated Emission Below 1GHz View Adapter 3#+IPS**




**Radiated Emission Below 1GHz View Adapter 1#+TN**






**Radiated Emission Below 1GHz View Adapter 2#+TN**



**Radiated Emission Below 1GHz View Adapter 3#+TN**



### **Radiated Emission Above 1GHz View Adapter 3#+IPS**

