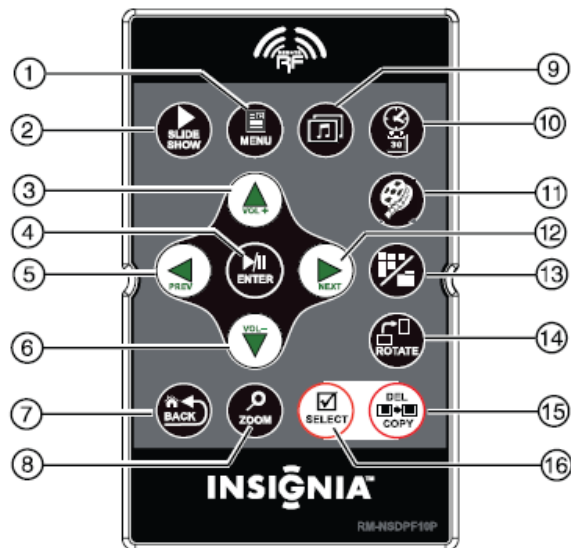















## RF remote control user manual



#	Button	Description
1	MENU	Press to display the <i>Setup</i> menu.
2	SLIDE SHOW	Press to start a slideshow or toggle the multi-image Display mode.
3	(Up)/VOL+	Press to move the selection up. Press to increase the volume during music/video playback.

#	Button	Description
4	 ENTER/PLAY/PAUSE	Press to select menu options. During playback, press to pause or resume the slideshow.
5	 (Left) PREV	Press to move the menu selection left or to display the previous picture/song/video.
6	 (Down)/VOL-	Press to move the menu selection down. Press to decrease the volume during music/video playback.
7	 BACK	Press to go back a screen.
8	 ZOOM	Press to magnify the picture.
9	 Picture and Music	Press to begin a slideshow with background music.
10	 Clock/Calendar	Press to display the clock and calendar on the screen.
11	 Video	Press to start video playback.
12	 (Right) NEXT	Press to move the menu section right, display the next picture, or select the next picture/song/video.
13	 (thumbnail/folder)	Press to enter Thumbnail mode, or to display files and folders.
14	 ROTATE	Press to rotate the picture.
15	 DEL/COPY	Press to delete selected pictures from internal memory or to copy selected pictures/songs/videos from an inserted memory card or USB device to internal memory.
16	 SELECT	Press to select a file to copy, delete, or to add to a customized slideshow.

## Setting up the remote control

### To set up the remote control:

- Remove the plastic tab that extends past the bottom edge of the remote control. This tab protects the battery. The remote control will not work until it is removed.



## **Declare**

The device complies with Part 15 of the FCC rules. Operation is subject to the following two conditions: (1) this device not cause harmful interference, and (2) this device must accept any interference received, including interference that may cause undesired operation.

## **Information to the User**

This equipment has been tested and found to comply with Part 15 of the FCC Rules.

Changes or modifications not expressly approved by the party responsible for compliance could void the user's authority to operate the equipment.